

# From Prejudice to Parity: A New Approach to Debiasing Large Language Model Word Embeddings

Aishik Rakshit

Indian Institute of Technology, Guwahati

Smriti Singh

University of Texas at Austin

Shuvam Keshari

University of Texas at Austin

Arijit Ghosh Chowdhury\*

Amazon GenAI

Vinija Jain\*

Meta AI

Aman Chadha†

Amazon GenAI

## Abstract

Embeddings play a pivotal role in the efficacy of large language models. They are the bedrock on which these models grasp contextual relationships and foster a more nuanced understanding of language and consequently perform complex tasks that require a fundamental understanding of human language. Given that these embeddings themselves often reflect or exhibit bias, it stands to reason that these models may also inadvertently learn this bias. In this work, we build on the aforementioned seminal work of Bolukbasi et al. (2016) and (Gonen and Goldberg, 2019) and propose *DeepSoftDebias*, an algorithm that uses a neural network to perform ‘soft debiasing’. We exhaustively evaluate this algorithm across a variety of state-of-the-art datasets, accuracy metrics, and challenging NLP tasks. On a wide range of metrics, we find that *DeepSoftDebias* outperforms the current state-of-the-art methods at reducing bias across gender, race, and religion.

## 1 Introduction

Word embeddings are a foundational element in the architecture of Large Language Models (LLMs). They act as the basis for these models to understand and subsequently, generate human-like language. However, it has been shown that these word embeddings may reflect or exhibit bias (Dev et al., 2020; May et al., 2019; Caliskan et al., 2017). Given the exponential increase in the use of LLMs on a plethora of downstream tasks, these representations can amplify bias and result in discriminatory actions, especially when it comes to the fields of education, healthcare, and justice. Existing work in this field has looked most commonly into gender bias (Kotek et al., 2023; Bordia and Bowman, 2019; de Vassimon Manela et al., 2021), racial bias (Mozafari et al., 2020; Omiye et al., 2023; Tang et al.), and religious bias (Baligudam, 2022; Kirk

et al., 2021). In this work, we build on the seminal work of (Gonen and Goldberg, 2019), which brought attention to the inherent biases present in traditional GloVe embeddings (Pennington et al., 2014). This study prompted the NLP community to re-evaluate the fundamental choices underlying our word representation models. Specifically, we present *DeepSoftBias*: an algorithm that furthers the application of their methodology, by diverging from the conventional GloVe embeddings and delving into the word embeddings produced by the best-performing models on the Massive Text Embedding Benchmark (MTEB) (Muennighoff et al., 2022) leaderboard. By employing these advanced embeddings on the same set of words as used in GloVe embeddings, we seek to investigate whether these state-of-the-art (SoTA) models inherently exhibit reduced bias.

Our primary objective is two fold: first, to debias the embeddings from these selected models, and second, to rigorously assess the effectiveness of the bias removal process. Our proposed approach, *DeepSoftDebias*, is an innovative methodology to de-bias LLM word embeddings which involves integrating a neural network into the soft debiasing approach developed by Bolukbasi et al. (2016). This novel amalgamation is driven by the aspiration to enhance the debiasing process and contribute to the ongoing discourse on creating fair and ethically sound language models. To this end, our work answers the following research questions:

**RQ1:** Compared to traditional methods, does our proposed methodology attain better performance metrics with respect to debiasing SOTA model embeddings?

**RQ2:** How does our proposed method interact with the varying parameters (size, complexity, embedding dimension) of embeddings obtained from different language models ?

**RQ3:** Can we validate that the debiased embed-

\*Work does not relate to position at Meta.

† Work does not relate to position at Amazon.

dings, which are a result of our proposed method, are on par with off-the-shelf embeddings on downstream tasks?

**RQ4:** How does the type of bias (gender, race, religion) affect the effectiveness of the debiasing process?

To answer the above questions, we make the following contributions through this research:

#### OUR CONTRIBUTIONS

- We provide, to the best of our knowledge, the first comprehensive study of how various debiasing methods work on SoTA large language model word embeddings.
- We present a novel methodology, *DeepSoftDebias*, for debiasing LLM word embeddings, which beats SoTA debiasing methods across multiple bias formats including gender, race, and religion.
- We perform an exhaustive quantitative analysis, establishing SoTA baselines and leveraging multiple evaluation metrics to provide a comparison against accessible SoTA baselines.

We illustrate our pipeline in Fig. 1. We find that *DeepSoftDebias* not only outperforms the state-of-the-art methods at reducing bias on most of the bias types but also does so while preserving the full information of the original embedding (which is an additional improvement on previous methods). Notably, our proposed methodology is also effective for debiasing embeddings from state space models, namely Mamba (Gu and Dao, 2024). Further, we find that model performance on challenging downstream tasks like the ones present in the GLUE Benchmark (Wang et al., 2018) remains largely unaffected when we test using our debiased embeddings. We also make all of our code available at <https://github.com/aishik-rakshit/DeepSoftDebias>

## 2 Related Work

**INLP** Iterative Null-space Projection (INLP) (Ravfogel et al., 2020) is a post-hoc debiasing method that operates at the representation level. The INLP methodology debiases representations by iteratively projecting them into a linear classifier’s null space. This approach is beneficial in scenarios where an attempt to make a model fairer towards some group results in increased unfairness towards another group.

**Self-Debias** Self-Debiasing (Schick et al., 2021) is a novel approach to mitigating bias in language models. The methodology is based on the concept of self-diagnosis. In this approach, pretrained language models recognize their undesirable biases and the toxicity of the content they produce. Based on this self-diagnosis, a decoding algorithm is proposed that reduces the probability of a language model producing problematic text. This approach, referred to as self-debiasing, does not rely on manually curated word lists, nor does it require any training data or changes to the model’s parameters. While it does not completely eliminate the issue of language models generating biased text, it is an important step in this direction.

**Sentence Debias** SentenceDebias (Liang et al., 2020) is a debiasing methodology that operates at the sentence level. It is a projection-based method that identifies a linear subspace associated with a specific bias. The sentence representations are projected onto this bias subspace, and the projection is subtracted from the original representations. This process effectively debiases the sentence representations, offering a comprehensive comparison between models that adjust weights for debiasing and those employing test-time surgical interventions.

**Counterfactual Data Augmentation** Counterfactual Data Augmentation (CDA) (Yadav et al., 2023) is a data-based debiasing strategy often used to mitigate gender bias. The CDA methodology involves re-balancing a corpus by swapping bias attribute words (e.g., he/she) in a dataset. This technique is part of a broader set of debiasing techniques that also includes Dropout, Self-Debias, SentenceDebias, and Iterative Nullspace Projection.

**FineDeb** FineDeb (Saravanan et al., 2023) is a two-phase debiasing framework for language models. In the first phase, FineDeb debiases the model by modifying the embeddings learned by the language model. This process involves contextual debiasing of these embeddings. In the second phase, the debiased model is fine-tuned on the language modeling objective. Though FineDeb emerges as a robust and effective framework for mitigating bias in language models, it is not open sourced at this time. One of our goals with *DeepSoftDebias* is to offer an at least equally performative alternative that is open sourced.

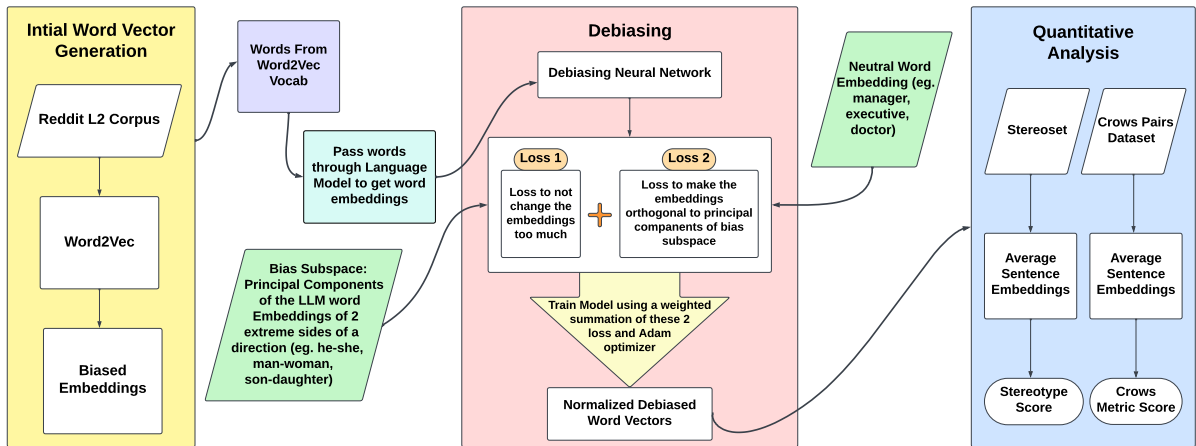


Figure 1: A step-by-step visualization of the pipeline for *DeepSoftDebias*. Our pipeline has 3 major components, Initial Word Vector Generation, Debiasing, and Quantitative Analysis. The Debiasing stage leverages the *DeepSoftDebias* network.

### 3 Data

This study leverages several datasets to examine and address biases in word embeddings and language models, focusing on the representation and perpetuation of stereotypes within these systems.

**L2-Reddit Corpus** We utilize the L2-Reddit<sup>1</sup> (Rabinovich et al., 2018) corpus, a collection of Reddit posts and comments by both native and non-native English speakers, featuring approximately 56 million sentences. This dataset serves as our foundation for training word embeddings, aiming to capture the nuanced and inherently biased linguistic patterns present in social media discourse. In our study, we employ the Reddit L2 corpus as the source for our initial Word2Vec (Mikolov et al., 2013) word embeddings. Subsequently, we leverage the vocabulary derived from these word vectors to obtain the word embeddings from the LLMs. We utilize Word2Vec on the Reddit-L2 corpus to obtain the vocabulary. This vocabulary comprises the words for which we aim to extract embeddings from the LLMs. The primary objective of this approach is to ensure a consistent set of words across all our LLMs.

**StereoSet** StereoSet (Nadeem et al., 2020) stands out as a critical dataset for measuring stereotype bias in language models, containing around 17,000 sentences across demographic dimensions like gender, race, religion, and profession. It introduces the Context Association Tests (CAT) for evaluating model preferences and biases, providing a struc-

tured approach to assess and quantify biases in popular models like BERT (Devlin et al., 2019), GPT-2 (Radford et al., 2019), RoBERTa (Liu et al., 2019a), and XLNet (Yang et al., 2020). In our work, we use the StereoSet dataset to benchmark our debiasing method.

**CrowS-Pairs** CrowS-Pairs (Nangia et al., 2020), designed to assess social biases in masked language models (MLMs), comprises 1,508 examples covering nine bias types, including race, religion, and age. It contrasts sentences related to historically disadvantaged and advantaged groups in the U.S., with annotations from crowd workers highlighting the degree of stereotyping. In our study, we obtain debiased word embeddings for sentences by computing the average sentence vector for both less and more stereotypical or anti-stereotypical directions. We then compare these embeddings against each other to calculate the Crowds Metric score.

### 4 Methodology

In this section, we delve into the domain of debiasing word embeddings, presenting both an established and a newly proposed methodology for mitigating biases in word vector representations.

#### 4.1 Bias Identification and Data Structure

To quantitatively assess bias in word embeddings, we measure the projection of word vectors onto a gender-specific axis, defined by the vector difference between the terms ‘he’ and ‘she.’ The magnitude of this projection serves as an indicator of bias. We use a structured vocabulary with its associated

<sup>1</sup><https://github.com/ellarabi/reddit-l2>

vector representations from the Word2Vec model to facilitate the identification of biases. For a comprehensive evaluation, we utilize additional data files that include definitive sets of gender-associated word pairs, analogy templates that list occupational roles often linked with specific genders, and a set of neutral terms used as evaluation targets. These resources are crucial for the systematic identification and rectification of biases in word embeddings. The words used for the BiasSpace are present in Appendix A.

## 4.2 Soft Debiasing: The Baseline Approach

The initial method as seen in (Manzini et al., 2019) leverages a method called soft debiasing. We recap its algorithm in Algorithm 1. Soft debiasing involves learning a projection of the embedding matrix that preserves the inner product between biased and debiased embeddings while minimizing the projection onto the bias subspace of embeddings mentioned in 4.1. Given embeddings  $W$  and  $N$  which are embeddings for the whole vocabulary and the subset of bias-neutral words respectively, and the bias subspace  $B$  obtained in Section 3, soft debiasing seeks a linear transformation  $A$  that minimizes the following objective defined in Eq. (1) as follows:

$$\|(AW)^T(AW) - W^T W\|_F^2 + \lambda \|(AN)^T(AB)\|_F^2 \quad (1)$$

Minimizing the first term preserves the inner product after the linear transformation  $A$ , and minimizing the second term minimizes the projection onto the bias subspace  $B$  of embeddings.  $\lambda$  is a tunable parameter that balances the two objectives.  $W$  here refers to the matrix of word embeddings and  $N$  refers to the matrix of the embeddings of the neutral space i.e. words that aren't influenced by any bias.

## 4.3 DeepSoftDebias: Our Proposed Approach

In the original approach introduced by Bolukbasi et al. (2016), a transformation matrix is utilized and optimized by an optimizer to enable a direct mapping between input and output embeddings. To enhance performance, we propose *DeepSoftDebias*. In this approach, we replace the transformation matrix with a neural network made up of residual blocks (He et al., 2015), leveraging its capability to represent a sequence of transformation matrices. This adaptation enables the algorithm to handle more complex functions mapping between input

---

### Algorithm 1: Transformation Matrix Approach

---

**Input:** Biased word embeddings ( $\text{emb}_{\text{biased}}$ ), Bias Subspace (BiasSpace), Neutral word embeddings ( $\text{emb}_{\text{neutral}}$ )

**Output:** Debiased word embeddings

Perform Singular Value Decomposition (SVD) on  $\text{emb}_{\text{biased}}$  to obtain singular values ( $s$ ) and left singular vectors ( $u$ );  
 Precompute  $t1 = s \cdot u^T$  and  $t2 = u \cdot s$ ;  
 Compute norm1 as  $\|t1 \cdot (T^T \cdot T - I) \cdot t2\|_F$ ;  
 Compute norm2 as  $\|\text{emb}_{\text{neutral}}^T \cdot T^T \cdot \text{BiasSpace}\|_F$ ;  
 Total loss is a weighted combination of norm1 and norm2;  
 Optimize transformation matrix using SGD;  
 Output debiased word embeddings after recomputing using  $T$  and normalizing;

---

and output embeddings. We use the same loss functions as mentioned in the section 4.2. Furthermore, we transition from stochastic gradient descent (SGD (Robbins and Monro, 1951)) to the Adam (Kingma and Ba, 2017) optimizer, resulting in enhanced efficiency, speed, and optimization quality. We describe our full algorithm in Algorithm 2. While these modifications were implemented, the fundamental aspects of the method remain unaltered, ensuring minimal alterations in embeddings and preserving orthogonality with the bias space.

Unlike the baseline, which relies on singular value decomposition (SVD) and incurred information loss, *DeepSoftDebias* preserves the full information of the original matrix. Moreover, unlike the baseline, *DeepSoftDebias* can handle large embedding dimensions of more than 4.5k. We demonstrate the effectiveness of *DeepSoftDebias* on various datasets and tasks, and show that it outperforms the state-of-the-art methods in terms of accuracy and efficiency. The reason for the need for a fixed *BiasSpace* is that we adopt the methodology proposed by Bolukbasi et al. (2016). for the derivation of the bias subspace. *The Fixed BiasSpace is crucial for mitigating bias in word embeddings by providing a fixed subspace representing the direction of bias.* The neural network is trained to make embeddings orthogonal to this subspace, reducing bias while maintaining other semantic relation-

ships. This orthogonality minimizes the projection of words onto the bias subspace.

The process of creating the *BiasSpace* commences with the identification of word vectors representing opposing concepts, such as ‘he’ versus ‘she’, or ‘man’ versus ‘woman’. For each pair, we compute the mean vector, which encapsulates the shared semantic space. Subsequently, we subtract this mean vector from the original word vectors, yielding vectors that exclusively represent the bias components. These bias vectors are then concatenated to form a matrix, referred to as the bias subspace. This bias subspace plays a pivotal role in the training of our neural network. Specifically, we ensure that the output of the word embeddings, upon being processed through the neural network, is orthogonal to the bias subspace Fig. 2 presents a visualization of our approach to downstream testing. Our methodology also extends to multi-dimensional bias representations across race, religion, and other social dimensions. For each group set, we compute a neutral reference point by calculating the mean vector of representative terms. For instance, in racial bias, we derive a neutral vector from terms like "black," "caucasian," and "asian," while for religious bias, we use terms representing different faith traditions such as "judaism," "christianity," and "islam." We then compute bias-specific axes by subtracting this neutral reference vector from each group’s representative vector, yielding vectors that exclusively capture bias components. By taking the vector differences—such as  $v_{asian} - v_{neutral}$ ,  $v_{white} - v_{neutral}$ , and  $v_{black} - v_{neutral}$ —we create directional axes that quantify bias in the embedding space. These bias vectors are concatenated to form a comprehensive bias subspace matrix, which plays a pivotal role in the training of our neural network. Specifically, we ensure that the output of the word embeddings, upon being processed through the neural network, is orthogonal to this bias subspace. This approach allows us to systematically identify, measure, and mitigate bias across multiple social dimensions, moving beyond binary conceptualizations to a more nuanced representation of semantic prejudices. Figure 2 presents a visualization of our approach to downstream testing, illustrating how our method can be applied to diverse contextual scenarios. We also provide a schematic of an example of the transformation Neural Network in Figure 12

---

### Algorithm 2: Neural Network Approach

---

**Input:** Biased word embeddings ( $emb_{biased}$ ), Bias Subspace ( $BiasSpace$ ), Neutral word embeddings ( $emb_{neutral}$ )

**Output:** Debiased word embeddings

Initialize neural network  $NN$  with input dimension as embedding dimension and output dimension as embedding dimension;

Pass  $emb_{biased}$  through  $NN$  to obtain transformed embeddings;

Compute  $T^T$  as the matrix multiplication of the transpose of outputs of  $NN$  and the outputs;

Compute norm1 as  $\|(T^T \cdot T - I)\|_F$ ;

Compute norm2 as

$$\|emb_{neutral}^T \cdot T^T \cdot BiasSpace\|_F;$$

Total loss is a weighted combination of norm1 and norm2;

Optimize  $NN$  using an Adam optimizer;

Output normalized embeddings obtained after passing  $emb_{biased}$  through  $NN$ ;

---

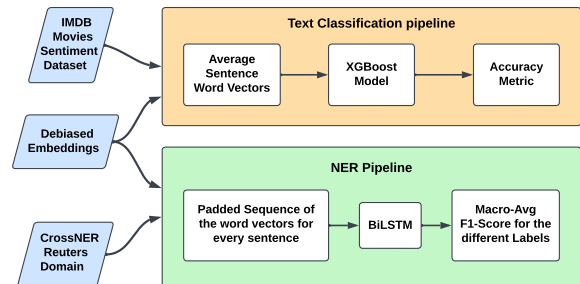


Figure 2: A step-by-step visualization of our downstream testing process to effectively evaluate *DeepSoft-Debias*.

## 5 Effects of LLM Size and Dependency of Network Size

The debiasing performance of word embeddings depends on the size of the embeddings and the depth of the debiasing neural network, rather than the number of parameters of the language model. We observe in 11 Smaller models, such as bge-small (Xiao et al., 2023), DeBERTa-v3-base (He et al., 2023) or DeBERTa-v3-large, GPT2(Radford et al., 2019) and Roberta(Liu et al., 2019b) can be debiased effectively by a single-layer neural network. Larger models, such as Llama-2 (Touvron et al., 2023), Llama-3 (AI@Meta, 2024), AI-

paca (Taori et al., 2023) and Yi-6b (01.ai, 2024), Gemma (Team et al., 2024), Qwen (Bai et al., 2023) and Mamba (Gu and Dao, 2024) need a more complex debiasing neural network. For embeddings with an embedding length of around 2000, a two-layer neural network is sufficient, while for larger embedding dimensions, a three-layer neural network is required to achieve good debiasing results. In addressing the second research question, we delve into the intricacies of neural network complexity necessary for debiasing embeddings of varying sizes. While our discussion highlights the effectiveness of larger neural networks in mitigating bias within Language Model (LM) embeddings with substantial dimensions, it is imperative to substantiate this observation. We would like to point out that we draw inspiration from the conceptual framework of DeepSoftDebias. Building upon the foundational work by Bolukbasi et al., which employed a transformation matrix for word embedding debiasing, our approach replaces this matrix with a neural network. This neural network can be conceptualized as a series of interconnected matrices. Specifically, when de-biasing larger LMs with embedding dimensions exceeding 4096, we augment the neural network by increasing the number of layers and adjusting layer sizes. This augmentation enables us to model the intricate dependencies inherent in debiasing processes for larger embedding dimensions. Consequently, deeper neural networks emerge as more efficacious tools for addressing bias in such expansive models. Additionally, the debiasing neural network and the optimization algorithm need to be hyperparameter-tuned, such as adjusting the learning rate, to get optimal results. The hyperparameters may vary depending on the model size, the embedding dimension, and the debiasing task. Therefore, a systematic search for the best hyperparameters is necessary to ensure the effectiveness of the debiasing process.

## 6 Results

In this section, we provide an extensive analysis of our proposed methodology, complete with a comprehensive evaluation against multiple metrics, tasks, and datasets. We provide the results of additional downstream testing and ablation experiments in Appendix D and Appendix H, respectively. We also provide our hypothesis of why there is a variation in bias across LLMs in Appendix E.

### 6.1 Mean Average Cosine Similarity

Mean Average Cosine Similarity (MAC) (Manzini et al., 2019) is a metric used to quantify semantic associations between word classes and attributes. MAC takes word embeddings, targets (representing classes), and attributes as inputs. By computing the mean cosine distance between target words and attribute sets, MAC offers a concise measure of semantic proximity. This metric provides valuable insights into the contextual semantics encoded within word embeddings. Table 1 shows that the word embeddings debiased in the direction of race and gender have comparable increases in their average MAC of **0.64**, whereas word embeddings debiased in the direction of religion have an increase in MAC of **0.61**. We see that our debiasing procedure categorically moves MAC scores closer to **1.0**. This indicates an increase in cosine distance. Further, the associated P-values indicate these changes are statistically significant. This demonstrates that our approach for multiclass debiasing decreases bias in the word embeddings. We provide visual representations of the efficiency of *DeepSoftDebias* at removing gender bias, racial bias, and religion bias in Appendix B.

In this work, we chose to utilize Mean Average Cosine Similarity (MAC) as our primary metric for assessing bias in word embeddings. This decision is informed by the work of (Manzini et al., 2019), who posit that MAC can be viewed as an extension of the Word Embedding Association Test (WEAT), specifically adapted for a multiclass setting. While WEAT is designed to focus on specific associations between word vectors and predefined concepts (such as gender or race), MAC provides a broader perspective by measuring overall similarity patterns across different groups. This makes MAC less sensitive to specific word choices, thereby revealing biases that might be overlooked by WEAT. In essence, both metrics contribute to a comprehensive understanding of bias in word embeddings. However, the use of MAC is particularly beneficial in our research as it complements the findings of WEAT, providing a more holistic view of bias in the data. This approach allows us to capture a wider range of biases, thereby enhancing the robustness of our analysis.

### 6.2 Stereotype Score

Our research focuses on evaluating and mitigating stereotypical bias in NLI tasks using the Stereoset

Bias Type	Model Name	Biased MAC	Soft-Debiased MAC	DSD MAC	Self-Debias MAC	INLP MAC	Sent-Debias MAC
Gender	Bert-Large-Uncased	0.343	0.734	0.917	-	0.720	0.453
	Roberta-Base	0.025	0.195	0.890	-	0.624	0.325
	Gemma-7b	0.540	0.160	0.908	-	-	-
	Llama 3 8b	0.254	-	0.939	-	-	-
	SFR Embedding 2_R	0.388	-	0.971	-	-	-
	Mamba 2.8b	0.101	-	0.919	-	-	-
Race	Bert-Large-Uncased	0.440	0.798	0.997	-	0.353	0.450
	Roberta-Base	0.025	0.205	0.863	-	0.422	0.524
	GPT2-xl	0.497	0.910	0.945	0.378	0.494	0.468
	Gemma-7b	0.546	0.111	0.951	-	-	-
	Llama 3 8b	0.252	-	0.937	-	-	-
	SFR Embedding 2_R	0.440	-	0.994	-	-	-
Mamba 2.8b	0.109	-	0.958	-	-	-	
Religion	Bert-Large-Uncased	0.455	0.745	0.971	-	0.326	0.482
	Roberta-Base	0.025	0.209	0.936	-	0.423	0.425
	GPT2-xl	0.477	0.927	0.977	0.343	0.549	0.561
	Gemma-7b	0.372	-	0.907	-	-	-
	Llama 3 8b	0.264	-	0.951	-	-	-
	SFR Embedding 2_R	0.455	-	0.988	-	-	-
Mamba 2.8b	0.087	-	0.945	-	-	-	

Table 1: Debiasing Results showcasing the MAC scores for the 5 different Debiasing Methods

dataset. This dataset comprises pairs of sentences differing only in the substitution of words related to social groups like gender, race, or religion. The objective is to predict their relationship as same, entailment, or contradiction. We introduce a method aimed at reducing bias in word embeddings, with **Stereotype Score**  $SS$  values closer to 50 indicating decreased bias. Table 2 presents *DeepSoftDebias*'s results alongside existing approaches on the Stereoset dataset. Notably, *DeepSoftDebias* achieves the lowest  $SS$  across most social groups, demonstrating its effectiveness in bias reduction. Particularly impressive is *DeepSoftDebias*'s performance in the gender and race categories, where it significantly outperforms existing methods. For instance, with the Mamba 2.8b (Jiang et al., 2023) model, *DeepSoftDebias* achieves an  $SS$  of 50 for gender and with the Llama 3 8b model it achieves a  $SS$  of 49.8 for race. We present these scores in Table 2 and an illustration of these scores in Fig. 6.

Stereoset	Stereotype Score (SS)		
	Gender	Race	Religion
FineDeb	<u>53.27</u>	<u>50.82</u>	<b>50.39</b>
CDA	59.61	56.73	58.37
INLP	57.25	57.29	60.31
Self-Debias	59.34	54.30	57.26
Sentence Debias	59.37	57.78	58.73
<i>DeepSoftDebias</i>	<b>50.00</b>	<b>49.8</b>	<u>52.56</u>

Table 2: StereoSet evaluation. Closer to 50 is better for  $SS$ . The best performance is highlighted in **bold** while the next best is underlined.

### 6.3 Crows-Pairs Dataset

Our study also evaluates social bias in natural language generation tasks using the CrowS Pairs dataset, comprising pairs of sentences differing in their degree of bias. By ranking these sentences according to bias level, we quantify the effectiveness of various methods in reducing bias in word embeddings. But as our work is based on word embeddings instead of getting the log-likelihood of the next token from the language model, we compute the average sentence vector for the common parts shared between two sentences. Next, we compare the similarity of this average sentence vector with the uncommon part (i.e., the modified tokens) using word embeddings. By doing so, we capture the semantic differences between stereotypical and non-stereotypical components within the sentence pairs. The rest of the metric remains the same.

Table 3 presents *DeepSoftDebias*'s results alongside existing approaches on the CrowS Pairs dataset. Notably, *DeepSoftDebias* achieves scores closest to 50 across **all social groups**, indicating a significant reduction in social bias. The metric used here is defined in Eq. (2) as follows:

$$\text{Metric score: } \frac{(\text{stereo\_score} + \text{antistereo\_score}) \times 100}{N} \quad (2)$$

where **Crows Pair Stereotype Score (CSS)** is the number of stereotypical samples that agree with their label direction and **Crows Pairs Anti-stereotype Score (CAS)** is the number of anti-stereotypical samples that agree with their label direction. Label direction refers to the label given the pair of sentences whether they are stereotypical or anti-stereotypical. In our evaluation we get

Crows Pairs Metric Score (CMS)			
Crows Pairs Dataset	Gender	Race	Religion
FineDeb	54.58	65.24	44.76
CDA	56.11	56.70	60.00
INLP	51.15	67.96	60.95
Self-Debias	52.29	56.70	56.19
Sentence Debias	52.29	62.72	63.81
<i>DeepSoftDebias</i>	<b>50.38</b>	<b>50.19</b>	<b>50.48</b>

Table 3: Crows Pairs evaluation. Metric score for every demographic. Closer to 50 is better for the metric (**best**; next best).

the average sentence vector of the context and the more and less (anti-)stereotypical sentence. We then see whether the context vector is closer to the more (anti-)stereotypical sentence or the less (anti-)stereotypical sentence. If it is closer to the more (anti-)stereotypical sentence, then we state that it agrees with the (anti-)stereotype, i.e., the label direction. Particularly noteworthy is *DeepSoftDebias*'s superior performance in the gender and religion categories. For instance, with the mamba-1.4b model, *DeepSoftDebias* achieves a score of **50.38** for gender and **50.48** for religion with the mamba-2.8b model. Similarly, using the bge-base-en v1.5 model, *DeepSoftDebias* achieves a score of **50.19** for debiasing for the bias-type of race. These results underscore the effectiveness of *DeepSoftDebias* in mitigating social bias in word embeddings. We present these scores in 3 and 5 and depict the variation of these scores in Fig. 8.

#### 6.4 Downstream Testing

For our downstream evaluation, we utilized the GLUE benchmark (Wang et al., 2018). We present the performance differentials between the original word embeddings and their debiased counterparts, processed through various debiasing methods focusing on the three categories of GLUE tasks: single-sentence tasks, sentence-pair tasks, and inference-based tasks. For the single-sentence task, specifically the Stanford Sentiment Treebank (SST), we report accuracy as the primary metric in Table 6. In the case of sentence-pair tasks, exemplified by the Microsoft Research Paraphrase Corpus (MRPC), we use the F1 score as our performance indicator in Table 8. For the inference-based tasks, which include QNLI (Question-answering Natural Language Inference), WNLI (Winograd Natural Language Inference), RTE (Recognizing Textual Entailment), and MNLI (Multi-Genre Nat-

ural Language Inference), we report the average delta of the F1 scores across these four tasks in Table 7. For inference-based tasks we see a average gain in performance of 0.017 F1 Score for gender, followed by 0.027 for religion, and a net average performance delta of 0 for race. For sentence pair tasks, we see a performance delta of 0.047 for gender, 0.035 for race and -0.037 F1 score for religion. Our results indicate that the *DeepSoftDebias* method yields performance comparable to that of the original biased word embeddings, with variations in performance ranging from approximately 2% to 4% across the different metrics. We hypothesize that this outcome is attributable to the varying degrees of bias present in the datasets, which the models have become less susceptible to following the debiasing process. We have provided a detailed score  $\Delta$ s for all the models we have applied out *DeepSoftDebias* debiasing method on with the GLUE Tasks in Tables 9, 10, 11, 12, 13, 14 and 16 in the Appendix.

## 7 Discussion

In this section, we summarise the answers to our research questions.

**RQ1** We find that *DeepSoftDebias* outperforms state-of-the-art methods, and does so without negatively affecting downstream task performance. We make this conclusion after exhaustive testing on several models, and datasets and evaluating several metrics.

**RQ2** We find that *size and complexity do affect the ability of debiasing models*. Specifically, we make the following observations about *DeepSoftDebias*:

- A single residual block(RB) neural network can effectively de-bias embeddings with  $\text{dim} \leq 1024$ .
- A two RB neural network can effectively de-bias embeddings with  $\text{dim} \leq 2048$ .
- A three RB neural network with an increased layer size can effectively de-bias embeddings with  $\text{dim} \leq 4450$ .

With respect to future work, we are curious to investigate scaling patterns to a further extent. A visualization of this is provided in Fig 11. We offer a further detailed discussion on hyperparameter tuning the *DeepSoftDebias* Method in Question 5 of our FAQ section. 2



**RQ3** While debiasing techniques in general can affect the downstream performance of models, we test *DeepSoftDebias* on multiple challenging downstream tasks and report that *our proposed approach, to a large extent, does not negatively influence the performance of different downstream tasks. Remarkably, we see an improvement when using our debiased embeddings for some downstream tasks.*

**RQ4** We find that while *DeepSoftDebias* is effective at reducing bias across gender, race, and religion. We conclude this after testing on multiple embeddings, and multiple datasets and evaluating on multiple performance metrics. As a step for future work, we are curious to investigate whether our proposed approach works towards other forms of bias as well. We offer a further detailed quantitative discussion of the bias types it works best with, in Question 6 of our FAQ Section.

## 8 Conclusion

In this paper, we propose *DeepSoftDebias*, an approach that leverages neural networks to reduce bias in large language model embeddings. We perform an exhaustive series of tests using multiple performance metrics, state-of-the-art datasets, and downstream tasks to ensure that our debiasing technique is robust, efficient, and accurate. In the future, it would be interesting to see how this method translates to multilingual datasets since bias is language and culture-specific. We hope that this research paves the way for future endeavors that look to make LLMs fair, ethical, and bias-free.

## 9 Limitations

While we do perform exhaustive analysis to test our proposed methodology, our study is monolingual and covers datasets only in English. Consequently, our downstream tasks are also tested only in English. Further, we were unable to conduct test on API-based models at this time. Our testing was also constrained by the limitations of GPU VRAM, which prevented us from extending our testing to larger models such as Llama-65B. These models could not be accommodated within the GPU VRAM, even after applying quantization to 8 bits. Consequently, the largest model that we were able to test was the Gemma-2-9b model.

## 10 Ethics Statement

We understand that bias can be defined in various ways, and it's not necessarily ideal for a language model to treat all users exactly the same without considering demographics. There are situations where certain topics require careful handling to avoid perpetuating harmful stereotypes against marginalized communities. Using specific bias metrics might suggest they encompass all negative social impacts across different groups, but we recognize that existing metrics may not capture all nuances in treatment across demographics. Therefore, any benchmark for bias needs to continually evolve to better understand and address these issues as they affect different communities.

The definitions of morality and bias are shaped by cultural perspectives, resulting in diverse interpretations among individuals. Consequently, we do not claim that this work provides an objective or exhaustive measure of any of these concepts.

## References

- 01.ai. 2024. [Yi](#). 2024.
- AI@Meta. 2024. [Llama 3 model card](#).
- Jinze Bai, Shuai Bai, Yunfei Chu, Zeyu Cui, Kai Dang, Xiaodong Deng, Yang Fan, Wenbin Ge, Yu Han, Fei Huang, Binyuan Hui, Luo Ji, Mei Li, Junyang Lin, Runji Lin, Dayiheng Liu, Gao Liu, Chengqiang Lu, Keming Lu, Jianxin Ma, Rui Men, Xingzhang Ren, Xuancheng Ren, Chuanqi Tan, Sinan Tan, Jianhong Tu, Peng Wang, Shijie Wang, Wei Wang, Shengguang Wu, Benfeng Xu, Jin Xu, An Yang, Hao Yang, Jian Yang, Shusheng Yang, Yang Yao, Bowen Yu, Hongyi Yuan, Zheng Yuan, Jianwei Zhang, Xingxuan Zhang, Yichang Zhang, Zhenru Zhang, Chang Zhou, Jingren Zhou, Xiaohuan Zhou, and Tianhang Zhu. 2023. [Qwen technical report](#).
- R Baligudam. 2022. A systematic study of gender and religion bias in stories. Master's thesis, University of Twente.
- Tolga Bolukbasi, Kai-Wei Chang, James Y Zou, Venkatesh Saligrama, and Adam T Kalai. 2016. Man is to computer programmer as woman is to homemaker? debiasing word embeddings. *Advances in neural information processing systems*, 29.
- Shikha Bordia and Samuel R Bowman. 2019. Identifying and reducing gender bias in word-level language models. *arXiv preprint arXiv:1904.03035*.
- Aylin Caliskan, Joanna J. Bryson, and Arvind Narayanan. 2017. [Semantics derived automatically from language corpora contain human-like biases](#). *Science*, 356(6334):183–186.

- Tianqi Chen and Carlos Guestrin. 2016. [Xgboost: A scalable tree boosting system](#). In *Proceedings of the 22nd ACM SIGKDD International Conference on Knowledge Discovery and Data Mining, KDD '16*. ACM.
- Daniel de Vassimon Manela, David Errington, Thomas Fisher, Boris van Breugel, and Pasquale Minervini. 2021. Stereotype and skew: Quantifying gender bias in pre-trained and fine-tuned language models. In *Proceedings of the 16th Conference of the European Chapter of the Association for Computational Linguistics: Main Volume*, pages 2232–2242.
- Sunipa Dev, Tao Li, Jeff M Phillips, and Vivek Sriku-mar. 2020. On measuring and mitigating biased inferences of word embeddings. In *Proceedings of the AAAI Conference on Artificial Intelligence*, volume 34, pages 7659–7666.
- Jacob Devlin, Ming-Wei Chang, Kenton Lee, and Kristina Toutanova. 2019. [Bert: Pre-training of deep bidirectional transformers for language understanding](#).
- Hila Gonen and Yoav Goldberg. 2019. Lipstick on a pig: Debiasing methods cover up systematic gender biases in word embeddings but do not remove them. *arXiv preprint arXiv:1903.03862*.
- Albert Gu and Tri Dao. 2024. [Mamba: Linear-time sequence modeling with selective state spaces](#).
- Kaiming He, Xiangyu Zhang, Shaoqing Ren, and Jian Sun. 2015. [Deep residual learning for image recognition](#).
- Pengcheng He, Jianfeng Gao, and Weizhu Chen. 2023. [Debertav3: Improving deberta using electra-style pre-training with gradient-disentangled embedding sharing](#).
- Albert Q Jiang, Alexandre Sablayrolles, Arthur Mensch, Chris Bamford, Devendra Singh Chaplot, Diego de las Casas, Florian Bressand, Gianna Lengyel, Guillaume Lample, Lucile Saulnier, et al. 2023. Mistral 7b. *arXiv preprint arXiv:2310.06825*.
- Diederik P. Kingma and Jimmy Ba. 2017. [Adam: A method for stochastic optimization](#).
- Hannah Rose Kirk, Yennie Jun, Filippo Volpin, Haider Iqbal, Elias Benussi, Frederic Dreyer, Aleksandar Shtedritski, and Yuki Asano. 2021. Bias out-of-the-box: An empirical analysis of intersectional occupational biases in popular generative language models. *Advances in neural information processing systems*, 34:2611–2624.
- Hadas Kotek, Rikker Dockum, and David Sun. 2023. Gender bias and stereotypes in large language models. In *Proceedings of The ACM Collective Intelligence Conference*, pages 12–24.
- Paul Pu Liang, Irene Mengze Li, Emily Zheng, Yao Chong Lim, Ruslan Salakhutdinov, and Louis-Philippe Morency. 2020. [Towards debiasing sentence representations](#).
- Yinhan Liu, Myle Ott, Naman Goyal, Jingfei Du, Mandar Joshi, Danqi Chen, Omer Levy, Mike Lewis, Luke Zettlemoyer, and Veselin Stoyanov. 2019a. [Roberta: A robustly optimized bert pretraining approach](#).
- Yinhan Liu, Myle Ott, Naman Goyal, Jingfei Du, Mandar Joshi, Danqi Chen, Omer Levy, Mike Lewis, Luke Zettlemoyer, and Veselin Stoyanov. 2019b. [Roberta: A robustly optimized BERT pretraining approach](#). *CoRR*, abs/1907.11692.
- Thomas Manzini, Yao Chong Lim, Yulia Tsvetkov, and Alan W Black. 2019. [Black is to criminal as caucasian is to police: Detecting and removing multi-class bias in word embeddings](#).
- Chandler May, Alex Wang, Shikha Bordia, Samuel R. Bowman, and Rachel Rudinger. 2019. [On measuring social biases in sentence encoders](#).
- Tomas Mikolov, Kai Chen, Greg Corrado, and Jeffrey Dean. 2013. [Efficient estimation of word representations in vector space](#).
- Marzieh Mozafari, Reza Farahbakhsh, and Noël Crespi. 2020. Hate speech detection and racial bias mitigation in social media based on bert model. *PloS one*, 15(8):e0237861.
- Niklas Muennighoff, Nouamane Tazi, Loïc Magne, and Nils Reimers. 2022. [Mteb: Massive text embedding benchmark](#). *arXiv preprint arXiv:2210.07316*.
- Moin Nadeem, Anna Bethke, and Siva Reddy. 2020. [Stereoset: Measuring stereotypical bias in pretrained language models](#).
- Nikita Nangia, Clara Vania, Rasika Bhalerao, and Samuel R. Bowman. 2020. [Crows-pairs: A challenge dataset for measuring social biases in masked language models](#).
- Jesutofunmi A Omiye, Jenna C Lester, Simon Spichak, Veronica Rotemberg, and Roxana Daneshjou. 2023. Large language models propagate race-based medicine. *NPJ Digital Medicine*, 6(1):195.
- Jeffrey Pennington, Richard Socher, and Christopher D Manning. 2014. Glove: Global vectors for word representation. In *Proceedings of the 2014 conference on empirical methods in natural language processing (EMNLP)*, pages 1532–1543.
- Ella Rabinovich, Yulia Tsvetkov, and Shuly Wintner. 2018. Native language cognate effects on second language lexical choice. *Transactions of the Association for Computational Linguistics*, 6:329–342.
- Alec Radford, Jeff Wu, Rewon Child, David Luan, Dario Amodei, and Ilya Sutskever. 2019. Language models are unsupervised multitask learners.

- Shauli Ravfogel, Yanai Elazar, Hila Gonen, Michael Twiton, and Yoav Goldberg. 2020. [Null it out: Guarding protected attributes by iterative nullspace projection](#).
- Herbert Robbins and Sutton Monro. 1951. Stochastic approximation and recursive algorithms and applications. *Biometrika*, 37(1/2):62–79.
- Akash Saravanan, Dhruv Mullick, Habibur Rahman, and Nidhi Hegde. 2023. [Finedeb: A debiasing framework for language models](#).
- Timo Schick, Sahana Udupa, and Hinrich Schütze. 2021. [Self-diagnosis and self-debiasing: A proposal for reducing corpus-based bias in nlp](#).
- Richard Socher, Alex Perelygin, Jean Wu, Jason Chuang, Christopher D. Manning, Andrew Ng, and Christopher Potts. 2013. [Recursive deep models for semantic compositionality over a sentiment treebank](#). In *Proceedings of the 2013 Conference on Empirical Methods in Natural Language Processing*, pages 1631–1642, Seattle, Washington, USA. Association for Computational Linguistics.
- Fuliang Tang, Kunguang Wu, Zhendong Guo, Shuaishuai Huang, Yingtian Mei, Yuxing Wang, Zeyu Yang, and Shiming Gong. Large language model (llm) racial bias evaluation.
- Rohan Taori, Ishaan Gulrajani, Tianyi Zhang, Yann Dubois, Xuechen Li, Carlos Guestrin, Percy Liang, and Tatsunori B. Hashimoto. 2023. Stanford alpaca: An instruction-following llama model. [https://github.com/tatsu-lab/stanford\\_alpaca](https://github.com/tatsu-lab/stanford_alpaca).
- Gemma Team, Thomas Mesnard, Cassidy Hardin, Robert Dadashi, Surya Bhupatiraju, Shreya Pathak, Laurent Sifre, Morgane Rivière, Mihir Sanjay Kale, Juliette Love, Pouya Tafti, Léonard Hussenot, Pier Giuseppe Sessa, Aakanksha Chowdhery, Adam Roberts, Aditya Barua, Alex Botev, Alex Castro-Ros, Ambrose Slone, Amélie Héliou, Andrea Tacchetti, Anna Bulanova, Antonia Paterson, Beth Tsai, Bobak Shahriari, Charline Le Lan, Christopher A. Choquette-Choo, Clément Crepy, Daniel Cer, Daphne Ippolito, David Reid, Elena Buchatskaya, Eric Ni, Eric Noland, Geng Yan, George Tucker, George-Christian Muraru, Grigory Rozhdestvenskiy, Henryk Michalewski, Ian Tenney, Ivan Grishchenko, Jacob Austin, James Keeling, Jane Labanowski, Jean-Baptiste Lespiau, Jeff Stanway, Jenny Brennan, Jeremy Chen, Johan Ferret, Justin Chiu, Justin Mao-Jones, Katherine Lee, Kathy Yu, Katie Millican, Lars Lowe Sjoesund, Lisa Lee, Lucas Dixon, Machel Reid, Maciej Mikula, Mateo Wirth, Michael Sharman, Nikolai Chinaev, Nithum Thain, Olivier Bachem, Oscar Chang, Oscar Wahltinez, Paige Bailey, Paul Michel, Petko Yotov, Rahma Chaabouni, Ramona Comanescu, Reena Jana, Rohan Anil, Ross McIlroy, Ruibo Liu, Ryan Mullins, Samuel L Smith, Sebastian Borgeaud, Sertan Girgin, Sholto Douglas, Shree Pandya, Siamak Shakeri, Soham De, Ted Klimentko, Tom Hennigan, Vlad Feinberg, Wojciech Stokowiec, Yu hui Chen, Zafarali Ahmed, Zhitao Gong, Tris Warkentin, Ludovic Peran, Minh Giang, Clément Farabet, Oriol Vinyals, Jeff Dean, Koray Kavukcuoglu, Demis Hassabis, Zoubin Ghahramani, Douglas Eck, Joelle Barral, Fernando Pereira, Eli Collins, Armand Joulin, Noah Fiedel, Evan Senter, Alek Andreev, and Kathleen Kenealy. 2024. [Gemma: Open models based on gemini research and technology](#).
- Hugo Touvron, Louis Martin, Kevin Stone, Peter Albert, Amjad Almahairi, Yasmine Babaei, Nikolay Bashlykov, Soumya Batra, Prajjwal Bhargava, Shruti Bhosale, Dan Bikel, Lukas Blecher, Cristian Canton Ferrer, Moya Chen, Guillem Cucurull, David Esioibu, Jude Fernandes, Jeremy Fu, Wenyin Fu, Brian Fuller, Cynthia Gao, Vedanuj Goswami, Naman Goyal, Anthony Hartshorn, Saghar Hosseini, Rui Hou, Hakan Inan, Marcin Kardas, Viktor Kerkez, Madian Khabsa, Isabel Kloumann, Artem Korenev, Punit Singh Koura, Marie-Anne Lachaux, Thibaut Lavril, Jenya Lee, Diana Liskovich, Yinghai Lu, Yuning Mao, Xavier Martinet, Todor Mihaylov, Pushkar Mishra, Igor Molybog, Yixin Nie, Andrew Poulton, Jeremy Reizenstein, Rashi Rungta, Kalyan Saladi, Alan Schelten, Ruan Silva, Eric Michael Smith, Ranjan Subramanian, Xiaoqing Ellen Tan, Binh Tang, Ross Taylor, Adina Williams, Jian Xiang Kuan, Puxin Xu, Zheng Yan, Iliyan Zarov, Yuchen Zhang, Angela Fan, Melanie Kambadur, Sharan Narang, Aurelien Rodriguez, Robert Stojnic, Sergey Edunov, and Thomas Scialom. 2023. [Llama 2: Open foundation and fine-tuned chat models](#).
- Alex Wang, Amanpreet Singh, Julian Michael, Felix Hill, Omer Levy, and Samuel Bowman. 2018. [GLUE: A multi-task benchmark and analysis platform for natural language understanding](#). In *Proceedings of the 2018 EMNLP Workshop BlackboxNLP: Analyzing and Interpreting Neural Networks for NLP*, pages 353–355, Brussels, Belgium. Association for Computational Linguistics.
- Shitao Xiao, Zheng Liu, Peitian Zhang, and Niklas Muennighoff. 2023. [C-pack: Packaged resources to advance general chinese embedding](#).
- Nishant Yadav, Mahbubul Alam, Ahmed Farahat, Dipanjan Ghosh, Chetan Gupta, and Auroop R. Ganguly. 2023. [Cda: Contrastive-adversarial domain adaptation](#).
- Zhilin Yang, Zihang Dai, Yiming Yang, Jaime Carbonell, Ruslan Salakhutdinov, and Quoc V. Le. 2020. [Xlnet: Generalized autoregressive pretraining for language understanding](#).

## Frequently Asked Questions (FAQs)

### 1. Is this method effective at removing all kinds of bias?

We acknowledge that bias has multiple forms that vary by different social factors, language, culture, and various other factors. We evaluated *DeepSoftDebias* on gender bias, racial bias, and religious bias and it has proved effective at reducing all of them. We hope that in the future, this method will prove effective in reducing other kinds of biases as well.

### 2. Why isn't GPT analyzed in this paper?

Given that GPT is an API-based model, we were unable to test it at this time. We hope that one day, this method can be tested even on API-based LLMs.

### 3. Is the proposed approach open-sourced?

Yes, we plan to make all our code available on a GitHub repository.

### 4. Why is DeepSoftDebias better than other Debiasing Methods?

Deep Soft Debiasing (DSD) demonstrates superior performance in mitigating bias in word embeddings compared to other proposed methods such as Iterative Nullspace Projection (INLP), Self-Debias, and Sent-Debias. This superiority is evidenced by the more significant improvement in Mean Average Cosine Similarity (MAC) scores from biased to debiased word embeddings. Furthermore, DSD performs better than or at par with other methods across the three tested bias types: gender, race, and religion, as evaluated on bias detection datasets such as StereoSet and CrowS-Pairs. Notably, DSD maintains the integrity of downstream task performance when utilizing debiased word embeddings, with observed degradation limited to a maximum of 2-3% compared to biased embeddings. The method's adaptability is a key advantage; it can be readily applied to various models by adjusting hyperparameters such as neural network size, learning rate, and layer dimensions. In contrast, alternative methods often require specific modifications to model architectures, limiting their feasibility across the diverse range of existing models. This flexibility, combined with its robust performance across multiple bias types, positions Deep Soft Debiasing as a more practical and widely applicable approach to addressing bias in natural language processing systems.

### 5. What is a general hyperparameter tuning strategy for DeepSoftDebias?

In implementing the Deep Soft Debiasing (DSD) method, four key hyperparameters are crucial for optimizing the debiasing process. The number of residual blocks in the debiasing neural network is adjusted based on the embedding dimension of the target model, with one block sufficing for embedding sizes around 1024, two blocks for sizes around 2048, and three blocks for sizes of 4096 and higher. The learning rate of the optimizer is inversely correlated with the embedding size; larger learning rates (1e-2 to 1e-3) are suitable for models with smaller embedding sizes and consequently smaller debiasing neural networks, while smaller learning rates (1e-4 to 1e-6) are more appropriate for models with larger embedding dimensions. An optional parameter balances two types of losses: projection loss and embedding similarity loss. The default weightage for the neutral space projection loss is 0.2, but this can be increased if the debiasing loss doesn't decrease appreciably for specific models or bias types. While not a direct hyperparameter, the embedding dimension of the model being debiased significantly influences the settings of the other parameters, particularly the number of residual blocks and the learning rate. These interrelated hyperparameters provide the flexibility necessary to adapt the DSD method to various model architectures and bias scenarios, underscoring the importance of careful tuning to achieve optimal debiasing results across different contexts. We also provide a detailed table of the hyperparameters used with each LLM in table 18

### 6. Which Bias Categories work best with DeepSoftDebias?

Analysis of Deep Soft Debiasing (DSD) performance across different bias types reveals notable variations in effectiveness. Among the three categories examined, the most substantial improvement in Mean Average Cosine Similarity (MAC) scores was observed for racial bias, with an average increase of 0.63. This was followed by religious bias, showing an average increase of 0.58, and

gender bias, with an average increase of 0.56. It is important to note that the absolute average MAC scores after debiasing maintain a distinct hierarchy: racial bias achieves the highest score at 0.95, followed by gender bias at 0.92, and religious bias at 0.89. These results suggest that while DSD demonstrates significant debiasing capabilities across all three categories, its efficacy varies depending on the specific type of bias being addressed. Furthermore, the variation in absolute MAC scores post-debiasing indicates differing levels of residual bias, which may be attributed to the inherent complexities of each bias category or the initial bias severity in the embeddings.

## Appendix

This section provides supplementary material in the form of additional examples, implementation details, etc. to bolster the reader’s understanding of the concepts presented in this work.

### A Table of words and bias they represent

Bias Direction		Biased Words
Gender	Male	"manager", "executive", "doctor", "lawyer", "programmer", "scientist", "soldier", "supervisor", "rancher", "janitor", "firefighter", "officer"
	Female	"secretary", "nurse", "clerk", "artist", "homemaker", "dancer", "singer", "librarian", "maid", "hairstylist", "stylist", "receptionist", "counselor"
Race	Black	"slave", "musician", "runner", "criminal", "homeless"
	Caucasian	"manager", "executive", "redneck", "hillbilly", "leader", "farmer"
	Asian	"doctor", "engineer", "laborer", "teacher"
Religion	Jew	"greedy", "cheap", "hairy", "liberal"
	Christian	"judgemental", "conservative", "familial"
	Muslim	"violent", "terrorist", "dirty", "uneducated"

Table 4: List of Words related to sub-categories in the bias directions explored

### B MAC Scores of *DeepSoftDebias*

Figures 3, 4, and 5 illustrate how *DeepSoftDebias* reduces bias in LLM embeddings.

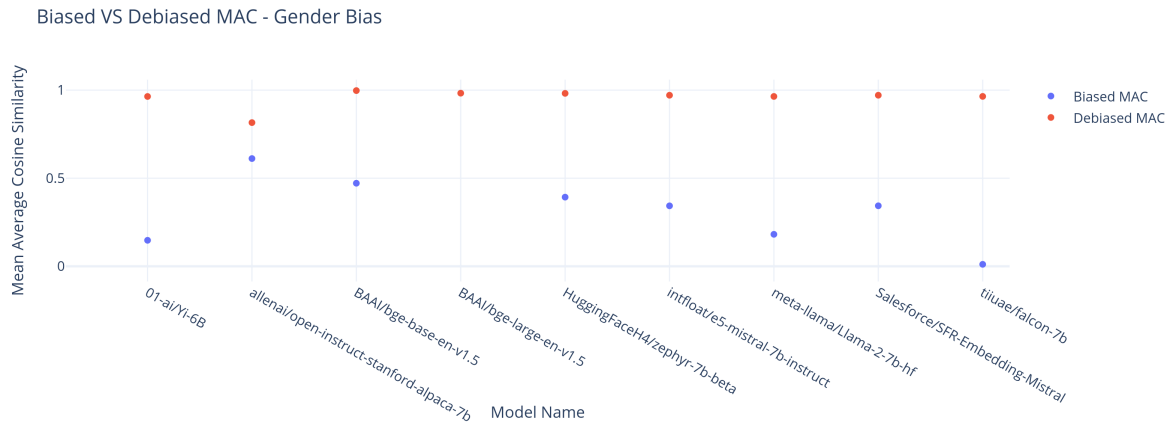


Figure 3: A visual representation of how *DeepSoftDebias* reduces gender bias in large language model embeddings.

### C Stereoset Scores of *DeepSoftDebias*

Figures 6 and 8 provide an illustration of word vectors debaised using *DeepSoftDebias* and their stereoset scores and Crows Metric scores respectively.

We present the MAC scores, Stereotype Scores, Crows-Pairs Metric Scores in Table 5

### D Downstream Testing Results

In our research, we primarily focus on the debiasing of word embeddings derived from Language Learning Models (LLMs). We aim to investigate the impact of this debiasing on the performance of these embeddings when subjected to identical training and testing methodologies. Our objective is to quantitatively measure any performance fluctuations (increase or decrease) on the downstream

Bias Type	Model Name	Biased MAC	Soft-Debiased MAC	DSD MAC	Soft-Debiased SS	DSD SS	Soft-Debiased CMS	DSD CMS
gender	gte-Qwen2-7B-instruct	0.469	-	0.95	25.21	45.04	32.82	41.22
	bge-base-en-v1.5	0.447	0.88	0.966	47.93	43.39	43.13	45.04
	bge-large-en-v1.5	0.408	0.881	0.921	49.59	48.35	41.98	50.76
	roberta-base	0.025	0.179	0.922	52.06	50.41	53.44	51.53
	bert-base-uncased	0.243	0.408	0.921	50.41	52.07	40.84	45.8
	bert-large-uncased	0.324	0.734	0.917	52.89	48.76	50	48.85
	gemma-2-2b	0.46	-	0.894	25.62	49.59	26.72	37.4
	gemma-2-9b	0.502	-	0.915	25.21	48.76	30.15	46.95
	gemma-2b	0.056	-	0.847	19.42	47.11	28.24	41.98
	gemma-7b	0.54	0.16	0.908	45.45	48.35	45.04	45.8
	GritLM-7B	0.38	-	0.905	24.38	49.59	25.95	39.31
	Meta-Llama-3-8B	0.254	-	0.939	19.83	50	23.66	49.24
	gpt2-xl	0.497	0.91	0.945	49.17	48.35	46.18	49.62
	SFR-Embedding-2_R	0.388	-	0.906	26.03	51.24	30.53	40.08
	mamba-1.4b-hf	0.342	-	0.935	43.39	46.28	40.08	50.38
mamba-2.8b-hf	0.101	-	0.919	21.9	50	18.32	51.91	
race	gte-Qwen2-7B-instruct	0.426	-	0.971	26.02	51.23	16.86	63.18
	bge-base-en-v1.5	0.467	0.903	0.987	51.84	51.02	60.27	50.19
	bge-large-en-v1.5	0.424	0.938	0.99	51.33	51.43	39.34	50.78
	roberta-base	0.025	0.205	0.863	48.77	47.44	30.62	47.04
	bert-base-uncased	0.245	0.448	0.974	52.25	51.43	29.07	46.07
	bert-large-uncased	0.354	0.798	0.997	49.28	49.69	61.43	44.96
	gemma-2-2b	0.44	-	0.966	29.3	47.95	41.67	56.2
	gemma-2b	0.046	-	0.838	21.31	50.31	12.98	51.16
	gemma-7b	0.546	0.111	0.951	47.75	46.72	53.1	43.22
	GritLM-7B	0.417	-	0.971	21.41	51.23	15.5	46.12
	Meta-Llama-3-8B	0.252	-	0.937	22.23	49.8	27.91	43.99
	gpt2	0.01	-	0.822	20.49	48.77	12.79	38.18
	gpt2-xl	0.477	0.927	0.977	49.59	51.02	50.39	55.62
	SFR-Embedding-2_R	0.44	-	0.99	29.2	51.74	32.75	59.88
	mamba-1.4b-hf	0.356	-	0.994	45.7	49.39	56.98	47.29
mamba-2.8b-hf	0.109	-	0.958	21.11	51.33	19.19	52.52	
religion	gte-Qwen2-7B-instruct	0.442	-	0.975	21.79	57.69	19.05	70.48
	bge-base-en-v1.5	0.474	0.897	0.987	50	47.44	49.52	61.9
	bge-large-en-v1.5	0.412	0.895	0.94	53.85	55.13	60	56.19
	roberta-base	0.025	0.209	0.936	51.28	56.41	36.19	34.29
	bert-base-uncased	0.276	0.477	0.991	56.41	46.15	32.38	68.57
	bert-large-uncased	0.312	0.745	0.971	52.56	48.72	42.86	60.95
	gemma-2-2b	0.523	-	0.957	20.51	52.56	29.52	44.76
	gemma-2b	0.095	-	0.933	24.36	55.13	12.38	58.1
	gemma-7b	0.372	-	0.907	43.59	52.56	40.95	55.48
	GritLM-7B	0.485	-	0.963	17.95	56.41	25.71	55.24
	Meta-Llama-3-8B	0.264	-	0.951	20.51	58.97	20	52.43
	gpt2	0.018	-	0.953	12.82	52.56	22.86	63.81
	SFR-Embedding-2_R	0.455	-	0.959	34.62	55.13	41.9	54.29
	mamba-1.4b-hf	0.267	-	0.97	55.13	55.13	41.9	49.52
	mamba-2.8b-hf	0.087	-	0.945	19.23	46.15	27.62	50.48

Table 5: Debiasing Results on LLMs: MAC, CMS and SS on all the models we have tested our method on

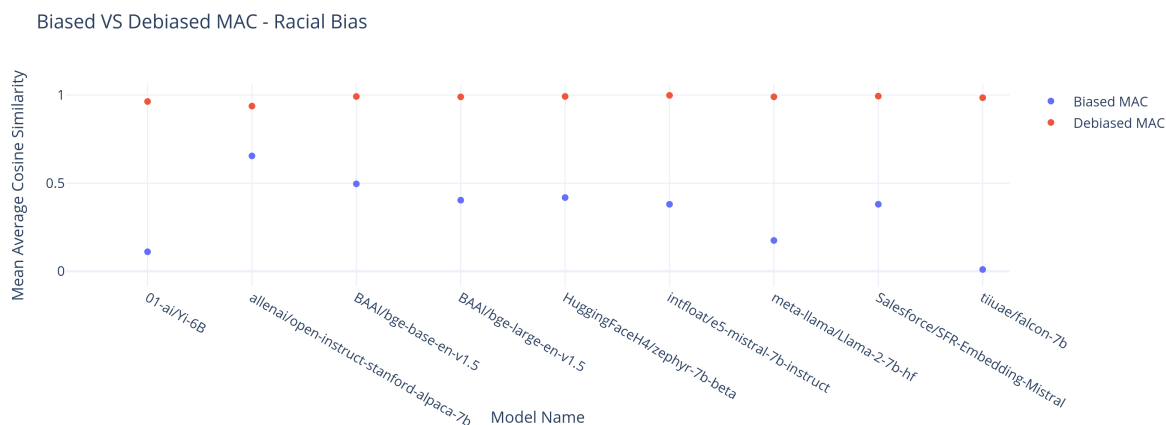


Figure 4: A visual representation of how *DeepSoftDebias* reduces racial bias in large language model embeddings.

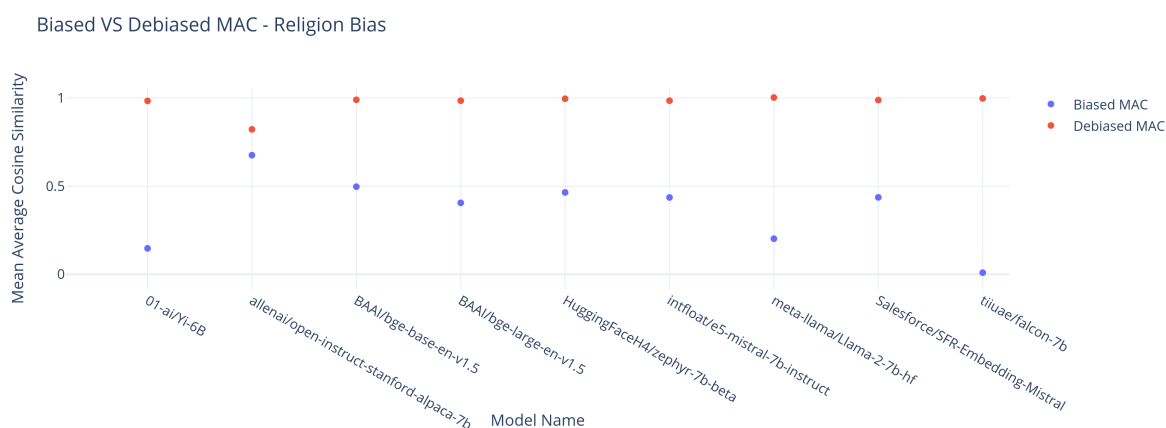


Figure 5: A visual representation of how *DeepSoftDebias* reduces religion bias in large language model embeddings.

tasks that we test. For this purpose, we trained simple models on top of these word embeddings. For instance, we used an XGBoost model without any hyperparameter tuning for the classification task, and a straightforward bidirectional LSTM for the Named Entity Recognition (NER) task. It is important to note that our goal in presenting our results on these two tasks is not to establish a benchmark for debiased embeddings. Instead, we aim to demonstrate the effect of debiasing on the performance of word embeddings in downstream tasks, as seen in the seminal work of (Gonen and Goldberg, 2019). This approach allows us to provide a more comprehensive understanding of the implications and potential benefits of debiasing word embeddings.

## D.1 Text Classification

In our study, we employ downstream testing to assess the utility of embeddings debiased using *DeepSoftDebias* across two key natural language processing tasks: text classification and named entity recognition (NER). Utilizing the Stanford TreeBank Dataset (Socher et al., 2013) for text classification. Training XGBoost (Chen and Guestrin, 2016) classifiers on these vectors, we compare their accuracy on the test set, recognizing accuracy as a straightforward metric for binary classification tasks like sentiment analysis. Notably, our results reveal a slight performance improvement when debiasing in the gender and religion directions in most cases, whereas a slight decrease in performance is observed in the case of race debiasing in most cases. We provide these results in Table:9 for Stanford Sentiment Treebank. A visual representation of these results in Fig. 9.





Figure 6: A visual representation of word vectors debaised using *DeepSoftDebias* and their stereotype scores across gender, race and religion respectively.

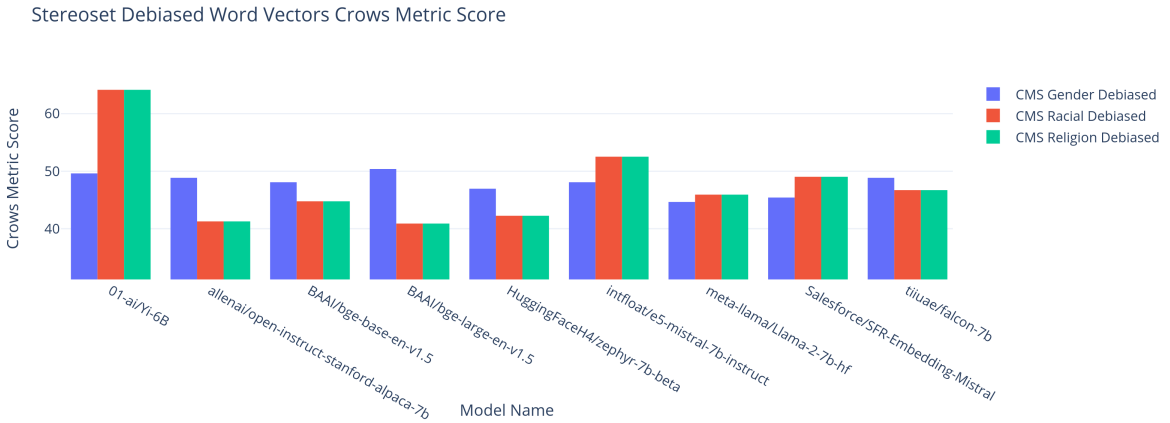


Figure 7: A visual representation of word vectors debaised using *DeepSoftDebias* and their Crows Metric score across gender, race and religion respectively.

## D.2 Semantic Textual Similarity

In our research, we evaluate the performance of debaised embeddings for the Semantic Textual Similarity (STS) task using the STS-B dataset. This dataset, a component of the General Language Understanding Evaluation (GLUE) benchmark, is a valuable resource for the STS task. The task aims to quantify the semantic similarity between two sentences, assigning a score from 1 to 5 based on their degree of semantic equivalence. The STS-B dataset, comprising examples from diverse sources, includes human annotations for sentence pair similarity, contributing significantly to the broader field of natural language understanding by facilitating the measurement of meaning equivalence across sentences. To utilize the embeddings for the task, we train a dual-head neural network. We perform cosine similarity after passing the average sentence vector of the two sentences through the network, followed by a Fully Connected layer to obtain the actual score. The performance of our approach is evaluated using Pearson’s correlation and Spearman’s correlation as metrics. This methodology allows us to develop and evaluate models’ ability to understand nuanced semantic relationships in text effectively. We provide our results in this task in Table:10

Figures 9 and 10 present an illustration of the results of various downstream tasks and their performance evaluation.

Bias Type	Model Name	$\Delta$ Soft-Debias	$\Delta$ Self-Debias	$\Delta$ INLP	$\Delta$ Sent-Debias	$\Delta$ DSD
Gender	Bert-Large-Uncased	1.17	-	0.453	0.067	-0.831
	Roberta-Base	2.75	-	0.2	0.252	0.527
	GPT2	-7.958	-3.133	-0.616	-0.831	-6.554
	Gemma-7b	-11.352	-	-	-	-2.633
	LLama 2 7b	-1.229	-	-	-	0.059
	SFR Embedding 2_R	0.995	-	-	-	0.059
	Mamba 2.8b	-4.623	-	-	-	-0.995
Race	Bert-Large-Uncased	0.995	-	0.586	-0.03	-1.01
	Roberta-Base	-0.293	-	-0.171	0.104	0.761
	GPT2	-5.5	-2.992	-0.23	-1.01	-4.389
	Gemma-7b	-10.474	-	-	-	-1.697
	LLama 2 7b	0.995	-	-	-	0.41
	SFR Embedding 2_R	0.936	-	-	-	1.112
	Mamba 2.8b	-5.734	-	-	-	0.059
Religion	Bert-Large-Uncased	1.053	-	0.483	-0.111	-1.514
	Roberta-Base	1.638	-	0.23	-0.245	1.989
	GPT2	0.585	-3.133	-0.29	-1.514	2.575
	Gemma-7b	-13.517	-	-	-	-2.867
	LLama 2 7b	-1.112	-	-	-	0.293
	SFR Embedding 2_R	1.17	-	-	-	1.58
	Mamba 2.8b	-4.096	-	-	-	-1.814

Table 6: Downstream Result:  $\Delta$  of the Accuracy (out of 100) between downstream testing on the SST Dataset using the biased embedding and the Debaised embeddings using various debiasing methods

Bias Type	Model Name	$\Delta$ Soft-Debias	$\Delta$ Self-Debias	$\Delta$ INLP	$\Delta$ Sent-Debias	$\Delta$ DSD
Gender	Bert-Large-Uncased	-0.024	-	0.032	-0.113	-0.017
	Gemma-7b	0.024	-	-	-	0.008
	GPT2	0.005	0.0003	-0.005	0.031	-0.12
	Llama 3 8b	-0.006	-	-	-	0.035
	Mamba 2.8b	-0.018	-	-	-	-0.007
	Roberta-Base	0.045	-	0.032	-0.113	0.045
	SFR Embedding 2_R	0.009	-	-	-	0.197
Race	Bert-Large-Uncased	0.04	-	-0.001	0.007	-0.016
	Gemma-7b	0.015	-	-	-	0.001
	GPT2	0.04	0.036	-0.068	0.062	0.002
	Llama 3 8b	-0.007	-	-	-	0.07
	Mamba 2.8b	-0.009	-	-	-	0.009
	Roberta-Base	0.001	-	-0.001	0.007	0.009
	SFR Embedding 2_R	-0.192	-	-	-	-0.219
Religion	Bert-Large-Uncased	-0.012	-	-0.052	-0.04	0.024
	Gemma-7b	-0.053	-	-	-	-0.06
	Llama 3 8b	0.002	-	-	-	0.009
	Mamba 2.8b	0.012	-	-	-	0.048
	Roberta-Base	0.011	-	-0.052	-0.04	-0.021
	SFR Embedding 2_R	-0.006	-	-	-	0.007

Table 7: Downstream testing: Average  $\Delta$  of the F1 Score between downstream testing on the the 4 Inference type tasks in GLUE (QNLI,WNLI,RTE,MNLI) using the biased embedding and the Debaised embeddings using various debiasing methods

Bias Type	Model Name	$\Delta$ Soft-Debias	$\Delta$ Self-Debias	$\Delta$ INLP	$\Delta$ Sent-Debias	$\Delta$ DSD
Gender	Bert-Large-Uncased	-0.162		-0.011	0.002	-0.146
	Gemma-7b	0.005				-0.007
	GPT2	0.166	0	-0.005	-0.004	-0.005
	Llama 3 8b	-0.007				-0.16
	Mamba 2.8b	0.078				0
	Roberta-Base	0.014		0.014	-0.001	0.152
	SFR Embedding 2_R	0.146				0.144
Race	Bert-Large-Uncased	0.154		-0.003	0.014	-0.007
	Gemma-7b	0.238				0.245
	GPT2	-0.018	-0.002	-0.002	0.005	-0.001
	Llama 3 8b	0.153				-0.242
	Mamba 2.8b	-0.164				-0.005
	Roberta-Base	-0.014		0	-0.01	-0.021
	SFR Embedding 2_R	0				0.813
Religion	Bert-Large-Uncased	-0.175		-0.008	0.005	-0.42
	Gemma-7b	-0.14				0.015
	Llama 3 8b	0.018				0.003
	Mamba 2.8b	0				-0.006
	Roberta-Base	-0.159		0	-0.01	-0.006
	SFR Embedding 2_R	0.241				0.235

Table 8: Downstream testing:  $\Delta$  of the F1 Score between downstream testing on MRPC Dataset using the Biased embedding and the Debaised embeddings using various debiasing methods

Bias Type	Model Name	$\Delta$ Soft-Debias	$\Delta$ DSD	$\Delta$ Self-Debias	$\Delta$ INLP	$\Delta$ Sent-Debias
gender	Alibaba-NLP/gte-Qwen2-7B-instruct	0.351	1.463	-	-	-
	BAAI/bge-base-en-v1.5	-0.176	0.351	-	-	-
	BAAI/bge-large-en-v1.5	-1.872	-0.644	-	-	-
	FacebookAI/roberta-base	2.75	0.527	-	0.2	0.252
	google-bert/bert-base-uncased	0.468	-0.41	-	0.453	0.067
	google-bert/bert-large-uncased	1.17	1.755	-	-	-
	google/gemma-2-2b	-6.963	-1.697	-	-	-
	google/gemma-2b	-1.17	-0.117	-	-	-
	google/gemma-7b	-11.352	-2.633	-	-	-
	GritLM/GritLM-7B	-1.931	-0.995	-	-	-
	openai-community/gpt2-xl	0.585	2.575	-4.514	-	-
	Salesforce/SFR-Embedding-2_R	0.995	0.059	-	-	-
	state-spaces/mamba-1.4b-hf	-3.862	2.633	-	-	-
	state-spaces/mamba-2.8b-hf	-4.623	-0.995	-	-	-
	race	Alibaba-NLP/gte-Qwen2-7B-instruct	0.585	1.287	-	-
BAAI/bge-base-en-v1.5		-0.234	0.234	-	-	-
BAAI/bge-large-en-v1.5		-0.878	-1.872	-	-	-
FacebookAI/roberta-base		-0.293	0.761	-	-0.171	0.104
google-bert/bert-base-uncased		0.527	-0.351	-	0.586	-0.03
google-bert/bert-large-uncased		0.995	2.165	-	-	-
google/gemma-2-2b		-7.139	-1.872	-	-	-
google/gemma-2b		-0.468	0.468	-	-	-
google/gemma-7b		-10.474	-1.697	-	-	-
GritLM/GritLM-7B		-0.702	-2.224	-	-	-
openai-community/gpt2		-7.958	-6.554	-2.992	-	-
openai-community/gpt2-xl		0.819	1.463	-4.417	-	-
Salesforce/SFR-Embedding-2_R		0.936	1.112	-	-	-
state-spaces/mamba-1.4b-hf		-4.74	1.346	-	-	-
state-spaces/mamba-2.8b-hf		-5.734	0.059	-	-	-
religion	Alibaba-NLP/gte-Qwen2-7B-instruct	-0.234	1.58	-	-	-
	BAAI/bge-base-en-v1.5	-1.287	0.527	-	-	-
	BAAI/bge-large-en-v1.5	-2.282	-2.048	-	-	-
	FacebookAI/roberta-base	1.638	1.989	-	0.23	-0.245
	google-bert/bert-base-uncased	0.585	-1.521	-	0.483	-0.111
	google-bert/bert-large-uncased	1.053	2.75	-	-	-
	google/gemma-2-2b	-5.968	-0.995	-	-	-
	google/gemma-2b	-1.697	0	-	-	-
	google/gemma-7b	-13.517	-2.867	-	-	-
	GritLM/GritLM-7B	-2.458	1.229	-	-	-
	openai-community/gpt2	-5.5	-4.389	-3.133	-	-
	Salesforce/SFR-Embedding-2_R	1.17	1.58	-	-	-
	state-spaces/mamba-1.4b-hf	-5.734	1.989	-	-	-
	state-spaces/mamba-2.8b-hf	-4.096	-1.814	-	-	-

Table 9: Downstream testing:  $\Delta$  of the Accuracy Score(out of 100) between downstream testing on SST Dataset using the Biased embedding and the Debaised embeddings using various debiasing methods

Bias Type	Model Name	$\Delta$ Soft-Debias	$\Delta$ DSD	$\Delta$ Self-Debias	$\Delta$ INLP	$\Delta$ SentDebias
gender	Alibaba-NLP/gte-Qwen2-7B-instruct	-0.041	-0.04	-	-	-
	BAAI/bge-base-en-v1.5	-0.06	-0.083	-	-	-
	BAAI/bge-large-en-v1.5	0.048	-0.033	-	-	-
	FacebookAI/roberta-base	0.05	-0.029	-	0.029	-0.024
	google-bert/bert-base-uncased	-0.055	0.024	-	-0.014	-0.024
	google-bert/bert-large-uncased	0.206	0.157	-	-	-
	google/gemma-2-2b	-0.185	-0.149	-	-	-
	google/gemma-2b	-0.075	0.071	-	-	-
	google/gemma-7b	0.008	0.116	-	-	-
	GritLM/GritLM-7B	-0.069	-0.092	-	-	-
	openai-community/gpt2-xl	-0.07	0.099	0.056	0.068	0.04
	Salesforce/SFR-Embedding-2_R	-0.005	-0.074	-	-	-
	state-spaces/mamba-1.4b-hf	-0.027	0.021	-	-	-
	state-spaces/mamba-2.8b-hf	0.051	-0.011	-	-	-
race	Alibaba-NLP/gte-Qwen2-7B-instruct	0.016	0.212	-	-	-
	BAAI/bge-base-en-v1.5	0.068	0.197	-	-	-
	BAAI/bge-large-en-v1.5	0.04	0.173	-	-	-
	FacebookAI/roberta-base	-0.015	0.035	-	0.011	-0.022
	google-bert/bert-base-uncased	0.022	0.197	-	-0.044	0.051
	google-bert/bert-large-uncased	-0.005	0.018	-	-	-
	google/gemma-2-2b	0.043	0.034	-	-	-
	google/gemma-2b	-0.064	-0.042	-	-	-
	google/gemma-7b	0.078	0.026	-	-	-
	GritLM/GritLM-7B	0.021	0.143	-	-	-
	openai-community/gpt2	-0.059	0.069	-0.126	-0.128	0
	openai-community/gpt2-xl	-0.114	-0.008	-0.117	-0.114	-0.208
	Salesforce/SFR-Embedding-2_R	0.076	0.018	-	-	-
	state-spaces/mamba-1.4b-hf	-0.026	-0.045	-	-	-
state-spaces/mamba-2.8b-hf	0.007	0.08	-	-	-	
religion	Alibaba-NLP/gte-Qwen2-7B-instruct	0.057	0.016	-	-	-
	BAAI/bge-base-en-v1.5	0.015	0.072	-	-	-
	BAAI/bge-large-en-v1.5	-0.107	-0.053	-	-	-
	FacebookAI/roberta-base	-0.074	-0.065	-	-0.03	0.016
	google-bert/bert-base-uncased	-0.101	-0.118	-	0.048	-0.04
	google-bert/bert-large-uncased	0.013	0.154	-	-	-
	google/gemma-2-2b	-0.091	-0.029	-	-	-
	google/gemma-2b	0.033	0.024	-	-	-
	google/gemma-7b	0.003	-0.008	-	-	-
	GritLM/GritLM-7B	-0.061	-0.026	-	-	-
	openai-community/gpt2	-0.095	-0.034	0.092	0.059	0.052
	Salesforce/SFR-Embedding-2_R	-0.06	-0.015	-	-	-
	state-spaces/mamba-1.4b-hf	0.03	-0.005	-	-	-
	state-spaces/mamba-2.8b-hf	0.07	0.033	-	-	-

Table 10: Downstream testing:  $\Delta$  of the Pearson Correlation Score between downstream testing on STS-B Dataset using the Biased embedding and the Debaised embeddings using various debiasing methods

Bias Type	Model Name	$\Delta$ Soft-Debias	$\Delta$ DSD	$\Delta$ Self-Debias	$\Delta$ INLP	$\Delta$ Sent-Debias
gender	Alibaba-NLP/gte-Qwen2-7B-instruct	0.151	0.154	-	-	-
	BAAI/bge-base-en-v1.5	0.168	0.156	-	-	-
	BAAI/bge-large-en-v1.5	0.156	0.16	-	-	-
	FacebookAI/roberta-base	0.014	0.152	-	-0.011	0.002
	google-bert/bert-base-uncased	-0.151	-0.001	-	-0.011	0.002
	google-bert/bert-large-uncased	0.154	-0.007	-	-	-
	google/gemma-2-2b	-0.166	-0.157	-	-	-
	google/gemma-2b	0.003	-0.145	-	-	-
	google/gemma-7b	0.005	-0.007	-	-	-
	GritLM/GritLM-7B	-0.155	0.007	-	-	-
	openai-community/gpt2-xl	0.163	0.166	0.005	0.001	-0.006
	Salesforce/SFR-Embedding-2_R	0.146	0.144	-	-	-
	state-spaces/mamba-1.4b-hf	0.157	0.005	-	-	-
state-spaces/mamba-2.8b-hf	0.077	0.078	-	-	-	
race	Alibaba-NLP/gte-Qwen2-7B-instruct	0.003	-0.139	-	-	-
	BAAI/bge-base-en-v1.5	0.156	0.167	-	-	-
	BAAI/bge-large-en-v1.5	-0.001	0.158	-	-	-
	FacebookAI/roberta-base	-0.014	-0.021	-	-0.008	0.01
	google-bert/bert-base-uncased	0.011	0.015	-	-0.003	0.014
	google-bert/bert-large-uncased	-0.175	-0.42	-	-	-
	google/gemma-2-2b	0.171	-0.239	-	-	-
	google/gemma-2b	0.174	0.161	-	-	-
	google/gemma-7b	0.238	0.245	-	-	-
	GritLM/GritLM-7B	-0.006	-0.169	-	-	-
	openai-community/gpt2	-0.133	0.012	-0.002	-0.002	0.005
	openai-community/gpt2-xl	-0.417	-0.018	0.005	0.001	-0.006
	Salesforce/SFR-Embedding-2_R	0	0.813	-	-	-
state-spaces/mamba-1.4b-hf	0.404	0.404	-	-	-	
state-spaces/mamba-2.8b-hf	-0.001	-0.164	-	-	-	
religion	Alibaba-NLP/gte-Qwen2-7B-instruct	0.166	0.166	-	-	-
	BAAI/bge-base-en-v1.5	-0.172	0	-	-	-
	BAAI/bge-large-en-v1.5	-0.009	0	-	-	-
	FacebookAI/roberta-base	-0.159	-0.006	-	-0.003	0.014
	google-bert/bert-base-uncased	-0.162	-0.146	-	-0.008	0.005
	google-bert/bert-large-uncased	0.001	-0.007	-	-	-
	google/gemma-2-2b	0.002	-0.159	-	-	-
	google/gemma-2b	0.009	-0.153	-	-	-
	google/gemma-7b	-0.14	0.015	-	-	-
	GritLM/GritLM-7B	-0.006	-0.014	-	-	-
	openai-community/gpt2	0.008	0.018	-0.002	-0.002	0.005
	Salesforce/SFR-Embedding-2_R	0.241	0.235	-	-	-
	state-spaces/mamba-1.4b-hf	0.012	-0.144	-	-	-
state-spaces/mamba-2.8b-hf	-0.138	0	-	-	-	

Table 11: Downstream testing:  $\Delta$  of the F1 Score between downstream testing on MRPC Dataset using the Biased embedding and the Debaised embeddings using various debiasing methods

Bias Type	Model Name	$\Delta$ Soft-Debias	$\Delta$ DSD	$\Delta$ Self-Debias	$\Delta$ INLP	$\Delta$ Sent-Debias
gender	Alibaba-NLP/gte-Qwen2-7B-instruct	-0.003	-0.012			
	BAAI/bge-base-en-v1.5	-0.003	0.005			
	BAAI/bge-large-en-v1.5	-0.001	-0.008			
	FacebookAI/roberta-base	-0.018	0.001		0.001	0.004
	google-bert/bert-base-uncased	-0.009	-0.011		-0.008	-0.001
	google-bert/bert-large-uncased	-0.003	0			
	google/gemma-2-2b	-0.002	0.005			
	google/gemma-2b	-0.002	0.004			
	google/gemma-7b	0.004	-0.015			
	GritLM/GritLM-7B	-0.012	-0.01			
	openai-community/gpt2-xl	-0.005	-0.004	-0.004	-0.003	0.003
	Salesforce/SFR-Embedding-2_R	0.009	0.009			
	state-spaces/mamba-1.4b-hf	-0.004	0.012			
state-spaces/mamba-2.8b-hf	0	0.002				
race	Alibaba-NLP/gte-Qwen2-7B-instruct	0	0.001			
	BAAI/bge-base-en-v1.5	-0.008	0.009			
	BAAI/bge-large-en-v1.5	0.003	0.012			
	FacebookAI/roberta-base	0.001	-0.003		-0.008	-0.001
	google-bert/bert-base-uncased	-0.001	0.001		-0.008	-0.001
	google-bert/bert-large-uncased	-0.014	0.001			
	google/gemma-2-2b	-0.002	0.004			
	google/gemma-2b	-0.018	-0.021			
	google/gemma-7b	0.014	-0.003			
	GritLM/GritLM-7B	-0.006	-0.005			
	openai-community/gpt2	-0.004	0.005	0.004	0.017	0.004
	openai-community/gpt2-xl	-0.001	0.005	-0.004	-0.003	0.003
	Salesforce/SFR-Embedding-2_R	0.013	0.012			
state-spaces/mamba-1.4b-hf	-0.01	0.009				
state-spaces/mamba-2.8b-hf	-0.005	0.001				
religion	Alibaba-NLP/gte-Qwen2-7B-instruct	-0.011	0.002			
	BAAI/bge-base-en-v1.5	-0.002	-0.012			
	BAAI/bge-large-en-v1.5	-0.007	0			
	FacebookAI/roberta-base	0.006	-0.006		-0.008	-0.001
	google-bert/bert-base-uncased	0	-0.001		-0.005	0.009
	google-bert/bert-large-uncased	0.001	0.008			
	google/gemma-2-2b	-0.013	-0.012			
	google/gemma-2b	-0.012	-0.001			
	google/gemma-7b	0.003	-0.005			
	GritLM/GritLM-7B	0	0.008			
	openai-community/gpt2	0.007	0.011	0.004	0.017	0.004
	Salesforce/SFR-Embedding-2_R	0.021	0.011			
	state-spaces/mamba-1.4b-hf	-0.011	0.001			
state-spaces/mamba-2.8b-hf	-0.006	0.002				

Table 12: Downstream testing:  $\Delta$  of the F1 Score between downstream testing on MNLI Dataset using the Biased embedding and the Debaised embeddings using various debiasing methods

Bias Type	Model Name	$\Delta$ Soft-Debias	$\Delta$ DSD	$\Delta$ Self-Debias	$\Delta$ INLP	$\Delta$ Sent-Debias
gender	Alibaba-NLP/gte-Qwen2-7B-instruct	0	0.452			
	BAAI/bge-base-en-v1.5	-0.002	0.203			
	BAAI/bge-large-en-v1.5	0.005	0.008			
	FacebookAI/roberta-base	0.143	0.113		0.016	-0.005
	google-bert/bert-base-uncased	-0.099	-0.101		0.033	0.201
	google-bert/bert-large-uncased	-0.118	-0.115			
	google/gemma-2-2b	0.006	-0.008			
	google/gemma-2b	-0.092	-0.417			
	google/gemma-7b	0.037	-0.002			
	GritLM/GritLM-7B	0.325	0.411			
	openai-community/gpt2-xl	0.075	-0.333			
	Salesforce/SFR-Embedding-2_R	0	0.579			
	state-spaces/mamba-1.4b-hf	0.012	0.011			
	state-spaces/mamba-2.8b-hf	-0.042	-0.029			
race	Alibaba-NLP/gte-Qwen2-7B-instruct	-0.005	-0.008			
	BAAI/bge-base-en-v1.5	0.043	0.015			
	BAAI/bge-large-en-v1.5	-0.022	0.089			
	FacebookAI/roberta-base	0.002	0.011		0.011	0.005
	google-bert/bert-base-uncased	0.03	0.199		0.018	0.065
	google-bert/bert-large-uncased	0.138	-0.02			
	google/gemma-2-2b	0.008	0.142			
	google/gemma-2b	-0.013	0			
	google/gemma-7b	0.02	0.006			
	GritLM/GritLM-7B	0.01	0.026			
	openai-community/gpt2	-0.088	0.008	0.01		
	openai-community/gpt2-xl	0.118	0.019	-0.046		
	Salesforce/SFR-Embedding-2_R	-0.644	-0.644			
	state-spaces/mamba-1.4b-hf	-0.005	0.107			
state-spaces/mamba-2.8b-hf	-0.013	-0.011				
religion	Alibaba-NLP/gte-Qwen2-7B-instruct	-0.009	0.066			
	BAAI/bge-base-en-v1.5	0.003	0.001			
	BAAI/bge-large-en-v1.5	0.021	0.015			
	FacebookAI/roberta-base	0.021	0.005		-0.09	-0.134
	google-bert/bert-base-uncased	0.314	0.513		0.004	0.005
	google-bert/bert-large-uncased	-0.029	0.065			
	google/gemma-2-2b	0.019	0.052			
	google/gemma-2b	0.012	0.175			
	google/gemma-7b	-0.15	-0.178			
	GritLM/GritLM-7B	-0.009	-0.018			
	openai-community/gpt2	0.322	0.338	-0.014		
	Salesforce/SFR-Embedding-2_R	-0.073	0			
	state-spaces/mamba-1.4b-hf	0.007	-0.014			
	state-spaces/mamba-2.8b-hf	0.011	0.13			

Table 13: Downstream testing:  $\Delta$  of the F1 Score between downstream testing on RTE Dataset using the Biased embedding and the Debaised embeddings using various debiasing methods

Bias Type	Model Name	$\Delta$ Soft-Debias	$\Delta$ DSD	$\Delta$ Self-Debias	$\Delta$ INLP	$\Delta$ Sent-Debias
gender	Alibaba-NLP/gte-Qwen2-7B-instruct	-0.011	0.011			
	BAAI/bge-base-en-v1.5	-0.011	0.014			
	BAAI/bge-large-en-v1.5	0.033	-0.09			
	FacebookAI/roberta-base	0.011	0.021		0.078	-0.339
	google-bert/bert-base-uncased	0	-0.057		0.01	-0.014
	google-bert/bert-large-uncased	0.05	0.064			
	google/gemma-2-2b	-0.004	-0.011			
	google/gemma-2b	-0.039	0			
	google/gemma-7b	0.03	0.041			
	GritLM/GritLM-7B	-0.011	0.007			
	openai-community/gpt2-xl	-0.056	-0.024	0.081	-0.011	0.044
	Salesforce/SFR-Embedding-2_R	0.019	0.004			
	state-spaces/mamba-1.4b-hf	0.014	0.017			
state-spaces/mamba-2.8b-hf	-0.011	0.007				
race	Alibaba-NLP/gte-Qwen2-7B-instruct	0.01	-0.003			
	BAAI/bge-base-en-v1.5	-0.018	-0.029			
	BAAI/bge-large-en-v1.5	-0.017	-0.131			
	FacebookAI/roberta-base	0	0.019		-0.005	0.017
	google-bert/bert-base-uncased	-0.051	-0.047		-0.018	-0.263
	google-bert/bert-large-uncased	-0.003	-0.028			
	google/gemma-2-2b	0.018	0.007			
	google/gemma-2b	-0.014	0.01			
	google/gemma-7b	0.01	0			
	GritLM/GritLM-7B	-0.018	0			
	openai-community/gpt2	0.023	0.015	0.118	-0.221	0.107
	openai-community/gpt2-xl	0.004	-0.019	0.014	0.034	-0.091
	Salesforce/SFR-Embedding-2_R	0.056	-0.024			
state-spaces/mamba-1.4b-hf	0.037	0.015				
state-spaces/mamba-2.8b-hf	-0.008	0.037				
religion	Alibaba-NLP/gte-Qwen2-7B-instruct	-0.035	-0.028			
	BAAI/bge-base-en-v1.5	-0.014	0.026			
	BAAI/bge-large-en-v1.5	-0.022	0.014			
	FacebookAI/roberta-base	0.007	-0.062		-0.059	0.016
	google-bert/bert-base-uncased	0	0.01		-0.018	-0.029
	google-bert/bert-large-uncased	-0.007	0			
	google/gemma-2-2b	0	-0.021			
	google/gemma-2b	-0.033	0.006			
	google/gemma-7b	-0.011	0.004			
	GritLM/GritLM-7B	-0.037	-0.007			
	openai-community/gpt2	-0.011	-0.026	-0.007	0.18	0.003
	Salesforce/SFR-Embedding-2_R	0.035	0.009			
	state-spaces/mamba-1.4b-hf	-0.018	0.011			
state-spaces/mamba-2.8b-hf	0.032	0.011				

Table 14: Downstream testing:  $\Delta$  of the F1 Score between downstream testing on WNLI Dataset using the Biased embedding and the Debaised embeddings using various Debiasing Methods



Table 15: QNLI

Bias Type	Model Name	$\Delta$ Soft-Debias	$\Delta$ DSD
gender	Alibaba-NLP/gte-Qwen2-7B-instruct	-0.21	0.163
	BAAI/bge-base-en-v1.5	-0.036	-0.077
	BAAI/bge-large-en-v1.5	-0.019	-0.11
	FacebookAI/roberta-base	-0.099	-0.02
	google-bert/bert-base-uncased	-0.018	-0.109
	google-bert/bert-large-uncased	0.006	-0.025
	google/gemma-2-2b	-0.321	0.021
	google/gemma-2b	-0.256	0.091
	google/gemma-7b	-0.153	0.195
	GritLM/GritLM-7B	-0.191	0.014
	meta-llama/Meta-Llama-3-8B	-0.158	0.246
	openai-community/gpt2-xl	-0.015	-0.011
	Salesforce/SFR-Embedding-2_R	-0.12	0.17
	state-spaces/mamba-1.4b-hf	-0.32	0.009
	state-spaces/mamba-2.8b-hf	-0.276	0.067
race	Alibaba-NLP/gte-Qwen2-7B-instruct	-0.199	0.132
	BAAI/bge-base-en-v1.5	-0.027	-0.016
	BAAI/bge-large-en-v1.5	0.003	-0.012
	FacebookAI/roberta-base	-0.059	-0.04
	google-bert/bert-base-uncased	-0.023	-0.08
	google-bert/bert-large-uncased	-0.05	-0.106
	google/gemma-2-2b	-0.314	0.038
	google/gemma-2b	-0.29	0.077
	google/gemma-7b	-0.141	0.163
	GritLM/GritLM-7B	-0.173	0.191
	meta-llama/Meta-Llama-3-8B	-0.146	0.216
	openai-community/gpt2	-0.272	-0.018
	openai-community/gpt2-xl	0.012	-0.013
	Salesforce/SFR-Embedding-2_R	-0.16	0.198
	state-spaces/mamba-1.4b-hf	-0.351	-0.057
state-spaces/mamba-2.8b-hf	-0.282	-0.038	
religion	Alibaba-NLP/gte-Qwen2-7B-instruct	-0.201	0.14
	BAAI/bge-base-en-v1.5	-0.027	-0.015
	BAAI/bge-large-en-v1.5	0.023	0.015
	FacebookAI/roberta-base	-0.059	-0.023
	google-bert/bert-base-uncased	-0.024	-0.044
	google-bert/bert-large-uncased	-0.009	-0.051
	google/gemma-2-2b	-0.314	0.042
	google/gemma-2b	-0.286	0.039
	google/gemma-7b	-0.187	0.166
	GritLM/GritLM-7B	-0.159	0.19
	meta-llama/Meta-Llama-3-8B	-0.154	0.177
	openai-community/gpt2	-0.274	-0.004
	Salesforce/SFR-Embedding-2_R	-0.134	0.23
	state-spaces/mamba-1.4b-hf	-0.3	-0.016
	state-spaces/mamba-2.8b-hf	-0.245	0.066

Table 16: Downstream testing:  $\Delta$  of the F1 Score between downstream testing on WNLI Dataset using the Biased embedding and the Debaised embeddings using Soft-Debiasing and DeepSoftDebias

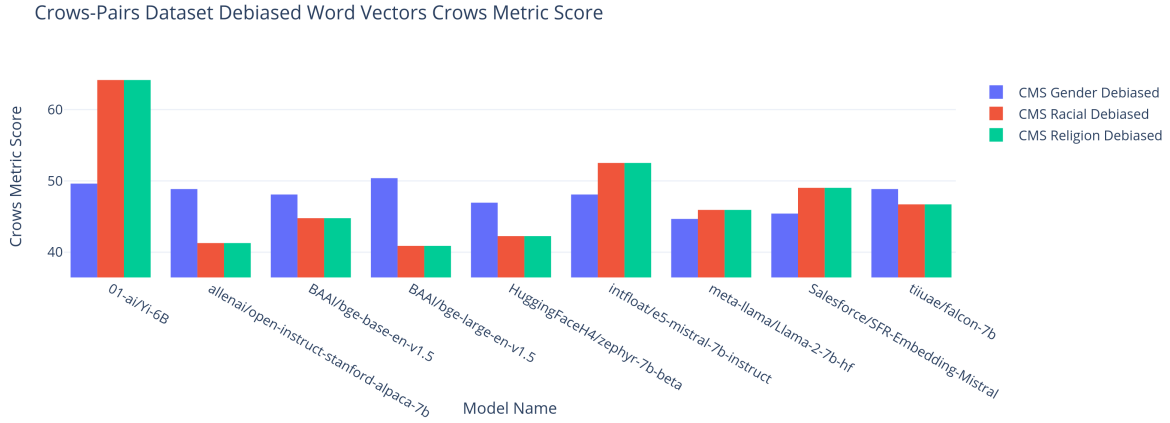


Figure 8: A visual representation of word vectors debaised using *DeepSoftDebias* and their Crows Metric scores across gender, race and religion respectively.



Figure 9: An illustration of the results of downstream testing on NER. We compare the performance of biased and debaised embeddings in the directions of gender, race, and religion respectively.

## E Variation of Bias in the Different LLMs

The presence of biases in has drawn significant attention from researchers and practitioners. These biases can inadvertently emerge during the training process due to the characteristics of the initial training data. In this study, we explore the factors contributing to bias variation among LLMs, focusing on three prominent models: Llama, Mistral, and Gemma. Our analysis reveals that biases, including those related to gender, race, and culture, are often inherited from the training data. For instance, historical texts may perpetuate gender stereotypes or racial prejudices present in their source material. Llama and Mistral, trained on diverse corpora containing web documents, source code, and mathematical text, exhibit varying degrees of bias. Gemma, released by Google, further demonstrates the impact of training data size, with both 2B and 7B variants drawing from an extensive pool of up to 6 trillion tokens.

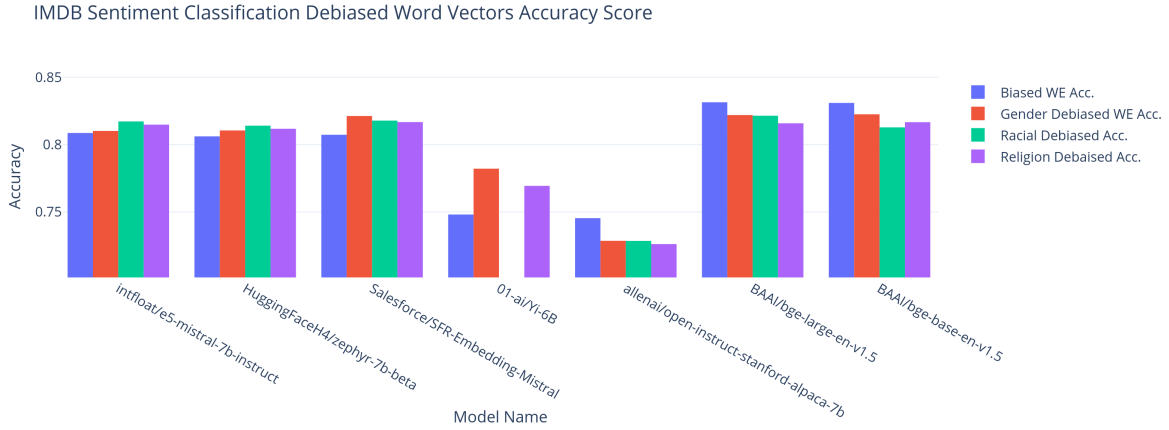


Figure 10: An illustration of results of downstream testing on sentiment analysis. We compare the performance of biased and debaised embeddings in the directions of gender, race, and religion respectively.

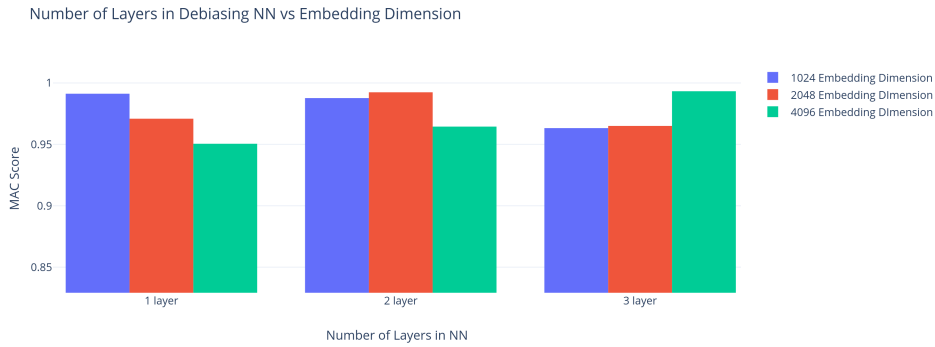


Figure 11: An illustration analysis of number of layers in debiasing neural network vs. embedding dimension. We can see the varying performance of the 3 different sizes according to the embedding dimension of the LM it is used with.

## F Neural Network Schematic

## G Hyperparameters for the different LLMs tested

## H Ablation Experiments

In our study, we conduct ablation experiments to assess the effectiveness of various debiasing techniques in the realm of natural language processing. These techniques encompassed five distinct scenarios: the utilization of debaised embeddings, the application of the original soft debiasing method, the original debiasing method with the Adam optimizer, *DeepSoftDebias* with the SGD optimizer, and finally, *DeepSoftDebias* with the Adam optimizer. These experiments were gauged based on MAC as the evaluation metric.

Through rigorous experimentation across three biasing directions, we systematically analyze the performance of each method. Our results reveal a consistent trend of incremental improvements as we transitioned from one method to the next. Notably, *DeepSoftDebias*, emerged as the standout performer, boasting the highest mean average cosine similarity score across all evaluated scenarios. In addition, our analysis revealed that substituting the transformation matrix with our neural network approach resulted in the most significant enhancement in the efficacy of the debiasing method. This observation underscores the pivotal role played by neural networks in maximizing the effectiveness of the debiasing techniques. Table 19 presents a visualization of the results of our ablation experiments.

Model Name	Topic	STS-B $\uparrow$ Baseline Debaised PCC	STS-B $\uparrow$ <i>DeepSoftDebias</i> Debaised PCC	SST Biased Acc.	SST Baseline Debaised Acc.	SST <i>DeepSoftDebias</i> Debaised Acc.
BAAI/bge-base-en-v1.5	Gender	0.088	0.001	0.730	0.725	0.693
BAAI/bge-large-en-v1.5		0.159	0.105	0.727	0.710	0.705
google/gemma-2b		-0.060	0.154	0.686	0.677	0.678
google/gemma-7b		-0.059	0.017	0.675	0.544	0.691
GritLM/GritLM-7B		-0.125	0.044	0.711	0.702	0.697
HuggingFaceH4/zephyr-7b-beta		-0.129	0.097	0.706	0.687	0.699
intfloat/multilingual-e5-large-instruct		-0.037	0.096	0.729	0.720	0.724
meta-llama/Llama-2-7b-hf		0.009	-0.032	0.701	0.692	0.686
openai-community/gpt2-large		0.042	-0.038	0.664	0.665	0.669
openai-community/gpt2-xl		0.041	0.071	0.666	0.667	0.669
tiuae/falcon-7b		-0.116	0.066	0.686	0.672	0.694
BAAI/bge-base-en-v1.5		Race	0.094	0.092	0.730	0.709
BAAI/bge-large-en-v1.5	0.104		0.099	0.727	0.727	0.695
google/gemma-2b	-0.041		0.164	0.686	0.665	0.686
google/gemma-7b	-0.055		0.133	0.675	0.549	0.678
GritLM/GritLM-7B	-0.133		-0.057	0.711	0.714	0.690
HuggingFaceH4/zephyr-7b-beta	-0.127		0.062	0.706	0.687	0.697
intfloat/multilingual-e5-large-instruct	0.053		0.120	0.729	0.730	0.730
meta-llama/Llama-2-7b-hf	-0.058		0.113	0.701	0.699	0.705
openai-community/gpt2-large	-0.019		0.024	0.664	0.670	0.680
openai-community/gpt2-xl	0.149		0.180	0.666	0.665	0.692
tiuae/falcon-7b	-0.192		-0.027	0.686	0.664	0.693
BAAI/bge-base-en-v1.5	Religion		0.054	0.078	0.730	0.716
BAAI/bge-large-en-v1.5		0.153	0.175	0.727	0.718	0.697
google/gemma-2b		0.118	0.278	0.686	0.679	0.682
google/gemma-7b		0.127	0.194	0.675	0.548	0.685
GritLM/GritLM-7B		-0.002	0.077	0.711	0.702	0.703
HuggingFaceH4/zephyr-7b-beta		-0.130	0.118	0.706	0.693	0.686
intfloat/multilingual-e5-large-instruct		0.201	0.194	0.729	0.728	0.735
meta-llama/Llama-2-7b-hf		-0.103	0.032	0.701	0.679	0.710
openai-community/gpt2-xl		0.247	0.251	0.666	0.671	0.679
tiuae/falcon-7b		0.126	0.265	0.686	0.671	0.703

Table 17: Downstream testing results on Stanford Sentiment Treebank and STS-B Semantic Similarity Dataset. PCC here refers to the Pearson’s Coefficient and we report the gain in positive PCC from the Biased embeddings to the debaised embeddings. SST is Stanford Sentiment TreeBank and STS-B is the Semantic Textual Similarity Benchmark

Model Name	Embedding Dim	Num Res Blocks	LR	Batch Size	Num Epochs
Alibaba-NLP/gte-Qwen2-7B-instruct	3584	3	1.00e-5	1024	250
BAAI/bge-base-en-v1.5	768	1	5.00e-5	2048	100
BAAI/bge-large-en-v1.5	1024	1	5.00e-5	2048	100
FacebookAI/roberta-base	768	1	5.00e-5	2048	100
google-bert/bert-base-uncased	768	1	5.00e-5	2048	100
google-bert/bert-large-uncased	1024	1	5.00e-5	2048	100
google/gemma-2-2b	2304	2	5.00e-5	1024	200
google/gemma-2b	2048	2	5.00e-5	1024	200
google/gemma-7b	3072	2	5.00e-5	1024	250
GritLM/GritLM-7B	4096	3	5.00e-5	1024	300
openai-community/gpt2-xl	1600	1	5.00e-5	2048	150
Salesforce/SFR-Embedding-2_R	4096	3	1.00e-5	1024	300
state-spaces/mamba-1.4b-hf	2048	2	5.00e-5	1024	200
state-spaces/mamba-2.8b-hf	2560	2	5.00e-5	1024	250

Table 18: Table of the different hyperparameters used with the different LLMs

This empirical evidence underscores the robustness and efficacy of our proposed approach in mitigating bias within natural language processing systems. By combining state-of-the-art debiasing techniques with advanced optimization strategies, we have unlocked a powerful methodological framework for enhancing the fairness and accuracy of language models.

<b>Debiasing Direction</b>	<b>Biased</b>	<b>Baseline</b>	<b>Baseline + Adam</b>	<b>DeepSoftBias + SGD</b>	<b>DeepSoftBias + Adam</b>
<b>Gender</b>	0.390	0.623	0.799	0.893	0.982
<b>Race</b>	0.404	0.656	0.824	0.984	0.987
<b>Religion</b>	0.406	0.623	0.812	0.966	0.983

Table 19: Ablations to characterize various design decisions in the development of *DeepSoftDebias*. We start with the transformation matrix, then make incremental additions till we reach the proposed architecture of the *DeepSoftDebias* network.

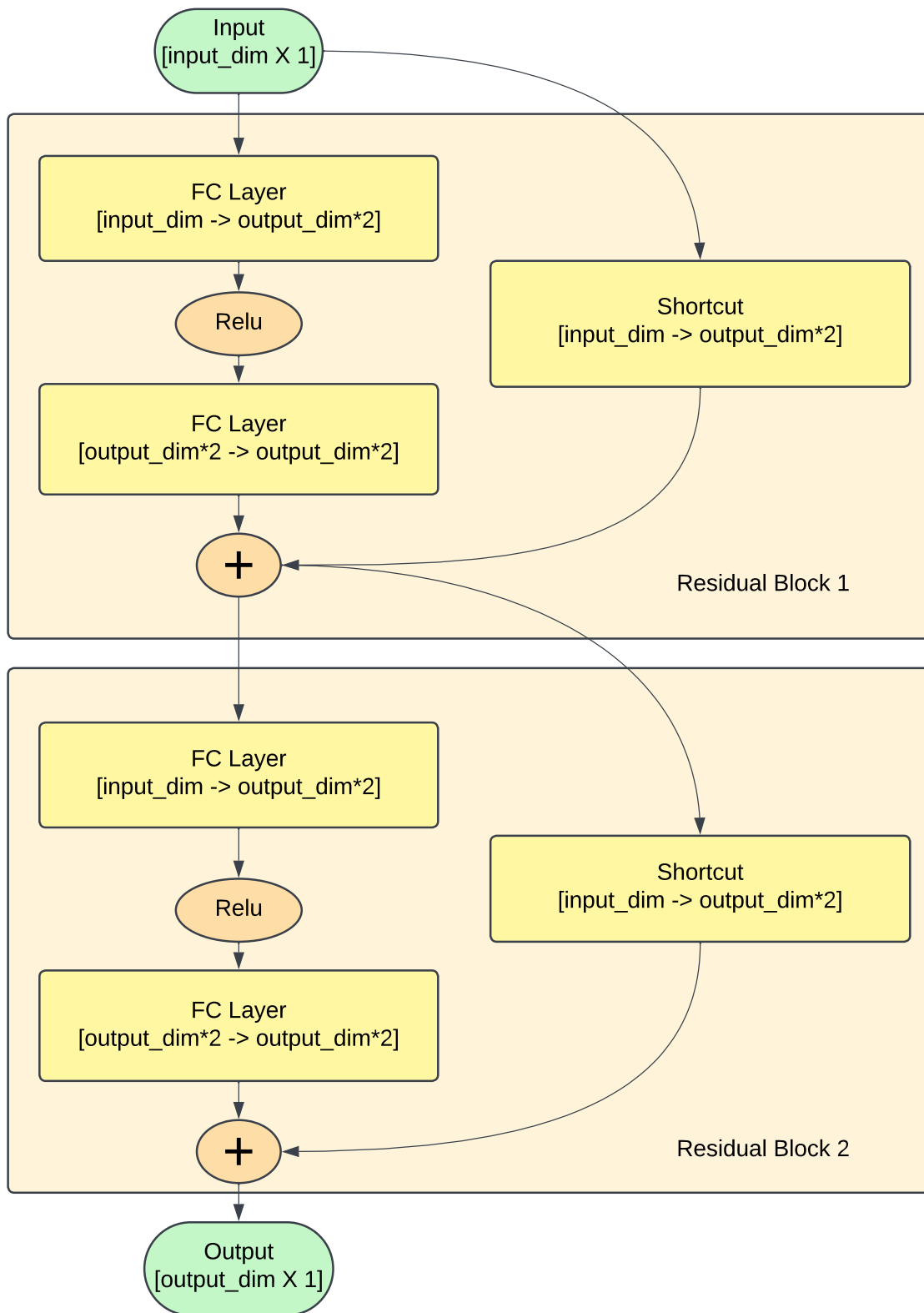


Figure 12: A schematic of the Embedding Transforming NN with 2 residual blocks