

The θ -dependence of the Yang–Mills spectrum from analytic continuation

Claudio Bonanno,^a Claudio Bonati,^b Mario Papace,^c Davide VDACCHINO^d

^a*Instituto de Física Teórica UAM-CSIC, c/ Nicolás Cabrera 13-15, Universidad Autónoma de Madrid, Cantoblanco, E-28049 Madrid, Spain*

^b*Dipartimento di Fisica dell'Università di Pisa and INFN - Sezione di Pisa, Largo Bruno Pontecorvo 3, I-56127 Pisa, Italy*

^c*Fachbereich Mathematik und Naturwissenschaften, Bergische Universität Wuppertal, Gaußstraße 20, 42119 Wuppertal, Germany*

^d*Centre for Mathematical Sciences, University of Plymouth, 2–5 Kirkby Place, Drake Circus, Plymouth, United Kingdom*

E-mail: claudio.bonanno@csic.es, claudio.bonati@unipi.it,
mario.papace@uni-wuppertal.de, davide.vadacchino@plymouth.ac.uk

ABSTRACT: We study the θ -dependence of the string tension and of the lightest glueball mass in four-dimensional $SU(N)$ Yang–Mills theories. More precisely, we focus on the coefficients parametrizing the $\mathcal{O}(\theta^2)$ dependence of these quantities, which we investigate by means of numerical simulations of the lattice-discretized theory, carried out using imaginary values of the θ parameter. Topological freezing at large N is avoided using the Parallel Tempering on Boundary Conditions algorithm. We provide controlled continuum extrapolations of such coefficients in the $N = 3$ case, and we report the results obtained on two fairly fine lattice spacings for $N = 6$.

KEYWORDS: Lattice Quantum Field Theory, Vacuum Structure and Confinement, $1/N$ Expansion

Contents

1	Introduction	1
2	Numerical setup	4
2.1	Lattice discretization and simulation details	4
2.2	Extraction of glueball and torelon masses	6
3	Numerical results	7
3.1	Results for the SU(3) Yang–Mills theory	7
3.2	Results for the SU(6) Yang–Mills theory	11
4	Conclusions	12
A	Two-dimensional U(N) Yang–Mills theories	15
B	Raw data for four-dimensional SU(3) and SU(6) Yang–Mills theories	16

1 Introduction

One of the most interesting features that emerges when studying the non-perturbative regime of quantum field theories (QFTs) is their θ -dependence: peculiar terms exist (the so called θ -terms) which, when added to the action, do not modify the classical equations of motion, and yet change the physical properties of the theory. The existence of θ -terms is related to the topological features of the gauge group and to the space-time dimensionality [1, 2], so θ -dependence is not present in all QFTs. Nevertheless, several interesting QFTs display a nontrivial θ -dependence, ranging from Quantum Chromo-Dynamics (QCD) and four-dimensional SU(N) Yang–Mills theories [1, 3, 4], to two-dimensional models like the CP $^{N-1}$ models [5, 6] and U(N) Yang–Mills theories [7–9] (and even elementary quantum mechanical models [2, 10, 11]).

The vacuum energy (or the free energy, at finite temperature) is the physical observable whose θ -dependence has been investigated more thoroughly. The functional form of the vacuum energy in QCD can be estimated either analytically in the chiral limit [12, 13] or perturbatively at the semi-classical level in the very high-temperature regime [3, 4, 14]. In the generic finite temperature case (or away from the chiral limit), the coefficients of the Taylor’s expansion of the free energy in powers of θ^2 can only be obtained through numerical simulations of the lattice regularized theory [15–22]. In the four-dimensional SU(N) Yang–Mills case, lattice simulations are the main tool to study the θ -dependence of the vacuum (or free) energy, and several lattice studies have been devoted to investigating different aspects of this subject [23–40]. The large- N limit is particularly interesting as in

this limit (at zero temperature), θ -dependence is a key ingredient in the Witten–Veneziano solution of the $U(1)_A$ problem [41–43], and some general N -scaling behaviors are theoretically expected [44]. In two-dimensional CP^{N-1} models, analytical predictions are available in the large- N limit for the coefficients of the Taylor expansion in θ^2 of the vacuum energy [5, 38, 45–47], which are nicely supported by numerical data [8, 9, 48–50]. Finally, for two-dimensional $U(N)$ Yang–Mills theories we have complete analytic control of the θ -dependence of the vacuum energy [7–9].

In this work we investigate an aspect of θ -dependence that has received far less attention: the θ -dependence of the spectrum of the theory. In QCD, close to the chiral limit, it is easy to derive the θ -dependence of the mass of the pseudo-Nambu–Goldstone bosons associated to the spontaneous breaking of chiral symmetry [13]; away from the chiral limit, we have once again to resort to lattice simulations. This is the case also for four-dimensional pure-gauge theories, which are however much simpler to simulate than QCD. For this reason here we focus on the case of four-dimensional $SU(N)$ Yang–Mills theories, whose Euclidean Lagrangian density is given by

$$\mathcal{L}_{\text{YM}}(\theta) = \frac{1}{2g^2} \text{Tr} \{ G_{\mu\nu}(x) G_{\mu\nu}(x) \} + i\theta q(x) , \quad (1.1)$$

where

$$q(x) = \frac{1}{32\pi^2} \varepsilon_{\mu\nu\rho\sigma} \text{Tr} \{ G_{\mu\nu}(x) G_{\rho\sigma}(x) \} , \quad (1.2)$$

and we investigate the θ -dependence of the string tension σ and of the lightest glueball mass m_G . Analytical computations can be performed in two-dimensional $U(N)$ Yang–Mills models, which however do not seem to provide much insight on the physics of their four-dimensional counterparts, since there is no θ -dependence at all in the spectrum of these two-dimensional models in the continuum (see App. A).

At $\theta = 0$, it is established that the 0^{++} glueball ground state represents the lightest state [51–54]. At $\theta \neq 0$, spatial parity is explicitly broken, and cannot be used as a quantum number for glueball states. The latter are thus only characterized by their spin and charge conjugation quantum numbers. For this reason, we denote by m_G the mass of the lightest glueball state, i.e., the one that tends to the 0^{++} glueball in the $\theta \rightarrow 0$ limit. Note that, since in our study we only investigate the small- θ regime, we can a priori exclude the possibility of a level crossing between different states.

Using the invariance under parity of the $\theta = 0$ theory, we can parameterize the leading order θ -dependence of the string tension and of the lightest glueball mass by the constants s_2 and m_2 , defined as follows:

$$\sigma(\theta) = \sigma [1 + s_2 \theta^2 + \mathcal{O}(\theta^4)] , \quad (1.3)$$

$$m_G(\theta) = m_{0^{++}} [1 + m_2 \theta^2 + \mathcal{O}(\theta^4)] , \quad (1.4)$$

where σ and $m_{0^{++}}$ stand for the string tension and the lightest glueball mass computed at $\theta = 0$, respectively. To the best of our knowledge, the only study in which an estimate of m_2 and s_2 was attempted is Ref. [46], where their values have been obtained from

the computation, at vanishing θ , of the three-points correlation functions between the torelon or glueball interpolating operator and the square of the topological charge. As the calculation of these correlation functions is challenging, only results of limited accuracy could be obtained in Ref. [46].

In this work we adopt an alternative approach, performing simulations at imaginary values of θ [31]. In a few words, assuming analyticity around $\theta = 0$, we can perform an analytic continuation from real to imaginary values of θ , which can be simulated without any sign problem. Since non analyticities are expected to arise only for $\theta \sim \pi$, and since we are dealing with the behavior of σ and m_G at small θ , the analyticity assumption is well justified in our case and poses no theoretical issues. We can then obtain $\sigma(i\theta_I)$ and $m_G(i\theta_I)$ directly for different values of $\theta_I \in \mathbb{R}$, using the same standard algorithms used for computations of the spectrum at $\theta = 0$, and estimate s_2 and m_2 from their small θ_I behavior.

Although this approach avoids the complications involved in the evaluation of a three-point correlation function, the computation of s_2 and m_2 remains non-trivial, especially for large values of N , where two main difficulties arise. The first is the rapid increase of the integrated auto-correlation time of the topological modes in simulations when approaching the continuum limit [55–57] (often referred to as the *topological freezing* problem), which becomes much stronger in the large- N limit. To address this problem, we employ the Parallel Tempering on Boundary Conditions (PTBC) algorithm [58], which has been shown to perform very well in four-dimensional $SU(N)$ gauge theories [59]. The second is that, as can be seen by using standard large- N arguments [46], s_2 and m_2 are expected to scale as $1/N^2$. Hence they are generically expected to have small values, and to have a worsening of their signal-to-noise ratio when the value of N is increased.

As a final remark, we note that a reliable estimate of the coefficients s_2 and m_2 is not only important from a theoretical point of view, but is also directly useful in numerical simulations. As shown in [60, 61], these coefficients describe the systematical error that would be introduced by estimating the spectrum from simulations at fixed topological charge Q . If M is the mass of a state and $M^{(Q)}$ is its estimate at fixed topological charge Q , then

$$\frac{M^{(Q)} - M}{M} \approx \frac{M_2}{2\chi V}, \quad (1.5)$$

where M_2 is once again defined by $M(\theta) = M(1 + M_2\theta^2 + \dots)$, χ is the topological susceptibility and V the space-time volume. The coefficient m_2 can thus be used to impose an upper bound on the finite size effects introduced by a fixed topological background in the computation of the m_{0++} glueball mass.

This paper is organized as follows: in Sec. 2 we present our numerical setup, discussing the discretization adopted, the update algorithm and the procedure used to evaluate σ and m_G ; in Sec. 3 we present our numerical results for the coefficients m_2 and s_2 parametrizing the θ dependence of the string tension and of the lightest glueball state, discussing separately the cases $N = 3$ and $N = 6$; finally, in Sec. 4 we draw our conclusions and discuss some open problems. Two appendices report the analytic computations performed

in two dimensional $U(N)$ models and the tables with the raw numerical data of the four-dimensional $SU(N)$ cases.

2 Numerical setup

2.1 Lattice discretization and simulation details

We discretize the $SU(N)$ pure Yang–Mills theory at $\theta = 0$ on an isotropic hypercubic lattice with L^4 sites using the standard Wilson action:

$$S_W = -\frac{\beta}{N} \sum_{x, \mu > \nu} \Re \text{Tr} [\Pi_{\mu\nu}(x)], \quad (2.1)$$

where $\Pi_{\mu\nu}(x) = U_\mu(x)U_\nu^\dagger(x+a\hat{\mu})U_\mu(x+a\hat{\mu})U_\nu(x)$ is the plaquette in position x oriented along the directions $\mu\nu$, a is the lattice spacing, and β is the inverse lattice bare coupling. For the discretization of the topological charge we adopt the standard clover discretization

$$Q_{\text{clov}} = \frac{1}{2^9 \pi^2} \sum_{\mu\nu\rho\sigma=\pm 1}^{\pm 4} \varepsilon_{\mu\nu\rho\sigma} \text{Tr} [\Pi_{\mu\nu}(x)\Pi_{\rho\sigma}(x)], \quad (2.2)$$

in which $\varepsilon_{\mu\nu\rho\sigma}$ coincides with the standard completely anti-symmetric tensor for positive values of the indices, and its extension to negative values of the indices is uniquely fixed by $\varepsilon_{(-\mu)\nu\rho\sigma} = -\varepsilon_{\mu\nu\rho\sigma}$ and anti-symmetry. This definition ensures that Q_{clov} is odd under a lattice parity transformation. The action used to generate gauge configurations is thus

$$S_L(\theta_L) = S_W - \theta_L Q_{\text{clov}}, \quad (2.3)$$

where the lattice parameter θ_L is related to the physical θ angle by $-i\theta = Z_Q \theta_L$, and Z_Q is the (finite) renormalization constant of the lattice topological charge [62] $Q = Z_Q Q_{\text{clov}}$.

To estimate the numerical value of the renormalization constant Z_Q it is convenient to use smoothing algorithms such as cooling [63–69], smearing [70, 71], or gradient flow [72–74], which dampen the short-scale fluctuations while leaving the global topology of the configurations unaltered. All smoothing algorithms have been shown to be equivalent for this purpose [69, 75, 76], and in this work we adopt cooling to define an integer-valued topological charge by using [26]

$$Q = \text{round} \left\{ \alpha Q_{\text{clov}}^{(\text{cool})} \right\}, \quad (2.4)$$

with $\text{round}\{x\}$ denoting the closest integer to x , and with α determined by the first non-trivial (i.e., $1 < \alpha < 2$) minimum of

$$\left\langle \left(\alpha Q_{\text{clov}}^{(\text{cool})} - \text{round} \left\{ \alpha Q_{\text{clov}}^{(\text{cool})} \right\} \right)^2 \right\rangle. \quad (2.5)$$

In this way we can determine the renormalization constant using [31]

$$Z_Q = \frac{\langle Q Q_{\text{clov}} \rangle}{\langle Q^2 \rangle}. \quad (2.6)$$

Since the dependence of Z_Q on the number n_{cool} of cooling steps used to smooth the configurations is only very mild, reaching a plateau for $n_{\text{cool}} \sim 10 - 15$ for all the β values studied, we define Q using $n_{\text{cool}} = 20$.

Simulations at imaginary values of the θ angle are by now recognized as a cost-effective technique to study θ -dependence on the lattice, as they have been shown to typically outperform simulations carried out at $\theta = 0$ [31, 37–40, 49, 50, 59, 77–85]. This is especially true whenever $\theta = 0$ simulations would require the computation of higher-order (i.e., larger than two) correlators or susceptibilities, whose order can be effectively reduced by performing simulations with an external source, then studying the dependence of the results on the source strength. To determine the coefficients s_2 and m_2 at $\theta = 0$ would require the computation of three point functions, see Ref. [46], while using simulations at $\theta \neq 0$ we can estimate $\sigma(\theta)$ and $m_G(\theta)$ as usual, from two-point functions. The values of s_2 and m_2 are then determined from the behavior of $\sigma(\theta)$ and $m_G(\theta)$ for small θ values. It should be clear that, in this way, we are reducing the statistical errors. However, we have to pay attention not to introduce systematic ones, related to the determination of the $\mathcal{O}(\theta^2)$ behavior of the observables for $\theta \approx 0$. More details about the computation of $\sigma(\theta)$ and $m_G(\theta)$ are provided in the next subsection.

For simulations at $N = 3$, we rely on the standard local updating algorithms usually employed in pure-gauge simulations. More precisely, we adopt a 4:1 mixture of over-relaxation [86] and heat-bath [87, 88] algorithms. For $N = 6$, instead, due to the severe topological freezing experienced by standard local algorithms already at coarse lattice spacing, we adopt the Parallel Tempering on Boundary Conditions (PTBC) algorithm, proposed for two-dimensional CP^{N-1} models in Ref. [58]. This algorithm has indeed been shown to dramatically reduce the auto-correlation time of the topological charge both in two-dimensional models [50, 58, 89] and in four-dimensional Yang–Mills theories [59, 85, 90–92].

In a few words, in the PTBC algorithm N_r replicas of the lattice theory in Eq. (2.3) are simulated simultaneously. Each replica differs from the others only by the boundary conditions imposed on a small sub-region of the lattice, called *the defect*; these boundary conditions depend on a single parameter, which is used to interpolate between periodic and open boundary conditions. In this way a single replica has periodic boundary conditions, another single replica has open boundary conditions, and the intermediate $N_r - 2$ replicas have “mixed” boundary conditions, i.e., boundary conditions which interpolate between the two previous ones. The state of each replica is updated using heat-bath and over-relaxation local updates, and configuration swaps between different replicas are proposed during the MC evolution. These are accepted or rejected using a Metropolis step. This algorithm allows to exploit the fast decorrelation of Q achieved with open boundaries [93], avoiding at the same time the difficulties related to the lack of translation invariance associated with the presence of open boundaries. For more details on the implementation of this algorithm we refer the reader to Ref. [59], where exactly the same setup adopted here was used.

2.2 Extraction of glueball and torelon masses

The starting point to evaluate the torelon mass, needed to extract the string tension, and the lightest glueball mass is the selection of a variational basis of zero-momentum-projected interpolating operators \mathcal{O}_i . Each \mathcal{O}_i is a (sum of) gauge invariant single-trace operators of fat-links, built by applying blocking and smearing algorithms to the lattice link variables [51–53, 70, 94–100]. For the computation of the lightest glueball mass we employ 4-, 6- and 8-link operators in the A_1 representation of the octahedral group, using a total of 160 operators. To evaluate the torelon mass we use instead 5 operators, built in terms of products of fat-links winding around the time direction once.

As noted before, the only discrete symmetry that can be used to classify the states for non-vanishing values of θ is the charge conjugation C , since parity is not conserved. For this reason, it would be natural to use a variational basis containing definite C only operators, without any projection on definite P representations. However, since we are just interested in the properties of the ground state at small θ values, we can safely use the same standard procedure adopted at $\theta = 0$, i.e., use operators with definite parity. We have indeed verified that the extraction of the lowest glueball and torelon mass does not pose particular challenges and is always characterized by large enough overlaps ($A_G > 0.9$, with A_G the squared modulus of the matrix element between the ground state of the selected channel and the vacuum).

The optimal interpolating operator $\mathcal{O} = \sum_i v_i \mathcal{O}_i$ for the ground state of the selected channel (i.e., the operator with the largest value of $A_G = |\langle 0 | \mathcal{O} | G \rangle|^2$, with $|G\rangle$ denoting the ground state) is the one whose weights v_i correspond to the components of the eigenvector of the Generalized Eigenvalue Problem (GEVP)

$$C_{ij}(t)v_j = \lambda(t, t_0)C_{ij}(t_0)v_j, \quad C_{ij}(t) \equiv \frac{1}{aL} \sum_{t'} \langle \mathcal{O}_i(t-t') \mathcal{O}_j(t') \rangle \quad (2.7)$$

associated to the largest eigenvalue $\bar{\lambda}$ (we typically used $t_0/a = 1$, performing also some checks using $t_0/a = 2$). If we denote by \bar{v}_i the components of this eigenvector, the optimal correlator can be written as

$$\bar{C}_G(t) = C_{ij}(t)\bar{v}_i\bar{v}_j. \quad (2.8)$$

The mass of the ground state is then obtained by fitting the functional form

$$\bar{C}_G(t) = A_G [\exp\{-m_G t\} + \exp\{-m_G(aL - t)\}] \quad (2.9)$$

in a range where the t -dependent effective mass

$$am_G^{(\text{eff})}(t) = -\log \left[\frac{\bar{C}_G(t+a)}{\bar{C}_G(t)} \right] \quad (2.10)$$

exhibits a plateau as a function of the time separation t . Final errors on am_G were estimated by means of a standard binned jack-knife analysis.

3 Numerical results

3.1 Results for the SU(3) Yang–Mills theory

For $N = 3$ we performed simulations for 5 different values of the inverse lattice bare coupling β , corresponding to lattice spacings ranging from ~ 0.1 fm to ~ 0.05 fm. The lattice size L was chosen large enough to have $aL\sqrt{\sigma} \gtrsim 3.5$, in which case finite lattice size effects are expected to be negligible to our level of precision, see, e.g., Ref. [37]. As a further check that finite size effects are indeed negligible, we compare our estimates of $m_{0^{++}}/\sqrt{\sigma}$ at $\theta = 0$ with the results of Ref. [52], which have been obtained using larger lattices (with $aL\sqrt{\sigma} \sim 4 - 5$), finding perfect agreement.

Using the method described in Sec. 2.2, we computed the lightest glueball mass m_G and the torelon ground state mass m_{tor} for several values of the lattice parameter θ_L . For each value of β and θ_L we gathered a statistics of about $\mathcal{O}(60\text{k})$ thermalized configurations, separated from each other by 10 updating steps (1 step = 1 heat-bath and 4 over-relaxation sweeps of the whole lattice). The string tension is extracted from the torelon ground state mass m_{tor} by the usual formula [101]:

$$a^2\sigma(\theta) = \frac{am_{\text{tor}}(\theta)}{L} + \frac{\pi}{3L^2}, \quad (3.1)$$

and we explicitly verified that consistent results for s_2 (but not for $\sigma(\theta)$) are obtained by using simply $a^2\sigma(\theta) = am_{\text{tor}}(\theta)/L$. For this reason, we used Eq. (3.1), including the next-to-leading correction, to compute $a^2\sigma$ for all values of θ_L . The estimates of $m_G(\theta_L)$ and $\sigma(\theta_L)$ thus obtained for all the probed values of β and θ_L are reported for reference in App. B. In Fig. 1 we instead show a few examples of the obtained effective masses for the same coupling $\beta = 6.40$ and for two values of $\theta_L = 0$ and 8.

The dependence of the lightest glueball mass and of the string tension on θ_L can be parameterized, at leading order in θ_L , as (see Eq. (1.3)):

$$\begin{aligned} m_G(\theta_L) &= m_{0^{++}} [1 - (m_2 Z_Q^2) \theta_L^2 + \mathcal{O}(\theta_L^4)], \\ \sigma(\theta_L) &= \sigma [1 - (s_2 Z_Q^2) \theta_L^2 + \mathcal{O}(\theta_L^4)], \end{aligned} \quad (3.2)$$

where the relation $\theta^2 = -Z_Q^2\theta_L^2$ has been used, and Z_Q is the finite renormalization constant introduced in Sec. 2.1. The numerical value of Z_Q depends on β , and we used the values reported in Ref. [37] in all but one case, namely $\beta = 6.00$, in which case Z_Q has been estimated anew by using Eq. (2.6) on data at $\theta = 0$ (as in Ref. [37]).

To extract the values of m_2 and s_2 we performed a best fit of our data for $am_G(\theta_L)$ and $a^2\sigma(\theta_L)$ using the fit function

$$f(\theta_L) = A_1[1 + A_2\theta_L^2 + \mathcal{O}(\theta_L^4)], \quad (3.3)$$

where A_1 and A_2 are fit parameters. Examples of these fits are displayed in Fig. 2, from which it can be clearly seen that our data are perfectly described by the leading $\mathcal{O}(\theta_L^2)$ behavior. To exclude the presence of systematical errors induced by the higher-order $\mathcal{O}(\theta_L^4)$ terms, we performed several fits, varying the upper limit of the fit range. When lowering

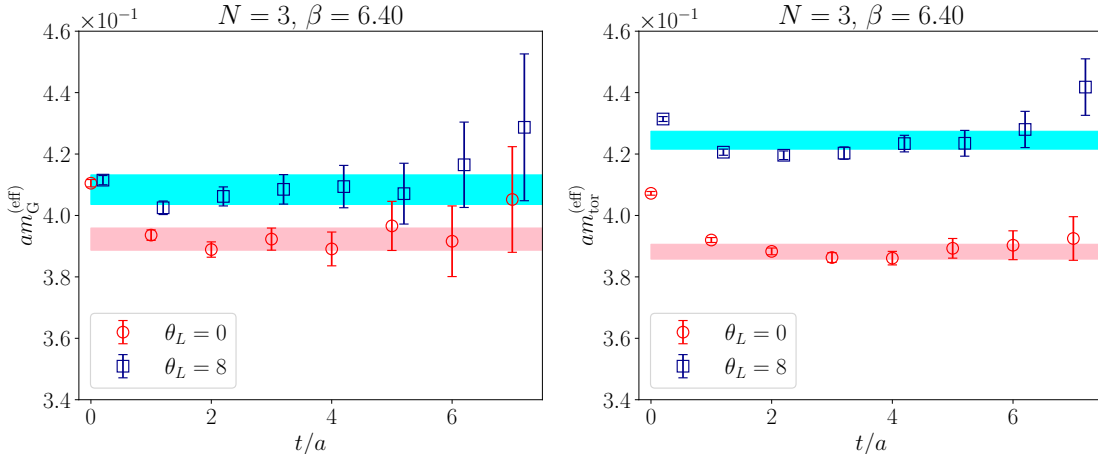


Figure 1. Examples of t -dependent effective masses obtained for the lightest glueball (left) and torelon (right) states for $N = 3$, $\beta = 6.40$ and $\theta_L = 0$ and 8 , computed using Eq. (2.10) and the method described in Sec. 2.2. Shaded bands represent our final results for a_G and am_{tor} , obtained from a best fit of the optimal correlator according to Eq. (2.9) for $t/a \geq 3$, i.e., in the range where effective masses exhibit a plateau.

L	β	Z_Q	$am_{0^{++}}$	m_2	$a^2\sigma$	s_2
16	5.95	0.12398(31)*	0.7461(45)	-0.0247(28)	0.05577(12)	-0.0426(11)
18	6.00	0.13554(39)	0.6937(44)	-0.0190(31)	0.04669(16)	-0.0419(20)
18	6.07	0.15062(62)*	0.6220(35)	-0.0248(33)	0.037079(89)	-0.0375(12)
22	6.20	0.1778(13)*	0.5213(55)	-0.0172(34)	0.02463(12)	-0.0363(20)
30	6.40	0.2083(29)*	0.3965(22)	-0.0118(16)	0.014135(46)	-0.0295(10)

Table 1. Summary of the results obtained for $N = 3$. The values of Z_Q denoted by an asterisk are from Ref. [37], while the value for $\beta = 6.00$ has been computed anew in this work.

the upper limit of the fit range, the errors on the optimal fit parameters increase, but their central values remain well consistent with those obtained by using the full available range, as can be seen from the example shown in Fig. 2. For this reason we report the results obtained by fitting all the available θ_L values.

Our estimates of m_2 and s_2 for $N = 3$ are summarized in Tab. 1. For comparison, in Ref. [46] the values of s_2 and m_2 were estimated by using simulations at $\theta = 0$, where $s_2 = -0.077(15)$ and $m_2 = -0.07(4)$ were obtained at $\beta = 6.00$. Bearing in mind that the methods employed for these results are very different, they appear to be in reasonable agreement. Moreover, they are based on a roughly equivalent statistics, which shows that the improvement in accuracy is a benefit of the computational strategy used in the present work.

Since $s_2 < 0$ the string tension increases when using simulations at imaginary θ , hence we do not expect to observe significant finite-size effects at $\theta_L \neq 0$. As a further check of the absence of finite-size effects we compared our results for the ratio $m_{0^{++}}/\sqrt{\sigma}$ (extracted

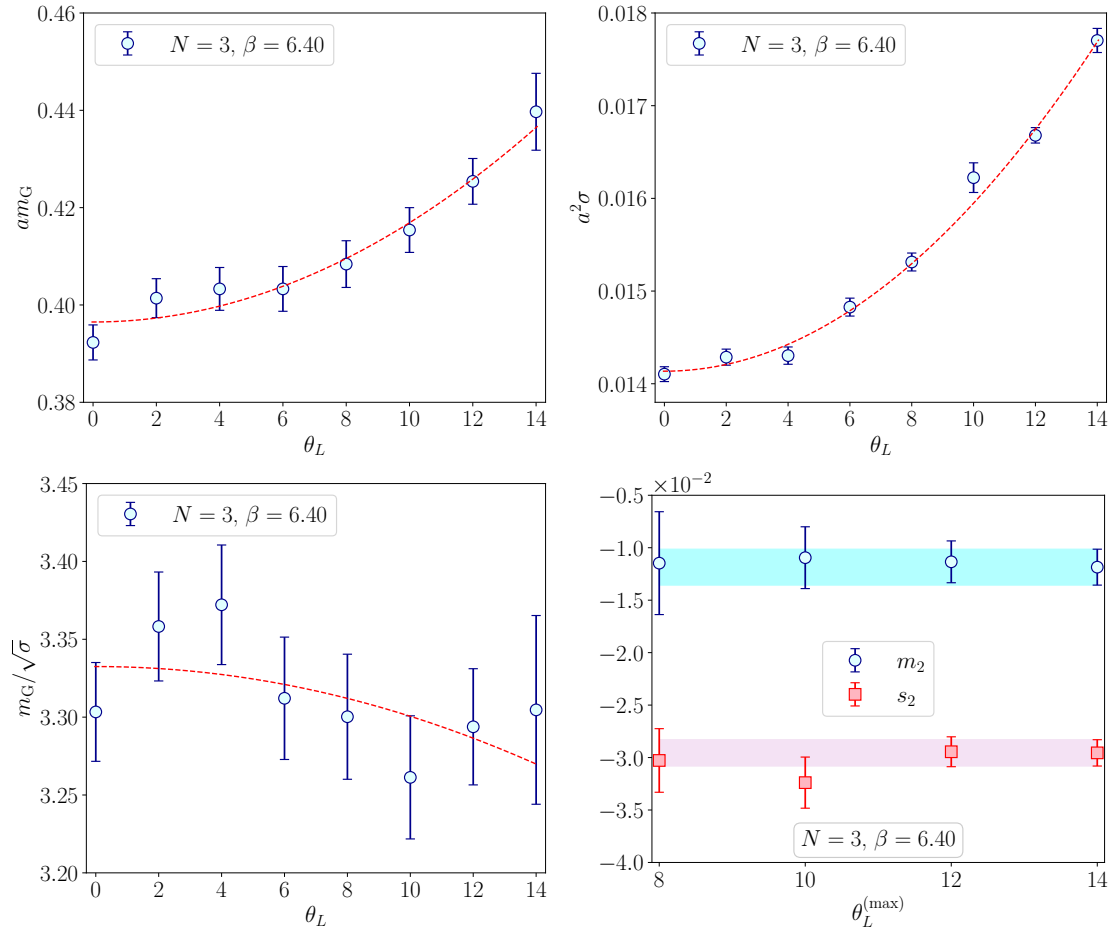


Figure 2. Results for $N = 3$ with $\beta = 6.40$. Examples of fits performed by using the functional form Eq. (3.3) for several quantities: (top left panel) the lightest glueball mass am_G , (top right panel) the string tension $a^2\sigma$, (bottom left panel) the ratio $m_G/\sqrt{\sigma}$. In the bottom right panel we show the dependence of the estimates of m_2 and s_2 on the upper limit of the fit range $\theta_L^{(\max)}$.

from a fit of Eq. (3.3)) with those obtained in Ref. [52] using significantly larger volumes. The comparison between these results is displayed in Fig. 3, from which it is clear that they are perfectly consistent with each other. In particular, assuming just $\mathcal{O}(a^2)$ corrections, we get the continuum limit

$$\frac{m_{0^{++}}}{\sqrt{\sigma}} = 3.398(25), \quad (3.4)$$

to be compared with $m_{0^{++}}/\sqrt{\sigma} = 3.405(21)$ reported in Ref. [52].

The continuum extrapolations of m_2 and s_2 are displayed in Fig. 3. These results are obviously consistent with the presence of just the leading $\mathcal{O}(a^2)$ finite- a corrections. We thus obtain the continuum extrapolated values

$$m_2 = -0.0083(23), \quad (\text{continuum extrapolated}), \quad (3.5)$$

$$s_2 = -0.0258(14), \quad (\text{continuum extrapolated}). \quad (3.6)$$

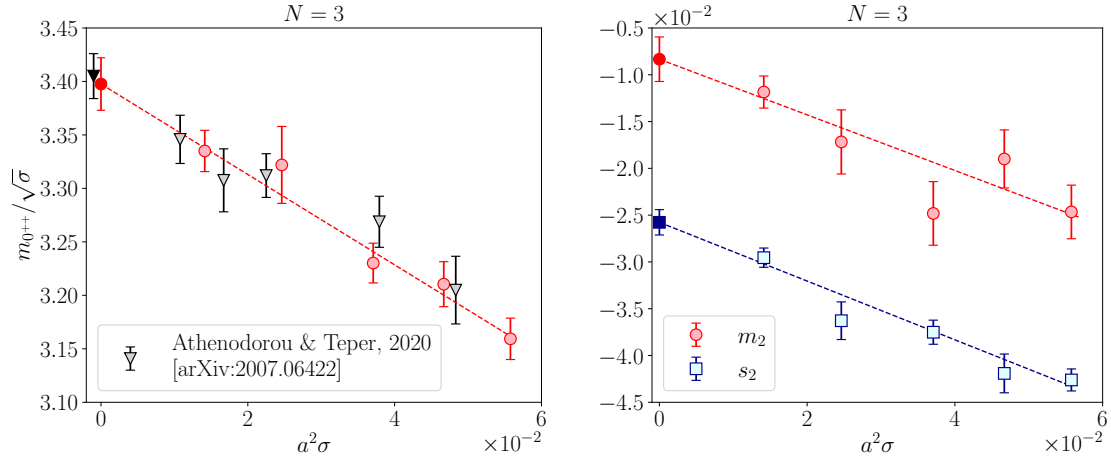


Figure 3. Left panel: continuum scaling of our $N = 3$ results for $m_{0++}/\sqrt{\sigma}$, compared with data reported in Ref. [52]. The dashed line is the result of a best fit of our data assuming $\mathcal{O}(a^2)$ scaling corrections. Right panel: continuum scaling of our $N = 3$ results for m_2 and s_2 and their continuum extrapolation assuming $\mathcal{O}(a^2)$ scaling corrections.

Remarkably, the continuum extrapolated value of s_2 is quite close to twice m_2 , which means that the dimensionless ratio $m_G(\theta)/\sqrt{\sigma(\theta)}$ is almost independent of θ . If we define g_2 by the equation

$$\frac{m_G(\theta)}{\sqrt{\sigma(\theta)}} = \frac{m_{0++}}{\sqrt{\sigma}} [1 + g_2 \theta^2 + \mathcal{O}(\theta^4)], \quad (3.7)$$

we indeed have the continuum result¹:

$$g_2 = m_2 - \frac{s_2}{2} = 0.0046(24), \quad (\text{continuum extrapolated}). \quad (3.8)$$

That the ratio $m_G(\theta)/\sqrt{\sigma(\theta)}$ is quite insensitive to the value of θ is also true at finite lattice spacing, as can be appreciated from the data reported in Tab. 1 and from the example displayed in Fig. 2.

Although we are not aware of any physical argument implying the vanishing of g_2 , this result could suggest that all dimensionless quantities are independent of θ . Such a strong statement can be however shown to be false. In Ref. [83] (see also [84, 85]), the θ -dependence of the SU(3) deconfinement critical temperature T_c was studied, and it was concluded that

$$T_c(\theta) = T_c [1 - R\theta^2 + \mathcal{O}(\theta^4)], \quad (3.9)$$

where T_c is the $\theta = 0$ critical temperature and

$$R = 0.0178(5). \quad (3.10)$$

¹We assume the statistical errors on s_2 and m_2 to be statistically independent, which is a reasonable guess since they come from very different channels.

This can be recast in units of $\sqrt{\sigma(\theta)}$ as:

$$\frac{T_c(\theta)}{\sqrt{\sigma(\theta)}} = \frac{T_c}{\sqrt{\sigma}} [1 - t_2 \theta^2 + \mathcal{O}(\theta^4)], \quad (3.11)$$

with (using Eq. (3.6))

$$t_2 = R + \frac{s_2}{2} = 0.0049(9), \quad (3.12)$$

which is definitely different from zero.

3.2 Results for the SU(6) Yang–Mills theory

The general strategy adopted at $N = 6$ is the same as for the case $N = 3$. However, obtaining precise results in this case has proven to be a much more challenging task. We thus focused on just two values of the bare inverse lattice coupling, namely $\beta = 25.056$ and $\beta = 25.452$, corresponding to quite fine lattice spacings. Obviously, using estimates at only two values of the lattice spacing prevents us from performing a reliable continuum extrapolation in this case.

The use of the PTBC algorithm was instrumental in reducing the auto-correlation time of Monte Carlo simulations. In particular, for the two values of β considered in this work, the PTBC algorithm allows to reduce the integrated auto-correlation time of the topological modes (at constant CPU time) by a factor of ~ 20 for $\beta = 25.056$ [59], and by a factor of ~ 60 for $\beta = 25.452$ [90]. In simulations performed at inverse coupling $\beta = 25.056$ we produced and stored $\mathcal{O}(20\text{k})$ thermalized configurations at $\theta = 0$ and $\mathcal{O}(13\text{k})$ configuration for each non-zero θ value, while for simulations at inverse coupling $\beta = 25.452$ we produced and stored $\mathcal{O}(5\text{k})$ thermalized configurations for each non-zero value of θ (for $\theta = 0$ we used results from a previous study, see Ref. [90]). In all cases, measurements were performed every 10 parallel tempering steps, using the same setup already adopted in Refs. [59, 90], to which we refer for more details.

Our results at $N = 6$ for m_2 and s_2 are summarized in Tab. 2, while all raw data for $m_G(\theta_L)$ and $\sigma(\theta_L)$ can be found in App. B. As it is clear from data in Tab. 2, and from the example shown in Fig. 4, the θ dependence of $m_G(\theta)$ and $\sigma(\theta)$ is much milder at $N = 6$ than it is at $N = 3$. In particular, we can only provide upper bounds for m_2 . This behavior is compatible with the expectation that m_2 and s_2 are suppressed in the large- N limit.

The accuracy of the data collected at $N = 6$ is not sufficient to directly test the expected [46] $1/N^2$ behavior of m_2 and s_2 . However, our data are definitely consistent with this scaling law, as can be appreciated from Fig. 5, where $N^2 m_2$ and $N^2 s_2$ are plotted together for $N = 3, 6$ as a function of σa^2 . To describe the large- N behavior we can define the parameters \bar{s}_2 and \bar{m}_2 by:

$$s_2 \simeq \bar{s}_2/N^2 + \mathcal{O}(N^{-4}), \quad m_2 \simeq \bar{m}_2/N^2 + \mathcal{O}(N^{-4}). \quad (3.13)$$

Assuming the leading order large- N scaling to be accurate already for $N \geq 3$, as is the case for other $\mathcal{O}(\theta^2)$ quantities [59, 85], we can estimate these parameters using the results obtained for $N = 3$:

$$\bar{s}_2 \simeq -0.23(1), \quad \bar{m}_2 \simeq -0.075(20). \quad (3.14)$$

L	β	Z_Q	$am_{0^{++}}$	m_2	$a^2\sigma$	s_2
14	25.056	0.12053(88)*	0.7369(75)	-0.0004(55)	0.06278(27)	-0.0117(21)
16	25.452	0.13834(46)	0.6297(64)	-0.0088(64)	0.04467(25)	-0.0084(26)

Table 2. Summary of the results obtained for $N = 6$. The value of Z_Q denoted by an asterisk is from Ref. [59], while the value for $\beta = 25.452$ has been computed anew in this work.

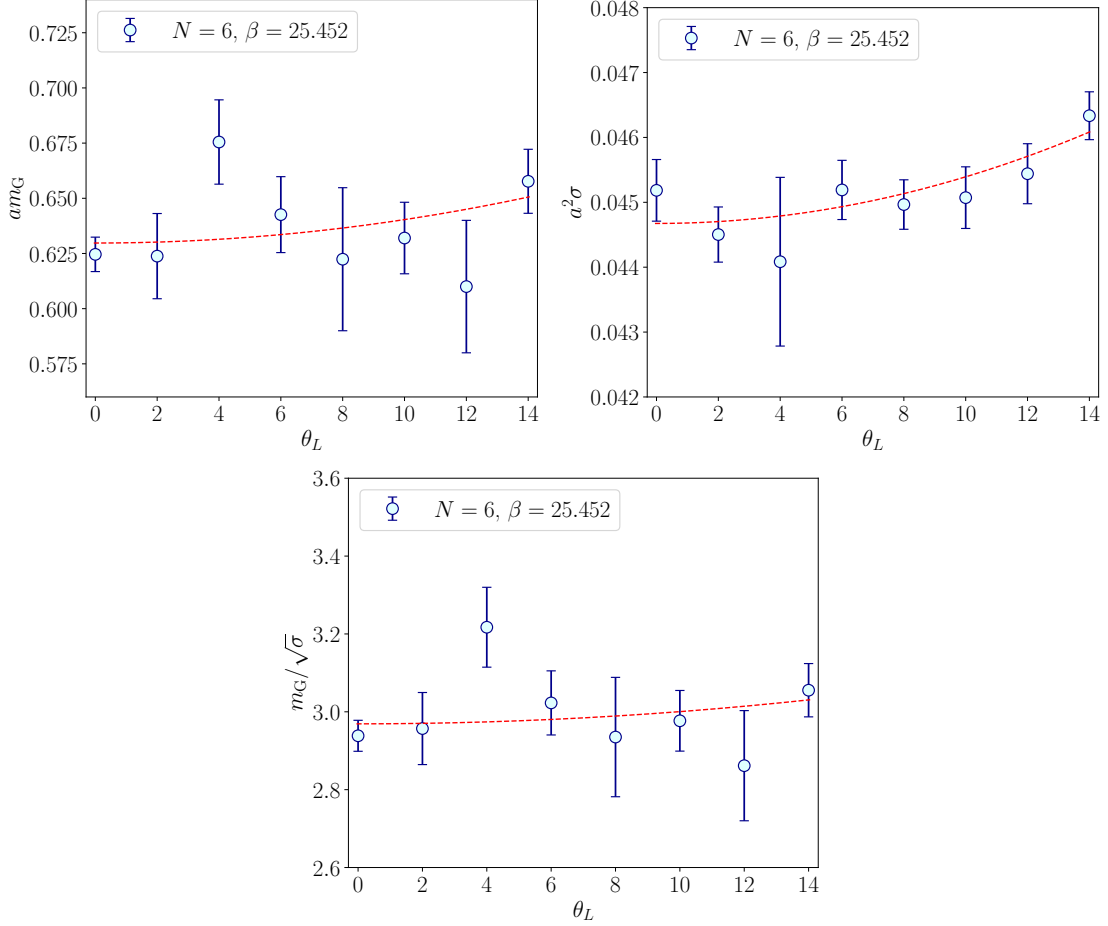


Figure 4. Results for $N = 6$ with $\beta = 25.452$. Examples of fits performed by using the functional form Eq. (3.3) for several quantities: (top left panel) the lightest glueball mass am_G , (top right panel) the string tension $a^2\sigma$, (bottom panel) the ratio $m_G/\sqrt{\sigma}$.

4 Conclusions

In this paper we presented a novel investigation of the θ -dependence of the spectrum of four-dimensional $SU(N)$ Yang–Mills theories. In particular, we focused on the leading order $\mathcal{O}(\theta^2)$ dependence of the string tension $\sigma(\theta)$ and of the lightest glueball state $m_G(\theta)$, and estimated the value of the parameters s_2 and m_2 defined in Eq. (1.3). The present study has been carried out by means of lattice simulations performed at imaginary values of the topological θ -angle, using the so called *analytic continuation* approach. This approach

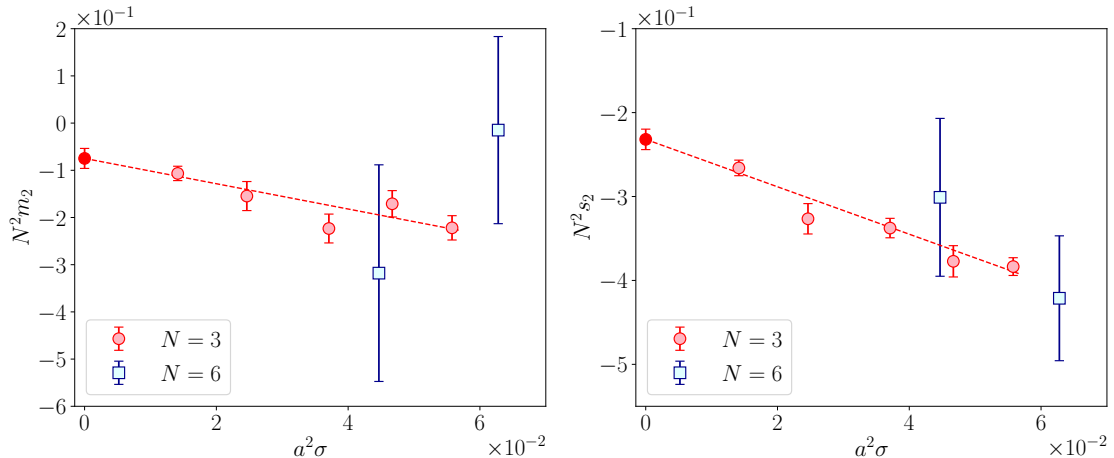


Figure 5. Continuum scaling of $N^2 m_2$ and $N^2 s_2$ for $N = 3$ and $N = 6$.

proved to be extremely effective in reducing statistical uncertainties with respect to the previously adopted Taylor expansion method.

Our main results have been obtained for the $N = 3$ theory, for which we were able to perform a controlled continuum extrapolation of m_2 and s_2 , with the results:

$$m_2(N = 3) = -0.0083(23), \quad (4.1)$$

$$s_2(N = 3) = -0.0258(14). \quad (4.2)$$

The case $N = 6$ was much more challenging, as expected *a priori*. Larger auto-correlation times make numerical simulations particularly demanding. Moreover, the values of m_2 and s_2 at $N = 6$ are expected (by large- N scaling) to be suppressed by a factor ≈ 4 with respect to their value at $N = 3$. To address the first problem we used the Parallel Tempering on Boundary Conditions algorithm, and yet the best we could do was to estimate the values of m_2 and s_2 for only two values of the lattice spacing, although two quite fine ones.

Due to the limited accuracy of the results at $N = 6$, we cannot perform a stringent test of the expected $\mathcal{O}(N^{-2})$ behavior of m_2 and s_2 . However, our data are definitely consistent with this expectation. Based on our previous experiences with $\mathcal{O}(\theta^2)$ corrections (see, e.g., Refs. [59, 85]), it is natural to expect the large- N scaling of m_2 and s_2 to be well approximated by the leading $\mathcal{O}(N^{-2})$ behavior already for $N = 3$; using this assumption we get for the coefficients \bar{s}_2 and \bar{m}_2 defined in Eq. (3.13) the estimates

$$\bar{s}_2 \simeq -0.23(1), \quad \bar{m}_2 \simeq -0.075(20). \quad (4.3)$$

As noted in the introduction, the parameters m_2 and s_2 , which parameterize the leading order θ -dependence of the spectrum, also parameterize the way in which the lightest glueball mass and the string tension are affected by the topological freezing, i.e., the systematics induced by using for their estimation an ensemble of gauge configurations with fixed topological charge. Such a quantitative information is very useful. Indeed, given the

very fast growth of the integrated auto-correlation time of the topological charge as the continuum limit is approached, it is quite common to perform simulations at fixed $Q = 0$ with large- N gauge groups. Using our results in Eq. (4.3) and the general formula Eq. (1.5), it is possible to estimate the bias induced by using a fixed topological background. It turns out that already modestly large volumes are sufficient to have a negligible bias: considering for example the case $N = 3$, in which case $\chi^{1/4}$ is roughly equal to 1 fm^{-1} (see, e.g., [102]), we have

$$\left. \frac{\Delta m_{0^{++}}}{m_{0^{++}}} \right|_{N=3} \approx \frac{m_2}{2\chi V} \approx -0.08\% \quad (4.4)$$

for $V \simeq (1.5 \text{ fm})^4$. Using larger values of N this estimate becomes drastically more favorable, since the topological susceptibility changes only slightly (see, e.g., Refs. [34, 38, 59]), while m_2 scales as $1/N^2$. These estimates constitute an independent confirmation of the results obtained in Ref. [90], with the advantage of providing a quantitative upper bound to the accuracy that can be achieved when using simulations at fixed topological sector.

The results presented in this paper can be extended quite naturally in several different ways. One possibility is to accurately investigate s_2 and m_2 for $N > 3$, in order to quantitatively assess the N dependence of these coefficients. From the previous discussion it should be clear that this is not an easy task, and some ideas are required to further improve the signal-to-noise ratio. A second possibility is to study the excited glueball spectrum. In particular, it would be very interesting to understand (both theoretically and numerically) how the $\mathcal{O}(\theta^2)$ correction to the mass depends on the state considered. Indeed, these corrections can not be all independent from each other, since they are indirectly related to the θ -dependence of the free energy in the confined phase. This can be easily understood by using hadron resonance gas models like, e.g., those discussed in [103, 104], where it was shown that a determination of the glueball masses is sufficient to obtain quantitatively accurate estimates of thermodynamical quantities. Finally, it would be very interesting to study models in which s_2 and m_2 or, more generally, the θ -dependence of the spectrum, can be investigated analytically (and is non-trivial). Two-dimensional CP^{N-1} models are natural candidates.

Acknowledgements

The work of C. Bonanno is supported by the Spanish Research Agency (Agencia Estatal de Investigación) through the grant IFT Centro de Excelencia Severo Ochoa CEX2020-001007-S and, partially, by grant PID2021-127526NB-I00, both funded by MCIN/AEI/10.13039/501100011033. C. Bonanno also acknowledges support from the project H2020-MSCA-ITN-2018-813942 (EuroPLEx) and the EU Horizon 2020 research and innovation programme, STRONG-2020 project, under grant agreement No 824093. The work of D. Vadacchino is supported by STFC under Consolidated Grant No. ST/X000680/1. Numerical calculations have been performed on the *Galileo100* machine at Cineca, based on the project *IscrB.ITDGBM*, on the *Marconi* machine at Cineca based on the agreement

between INFN and Cineca (under project INF22_npqcd), and on the Plymouth University cluster.

Appendix

A Two-dimensional $U(N)$ Yang–Mills theories

Two-dimensional Yang–Mills theories are particularly simple to investigate in the thermodynamic limit: neglecting boundary conditions, we can fix $U_1(x) = 1$ on all the sites and $U_2(x) = 1$ along a single line at constant x_1 . In this way it is simple to show, using the invariance properties of the Haar measure, that link integrals can be traded for plaquette integrals and the theory reduces to a single-plaquette model [105].

Using for the topological charge density the definition [8]

$$q(x) = \frac{1}{2\pi} \arg \det(\Pi_{12}(x)) , \quad (\text{A.1})$$

where $\Pi_{12}(x)$ denotes the plaquette in position x , the string tension at inverse 't Hooft lattice coupling $\lambda = \beta/(2N^2)$ can be written as [105]

$$\begin{aligned} \sigma(N, \lambda, \theta) &= -\log \left(\frac{1}{Z_{1p}(N, \lambda, \theta)} \int dW \frac{1}{N} \text{tr}(W) e^{N\lambda \text{tr}(W+W^\dagger) + \frac{\theta}{2\pi} \text{tr} \log(W)} \right) \\ &= -\log \left(\frac{1}{2N^2} \frac{d}{d\lambda} \log Z_{1p}(N, \lambda, \theta) \right) , \end{aligned} \quad (\text{A.2})$$

where dW is the Haar measure on $U(N)$ and

$$Z_{1p}(N, \lambda, \theta) = \int dW e^{N\lambda \text{tr}(W+W^\dagger) + \frac{\theta}{2\pi} \text{tr} \log(W)} . \quad (\text{A.3})$$

It is also simple to show that the connected correlator of two plaquette identically vanishes whenever the two plaquettes are not coincident, hence no finite glueball mass can be defined.

Using the Weyl form of the Haar measure for class functions, it is possible to rewrite, using manipulations completely analogous to those used in [105, 106], the single-plaquette partition function as a $N \times N$ determinant [8]

$$Z_{1p}(N, \lambda, \theta) = \det \left(\mathcal{I}_{i-j + \frac{\theta}{2\pi}}(2N\lambda) \right) , \quad i, j = 1, \dots, N , \quad (\text{A.4})$$

where the functions $\mathcal{I}_\nu(x)$ are defined by

$$\mathcal{I}_\nu(x) = \frac{1}{2\pi} \int_{-\pi}^{\pi} e^{i\nu\phi} e^{x \cos \phi} d\phi . \quad (\text{A.5})$$

We thus have (for $k, j = 1, \dots, N$)

$$Z_{1p}(N, \lambda, \theta) = \int \det \left[e^{i\phi_j(k-j)} \right] e^{i\frac{\theta}{2\pi} \sum_j \phi_j} e^{2N\lambda \sum_j \cos \phi_j} \prod \frac{d\phi_j}{2\pi} , \quad (\text{A.6})$$

and to study the leading behavior in the limit $\lambda \rightarrow \infty$ it is sufficient to replace $\cos \phi_j$ by $1 - \frac{1}{2}\phi_j^2$ in the exponentials, obtaining

$$Z_{1p}(N, \lambda \gg 1, \theta) = \left(\frac{e^{2\lambda N}}{\sqrt{4\pi\lambda N}} \right)^N \det \left[e^{-\frac{1}{4N\lambda} \left(k-j + \frac{\theta}{2\pi} \right)^2} \right]. \quad (\text{A.7})$$

By using the multi-linearity of the determinant we can rewrite this expression as follows

$$\begin{aligned} Z_{1p}(N, \lambda \gg 1, \theta) &= \left(\frac{e^{2\lambda N}}{\sqrt{4\pi\lambda N}} \right)^N \det \left[e^{-\frac{1}{4N\lambda} (k-j)^2} \right] \exp \left\{ -\frac{1}{4\lambda} \left(\frac{\theta}{2\pi} \right)^2 \right\} = \\ &= Z_{1p}(N, \lambda \gg 1, \theta = 0) \exp \left\{ -\frac{1}{4\lambda} \left(\frac{\theta}{2\pi} \right)^2 \right\}, \end{aligned} \quad (\text{A.8})$$

where

$$Z_{1p}(N, \lambda \gg 1, \theta = 0) = \left(\frac{e^{2\lambda N}}{\sqrt{4\pi\lambda N}} \right)^N e^{-\frac{1}{2\lambda N} \sum_{k=1}^N k^2} \det \left[e^{-\frac{jk}{2N\lambda}} \right], \quad (\text{A.9})$$

and the remaining determinant can be related to a Vandermonde determinant. Using these expressions in Eq. (A.2) we see that for $\lambda \gg 1$ we have

$$\frac{d}{d\lambda} \log Z_{1p}(N, \lambda \gg 1, \theta = 0) = 2N^2 - \frac{N}{2\lambda} + o(\lambda^{-1}), \quad (\text{A.10})$$

and to reliably estimate subleading terms we should go beyond the leading order expansion of Eq. (A.4). The $\theta \neq 0$ contribution is the subleading N -independent correction $\frac{\theta^2}{16\pi^2\lambda^2}$, hence the continuum string tension does not depend on θ .

B Raw data for four-dimensional SU(3) and SU(6) Yang–Mills theories

In this appendix we collect all the results obtained for $am_G(\theta_L)$ and $a^2\sigma(\theta_L)$ at the different values of the inverse lattice coupling β for $N = 3$ (Tab. 3) and $N = 6$ (Tab. 4).

θ_L	am_G	$a^2\sigma$
$N = 3, L = 16, \beta = 5.95$		
0	0.7487(62)	0.05576(19)
2	0.7409(15)	0.05478(43)
4	0.7560(15)	0.05652(23)
6	0.7473(14)	0.05718(20)
8	0.7589(72)	0.05816(45)
10	0.804(16)	0.05961(23)
12	0.7892(71)	0.06097(22)
14	0.7922(77)	0.06283(24)
16	0.8231(76)	0.06515(26)
$N = 3, L = 18, \beta = 6.00$		
0	0.6865(61)	0.04659(31)
5	0.7008(65)	0.04757(17)
8	0.744(12)	0.04930(19)
10	0.7190(67)	0.05014(19)
12	0.7301(62)	0.05155(21)
14	0.7364(64)	0.05475(46)
$N = 3, L = 18, \beta = 6.07$		
0	0.6261(45)	0.03710(11)
5	0.6296(55)	0.03787(14)
8	0.6417(55)	0.03898(24)
10	0.6495(57)	0.04027(14)
12	0.676(11)	0.04149(15)
14	0.707(11)	0.04357(28)
$N = 3, L = 22, \beta = 6.20$		
0	0.5187(78)	0.02425(23)
5	0.5312(78)	0.02543(15)
8	0.5410(85)	0.02653(10)
10	0.5482(83)	0.02760(29)
12	0.5576(92)	0.02839(30)
14	0.5792(98)	0.03036(20)
$N = 3, L = 30, \beta = 6.40$		
0	0.3923(36)	0.014104(80)
2	0.4014(40)	0.014297(87)
4	0.4033(44)	0.014304(93)
6	0.4033(46)	0.014837(97)
8	0.4084(48)	0.015314(97)
10	0.4154(46)	0.01622(16)
12	0.4254(47)	0.016680(83)
14	0.4397(79)	0.01770(13)

Table 3. Summary of all obtained results for $N = 3$.

θ_L	am_G	$a^2\sigma$
$N = 6, L = 14, \beta = 25.056$		
0	0.748(11)	0.06137(77)
2	0.757(27)	0.06351(44)
4	0.761(27)	0.06307(44)
6	0.717(15)	0.06261(97)
8	0.725(13)	0.06241(99)
10	0.679(25)	0.06256(95)
12	0.811(31)	0.06426(50)
14	0.742(13)	0.06559(47)
16	0.735(16)	0.06530(45)
$N = 6, L = 16, \beta = 25.452$		
0	0.6246(78)	0.04518(48)
2	0.624(19)	0.04450(43)
4	0.676(19)	0.0441(13)
6	0.643(17)	0.04519(46)
8	0.622(32)	0.04496(38)
10	0.632(16)	0.04507(48)
12	0.610(30)	0.04544(46)
14	0.658(15)	0.04633(37)

Table 4. Summary of all obtained results for $N = 6$.

References

- [1] S. Coleman, *Aspects of Symmetry: Selected Erice Lectures*. Cambridge University Press, Cambridge, U.K., 1985.
- [2] R. Jackiw, *Introduction to the Yang-Mills Quantum Theory*, *Rev. Mod. Phys.* **52** (1980) 661.
- [3] D. J. Gross, R. D. Pisarski and L. G. Yaffe, *QCD and Instantons at Finite Temperature*, *Rev. Mod. Phys.* **53** (1981) 43.
- [4] T. Schäfer and E. V. Shuryak, *Instantons in QCD*, *Rev. Mod. Phys.* **70** (1998) 323 [[hep-ph/9610451](#)].
- [5] A. D’Adda, M. Lüscher and P. Di Vecchia, *A $1/N$ Expandable Series of Nonlinear Sigma Models with Instantons*, *Nucl. Phys. B* **146** (1978) 63.
- [6] E. Witten, *Instantons, the Quark Model, and the $1/N$ Expansion*, *Nucl. Phys. B* **149** (1979) 285.
- [7] T. G. Kovacs, E. T. Tomboulis and Z. Schram, *Topology on the lattice: 2-d Yang-Mills theories with a theta term*, *Nucl. Phys. B* **454** (1995) 45 [[hep-th/9505005](#)].
- [8] C. Bonati and P. Rossi, *Topological susceptibility of two-dimensional $U(N)$ gauge theories*, *Phys. Rev. D* **99** (2019) 054503 [[1901.09830](#)].
- [9] C. Bonati and P. Rossi, *Topological effects in continuum two-dimensional $U(N)$ gauge theories*, *Phys. Rev. D* **100** (2019) 054502 [[1908.07476](#)].
- [10] D. Gaiotto, A. Kapustin, Z. Komargodski and N. Seiberg, *Theta, Time Reversal, and Temperature*, *JHEP* **05** (2017) 091 [[1703.00501](#)].

- [11] C. Bonati and M. D’Elia, *Topological critical slowing down: variations on a toy model*, *Phys. Rev. E* **98** (2018) 013308 [[1709.10034](#)].
- [12] P. Di Vecchia and G. Veneziano, *Chiral Dynamics in the Large N Limit*, *Nucl. Phys. B* **171** (1980) 253.
- [13] G. Grilli di Cortona, E. Hardy, J. Pardo Vega and G. Villadoro, *The QCD axion, precisely*, *JHEP* **01** (2016) 034 [[1511.02867](#)].
- [14] A. Boccaletti and D. Nogradi, *The semi-classical approximation at high temperature revisited*, *JHEP* **03** (2020) 045 [[2001.03383](#)].
- [15] C. Bonati, M. D’Elia, M. Mariti, G. Martinelli, M. Mesiti, F. Negro et al., *Axion phenomenology and θ -dependence from $N_f = 2 + 1$ lattice QCD*, *JHEP* **03** (2016) 155 [[1512.06746](#)].
- [16] P. Petreczky, H.-P. Schadler and S. Sharma, *The topological susceptibility in finite temperature QCD and axion cosmology*, *Phys. Lett. B* **762** (2016) 498 [[1606.03145](#)].
- [17] J. Frison, R. Kitano, H. Matsufuru, S. Mori and N. Yamada, *Topological susceptibility at high temperature on the lattice*, *JHEP* **09** (2016) 021 [[1606.07175](#)].
- [18] S. Borsanyi et al., *Calculation of the axion mass based on high-temperature lattice quantum chromodynamics*, *Nature* **539** (2016) 69 [[1606.07494](#)].
- [19] C. Bonati, M. D’Elia, G. Martinelli, F. Negro, F. Sanfilippo and A. Todaro, *Topology in full QCD at high temperature: a multicanonical approach*, *JHEP* **11** (2018) 170 [[1807.07954](#)].
- [20] F. Burger, E.-M. Ilgenfritz, M. P. Lombardo and A. Trunin, *Chiral observables and topology in hot QCD with two families of quarks*, *Phys. Rev. D* **98** (2018) 094501 [[1805.06001](#)].
- [21] TWQCD collaboration, Y.-C. Chen, T.-W. Chiu and T.-H. Hsieh, *Topological susceptibility in finite temperature QCD with physical ($u/d,s,c$) domain-wall quarks*, *Phys. Rev. D* **106** (2022) 074501 [[2204.01556](#)].
- [22] A. Athenodorou, C. Bonanno, C. Bonati, G. Clemente, F. D’Angelo, M. D’Elia et al., *Topological susceptibility of $N_f = 2 + 1$ QCD from staggered fermions spectral projectors at high temperatures*, *JHEP* **10** (2022) 197 [[2208.08921](#)].
- [23] B. Alles, M. D’Elia and A. Di Giacomo, *Topological susceptibility at zero and finite T in $SU(3)$ Yang-Mills theory*, *Nucl. Phys. B* **494** (1997) 281 [[hep-lat/9605013](#)].
- [24] B. Alles, M. D’Elia and A. Di Giacomo, *Topology at zero and finite T in $SU(2)$ Yang-Mills theory*, *Phys. Lett. B* **412** (1997) 119 [[hep-lat/9706016](#)].
- [25] L. Del Debbio, L. Giusti and C. Pica, *Topological susceptibility in the $SU(3)$ gauge theory*, *Phys. Rev. Lett.* **94** (2005) 032003 [[hep-th/0407052](#)].
- [26] L. Del Debbio, H. Panagopoulos and E. Vicari, *θ dependence of $SU(N)$ gauge theories*, *JHEP* **08** (2002) 044 [[hep-th/0204125](#)].
- [27] M. D’Elia, *Field theoretical approach to the study of theta dependence in Yang-Mills theories on the lattice*, *Nucl. Phys. B* **661** (2003) 139 [[hep-lat/0302007](#)].
- [28] B. Lucini, M. Teper and U. Wenger, *Topology of $SU(N)$ gauge theories at $T \simeq 0$ and $T \simeq T_c$* , *Nucl. Phys. B* **715** (2005) 461 [[hep-lat/0401028](#)].
- [29] L. Giusti, S. Petrarca and B. Taglienti, *θ dependence of the vacuum energy in the $SU(3)$ gauge theory from the lattice*, *Phys. Rev. D* **76** (2007) 094510 [[0705.2352](#)].

- [30] E. Vicari and H. Panagopoulos, θ dependence of $SU(N)$ gauge theories in the presence of a topological term, *Phys. Rept.* **470** (2009) 93 [[0803.1593](#)].
- [31] H. Panagopoulos and E. Vicari, *The 4D $SU(3)$ gauge theory with an imaginary θ term*, *JHEP* **11** (2011) 119 [[1109.6815](#)].
- [32] C. Bonati, M. D’Elia, H. Panagopoulos and E. Vicari, *Change of θ Dependence in 4D $SU(N)$ Gauge Theories Across the Deconfinement Transition*, *Phys. Rev. Lett.* **110** (2013) 252003 [[1301.7640](#)].
- [33] M. Cè, C. Consonni, G. P. Engel and L. Giusti, *Non-Gaussianities in the topological charge distribution of the $SU(3)$ Yang–Mills theory*, *Phys. Rev. D* **92** (2015) 074502 [[1506.06052](#)].
- [34] M. Cè, M. Garcia Vera, L. Giusti and S. Schaefer, *The topological susceptibility in the large- N limit of $SU(N)$ Yang–Mills theory*, *Phys. Lett. B* **762** (2016) 232 [[1607.05939](#)].
- [35] E. Berkowitz, M. I. Buchoff and E. Rinaldi, *Lattice QCD input for axion cosmology*, *Phys. Rev. D* **92** (2015) 034507 [[1505.07455](#)].
- [36] S. Borsanyi, M. Dierigl, Z. Fodor, S. Katz, S. Mages, D. Nogradi et al., *Axion cosmology, lattice QCD and the dilute instanton gas*, *Phys. Lett. B* **752** (2016) 175 [[1508.06917](#)].
- [37] C. Bonati, M. D’Elia and A. Scapellato, *θ dependence in $SU(3)$ Yang–Mills theory from analytic continuation*, *Phys. Rev. D* **93** (2016) 025028 [[1512.01544](#)].
- [38] C. Bonati, M. D’Elia, P. Rossi and E. Vicari, *θ dependence of 4D $SU(N)$ gauge theories in the large- N limit*, *Phys. Rev. D* **94** (2016) 085017 [[1607.06360](#)].
- [39] C. Bonati, M. Cardinali and M. D’Elia, *θ dependence in trace deformed $SU(3)$ Yang–Mills theory: a lattice study*, *Phys. Rev. D* **98** (2018) 054508 [[1807.06558](#)].
- [40] C. Bonati, M. Cardinali, M. D’Elia and F. Mazziotti, *θ -dependence and center symmetry in Yang–Mills theories*, *Phys. Rev. D* **101** (2020) 034508 [[1912.02662](#)].
- [41] E. Witten, *Current Algebra Theorems for the $U(1)$ Goldstone Boson*, *Nucl. Phys. B* **156** (1979) 269.
- [42] G. Veneziano, *$U(1)$ Without Instantons*, *Nucl. Phys. B* **159** (1979) 213.
- [43] K. Kawarabayashi and N. Ohta, *The Problem of η in the Large N Limit: Effective Lagrangian Approach*, *Nucl. Phys. B* **175** (1980) 477.
- [44] E. Witten, *Large N Chiral Dynamics*, *Annals Phys.* **128** (1980) 363.
- [45] M. Campostrini and P. Rossi, *$1/N$ expansion of the topological susceptibility in the CP^{N-1} models*, *Phys. Lett. B* **272** (1991) 305.
- [46] L. Del Debbio, G. M. Manca, H. Panagopoulos, A. Skouroupathis and E. Vicari, *θ -dependence of the spectrum of $SU(N)$ gauge theories*, *JHEP* **06** (2006) 005 [[hep-th/0603041](#)].
- [47] P. Rossi, *Effective Lagrangian of CP^{N-1} models in the large N limit*, *Phys. Rev. D* **D94** (2016) 045013 [[1606.07252](#)].
- [48] E. Vicari, *Monte Carlo simulation of lattice CP^{N-1} models at large N* , *Phys. Lett. B* **309** (1993) 139 [[hep-lat/9209025](#)].
- [49] C. Bonanno, C. Bonati and M. D’Elia, *Topological properties of CP^{N-1} models in the large- N limit*, *JHEP* **01** (2019) 003 [[1807.11357](#)].

- [50] M. Berni, C. Bonanno and M. D’Elia, *Large- N expansion and θ -dependence of 2d CP^{N-1} models beyond the leading order*, *Phys. Rev. D* **100** (2019) 114509 [[1911.03384](#)].
- [51] B. Lucini, M. Teper and U. Wenger, *Glueballs and k -strings in $SU(N)$ gauge theories: Calculations with improved operators*, *JHEP* **06** (2004) 012 [[hep-lat/0404008](#)].
- [52] A. Athenodorou and M. Teper, *The glueball spectrum of $SU(3)$ gauge theory in $3 + 1$ dimensions*, *JHEP* **11** (2020) 172 [[2007.06422](#)].
- [53] A. Athenodorou and M. Teper, *$SU(N)$ gauge theories in $3+1$ dimensions: glueball spectrum, string tensions and topology*, *JHEP* **12** (2021) 082 [[2106.00364](#)].
- [54] D. Vadacchino, *A review on Glueball hunting*, [2305.04869](#).
- [55] B. Alles, G. Boyd, M. D’Elia, A. Di Giacomo and E. Vicari, *Hybrid Monte Carlo and topological modes of full QCD*, *Phys. Lett. B* **389** (1996) 107 [[hep-lat/9607049](#)].
- [56] L. Del Debbio, G. M. Manca and E. Vicari, *Critical slowing down of topological modes*, *Phys. Lett. B* **594** (2004) 315 [[hep-lat/0403001](#)].
- [57] ALPHA collaboration, S. Schaefer, R. Sommer and F. Virotta, *Critical slowing down and error analysis in lattice QCD simulations*, *Nucl. Phys. B* **845** (2011) 93 [[1009.5228](#)].
- [58] M. Hasenbusch, *Fighting topological freezing in the two-dimensional CP^{N-1} model*, *Phys. Rev. D* **96** (2017) 054504 [[1706.04443](#)].
- [59] C. Bonanno, C. Bonati and M. D’Elia, *Large- N $SU(N)$ Yang-Mills theories with milder topological freezing*, *JHEP* **03** (2021) 111 [[2012.14000](#)].
- [60] R. Brower, S. Chandrasekharan, J. W. Negele and U. J. Wiese, *QCD at fixed topology*, *Phys. Lett. B* **560** (2003) 64 [[hep-lat/0302005](#)].
- [61] S. Aoki, H. Fukaya, S. Hashimoto and T. Onogi, *Finite volume QCD at fixed topological charge*, *Phys. Rev. D* **76** (2007) 054508 [[0707.0396](#)].
- [62] M. Campostrini, A. Di Giacomo and H. Panagopoulos, *The Topological Susceptibility on the Lattice*, *Phys. Lett. B* **212** (1988) 206.
- [63] B. Berg, *Dislocations and Topological Background in the Lattice $O(3)$ σ Model*, *Phys. Lett. B* **104** (1981) 475.
- [64] Y. Iwasaki and T. Yoshie, *Instantons and Topological Charge in Lattice Gauge Theory*, *Phys. Lett. B* **131** (1983) 159.
- [65] S. Itoh, Y. Iwasaki and T. Yoshie, *Stability of Instantons on the Lattice and the Renormalized Trajectory*, *Phys. Lett. B* **147** (1984) 141.
- [66] M. Teper, *Instantons in the Quantized $SU(2)$ Vacuum: A Lattice Monte Carlo Investigation*, *Phys. Lett. B* **162** (1985) 357.
- [67] E.-M. Ilgenfritz, M. Laursen, G. Schierholz, M. Müller-Preussker and H. Schiller, *First Evidence for the Existence of Instantons in the Quantized $SU(2)$ Lattice Vacuum*, *Nucl. Phys. B* **268** (1986) 693.
- [68] M. Campostrini, A. Di Giacomo, H. Panagopoulos and E. Vicari, *Topological Charge, Renormalization and Cooling on the Lattice*, *Nucl. Phys. B* **329** (1990) 683.
- [69] B. Alles, L. Cosmai, M. D’Elia and A. Papa, *Topology in 2D CP^{N-1} models on the lattice: A Critical comparison of different cooling techniques*, *Phys. Rev. D* **62** (2000) 094507 [[hep-lat/0001027](#)].

- [70] APE collaboration, M. Albanese et al., *Glueball Masses and String Tension in Lattice QCD*, *Phys. Lett. B* **192** (1987) 163.
- [71] C. Morningstar and M. J. Peardon, *Analytic smearing of $SU(3)$ link variables in lattice QCD*, *Phys. Rev. D* **69** (2004) 054501 [[hep-lat/0311018](#)].
- [72] M. Lüscher, *Trivializing maps, the Wilson flow and the HMC algorithm*, *Commun. Math. Phys.* **293** (2010) 899 [[0907.5491](#)].
- [73] M. Lüscher, *Properties and uses of the Wilson flow in lattice QCD*, *JHEP* **08** (2010) 071 [[1006.4518](#)].
- [74] M. Luscher and P. Weisz, *Perturbative analysis of the gradient flow in non-abelian gauge theories*, *JHEP* **02** (2011) 051 [[1101.0963](#)].
- [75] C. Bonati and M. D’Elia, *Comparison of the gradient flow with cooling in $SU(3)$ pure gauge theory*, *Phys. Rev. D* **D89** (2014) 105005 [[1401.2441](#)].
- [76] C. Alexandrou, A. Athenodorou and K. Jansen, *Topological charge using cooling and the gradient flow*, *Phys. Rev. D* **92** (2015) 125014 [[1509.04259](#)].
- [77] G. Bhanot and F. David, *The Phases of the $O(3)$ σ Model for Imaginary θ* , *Nucl. Phys. B* **251** (1985) 127.
- [78] V. Azcoiti, G. Di Carlo, A. Galante and V. Laliena, *New proposal for numerical simulations of theta vacuum - like systems*, *Phys. Rev. Lett.* **89** (2002) 141601 [[hep-lat/0203017](#)].
- [79] B. Alles and A. Papa, *Mass gap in the 2D $O(3)$ non-linear sigma model with a $\theta = \pi$ term*, *Phys. Rev. D* **77** (2008) 056008 [[0711.1496](#)].
- [80] M. Imachi, M. Kambayashi, Y. Shinno and H. Yoneyama, *The θ -term, CP^{N-1} model and the inversion approach in the imaginary- θ method*, *Prog. Theor. Phys.* **116** (2006) 181.
- [81] S. Aoki, R. Horsley, T. Izubuchi, Y. Nakamura, D. Pleiter, P. E. L. Rakow et al., *The Electric dipole moment of the nucleon from simulations at imaginary vacuum angle theta*, [0808.1428](#).
- [82] B. Alles, M. Giordano and A. Papa, *Behavior near $\theta = \pi$ of the mass gap in the two-dimensional $O(3)$ non-linear sigma model*, *Phys. Rev. B* **90** (2014) 184421 [[1409.1704](#)].
- [83] M. D’Elia and F. Negro, *θ dependence of the deconfinement temperature in Yang–Mills theories*, *Phys. Rev. Lett.* **109** (2012) 072001 [[1205.0538](#)].
- [84] M. D’Elia and F. Negro, *Phase diagram of Yang-Mills theories in the presence of a θ term*, *Phys. Rev. D* **88** (2013) 034503 [[1306.2919](#)].
- [85] C. Bonanno, M. D’Elia and L. Verzichelli, *The θ -dependence of the $SU(N)$ critical temperature at large N* , [2312.12202](#).
- [86] M. Creutz, *Overrelaxation and Monte Carlo Simulation*, *Phys. Rev. D* **36** (1987) 515.
- [87] M. Creutz, *Monte Carlo Study of Quantized $SU(2)$ Gauge Theory*, *Phys. Rev. D* **21** (1980) 2308.
- [88] A. D. Kennedy and B. J. Pendleton, *Improved Heat Bath Method for Monte Carlo Calculations in Lattice Gauge Theories*, *Phys. Lett. B* **156** (1985) 393.
- [89] C. Bonanno, *Lattice determination of the topological susceptibility slope χ' of 2d CP^{N-1} models at large N* , *Phys. Rev. D* **107** (2023) 014514 [[2212.02330](#)].

- [90] C. Bonanno, M. D’Elia, B. Lucini and D. Vadacchino, *Towards glueball masses of large- N $SU(N)$ pure-gauge theories without topological freezing*, *Phys. Lett. B* **833** (2022) 137281 [[2205.06190](#)].
- [91] J. L. Dasilva Golán, C. Bonanno, M. D’Elia, M. García Pérez and A. Giorgieri, *The twisted gradient flow strong coupling with parallel tempering on boundary conditions*, *PoS LATTICE2023* (2024) 354 [[2312.09212](#)].
- [92] C. Bonanno, J. L. Dasilva Golán, M. D’Elia, M. García Pérez and A. Giorgieri, *The $SU(3)$ twisted gradient flow strong coupling without topology freezing*, [2403.13607](#).
- [93] M. Lüscher and S. Schaefer, *Lattice QCD without topology barriers*, *JHEP* **07** (2011) 036 [[1105.4749](#)].
- [94] B. Berg and A. Billoire, *Glueball spectroscopy in 4d $su(3)$ lattice gauge theory (i)*, *Nuclear Physics B* **221** (1983) 109.
- [95] M. Teper, *An improved method for lattice glueball calculations*, *Physics Letters B* **183** (1987) 345.
- [96] M. J. Teper, *$SU(N)$ gauge theories in $(2+1)$ -dimensions*, *Phys. Rev. D* **59** (1999) 014512 [[hep-lat/9804008](#)].
- [97] B. Lucini and M. Teper, *$SU(N)$ gauge theories in four-dimensions: Exploring the approach to $N = \infty$* , *JHEP* **06** (2001) 050 [[hep-lat/0103027](#)].
- [98] B. Blossier, M. Della Morte, G. von Hippel, T. Mendes and R. Sommer, *On the generalized eigenvalue method for energies and matrix elements in lattice field theory*, *JHEP* **04** (2009) 094 [[0902.1265](#)].
- [99] B. Lucini, A. Rago and E. Rinaldi, *Glueball masses in the large- N limit*, *JHEP* **08** (2010) 119 [[1007.3879](#)].
- [100] E. Bennett, J. Holligan, D. K. Hong, J.-W. Lee, C. J. D. Lin, B. Lucini et al., *Glueballs and strings in $Sp(2N)$ Yang-Mills theories*, *Phys. Rev. D* **103** (2021) 054509 [[2010.15781](#)].
- [101] P. de Forcrand, G. Schierholz, H. Schneider and M. Teper, *The String and Its Tension in $SU(3)$ Lattice Gauge Theory: Towards Definitive Results*, *Phys. Lett. B* **160** (1985) 137.
- [102] C. Bonanno, *The topological susceptibility slope χ' of the pure-gauge $SU(3)$ Yang–Mills theory*, *JHEP* **01** (2024) 116 [[2311.06646](#)].
- [103] M. Caselle, A. Nada and M. Panero, *Hagedorn spectrum and thermodynamics of $SU(2)$ and $SU(3)$ Yang-Mills theories*, *JHEP* **07** (2015) 143 [[1505.01106](#)].
- [104] E. Trotti, S. Jafarzade and F. Giacosa, *Thermodynamics of the glueball resonance gas*, *Eur. Phys. J. C* **83** (2023) 390 [[2212.03272](#)].
- [105] D. J. Gross and E. Witten, *Possible Third Order Phase Transition in the Large N Lattice Gauge Theory*, *Phys. Rev. D* **21** (1980) 446.
- [106] I. Bars and F. Green, *Complete Integration of $U(N)$ Lattice Gauge Theory in a Large N Limit*, *Phys. Rev. D* **20** (1979) 3311.