

DNS-Rec: Data-aware Neural Architecture Search for Recommender Systems

Sheng Zhang*
City University of Hong Kong
szhang844-c@my.cityu.edu.hk

Maolin Wang*
City University of Hong Kong
Morin.wang@my.cityu.edu.hk

Yao Zhao
Ant Group
nanxiao.zy@antgroup.com

Chenyi Zhuang
Ant Group
chenyi.zcy@antgroup.com

Jinjie Gu
Ant Group
jinjie.gujj@antgroup.com

Ruocheng Guo[†]
ByteDance Research
rguo.asu@gmail.com

Xiangyu Zhao[‡]
City University of Hong Kong
xianzhao@cityu.edu.hk

Zijian Zhang
Jilin University
City University of Hong Kong
zhangzj2114@mails.jlu.edu.cn

Hongzhi Yin
The University of Queensland
db.hongzhi@gmail.com

Abstract

In the era of data proliferation, efficiently sifting through vast information to extract meaningful insights has become increasingly crucial. This paper addresses the computational overhead and resource inefficiency prevalent in existing Sequential Recommender Systems (SRSs). We introduce an innovative approach combining pruning methods with advanced model designs. Furthermore, we delve into resource-constrained Neural Architecture Search (NAS), an emerging technique in recommender systems, to optimize models in terms of FLOPs, latency, and energy consumption while maintaining or enhancing accuracy. Our principal contribution is the development of a Data-aware Neural Architecture Search for Recommender System (DNS-Rec). DNS-Rec is specifically designed to tailor compact network architectures for attention-based SRS models, thereby ensuring accuracy retention. It incorporates data-aware gates to enhance the performance of the recommendation network by learning information from historical user-item interactions. Moreover, DNS-Rec employs a dynamic resource constraint strategy, stabilizing the search process and yielding more suitable architectural solutions. We demonstrate the effectiveness of our approach through rigorous experiments conducted on three benchmark datasets, which highlight the superiority of DNS-Rec in SRSs. Our findings set a new standard for future research in efficient and accurate recommendation systems, marking a significant step forward in this rapidly evolving field.

*Both authors contributed equally to this work.

[†]Ruocheng Guo once worked at CityU and is one of Sheng Zhang and Maolin Wang's supervisors. This work is not related to ByteDance.

[‡]Xiangyu Zhao is the corresponding author.

Permission to make digital or hard copies of all or part of this work for personal or classroom use is granted without fee provided that copies are not made or distributed for profit or commercial advantage and that copies bear this notice and the full citation on the first page. Copyrights for components of this work owned by others than the author(s) must be honored. Abstracting with credit is permitted. To copy otherwise, or republish, to post on servers or to redistribute to lists, requires prior specific permission and/or a fee. Request permissions from permissions@acm.org.

RecSys '24, October 14–18, 2024, Bari, Italy

© 2024 Copyright held by the owner/author(s). Publication rights licensed to ACM.

ACM ISBN 979-8-4007-0505-2/24/10

<https://doi.org/10.1145/3640457.3688117>

CCS Concepts

• Information systems → Recommender systems.

Keywords

Neural Architecture Search, Recommender System, Efficient Model, Resource Constraint

ACM Reference Format:

Sheng Zhang, Maolin Wang, Yao Zhao, Chenyi Zhuang, Jinjie Gu, Ruocheng Guo, Xiangyu Zhao, Zijian Zhang, and Hongzhi Yin. 2024. DNS-Rec: Data-aware Neural Architecture Search for Recommender Systems. In *18th ACM Conference on Recommender Systems (RecSys '24)*, October 14–18, 2024, Bari, Italy. ACM, New York, NY, USA, 10 pages. <https://doi.org/10.1145/3640457.3688117>

1 INTRODUCTION

In the face of today's overwhelming data volume, recommender systems have emerged as a powerful tool for capturing users' preferences [16, 18, 35, 42–44, 46–49]. In particular, sequential recommender systems (SRSs), which model users' historical interactions with items, have become a significant focus in recent research [3, 8, 15, 17, 20, 22, 31, 34, 39] on next-item recommendations. Moreover, attention-based architecture has been proposed to learn the historical interactions of items in attention matrices [32]. One representative work of attention-based sequential recommender systems is SASRec [13]. It employs a multi-head attention mechanism to make predictions based on historical actions from users. Popular variants of SRSs like FDSA [41], BERT4Rec [30] and CORE [9] also display impressive model performance. Existing attention-based models, however, incur substantial computational overhead during inference, which leads to inefficient resource utilization and extended inference time.

To mitigate these issues, some network pruning methods [2, 6, 23, 24, 51] and efficient transformers [21, 29, 33] have been developed to reduce computational cost. Bridging these developments, recent studies have also incorporated resource-constrained Neural Architecture Search (NAS) to advance the efficiency of recommender systems [15, 50]. This approach entails the incorporation of resource constraints and the automatic selection of smaller, more efficient

architectural components, thereby curtailing excessive FLOPs, latency, and energy consumption [36?]. Models like MONAS [10] incorporate operation quantities directly into the reward function using policy-based reinforcement learning. SNAS [38] models network costs through linear functions, emphasizing the differentiability of resource constraints. RecNAS [25] utilizes annealing and channel pruning to search for a lightweight network architecture.

However, these existing methodologies exhibit certain limitations. Firstly, pruning methods and manually designed efficient models might lead to performance drops if pruning intensities and the network architectures are not properly tuned [21, 25, 28]. Secondly, while current NAS approaches with resource constraints can to a certain degree automatically select appropriate structures, they might overly focus on shrinking the model size, thereby resulting in substantial drops in accuracy.

To address these issues, we propose a novel method, Data-aware Neural Architecture Search for Recommender Systems (DNS-Rec), to tackle the high complexity inherent in attention-based SRS models while simultaneously retaining accuracy, which is based on automatic pruning and the perception of input data batch. Firstly, DNS-Rec employs bilevel controllers to conduct automatic pruning, which offers a more dynamic and efficient architectural search paradigm in both depth and width dimensions, compared with manual adjustments. This essential component mitigates the issue of over-parameterized networks, thereby dramatically reducing inference time and storage consumption. Secondly, it introduces data-aware gates to perceive the data environment, and bolsters the overall performance for specific recommendation tasks. It is noteworthy that the employment of data-aware gates enables our network to be adaptively and dynamically generated based on the perception process on the input data batch. Thirdly, it incorporates a linearization operation within the attention mechanism to further curtail computational costs. Finally, DNS-Rec employs a dynamic resource constraint strategy, which not only automatically yields more lightweight structures, but also stabilizes the search process and produces more rational and suitable architectural solutions.

We summarize the major contributions of our work as:

- We propose an automatic pruning method for resource constrained architecture search and apply it to a bilevel controller system, which aims to search for a compact network architecture and enhance the model efficiency.
- We design data-aware gates to perceive the data environment, and retain the accuracy of the searched compact network. Information of historical user-item interactions can be perceived through these gates and adapts to deep transformer layers, which enables our network to be dynamically and adaptively generated and improves the performance of the searched network.
- We propose a dynamic resource constraint strategy that adapts to the search stage. It strikes a balance between resource consumption and model accuracy, enabling our architecture search process to be more stable and adaptable.

2 METHODOLOGY

2.1 Problem Formulation

In the attention-based long-term sequential recommendation task, we model a set of users $\mathcal{U} = \{u_1, u_2, \dots, u_{|\mathcal{U}|}\}$ and items $\mathcal{V} =$

$\{v_1^{(i)}, v_2^{(i)}, \dots, v_{|\mathcal{V}|}^{(i)}\}$. Each user i interacts with a sequence of items $s_i = [v_1^{(i)}, v_2^{(i)}, \dots, v_{n_i}^{(i)}]$. Our network predicts the top- k items with the highest probabilities for recommendations. To optimize model efficiency with limited resources, we use a differentiable resource constrained NAS (Neural Architecture Search). The search framework, represented as a directed acyclic graph (DAG) $\mathcal{N} = \{x^{(j)}, a^{(i,j)} | 1 \leq i \leq j \leq n\}$, where $a^{(i,j)}$ is the edge from input node $x^{(i)}$ to output node $x^{(j)}$. Each edge $a^{(i,j)}$ carries out a candidate operation $o^{(i,j)} \in \mathcal{O} = \{o_1^{(i,j)}, o_2^{(i,j)}, \dots, o_m^{(i,j)}\}$. Following DARTS [19], the architecture weights α can be learned by fusing candidate operations together to generate output node:

$$x^{(j)} = \sum_{k=1}^m \frac{\exp(\alpha_k^{(i,j)})}{\sum_{t=1}^m \exp(\alpha_t^{(i,j)})} o_k^{(i,j)}(x^{(i)}). \quad (1)$$

The objective of constrained NAS is to minimize the loss $\mathcal{L}(x; \alpha, w)$ subject to resource constraints $\mathcal{E}(\alpha) < C$, balancing performance with computational cost. x is the input of the supernet, α are architecture of the supernet, w are model weights, and $\mathcal{L}(\cdot)$ represents the loss function. $\mathcal{E}(\cdot)$ is the function for resource consumption. C is the upper bound of resource constraint.

2.2 Framework Overview

Unlike traditional Sequential Recommendation Systems (SRSs) and Neural Architecture Search (NAS) methods that frequently struggle to maintain a balance between accuracy and resource utilization, our novel NAS framework, tailored for resource-constrained environments in long-term SRSs, substantially enhances accuracy while decreasing inference time. This framework is comprised of three principal components and structured into two distinct stages.

As illustrated in Figure 1, our framework utilizes a **supernet** during the architecture search phase, and applies zero masks to selectively prune transformers. Each transformer is composed of multiple layers, serving as a fundamental unit for evaluating diverse network configurations. The **bilevel controllers** play a pivotal role in optimizing the network architecture by efficiently adjusting both the network's width and depth. Furthermore, the **data-aware gates** maintain the integrity of the data and modify the networks dynamically. These gates embed user-item interactions into feed-forward networks by leveraging batch-specific data-aware structures.

In the **search stage**, the data-aware gates and the bilevel controllers collaborate to reduce computational complexity and pinpoint the optimal network structure. Following this, in the **retraining stage**, the network is reconstructed based on selected transformers and retrained to ensure its effectiveness and adaptability for the specific recommendation task.

2.3 Supernet Construction

Existing resource constrained NAS methods construct supernet simply in repeated layers, ignoring the dynamic data environment and the necessity of retaining accuracy [25]. Uniquely, we design a supernet shown in Figure 1 for data-aware, which comprises three NAS essential components: transformer controller, depth controller and data-aware gates. In this section, we will elucidate the functions of these components in our elaborately designed supernet.

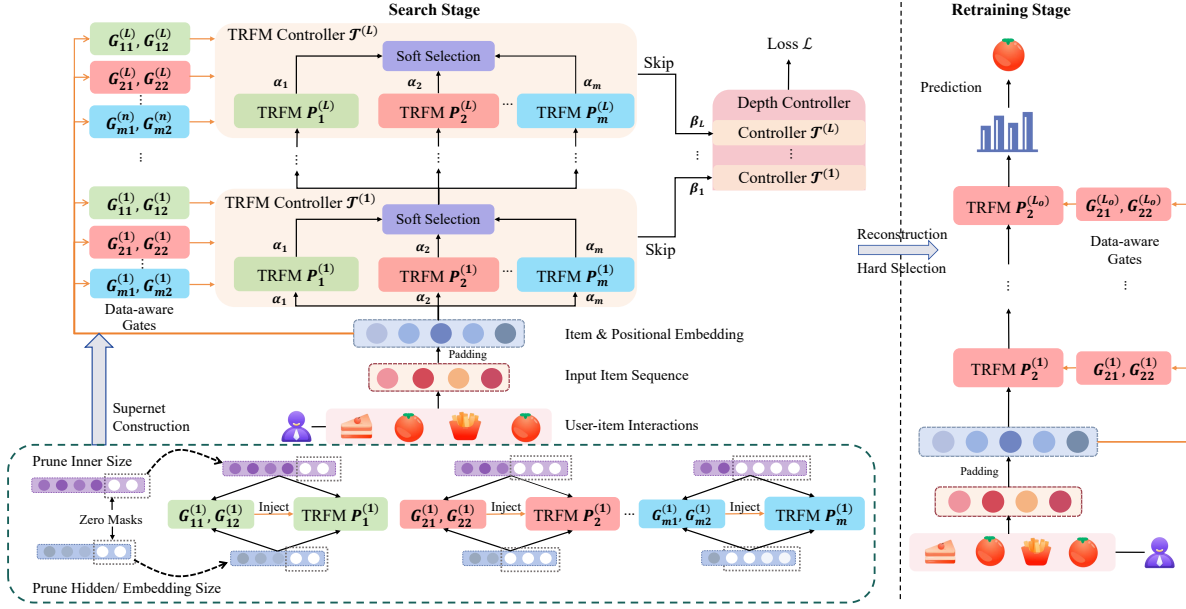


Figure 1: Framework of proposed data-aware neural architecture search. Our innovative framework incorporates a supernet, bilevel controllers, and data-aware gates in a two-stage structure. We employ zero masks to prune transformers, and connect each candidate in a certain number of layers for our supernet construction. Architectural weights and model weights are learned in the search process, followed by hard selections for reconstruction and parameter retraining.

2.3.1 Embedding Layer. For long-term sequential recommendation, information of both items and their positions should be encoded into the model [45]. We denote the length of input user-item interactions as N , and embedding size as d . For a user u_i who has a interaction sequence $s_i = [v_1, v_2, \dots, v_t, \dots, v_{n_i}]$, the t -th item $v_t \in \mathbb{R}^{D_t}$ and its position $p_t \in \mathbb{R}^{D_t}$ can be projected into a dense representation e_t^s and e_t^p respectively through embedding layer:

$$e_t^s = W_t^s v_t, \quad e_t^p = W_t^p p_t, \quad (2)$$

where $W_t^s \in \mathbb{R}^{d \times D_t}$, $W_t^p \in \mathbb{R}^{d \times D_t}$ are trainable weighted matrices for t -th item and positional embedding, and D_t is its corresponding dimension. Finally the user-item interaction can be represented as:

$$E = [e_1^s + e_1^p, e_2^s + e_2^p, \dots, e_N^s + e_N^p]^T. \quad (3)$$

2.3.2 Linearization Operation Transformer Layer Construction. The fundamental idea of the attention layer in transformer structure is learning item interactions using the dot-product of query matrix Q and key matrix K , which generates attention scores to learn sequential representations. However, the computational complexity of the dot-product of Q and K is high when $N > d$. To reduce the inference time, we adopt a linearization operation that changes the order of the dot-product. We separate Q and K from the softmax operator by implementing L_2 norm and elu mapping, which has been proved to be efficient in previous work [21]. The adopted linear attention mechanism can be formulated as follows:

$$A'(Q, K, V) = \mathcal{A}_1(\text{elu}(Q)) \left(\mathcal{A}_2(\text{elu}(K))^T V \right), \quad (4)$$

where $\mathcal{A}_1(Q_r) = \frac{1}{\sqrt{d} \|Q_r\|_2} Q_r$ and $\mathcal{A}_2(K_c) = \frac{1}{\sqrt{d} \|K_c\|_2} K_c$ are L_2 normalization mappings. Q_r denotes the r -th row of Q for $\forall r \in [1, N]$, and K_c represents the c -th column of K for $\forall c \in [1, d]$.

To optimize the network architecture, we utilize zero-masks for pruning by implementing m candidate transformers. Each transformer has dimensions that are selectively obscured using zero-masks. We have developed two specific types of zero-masks: a hidden zero-mask targeting the hidden dimensions, and an inner zero-mask for the inner dimensions, both employed to effectively prune the transformers. Each transformer, denoted as P_i for $i \in [1, m]$, is equipped with masks of sizes $\gamma_i d$ and $\gamma'_i D$ for its hidden and inner dimensions, respectively. Here, γ_i and γ'_i indicate the proportion of the dimensions that are masked, while d and D signify the consistent dimensions across the supernet. The operation of the zero-mask mechanism is illustrated in Figure 2. Additionally, to control the depth of the network architecture, each candidate transformer is structured with L layers and incorporates specific data-aware gates, the particulars of which are detailed in Subsection 2.5.

2.4 Bilevel Controllers

Most existing resource constrained NAS methods search for compact network structures without effective automatic pruning [25?]. To tackle this issue, we employ bilevel controllers to search in both width and depth dimensions of the network and apply them to our proposed DNS-Rec framework, which offers a more dynamic and efficient architectural search paradigm.

2.4.1 Transformer Controller. The transformer controller, as the primary component of the bilevel controllers, is designed to search for an optimal dimension of the transformer structure with varying pruning intensities. Specifically, the transformer controllers control the architecture weights of candidate transformers with a pruned attention layer, feed-forward network, and data-aware gates. Each

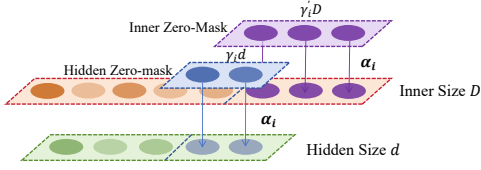


Figure 2: Zero-masks designed for pruning hidden and inner size in candidate transformers. Dimensions pruned in hidden and inner layers are replaced by 0 using these masks.

candidate transformer together with its data-aware gates carries a weight α_i for $\forall i \in [1, m]$ that represents their shared significance, which can be trained during the search stage. Stacked transformers in L layers share the same α_i in each update so that the dimensions of transformer layers can match with each other.

2.4.2 Depth Controller. Although employing redundant transformer layers might rarely have negative impacts on accuracy, it could potentially increase the inference time. Therefore, we propose a depth controller to select the optimal number of transformer layers for our architecture. This results in a final compact network in both width and depth dimensions. As is shown in Figure 1, after each transformer controller $\mathcal{T}^{(l)}$ generates the output, it has two options, i.e., conveying the output to the next layer of the network, or skipping all the remaining structures to the final prediction layer with trainable weights β_l for $\forall l \in [1, L]$.

2.5 Data-aware Gates

Since the crucial sequential information tends to get weaker as being conveyed to deeper transformer layers, and applying a smaller network might lead to a greater loss of initial information, it is necessary to find a better network design where prior information can be properly learned. For personalized recommendation tasks, [4] teaches personalized and author-side features that are separated from general input to the model to enhance final performance.

Motivated by this, we design data-aware gates to perceive the input data batch and transmit it to essential positions of transformer layers. The employment of data-aware gates emphasizes the information from input data and enables our network to be adaptively and dynamically generated based on the perception process. The mechanism of our data-aware gates is shown in Figure 3, where input data batch X perceived by gates $G_{i1}^{(l)}(X)$ and $G_{i2}^{(l)}(X)$ are injected into i -th candidate linearized transformer $P_i^{(l)}$. Each gate adaptively and independently learns input information to retain the accuracy of the network. In addition, each data-aware gate is bound with a specific dense layer in the feed-forward network, as the input data batch should be differently learned for various sizes of transformers in different depths.

In the data-aware gates $G_{i1}^{(l)}(X)$ and $G_{i2}^{(l)}(X)$, the input data batch X is transferred for feature crossing in the first layer:

$$X'_k = \text{ReLU}(XW_k^{(1)} + b_k^{(1)}), \quad k = 1, 2, \quad (5)$$

where $W_G^{(i)}$ and $b_G^{(i)}$ are trainable weighted matrix and bias. Then the scores δ of data perception can be generated in the gates:

$$\delta_k = \gamma * \text{Sigmoid}(X'_k W_k^{(2)} + b_k^{(2)}), \quad k = 1, 2, \quad (6)$$

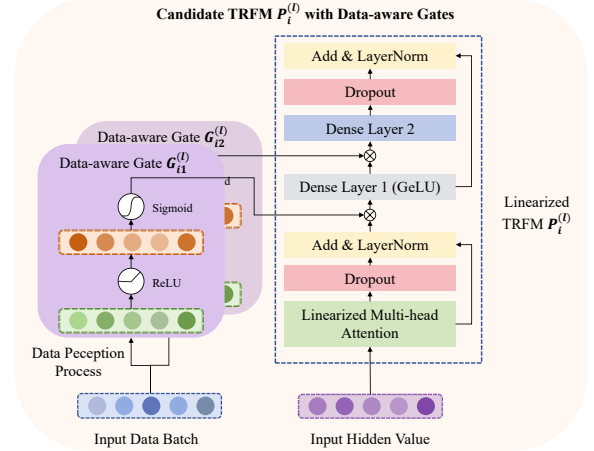


Figure 3: Mechanism of data-aware gates. Dual-layer data-aware gates learn input data batch by feature crossing and data perception. Learned information will be adaptively injected into corresponding deep transformer layers.

where γ is the scaling hyperparameter, which constrains the range of output. We set $\gamma = 2$ in our research. $W_k^{(2)}$ and $b_k^{(2)}$ are trainable weighted matrix and bias in the second layer.

We inject learned sequential information into fully connected layers in the feed-forward network of the transformer to enhance input signals adaptively in deep layers. Then we calculate the output $T_i^{(l)}$ of i -th candidate transformer $P_i^{(l)}$ in layer l by:

$$T_i^{(l)} = P_i^{(l)}(G_{i1}^{(l)}(X), G_{i2}^{(l)}(X), \mathcal{T}^{(l-1)}), \quad l \geq 2 \quad (7)$$

where $\mathcal{T}^{(l-1)}$ is the hidden value of $l-1$ -th transformer. The mechanism of feed-forward networks can be organized as follows:

$$\begin{aligned} F_1^{(l)} &= \text{GeLU}((\delta_1^{(l)} \otimes S^{(l)})W_{F_1}^{(l)} + b^{(l)}), \\ F_2^{(l)} &= (\delta_2^{(l)} \otimes F_1^{(l)})W_{F_2}^{(l)} + b^{(l)}, \\ T_i^{(l)} &= \text{LayerNorm}(S^{(l)} + \text{Dropout}(F_2^{(l)})), \\ \mathcal{T}^{(0)} &= E, l \in [1, L], \quad i \in [1, m], \end{aligned} \quad (8)$$

where $S^{(l)}$ is the multi-head attention matrix and output of l -th attention layer $F_1^{(l)}$, $F_2^{(l)}$ are the outputs of two dense layers injected with perceived information in the feed-forward network.

2.6 Data-aware Architecture Search Stage

Traditional resource constrained NAS methods lack the ability to generate the most suitable network for a specific recommendation task [25?]. To tackle this problem, we introduce the data-aware neural architecture search to perceive data environment within bilevel controllers, under dynamic resource constraint and uniquely designed optimization framework.

2.6.1 Soft Selection. In each transformer controller, candidates are fused with trainable weights $\alpha_1, \alpha_2, \dots, \alpha_m$. We adopt the Gumbel-softmax trick [11] to conduct soft selection with weight p_i , enabling the network to be searched in a differential manner, which follows

the framework of DARTS [19] and can be formulated as:

$$p_i = \frac{\exp((\log(\alpha_i) + g_i)/\tau)}{\sum_{k=1}^m \exp((\log(\alpha_k) + g_k)/\tau)}, \quad (9)$$

where $g_k = -\log(-u_k)$, $u_k \sim \text{Uniform}(0, 1)$,

where p_i is the decision weight, and τ is the temperature hyper-parameter that smooths the soft selection. Similarly, the probability of selecting j -th candidate skipping operation from L transformer controllers can also be calculated by the trainable weights $\beta_j (\forall j \in [1, L])$ using the Gumbel-softmax trick. Then the output Y of our bilevel controllers becomes:

$$\begin{aligned} Y &= \sum_{j=1}^L q_j \mathcal{T}^{(j)} = \sum_{j=1}^L \sum_{i=1}^m p_i q_j T_i^{(j)} \\ &= \sum_{j=1}^L \sum_{i=1}^m p_i q_j P_i^{(j)}(G_{i1}^{(j)}(X), G_{i2}^{(j)}(X), \mathcal{T}^{(j-1)}). \end{aligned} \quad (10)$$

Similar to the definition of p , q in Eq.(10) is the decision weight of the skipping operations, determining the number of transformer layers in the searched network structure. By employing this strategy, we are able to search for a compact architecture with a uniform size and avoid redundant forward propagation. Denote that the output of the supernet as y , we derive the cross entropy loss function defined below for the search stage:

$$\mathcal{L}_{CE} = \sum_{i=1}^{n_i} (y \log(\hat{y}_i) + (1 - y) \log(1 - \hat{y}_i)) \quad (11)$$

2.6.2 Dynamic Resource Constraint. Considering that most devices in real-world applications are resource-constrained and that neural networks with over-parameterized architectures may consume excessive energy, we propose a dynamic resource constraint as the penalty term. This aims to facilitate the search for an efficient and effective network architecture. In our research, we use the quantity of floating point operations (FLOPs) to measure the resource consumption. The FLOPs of the searched network structure, denoted as $FLOPs(\cdot)$, is determined by soft selections within bilevel controllers. Specifically, for searchable transformer blocks, we define dynamic resource constraint \mathcal{L}_E as follows:

$$\mathcal{L}_{RC} = \frac{L_t}{L} \sum_{j=1}^L \sum_{i=1}^m p_i q_j FLOPs(T_i^{(j)}), \quad (12)$$

where L_t represents the number of transformer blocks decided by temporary hard selection in depth controller in t -th epoch. Due to the considerable differences between candidate pruned transformer layers, the search process can easily become ensnared in the trap of allocating the smallest or largest architecture components with the highest weight, which is often impractical and undermines the stability of architecture search. Therefore, we utilize this dynamic resource constraint strategy adapted to the search conditions in different epochs. This is achieved by conducting hard selections on a number of transformer layers to approximately estimate the FLOPs based on the current state of the supernet.

Finally, we combine the cross entropy loss of predictions and resource constraint as the loss function \mathcal{L} in the search stage:

$$\mathcal{L} = \mathcal{L}_{CE} + \lambda \mathcal{L}_{RC}, \quad (13)$$

where λ is the tradeoff parameter.

2.6.3 Optimization. Based on the aforementioned techniques, the result of the architecture search is mainly determined by parameters of transformer controllers α , parameters of depth controller β . Since jointly learning the three groups of parameters in the same batch of training data by traditional unsupervised learning [26] may lead to over-fitting [35], we train the architecture parameters and model weights separately to address this problem.

Therefore, we use a batch of training data to update model weights, and a batch of data to update architectural parameters, for which we formulate a bi-level optimization problem [1]:

$$\begin{aligned} \min_{\alpha, \beta} \mathcal{L}_{val}(\mathcal{W}^*(\alpha, \beta), \alpha, \beta) \\ \text{s.t. } \mathcal{W}^*(\alpha, \beta) = \arg \min_{\mathcal{W}} \mathcal{L}_{train}(\mathcal{W}, \alpha^*, \beta^*), \end{aligned} \quad (14)$$

where \mathcal{L}_{val} and \mathcal{L}_{train} are loss functions consistent with \mathcal{L} in Eq.(13). We initialize the iteration number t as 0, and for each iteration, we first sample a batch of the training dataset, during which the model weights \mathcal{W} can be updated. For every f iterations in one training epoch, we dynamically adjust L_t to impose a resource constraint penalty on the loss function. Then we sample a mini-batch from the validation dataset and update the architectural weights $\{\alpha, \beta\}$ for searching. At the end of each iteration, the number of iteration t is updated.

2.7 Retraining Stage

Suboptimal weighted structures of the network derived in the search stage could do harm to the performance of the recommendation. To tackle this problem, in the retraining stage, we reconstruct the architecture with selected transformers and skipping operations, followed by retraining the reconstructed model.

To alleviate negative impacts from suboptimal structures, we conduct a hard selection on the optimal pruned transformers and skipping operation, which can be expressed as follows:

$$\begin{aligned} T^{(l)} &= T_{k_1}^{(l)}, \text{ where } k_1 = \arg \max_i \alpha_i, \\ L_o &= L_{k_2}, \text{ where } k_2 = \arg \max_j \beta_j, \\ \forall l &\in [1, L_o], \forall i \in [1, m], \forall j \in [1, L], \end{aligned} \quad (15)$$

where L_o is the optimal number of transformer blocks, k_1 and k_2 represent the decision for hard selection on candidate pruned transformers and skipping operations, respectively. We stack the candidate transformer $T^{(l)}$ into L_o layers to form the reconstructed network, which is also displayed in Figure 1. Before retraining model parameters, we transfer the well-trained model weights within the selected architecture from \mathcal{W}^* to parameter initialization of the corresponding architecture in the retraining stage. After that, the training dataset will be fed into the reconstructed model to generate predictions. Then all model weights will be updated by back-propagation. The retrained model shortens the inference time and retains the accuracy of recommendation simultaneously.

3 EXPERIMENTS

In this section, we perform four extensive experiments to show the effectiveness of our DNS-Rec Framework. First, we introduce

Table 1: Statistical Information of Adopted Datasets

Datasets	# Users	# Items	UA (AVE)	IA (AVE)	# Interactions
ML-1M	6041	3707	165.60	269.89	1,000,209
Gowalla	64,116	164,533	31.48	12.27	2,018,421
Douban	110,091	29	10.55	41,496.71	2,125,056

our experimental settings, and then experiment results will be demonstrated and analyzed. Specifically, our experiments are set to answer these research questions:

- **RQ1:** How does the searched network structure perform?
- **RQ2:** To what extent does the searched network reduce the inference time and storage consumption?
- **RQ3:** How do different components contribute to DNS-Rec?
- **RQ4:** How do the tradeoff parameter λ , number of gate layers L_d and learning rate ξ affect the model performance?

3.1 Datasets and Evaluation Metrics

As shown in Table 1, we evaluate proposed DNS-Rec based on three benchmark datasets ML-1M¹, Gowalla² and Douban³.

Evaluation metrics, including Recall, Mean Reciprocal Rank (MRR), and Normalized Discounted Cumulative Gain (NDCG), are used for our experiments. Consistent with previous research [13, 21, 27, 37, 40], the interactions are grouped by users chronologically, and the datasets are split by the leave-one-out strategy [21]. To be more specific, the penultimate and the last item of the interaction sequence is used for validation and testing, respectively. Therefore, the ratio of the validation set to the test set is 1:1, and their sizes are determined by the number of users.

3.2 Baselines

To demonstrate the effectiveness and efficiency of our approach, we compare our approach with different state-of-the-art NAS methods and transformer-based models.

NAS Methods: (1) **DARTS** [19]: relaxes the discrete search space into a continuous one, and searches the optimal architecture using gradient descent. (2) **ProxylessNAS** [?]: models resource constraint as a continuous value loss and applies it to the differentiable NAS framework, which results in a compact searched network. (3) **RecNAS** [25]: applies annealing and channel pruning to the NAS process, and can efficiently find high-performance architectures under given resource constraints.

Transformer-based Models: (1) **SASRec** [13]: employs the multi-head attention scheme within transformer layers, facilitating the capture of both long-/short-term interactions. (2) **FDSA** [41]: integrates sequences at both the item and feature levels to further exploit the sequential behaviors. (3) **SASRecF**⁴: jointly consider feature fields and item fields as contextual information, thereby enhancing the efficacy of the SASRec model. We also apply **Lin-Rec** [21] to these baselines, which improves the efficiency of the transformer-based models by utilizing a special mapping.

¹<https://grouplens.org/datasets/movielens/>

²<https://snap.stanford.edu/data/loc-gowalla.html>

³<https://www.kaggle.com/datasets/utmhikari/doubanmovieshortcomments>

⁴<https://www.recbole.io/docs/index.html>

Table 2: Hyperparameters settings for DNS-Rec

Hyperparameters	ML-1M	Gowalla	Douban
hidden size d of supernet	128	64	128
inner size D of supernet	256	256	256
length of sequence N	200	100	100
L TRFM layers	4	4	4
n attention heads	4	4	4
tradeoff parameter λ	0.1	0.1	0.1
learning rate ξ	0.001	0.001	0.001
Dropout rate	0.2	0.2	0.2
batch size (search)	1024	1024	1024
batch size (retraining)	2048	2048	2048
pruning intensities γ	{0%, 25%, 50%}	{0%, 50%, 75%}	{0%, 50%, 75%}
pruning intensities γ'	{0%, 25%, 50%}	{0%, 50%, 75%}	{0%, 50%, 75%}
top- k for evaluation	10	10	10
temperature τ in t -th iteration	$\tau = \max(0.01, 1 - 0.00005 \cdot t)$		

3.3 Implementation

In this subsection, we introduce the implementation details of the proposed DNS-Rec Framework, which are shown in Table 2. Hyperparameters except for batch size, number of layers and hidden/inner size remain unchanged from the search stage to the retraining stage.

It is noteworthy the parameter N is set to be larger than the average of users' actions in Table 1 to make sure most of the actions could be considered. Additionally, the parameter initialization follows the suggestions of [5, 7]. We optimize DNS-Rec during both the search and retraining stage with Adam optimizer [14]. As the architecture weights converge in only a few training steps, we adopt a special 10-epoch early stopping strategy for the search stage. Hyperparameter settings for transformer-based baselines follow the suggestion of previous work [21].

3.4 Overall Performance (RQ1)

In this subsection, we compare DNS-Rec with both state-of-the-art efficient gradient-based search methods and attention-based SRS models that use manually selected architectures. Our goal is to demonstrate DNS-Rec's efficiency and to illustrate the often underestimated potential for model compression. The results, as shown in Table 3, highlight the best outcomes in bold.

From these results, it is evident that our method surpasses nearly all baseline models across the three benchmark datasets. This achievement underscores DNS-Rec's ability to effectively identify and tailor the most suitable network architectures for specific recommendation tasks, thereby enhancing model performance. Traditional NAS methods, such as DARTS, ProxylessNAS, and RecNAS, tend to fall short in their search for optimal networks. DARTS often over-focuses on architectural accuracy, leading to overly complex network structures. ProxylessNAS and RecNAS are capable of finding smaller networks (as shown in Table 4), but suffer from decreased accuracy. In contrast, DNS-Rec maintains model accuracy more effectively, especially noticeable in the Gowalla dataset. Moreover, when compared with state-of-the-art models with manually selected architectures, DNS-Rec shows significant improvements. This suggests that the network structures of these models are not optimally adapted to specific recommendation tasks. While baseline models with linear and non-linear attention mechanisms perform well on standard evaluation metrics, architectures selected based on prior experience might potentially be over-parameterized.

Table 3: Overall performance comparison between DNS-Rec and baselines

Datasets	Methods	Evaluation Set			Test Set		
		Recall@10	MRR@10	NDCG@10	Recall@10	MRR@10	NDCG@10
ML-1M	Ours	0.7152*	0.4207	0.4910*	0.6796	0.3991*	0.4661*
	DARTS + SASRec	0.7142	0.4097	0.4825	0.6846*	0.3915	0.4614
	ProxylessNAS + SASRec	0.7013	0.4025	0.4740	0.6775	0.3819	0.4525
	RecNAS + SASRec	0.7094	0.4090	0.4809	0.6791	0.3852	0.4554
	SASRec (w/o LinRec)	0.7118	0.4108	0.4829	0.6793	0.3822	0.4533
	FDSA (w/o LinRec)	0.6970	0.3946	0.4668	0.6677	0.3747	0.4447
	SASRecF (w/o LinRec)	0.7144	0.4166	0.4877	0.6783	0.3941	0.4620
	SASRec (w LinRec)	0.7134	0.4192	0.4894	0.6790	0.3949	0.4627
	FDSA (w LinRec)	0.7046	0.4099	0.4803	0.6753	0.3921	0.4597
	SASRecF (w LinRec)	0.7099	0.4176	0.4876	0.6815	0.3978	0.4657
Gowalla	Ours	0.9274*	0.6833*	0.7425*	0.9199	0.6715*	0.7317*
	DARTS + SASRec	0.9250	0.6694	0.7315	0.9179	0.6588	0.7217
	ProxylessNAS + SASRec	0.9271	0.6552	0.7212	0.9218*	0.6438	0.7112
	RecNAS + SASRec	0.9223	0.6601	0.7237	0.9144	0.6494	0.7136
	SASRec (w/o LinRec)	0.9241	0.6598	0.7238	0.9159	0.6468	0.7119
	FDSA (w/o LinRec)	0.8990	0.6231	0.6898	0.8894	0.6079	0.6759
	SASRecF (w/o LinRec)	0.9069	0.6332	0.6994	0.8015	0.6207	0.6885
	SASRec (w LinRec)	0.9247	0.6818	0.7408	0.9174	0.6679	0.7284
	FDSA (w LinRec)	0.8957	0.6169	0.6863	0.8878	0.6056	0.6737
	SASRecF (w LinRec)	0.9069	0.6294	0.6965	0.8987	0.6165	0.6847
Douban	Ours	0.8919*	0.4879*	0.5851*	0.7854	0.3886*	0.4833*
	DARTS + SASRec	0.8831	0.4731	0.5713	0.7813	0.3762	0.4724
	ProxylessNAS + SASRec	0.8854	0.4710	0.5701	0.7830	0.3787	0.4746
	RecNAS + SASRec	0.8783	0.4720	0.5693	0.7888	0.3797	0.4773
	SASRec (w/o LinRec)	0.8827	0.4820	0.5784	0.7889	0.3858	0.4822
	FDSA (w/o LinRec)	0.8870	0.4740	0.5729	0.8050*	0.3825	0.4827
	SASRecF (w/o LinRec)	0.8856	0.4775	0.5756	0.7625	0.3758	0.4684
	SASRec (w LinRec)	0.8767	0.4697	0.5673	0.7757	0.3710	0.4673
	FDSA (w LinRec)	0.8823	0.4757	0.5733	0.7813	0.3794	0.4751
	SASRecF (w LinRec)	0.8859	0.4791	0.5769	0.7879	0.3780	0.4757

Results of backbone models with different architecture search methods, with (w) and without (w/o) LinRec mechanism have been shown. “*” indicates the improvements are **statistically significant** (i.e., two-sided t-test with $p < 0.05$) over baselines), except Recall@10 on test set.

In summary, our analysis reveals the superiority of DNS-Rec in balancing model complexity with task-specific performance, indicating its potential for more efficient and effective SRSs.

3.5 Efficiency Comparison (RQ2)

In this subsection, we conduct a comparative analysis of model efficiency, particularly examining how DNS-Rec outperforms contemporary NAS methods and models in terms of inference time and GPU memory occupation under resource constraints. Additionally, we analyze the trade-offs between the efficiency gains during inference and the costs during the search phase.

3.5.1 Inference Efficiency. The results, presented in Table 4, provide several critical insights: Firstly, DNS-Rec facilitates the identification of more compact network architectures, thereby significantly reducing GPU memory occupation and shortening inference time. By contrast, DARTS struggles to search for a compact architecture and usually incurs extremely high inference costs, given its lack of consideration for resource constraints. Meanwhile, although ProxylessNAS and RecNAS reduce the complexity of the network architectures, our method outperforms both of them on the three datasets due to our elaborately designed efficient supernet. Additionally, standard baseline model architectures, often selected based on prior experience, are prone to being oversized, which

results in extended inference times and excessive GPU memory usage. Compared to linear and non-linear attention-based models, DNS-Rec achieves up to an 87.6% reduction in inference time and a significant 91.1% decrease in GPU memory usage. This efficiency stems from our method’s automated search on the architectures’ width and depth.

3.5.2 Search & Inference Trade-offs. Although the search space and the supernet size are large, our DNS-Rec can also search efficiently. As for the ML-1M dataset, the search speed of DNS-Rec is 814s/epoch, compared with 905s/epoch using the state-of-the-art NAS method ProxylessNAS. In most cases, the architectural weights of DNS-Rec can stabilize rapidly, indicating that in practical applications, we can quickly search for very precise results. In Table 12, we demonstrate the comparison of the efficiency trade-offs between DNS-Rec and manually constructed baselines on the dataset ML-1M and use all the well-trained models to infer another similar movie dataset ML-10M with 10M interactions.

3.6 Ablation Study (RQ3)

In this subsection, we analyze the efficacy of the data-aware gate components in DNS-Rec, which is pivotal for maintaining accuracy. Each data-aware gate comprises two linear layers. To investigate its essential role in searching the architectures and enhancing the

Table 4: Efficiency comparison

Datasets	Model	Infer.	GPU Memory
ML-1M	Ours	14.8s	7.78GB
	DARTS + SASRec	23.0s	16.31GB
	ProxylessNAS + SASRec	18.3s	11.60GB
	RecNAS + SASRec	18.5s	11.60GB
	SASRec (w/o LinRec)	54.2s	28.26GB
	FDSA (w/o LinRec)	92.8s	45.21GB
	SASRecF (w/o LinRec)	49.8s	24.88GB
	SASRec (w LinRec)	30.3s	19.47GB
	FDSA (w LinRec)	49.8s	35.64GB
	SASRecF (w LinRec)	24.8s	17.57GB
	Imprv.	1.9%~84.1%	32.9% ~ 82.8%
Gowalla	Ours	232s	5.54GB
	DARTS + SASRec	268s	8.60GB
	ProxylessNAS + SASRec	237s	6.39GB
	RecNAS + SASRec	234s	7.40GB
	SASRec (w/o LinRec)	383s	13.75GB
	FDSA (w/o LinRec)	565s	21.68GB
	SASRecF (w/o LinRec)	385s	15.38GB
	SASRec (w LinRec)	393s	10.44GB
	FDSA (w LinRec)	420s	16.66GB
	SASRecF (w LinRec)	321s	10.79GB
	Imprv.	0.9%~58.9%	13.3% ~ 74.4%
Douban	Ours	70s	1.20GB
	DARTS + SASRec	242s	7.11GB
	ProxylessNAS + SASRec	109s	1.82GB
	RecNAS + SASRec	82s	1.76GB
	SASRec (w/o LinRec)	357s	9.42GB
	FDSA (w/o LinRec)	563s	13.45GB
	SASRecF (w/o LinRec)	365s	9.62GB
	SASRec (w LinRec)	223s	6.86GB
	FDSA (w LinRec)	369s	9.90GB
	SASRecF (w LinRec)	201s	8.30GB
	Imprv.	14.6%~87.6%	31.8% ~ 91.1%

Table 5: The trade-offs between the efficiency gains during the inference stage and the costs during the search stage.

Methods	Training*	Infer. (Eval)	Infer. (10M Inters)	Total
DNS-Rec	234min	14.8s	408min	642min
SASRec(w LinRec)	126min	30.3s	836min	962min
SASRec(w/o LinRec)	174min	54.2s	1495min	1669min

* : " The training time includes the time cost of the search stage and the retraining stage. The search time of manually constructed baseline models SASRec (w or w/o LinRec) is 0.

model performance in the inference stage, we sequentially remove these layers. Focusing on the ML-1M dataset, the results outlined in Table 6, offer insightful observations. We design two types of ablation studies to verify the efficacy of the data-aware gates. For the first type named "Retrain Only", we employ 2-layer gates to search an appropriate network fitted to the 2-layer gates, and then remove the linear layers sequentially in the retraining stage. For the second type named "Search & Retrain", we remove the linear layers in both the search and inference stages.

The data indicates that the incorporation of two layers in each data-aware gate substantially enhances accuracy compared with using one linear layer or removing the gate entirely. The performance enhancement shows that the data-aware gates are able to perceive the input data environment and retain the accuracy for smaller

Table 6: Ablation study of data-aware gates

Type	Component	Recall@10	MRR@10	NDCG@10
Retrain Only	2 layers	0.7151*	0.4207*	0.4910*
	1 layer	0.7043	0.4059	0.4771
	No Gates	0.6977	0.3875	0.4615
	Imprv.	2.43%	8.57%	6.39%
Search & Retrain	2 layers	0.7151*	0.4207*	0.4910*
	1 layer	0.7131	0.4169	0.4876
	No Gates	0.7089	0.4141	0.4846
	Imprv.	0.87%	1.59%	1.32%

* * " indicates the improvements are **statistically significant** (i.e., two-sided t-test with $p < 0.05$) over baselines)

model architectures. Specifically, our method, with the fully implemented gate in the retraining stage, shows accuracy improvements of 2.43%, 8.57%, and 6.39% on Recall@10, MRR@10, and NDCG@10, respectively, compared with architectures without gates.

To further demonstrate the effectiveness of data-aware gates in the NAS process, we conduct another ablation study shown in Table 3 where the gates are ablated in both the search and retraining stages. If we remove one linear layer from the gates in both the search and retraining stages, DNS-Rec with single-layer gates will generate searched networks with single-layer gates. As the data-aware gates are ablated in both stages, the search results may be different. These results verify the efficacy of the data-aware gates and the gates enable the architectures to be searched based on the data environment, which effectively improves the NAS process.

In summary, the performance enhancement contributes to our data-aware gates that dynamically generate the networks by adapting to the perception process of input data batch. These findings not only verify the data-aware gates' effectiveness but also underscore the significance of leveraging the data perception process.

3.7 Parameter Analysis (RQ4)

In this subsection, we explore the significant impact of the tradeoff parameter λ on architecture search within the supernet, particularly under varied resource constraints. This dynamic parameter is pivotal in modulating resource constraint intensity, crucially influencing the balance between system performance and resource efficiency in our recommender system. In addition, we discuss the sensitivity of the model's performance to the number of layers L_d in the data-aware gates and the learning rate ξ . We present an in-depth analysis of how varying values of λ , L_d , and ξ affect different evaluation metrics and FLOPs providing essential insights into the model's adaptability to diverse application scenarios.

Tradeoff parameter λ . As depicted in Figure 4, our findings reveal a direct correlation between λ and the network's structural compactness: as λ increases, the penalty intensity increases correspondingly, which leads to more compact networks with reduced computational costs. Selections on different values of parameter λ result in comparable performance, illustrating the robustness and rationality of our search method under dynamic resource constraints. Furthermore, the observation that different λ values may result in identical architectures offers a flexible range of choices in model configuration. For instance, a smaller λ is optimal and provides satisfactory performance when resources are plentiful, while a larger λ is more suited to real applications under limited resources,

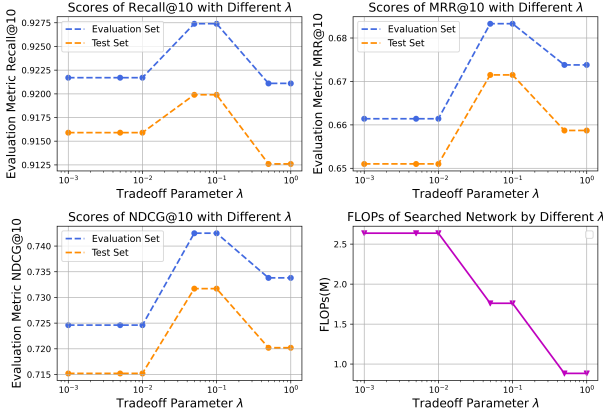


Figure 4: Impacts of different tradeoff parameters λ on evaluation metrics and FLOPs

effectively minimizing the computational cost. Overall, the tradeoff parameter λ enables the network architectures to adapt flexibly to various practical applications, demonstrating robust performance in recommender systems despite limited resources.

Number of Layers L_d in the Data-aware Gates. We change the number of layers L_d in the data-aware gates throughout the search stage and the retraining stage. The model performance and the corresponding FLOPs are shown in Table 7. We can find that data-aware gates with 2 to 3 layers are the most effective and efficient. Adding too many layers to the data-aware gates might lead to inappropriate search results and performance drops during the model inference. As we add the gate layers, the FLOPs in the retraining stage increase correspondingly, because the large gates increase the depth of the model substantially.

Learning Rate ξ . We also change ξ in $[0.0001, 0.0005, 0.001, 0.003, 0.005, 0.01]$ to verify the robustness of the search process. We found that changing the learning rate of the search stage within a reasonable range does not result in different search results, which further indicates the effectiveness and stability of DNS-Rec.

4 Related Works

Transformer-based SRSs Diverse studies have been conducted to leverage transformer blocks to learn sequence representations from users, as the attention mechanism in the transformer can effectively capture the historical interactions. Models like SAS-Rec [13] employ transformer layers to make predictions based on long-/short-term interactions. FDSA [41] combines item-level and feature-level sequences together to enhance the extraction of sequential patterns. TSCR [52] models item sequence and contextual information from conversations together to achieve better recommendation performance. AdaMCT [12] incorporates convolution neural networks into the transformer-based recommender system to model historical interactions. Uniquely, our method, Data-aware Neural Architecture Search for Recommender Systems (DNS-Rec) pioneers the realm of automatically exploring smaller yet more efficient architectures for transformer-based SRSs.

Resource Constrained NAS The evolution of resource-aware NAS techniques marks a significant shift in balancing performance with computational efficiency in recommender systems by integrating

Table 7: Impacts of the Layer Number L_d in the Data-aware Gates on the evaluation metrics and FLOPs

L_d	Recall@10	MRR@10	NDCG@10	FLOPs
0	0.7089	0.4141	0.4846	20M
1	0.7131	0.4169	0.4876	27M
2	0.7151	0.4207	0.4910	26M
3	0.7123	0.4238	0.4929	35M
4	0.7121	0.4224	0.4916	64M

computational constraints. Models like MONAS [10] utilize policy-based reinforcement learning, incorporating operation quantities directly into the reward function. Differentiable NAS [19] frameworks often employ metrics such as FLOPs, parameter size, and latency as penalty terms in the loss function, exemplified by ProxylessNAS [?] and FBNet [36]. ProxylessNAS models the architecture’s latency as a continuous value loss, while FBNet uses a lookup table for latency estimation of candidate operations. SNAS [38] emphasizes the differentiability of resource constraints, modeling network costs through linear functions. In contrast, our method, the Data-aware Neural Architecture Search for Recommender Systems (DNS-Rec), advances this field by focusing on recommendation accuracy while adhering to resource constraints, setting a new standard in the efficiency and effectiveness of recommender systems.

5 Conclusion

In this paper, we introduced an innovative approach to reduce computational overhead and resource inefficiency in Sequential Recommender Systems (SRSs) using attention-based mechanisms. Our Data-aware Neural Architecture Search for Recommender Systems (DNS-Rec) enhances both efficiency and accuracy. DNS-Rec integrates a data-aware gate mechanism and a dynamic resource constraint strategy, effectively reducing computational demands while improving recommendation performance. This method adapts historical user-item interactions into deep transformer layers, showing substantial promise in our extensive testing across various datasets. The results confirm DNS-Rec’s superiority over existing models and underscore its potential to enhance recommendation system efficiency without sacrificing accuracy. The principles developed here have broader implications, potentially impacting various machine learning and artificial intelligence applications, and providing a foundation for future research in efficient recommender systems.

Acknowledgments

This research was partially supported by Research Impact Fund (No.R1015-23), APRC - CityU New Research Initiatives (No.9610565, Start-up Grant for New Faculty of CityU), CityU - HKIDS Early Career Research Grant (No.9360163), Hong Kong ITC Innovation and Technology Fund Midstream Research Programme for Universities Project (No.ITS/034/22MS), Hong Kong Environmental and Conservation Fund (No. 88/2022), and SIRG - CityU Strategic Interdisciplinary Research Grant (No.7020046), Huawei (Huawei Innovation Research Program), Tencent (CCF-Tencent Open Fund, Tencent Rhino-Bird Focused Research Program), Ant Group (CCF-Ant Research Fund, Ant Group Research Fund), Alibaba (CCF-Alimama Tech Kangaroo Fund (No. 2024002)), CCF-BaiChuan-Ebtech Foundation Model Fund, and Kuaishou.

References

- [1] G Anandalingam and Terry L Friesz. 1992. Hierarchical optimization: An introduction. *Annals of Operations Research* (1992), 1–11.
- [2] Sajid Anwar, Kyuyeon Hwang, and Wonyong Sung. 2017. Structured pruning of deep convolutional neural networks. *ACM Journal on Emerging Technologies in Computing Systems (JETC)* (2017), 1–18.
- [3] Jianxin Chang, Chen Gao, Yu Zheng, Yiqun Hui, Yanan Niu, Yang Song, Depeng Jin, and Yong Li. 2021. Contrastive learning for sequential recommendation. In *Proc. of SIGIR*. 378–387.
- [4] Jianxin Chang, Chenbin Zhang, Yiqun Hui, Dewei Leng, Yanan Niu, Yang Song, and Kun Gai. 2023. Pepnet: Parameter and embedding personalized network for infusing with personalized prior information. In *Proc. of KDD*. 3795–3804.
- [5] Xavier Glorot and Yoshua Bengio. 2010. Understanding the difficulty of training deep feedforward neural networks. In *Proc. of AISTATS*. 249–256.
- [6] Song Han, Jeff Pool, John Tran, and William Dally. 2015. Learning both weights and connections for efficient neural network. *Proc. of NeurIPS* (2015).
- [7] Kaiming He, Xiangyu Zhang, Shaoqing Ren, and Jian Sun. 2015. Delving deep into rectifiers: Surpassing human-level performance on imagenet classification. In *Proc. of ICCV*. 1026–1034.
- [8] Balázs Hidasi, Alexandros Karatzoglou, Linas Baltrunas, and Domonkos Tikk. 2015. Session-based recommendations with recurrent neural networks. *arXiv preprint arXiv:1511.06939* (2015).
- [9] Yupeng Hou, Binbin Hu, Zhiqiang Zhang, and Wayne Xin Zhao. 2022. Core: simple and effective session-based recommendation within consistent representation space. In *Proc. of SIGIR*. 1026–1034.
- [10] Chi-Hung Hsu, Shu-Huan Chang, Jhao-Hong Liang, Hsin-Ping Chou, Chun-Hao Liu, Shih-Chieh Chang, Jia-Yu Pan, Yu-Ting Chen, Wei Wei, and Da-Cheng Juan. 2018. Monas: Multi-objective neural architecture search using reinforcement learning. *arXiv preprint arXiv:1806.10332* (2018).
- [11] Eric Jang, Shixiang Gu, and Ben Poole. 2016. Categorical reparameterization with gumbel-softmax. *arXiv preprint arXiv:1611.01144* (2016).
- [12] Juyong Jiang, Peiyan Zhang, Yingtao Luo, Chaozhuo Li, Jae Boum Kim, Kai Zhang, Senzhang Wang, Xing Xie, and Sunghun Kim. 2023. AdaMCT: adaptive mixture of CNN-transformer for sequential recommendation. In *CIKM 2023*. 976–986.
- [13] Wang-Cheng Kang and Julian McAuley. 2018. Self-attentive sequential recommendation. In *ICDM 2018*. 197–206.
- [14] Diederik P Kingma and Jimmy Ba. 2014. Adam: A method for stochastic optimization. *arXiv preprint arXiv:1412.6980* (2014).
- [15] Muyang Li, Zijian Zhang, Xiangyu Zhao, Wanyu Wang, Minghao Zhao, Runze Wu, and Ruocheng Guo. 2023. Automlp: Automated mlp for sequential recommendations. In *Proceedings of the ACM Web Conference 2023*. 1190–1198.
- [16] Jiahao Liang, Xiangyu Zhao, Muyang Li, Zijian Zhang, Wanyu Wang, Haochen Liu, and Zitao Liu. 2023. Mmmlp: Multi-modal multilayer perceptron for sequential recommendations. In *Proceedings of the ACM Web Conference 2023*. 1109–1117.
- [17] Weilin Lin, Xiangyu Zhao, Yejing Wang, Tong Xu, and Xian Wu. 2022. AdaFS: Adaptive feature selection in deep recommender system. In *Proc. of KDD*. 3309–3317.
- [18] Weilin Lin, Xiangyu Zhao, Yejing Wang, Yuanshao Zhu, and Wanyu Wang. 2023. Autodenoise: Automatic data instance denoising for recommendations. In *Proceedings of the ACM Web Conference 2023*. 1003–1011.
- [19] Hanxiao Liu, Karen Simonyan, and Yiming Yang. 2018. Darts: Differentiable architecture search. *arXiv preprint arXiv:1806.09055* (2018).
- [20] Haochen Liu, Xiangyu Zhao, Chong Wang, Xiaobing Liu, and Jiliang Tang. 2020. Automated embedding size search in deep recommender systems. In *Proc. of SIGIR*. 2307–2316.
- [21] Langming Liu, Liu Cai, Chi Zhang, Xiangyu Zhao, Jingtong Gao, Wanyu Wang, Yifu Lv, Wenqi Fan, Yiqi Wang, Ming He, et al. 2023. Linrec: Linear attention mechanism for long-term sequential recommender systems. In *Proc. of SIGIR*. 289–299.
- [22] Qiang Liu, Shu Wu, Diyi Wang, Zhaokang Li, and Liang Wang. 2016. Context-aware sequential recommendation. In *Proc. of ICDM*. 1053–1058.
- [23] Zhuang Liu, Jianguo Li, Zhiqiang Shen, Gao Huang, Shoumeng Yan, and Changshui Zhang. 2017. Learning efficient convolutional networks through network slimming. In *Proc. of ICCV*. 2736–2744.
- [24] Christos Louizos, Max Welling, and Diederik P Kingma. 2017. Learning sparse neural networks through L_0 regularization. *arXiv preprint arXiv:1712.01312* (2017).
- [25] Cheng Peng, Yangyang Li, Ronghua Shang, and Licheng Jiao. 2022. ReCNAS: Resource-Constrained Neural Architecture Search Based on Differentiable Annealing and Dynamic Pruning. *IEEE Transactions on Neural Networks and Learning Systems* (2022).
- [26] Hieu Pham, Melody Guan, Barret Zoph, Quoc Le, and Jeff Dean. 2018. Efficient neural architecture search via parameter sharing. In *Proc. of ICML*. 4095–4104.
- [27] Shaina Raza and Chen Ding. 2022. News recommender system: a review of recent progress, challenges, and opportunities. *Artificial Intelligence Review* (2022), 1–52.
- [28] Maying Shen, Pavlo Molchanov, Hongxu Yin, and Jose M Alvarez. 2022. When to prune? a policy towards early structural pruning. In *Proceedings of the CVPR*. 12247–12256.
- [29] Zhuoran Shen, Mingyuan Zhang, Haiyu Zhao, Shuai Yi, and Hongsheng Li. 2021. Efficient attention: Attention with linear complexities. In *Proceedings of the IEEE/CVF winter conference on applications of computer vision*. 3531–3539.
- [30] Fei Sun, Jun Liu, Jian Wu, Changhua Pei, Xiao Lin, Wenwu Ou, and Peng Jiang. 2019. BERT4Rec: Sequential recommendation with bidirectional encoder representations from transformer. In *Proc. of CIKM*. 1441–1450.
- [31] Jiayi Tang and Ke Wang. 2018. Personalized top-n sequential recommendation via convolutional sequence embedding. In *Proc. of WSDM*. 565–573.
- [32] Ashish Vaswani, Noam Shazeer, Niki Parmar, Jakob Uszkoreit, Llion Jones, Aidan N Gomez, Łukasz Kaiser, and Illia Polosukhin. 2017. Attention is all you need. *Proc. of NeurIPS* (2017).
- [33] Sinong Wang, Belinda Z Li, Madian Khabsa, Han Fang, and Hao Ma. 2020. Linformer: Self-attention with linear complexity. *arXiv preprint arXiv:2006.04768* (2020).
- [34] Yuhao Wang, Ha Tsz Lam, Yi Wong, Ziru Liu, Xiangyu Zhao, Yichao Wang, Bo Chen, Huifeng Guo, and Ruiming Tang. 2023. Multi-task deep recommender systems: A survey. *arXiv preprint arXiv:2302.03525* (2023).
- [35] Yejing Wang, Xiangyu Zhao, Tong Xu, and Xian Wu. 2022. Autofield: Automating feature selection in deep recommender systems. In *Proceedings of the ACM Web Conference 2022*. 1977–1986.
- [36] Bichen Wu, Xiaoliang Dai, Peizhao Zhang, Yanghan Wang, Fei Sun, Yiming Wu, Yuandong Tian, Peter Vajda, Yangqing Jia, and Kurt Keutzer. 2019. Fbnet: Hardware-aware efficient convnet design via differentiable neural architecture search. In *Proc. of CVPR*. 10734–10742.
- [37] Shiwen Wu, Fei Sun, Wentao Zhang, Xu Xie, and Bin Cui. 2022. Graph neural networks in recommender systems: a survey. *Comput. Surveys* (2022), 1–37.
- [38] Sirui Xie, Hehui Zheng, Chunxiao Liu, and Liang Lin. 2018. SNAS: stochastic neural architecture search. *arXiv preprint arXiv:1812.09926* (2018).
- [39] Xu Xie, Fei Sun, Zhaoyang Liu, Shiwen Wu, Jinyang Gao, Jiaodong Zhang, Bolin Ding, and Bin Cui. 2022. Contrastive learning for sequential recommendation. In *ICDE 2022*. 1259–1273.
- [40] Enming Yuan, Wei Guo, Zhicheng He, Huifeng Guo, Chengkai Liu, and Ruiming Tang. 2022. Multi-behavior sequential transformer recommender. In *Proc. of SIGIR*. 1642–1652.
- [41] Tingting Zhang, Pengpeng Zhao, Yanchi Liu, Victor S Sheng, Jiajie Xu, Deqing Wang, Guanfeng Liu, Xiaofang Zhou, et al. 2019. Feature-level Deeper Self-Attention Network for Sequential Recommendation. In *Proc. of IJCAI*. 4320–4326.
- [42] Kesen Zhao, Lixin Zou, Xiangyu Zhao, Maolin Wang, and Dawei Yin. 2023. User Retention-oriented Recommendation with Decision Transformer. In *Proceedings of the ACM Web Conference 2023*. 1141–1149.
- [43] Xiangyu Zhao, Changsheng Gu, Haoshenglu Zhang, Xiwang Yang, Xiaobing Liu, Jiliang Tang, and Hui Liu. 2021. Dear: Deep reinforcement learning for online advertising impression in recommender systems. In *Proc. of AAAI*. 750–758.
- [44] Xiangyu Zhao, Haochen Liu, Wenqi Fan, Hui Liu, Jiliang Tang, and Chong Wang. 2021. Autoloss: Automated loss function search in recommendations. In *Proc. of KDD*. 3959–3967.
- [45] Xiangyu Zhao, Maolin Wang, Xinjian Zhao, Jiansheng Li, Shucheng Zhou, Dawei Yin, Qing Li, Jiliang Tang, and Ruocheng Guo. 2023. Embedding in Recommender Systems: A Survey. *arXiv preprint arXiv:2310.18608* (2023).
- [46] Xiangyu Zhao, Long Xia, Jiliang Tang, and Dawei Yin. 2019. "Deep reinforcement learning for search, recommendation, and online advertising: a survey" by Xiangyu Zhao, Long Xia, Jiliang Tang, and Dawei Yin with Martin Vesely as coordinator. *ACM sigweb newsletter* (2019), 1–15.
- [47] Xiangyu Zhao, Long Xia, Liang Zhang, Zhuoye Ding, Dawei Yin, and Jiliang Tang. 2018. Deep reinforcement learning for page-wise recommendations. In *Proceedings of the 12th ACM conference on recommender systems*. 95–103.
- [48] Xiangyu Zhao, Liang Zhang, Zhuoye Ding, Long Xia, Jiliang Tang, and Dawei Yin. 2018. Recommendations with negative feedback via pairwise deep reinforcement learning. In *Proc. of KDD*. 1040–1048.
- [49] Xiangyu Zhao, Haochen Liu, Wenqi Fan, Hui Liu, Jiliang Tang, Chong Wang, Ming Chen, Xudong Zheng, Xiaobing Liu, and Xiwang Yang. 2021. Autoemb: Automated embedding dimensionality search in streaming recommendations. In *Proc. of ICDM*. 896–905.
- [50] You Zhou, Xiuqing Lin, Xiang Zhang, Maolin Wang, Gangwei Jiang, Huakang Lu, Yupeng Wu, Kai Zhang, Zhe Yang, Kehang Wang, et al. 2023. On the Opportunities of Green Computing: A Survey. *arXiv preprint arXiv:2311.00447* (2023).
- [51] Michael Zhu and Suyog Gupta. 2017. To prune, or not to prune: exploring the efficacy of pruning for model compression. *arXiv preprint arXiv:1710.01878* (2017).
- [52] Jie Zou, Evangelos Kanoulas, Pengjie Ren, Zhaochun Ren, Aixin Sun, and Cheng Long. 2022. Improving conversational recommender systems via transformer-based sequential modelling. In *CIKM 2022*. 2319–2324.