

# Parametric Matrix Models

Patrick Cook<sup>\*†1,2</sup>, Danny Jammooa<sup>\*‡1,2</sup>, Morten Hjorth-Jensen<sup>1,2,3</sup>, Daniel D. Lee<sup>4</sup>, and Dean Lee<sup>1,2</sup>

<sup>1</sup>*Facility for Rare Isotope Beams, Michigan State University, East Lansing, Michigan 48824*

<sup>2</sup>*Department of Physics and Astronomy, Michigan State University, East Lansing, Michigan 48824*

<sup>3</sup>*Department of Physics and Center for Computing in Science Education, University of Oslo, N-0316 Oslo, Norway*

<sup>4</sup>*Department of Electrical and Computer Engineering, Cornell Tech, New York, NY 10044*

January 23, 2024

## Abstract

We present a general class of machine learning algorithms called parametric matrix models. Parametric matrix models are based on matrix equations, and the design is motivated by the efficiency of reduced basis methods for approximating solutions of parametric equations. The dependent variables can be defined implicitly or explicitly, and the equations may use algebraic, differential, or integral relations. Parametric matrix models can be trained with empirical data only, and no high-fidelity model calculations are needed. While originally designed for scientific computing, parametric matrix models are universal function approximators that can be applied to general machine learning problems. After introducing the underlying theory, we apply parametric matrix models to a series of different challenges that show their performance for a wide range of problems. For all the challenges tested here, parametric matrix models produce accurate results within a computational framework that allows for parameter extrapolation and interpretability.

## 1 Introduction

Any machine learning algorithm can be expressed as a set of constraint equations,  $\vec{F}(\vec{c}, \vec{m}, \vec{y}) = 0$ , connecting input parameters  $\vec{c}$ , model parameters  $\vec{m}$  to be learned, and dependent variables  $\vec{y}$  comprising intermediate and final outputs. For example, the constraint equations may enforce the minimization of some specific loss function. For essentially all machine learning approaches, the constraint equa-

tions involve explicit relations defining each dependent variable. However, one can also consider constraint equations where the dependent variables are defined implicitly [1–6]. Here we introduce a general class of machine learning algorithms called parametric matrix models (PMMs), where the constraint equations to be solved are matrix equations. The dependent variables can be defined implicitly or explicitly, and the equations may use algebraic, differential, or integral relations. One very simple example is  $M(\vec{c}) = M_0 + \sum_i c_i M_i$ , where  $M_0$  and each  $M_i$  are Hermitian matrices, and the final outputs are eigenvalues of  $M(\vec{c})$ . The PMM can be designed to incor-

<sup>\*</sup>Contributed equally

<sup>†</sup>cookpat4@msu.edu; Corresponding author

<sup>‡</sup>jammooa@frib.msu.edu; Corresponding author

porate as much mathematical and scientific insight as possible or used more broadly as a universal function approximator that can be efficiently optimized. In practice, PMMs typically need fewer hyperparameters to tune as compared with other machine learning approaches, therefore requiring less fine-tuning and model crafting. This efficiency of description does not imply a loss of generality or flexibility. It is instead the result of a natural design that prioritizes functions with the simplest possible analytic properties when continued into the complex plane.

While PMMs use data-driven methods, they also borrow the mathematical structure of theory-based model-driven approaches such as reduced basis methods [7, 8] without the need for model data. Such an approach is already used in dynamic mode decomposition [9–12] for dynamical systems with coupled spatial and temporal modes. Matrix-based approaches have also been widely used in machine learning for dimensionality reduction [13–15]. This work introduces the general strategy of PMMs and shows the utility of PMMs for a broader class of problems.

To illustrate this, we consider the recently introduced eigenvector continuation (EC) method [16–23]. Eigenvector continuation is a reduced basis method that finds the eigenvectors and eigenvalues for a parameterized family of Hermitian matrices  $H(\vec{c})$  whose elements are analytic functions of  $\vec{c}$ . The EC calculation starts by picking some set of eigenvectors  $|v_j(\vec{c}_i)\rangle$  at selected values  $\vec{c} \in \{\vec{c}_i\}$ . It then projects all vectors to the subspace spanned by these eigenvector snapshots. The task then reduces to finding the eigenvalues and eigenvectors of a much smaller Hermitian matrix  $M(\vec{c})$ , whose elements are also analytic functions of  $\vec{c}$ . The eigenvalues are roots of the characteristic polynomial,  $\det[M(\vec{c}) - \lambda \mathbb{I}]$ . If we approximate the dependence on  $\vec{c}$  over some  $d$ -dimensional compact domain using polynomials, then each  $\lambda$  corresponds to the roots of a polynomial in  $\lambda$  with coefficients that are polynomials with respect to  $\vec{c}$ .

The resulting algebraic variety defining  $\lambda$  is endowed with some very useful properties. For all real values of  $\vec{c}$ ,  $\lambda$  will be analytic and bounded by the norm of  $M(\vec{c})$ , which is a polynomial in  $\vec{c}$ . Using only general arguments of analyticity, in Ref. [22] it is shown that with  $N_b$  basis vectors, the error of the

EC approximation diminishes as a decaying exponential function of  $N_b^{1/d}$  in the limit of large  $N_b$ . For the case of eigenvalue problems, PMMs capture the essential features of the EC calculations by proposing some unknown Hermitian matrix  $M(\vec{c})$  and learning the polynomials in  $\vec{c}$  that comprise its matrix elements.

The PMMs can achieve the same rapid convergence with matrix dimension as EC for eigenvalue problems. A constructive proof is to tune the matrix parameters to the same matrix  $M(\vec{c})$  corresponding to an EC calculation. However, this is not how PMMs will typically be used. A key computational advantage of PMMs is that they can be trained with empirical data only. No high-fidelity model calculations are needed. Despite starting with less information, there are many examples where PMMs still achieve superior performance when compared with EC.

For example, we consider first a simple system composed of  $N$  non-interacting spin-1/2 particles with the one-parameter Hamiltonian

$$H(c) = \frac{1}{2N} \sum_i^N (\sigma_i^z + c\sigma_i^x). \quad (1)$$

Here,  $\sigma_i^z$  and  $\sigma_i^x$  are the  $z$  and  $x$  Pauli matrices for spin  $i$ , respectively. We see in Fig. 1, that the EC method has difficulties in reproducing the ground state energy  $E_0$  for large  $N$  using five training points, or snapshots, which here are the eigenpairs obtained from the solution of the full  $N$ -spin problem. The PMM representation does not have this problem and is able to exactly reproduce  $E_0$  for all  $N$  using a learned  $2 \times 2$  matrix model only of the form  $M(c) = (\sigma^z + c\sigma^x)/2$ . While this particular example is a rather trivial non-interacting system, it illustrates the general principle that PMMs have more freedom than reduced basis methods. They do not need to correspond to a projection onto a fixed subspace, and this allows for efficient solutions to describe a wider class of problems.

The eigenvalue problem is only one example among many from a very broad class of problems that PMMs can address. For scientific computing applications, the general strategy is to incorporate as much of the underlying science and applied mathematics into the

structure of the PMM. However, PMMs can also be used for general problems outside the domain of scientific computing. The PMMs we have just discussed can output any polynomial function of the input parameters, and therefore the universal function approximation condition is guaranteed by the Weierstrass approximation theorem [24].

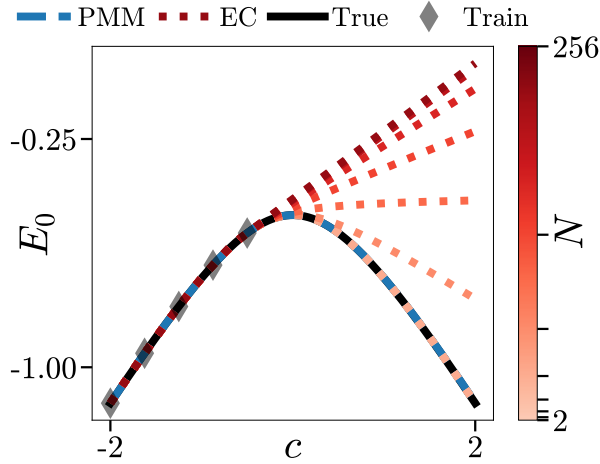


Figure 1: Results for the ground state energy of the Hamiltonian given by Eq. (1) as a function of the interaction strength parameter  $c$ . Extrapolated results from the 5 training points (diamond symbols) located where  $c < 0$  are shown for EC (dotted red) and a  $2 \times 2$  PMM (dashed blue). The exact ground state energy is shown in solid black.

We outline here the rest of this work. In the next section, in order to benchmark the performance and the versatility of PMMs, we consider three very different examples of interest to a broader audience. For each case, we compare the PMMs against other state-of-the-art methods. Our conclusions and perspectives for future studies are presented in the subsequent section. We also include several additional examples in the supplementary material.

## 2 Performance and Versatility of Parametric Matrix Models

In this section we showcase the performance and versatility of PMMs by applying the method to three distinct problems. The examples we consider are the energy levels of the quantum anharmonic oscillator (Sec. 2.1), the extrapolation of the so-called Trotter approximation errors in quantum computing (Sec. 2.2), and finally the unsupervised image clustering of handwritten digits (Sec. 2.3).

### 2.1 Quantum Anharmonic Oscillator

The quantum anharmonic oscillator describes the quantum mechanics of a particle confined by an external potential of the form  $V(x) = \frac{1}{2}kx^2 + \lambda x^4$ . The corresponding scaled Hamiltonian can be written as

$$H(g) = a^\dagger a + g(a^\dagger + a)^4, \quad (2)$$

where  $a^\dagger$  and  $a$  are creation and annihilation operators satisfying the relation  $aa^\dagger - a^\dagger a = 1$ . We have absorbed multiplicative and additive constants into the definition of  $H$ , and the relative anharmonicity is represented by the dimensionless parameter  $g$ . This model has attracted much interest and has been the subject of many theoretical and computational studies throughout the years [25–30].

The quantum anharmonic oscillator has a complicated analytical structure with an infinite number of branch points in the complex plane that accumulate at  $g = 0$  [31]. While the Hamiltonian is unbounded below for  $g < 0$ , applying a finite truncation of the basis states allows the Hamiltonian to be defined for all  $g$ . We perform this truncation using harmonic oscillator eigenstates corresponding to  $H(g = 0) = H(0)$  and make the restriction of maximum energy excitation  $N_{\max}$ . For the example considered here, we take  $N_{\max} = 100$ . For  $g < 0$ , there are large negative potential energies of equal depth for large positive  $x$  and large negative  $x$ . As a result, there is an approximate degeneracy of positive and negative parity states for  $g < 0$ . The energy gap between the lowest two energy states,  $E_1 - E_0$ , provides

a useful probe of this degeneracy for  $g < 0$  and the change in character as we cross  $g = 0$ .

We compare here the performance of a multilayer perceptron (MLP) neural network [32] and cubic spline interpolation [33] with our PMM approach in learning the lowest two energy levels  $E_0$  and  $E_1$  as a function of  $g$  [33]. For each case, we provide training data for  $E_0$  and  $E_1$  at ten evenly-spaced values of  $g$ , spanning the range  $g \in [-0.01, 0.01]$  and for validation data approximately 100 evenly-spaced points throughout the same domain. The validation set was withheld during training and only used to stop training before overfitting. The MLP we compared to used the rectified linear unit [32] as the activation function and had two hidden layers of 25 neurons each. We trained 100 of these MLPs and show the average results. For the cubic spline analysis, we applied the standard approach with zero curvature at the end points. For the PMM, we use a  $5 \times 5$  matrix model and use the matrix structure we would get from applying EC to the quantum anharmonic oscillator,  $M(g) = M_0 + gM_1$ , where  $M_0$  and  $M_1$  are Hermitian matrices. Using the unitary transformation to diagonalize  $M_0$ , we can simplify further to the form  $M(g) = D + gM'_1$ , where  $D$  is a real diagonal matrix. All of the nonzero entries of  $D$  and  $M'_1$  are learned by fitting the two lowest eigenvalues of  $M(g)$  to the training data.

Figure 2 shows the results for the three different approaches in comparison with the exact results. We see that the PMM performs significantly better than both the MLP and cubic spline. The superior performance is not specific to the example considered here. The PMM has the advantage that it learns the underlying physics of branch point singularities in the complex plane of  $g$  near the real axis [34]. We further explore this property of PMMs—as well as their ability to learn observables associated with the system—in the Supplemental Material.

## 2.2 Zero Trotter Step Extrapolation

One of the primary challenges in quantum computing is determining observables of interest while using circuits with as few qubits and quantum gates as possible. This minimal resource strategy is necessary due

to the limitations of noise and decoherence [35].

There are several efficient algorithms that determine energy levels on a quantum computer using the complex phases produced during the time evolution of quantum states [36–44]. The time evolution operator for time duration  $t$  corresponds to the exponential of the Hamiltonian,  $\exp\{-iHt\}$ . This is implemented as a product of evolution operators for small time steps  $dt$ ,  $\exp\{-iHdt\} \cdots \exp\{-iHdt\}$ . Each term  $U(dt) = \exp\{-iHdt\}$  can be approximated as a product of exponentials of the individual terms comprising  $H$ . This approximation becomes exact in the limit  $dt \rightarrow 0$  and is known as a Trotter product [45], and the generalization to products with higher-order errors in  $dt$  are called Trotter-Suzuki formulae [46–48].

The desired energies  $E_k$  are determined by setting  $\exp\{-iE_k dt\}$  equal to the eigenvalues of  $U(dt)$  and extrapolating to the limit  $dt \rightarrow 0$ . Data from small  $dt$  are often not possible due to the large number of quantum gates required. Several polynomial interpolation and extrapolation methods have therefore been developed [49–51]. In the following, we use PMMs to determine  $E_k$  and compare with polynomial interpolation methods.

We consider a one-dimensional quantum spin chain with nearest and next-to-nearest neighbor interactions. The Hamiltonian of this Heisenberg system is  $H = H_B + H_{J_1}^0 + H_{J_1}^1 + H_{J_2}^0 + H_{J_2}^1$ , where

$$\begin{aligned} H_B &= B \sum_i^N r_i \sigma_i^z \\ H_{J_1}^{0|1} &= J_1 \sum_{i \text{ even|odd}}^N (\sigma_i^x \sigma_{i+1}^x + \sigma_i^y \sigma_{i+1}^y + \sigma_i^z \sigma_{i+1}^z) \\ H_{J_2}^{0|1} &= J_2 \sum_{i \text{ even|odd}}^N (\sigma_i^x \sigma_{i+2}^x + \sigma_i^y \sigma_{i+2}^y + \sigma_i^z \sigma_{i+2}^z), \end{aligned} \quad (3)$$

where  $r_i$  are random real numbers ranging from  $[0, 1)$ . For  $U(dt)$ , we use the Trotter product

$$\begin{aligned} U(dt) &= \exp\{-iH_B dt\} \exp\{-iH_{J_1}^0 dt\} \\ &\quad \times \exp\{-iH_{J_1}^1 dt\} \exp\{-iH_{J_2}^0 dt\} \\ &\quad \times \exp\{-iH_{J_2}^1 dt\}. \end{aligned} \quad (4)$$



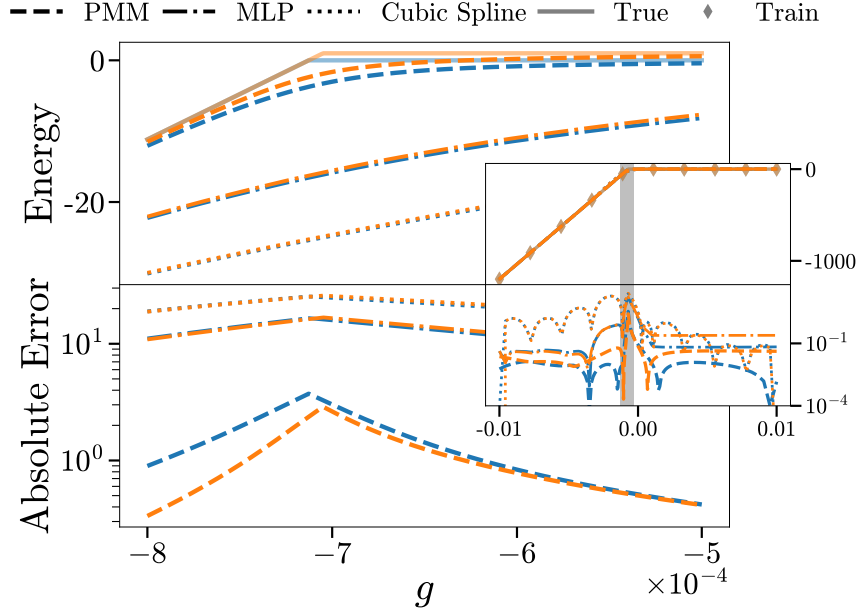


Figure 2: The two lowest two energies of the quantum anharmonic oscillator as a function of  $g$  (top) and the absolute error in the three methods used to interpolate the training data (bottom). The main figure focuses on the region of interest where the degeneracy between the first two levels is first broken. The inset shows the full domain of  $0.01 \leq g \leq 0.01$  with the focused region highlighted. These results show that not only does the PMM outperform MLP and cubic splines, but guarantees the preservation of important basic properties like level ordering where the other methods do not.

We use a PMM with the same underlying structure,

$$\begin{aligned}
 U_M(dt) = & \exp \{-iM_1 dt\} \exp \{-iM_2 dt\} \\
 & \times \exp \{-iM_3 dt\} \exp \{-iM_4 dt\} \\
 & \times \exp \{-iM_5 dt\},
 \end{aligned} \quad (5)$$

where each of the matrices,  $M_i$ , are  $10 \times 10$  Hermitian matrices. We use the values  $B = J_1 = 1$ , and  $J_2 = 0.5$ , and choose 10 values of  $dt$  spanning the range  $[-0.18, -0.15] \cup [0.15, 0.18]$ . We train the PMM using the ground state, first excited state, and second excited state for  $N = 8$  qubits with periodic boundary conditions.

Using the same training data, we compare the PMM results with polynomial interpolation. Since we do not have data at smaller values of  $dt$ , the polynomial fitting is less reliable than the Chebyshev polynomial interpolation used in Ref. [52]. The

results are shown in Fig. 3. Polynomial interpolation was not able to handle the sharp avoided level crossings involving the first and second excited states. In contrast, the PMM reproduces the avoided level crossings properly—which are not present in the training data—and also predicts the first and second excited states at  $dt = 0$  with much higher accuracy.

## 2.3 Unsupervised Image Clustering

To demonstrate the usefulness of PMMs beyond scientific computing—in areas that are dominated by neural networks—we apply a PMM to the problem of unsupervised image clustering on the MNIST dataset. This dataset consists of 60 000 (10 000) labeled training (test)  $28 \times 28$  monochrome images of handwritten digits from 0 to 9. The goal of an un-

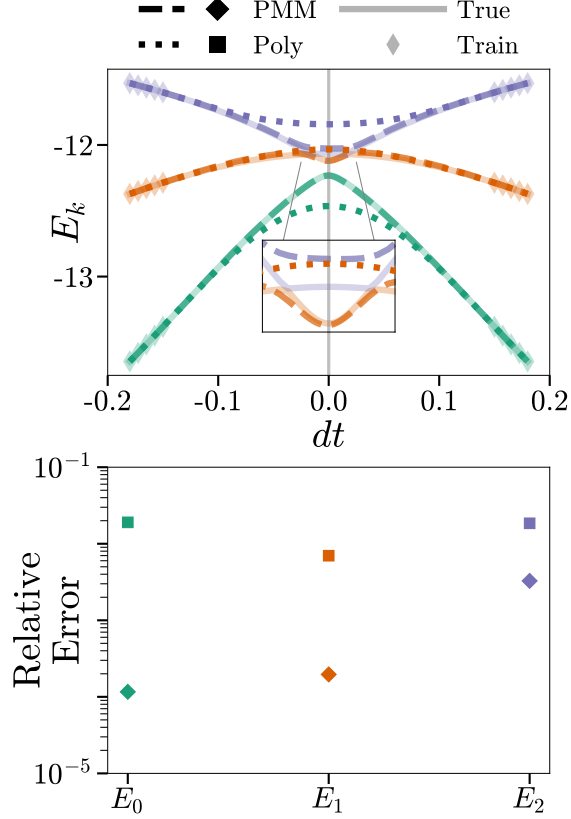


Figure 3: Results for selected energy levels in the one-dimensional Heisenberg spin chain with nearest-neighbor and next-nearest-neighbor interactions (top) as well as the relative error for the extrapolated values at  $dt = 0$  (bottom). We show the  $10 \times 10$  PMM results (dashed lines, square diamonds), polynomial interpolation results (dotted lines, squares), exact diagonalization calculation of Trotter ground-truth (solid lines), and Trotter training data (thin diamonds). The vertical grey line highlights  $dt = 0$ .

supervised learning algorithm on this dataset is to—without the use of any data labels—project this data from the original  $28 \times 28 = 784$  dimensional space to a significantly lower dimensional space, often to just 2 dimensions. This projection should cluster similar images together in the low dimensional space, effectively identifying the 10 different digits without knowing what image is what digit, or even that there are 10 digits.

We apply an  $8 \times 8$  PMM of the form  $M(\vec{c}) = D + \sum_{i=1}^{784} c_i M_i$ , where  $D$  is a real diagonal matrix and  $M_i$  are complex hermitian matrices whose individual matrix elements are drawn from a tensor network in order to drastically reduce the number of training parameters. The details of this tensor network PMM are described in the Supplementary Material Sec. A.3. Results both with and without this tensor network formulation were qualitatively and quantitatively indistinguishable. We trained the PMM using only 10 000 images from the training set. For each image  $\vec{c}$ , the projected output was taken to be the two most-interior eigenvalues of the PMM  $M(\vec{c})$ . Training the PMM is done in a manner similar to t-distributed Stochastic Neighbor Embedding (t-SNE) by minimizing the Kullback-Leibler divergence between the original data and the projected data [53]. Figure 4 shows the results of the learned embedding by a PMM applied to the training data as well as 10 000 images from the MNIST test set which were unseen during training. Table 1 shows the 1-nearest-neighbor generalization error of our embedding compared to Principal Component Analysis (PCA), a supervised technique known as Neighborhood Components Analysis (NCA), an autoencoder, and parametric t-SNE [54, 55]. The 1-nearest-neighbor generalization error measures the percentage of nearest neighbor pairs in the low-dimensional embedding which were not part of the same class. An important note is that we did not preprocess the original dataset in any way as is usually done when using t-SNE-like methods to reduce the dimensionality of the training data [53, 56]. Our results demonstrate that a PMM is able to produce a high-quality parametric embedding, which basic t-SNE methods alone cannot do without preprocessing, pretraining, and fine-tuning [54]. Moreover, these results demonstrate the

utility of PMMs beyond scientific computing.

### 3 Summary and Outlook

We have introduced PMMs as a general class of machine learning algorithms and presented three examples showing the performance and utility of the approach. The first example addressed the quantum anharmonic oscillator near the point  $g = 0$ , where the character of the energy states changes abruptly. The PMM is able to reproduce the lowest two energy levels as a function of  $g$  much more accurately than the other emulators. This suggests that PMMs can be useful for mapping out the properties of systems with complicated phase structures. Since detailed model data is not required for the PMM, such features could be learned directly from empirical data.

In the second example, we showed that a PMM is able to perform Trotter extrapolation to the limit of zero step size. This will be of substantial utility for a wide range of quantum computing applications, where the limitations of quantum coherence and gate error rates prevent evaluations at very small step size.

While originally designed for scientific computing, PMMs can be used for general machine learning problems. Our third example showed the application of a PMM to unsupervised image clustering using a dataset of handwritten images. Our first application of a PMM to this problem is already competitive with state-of-art machine learning algorithms—with far fewer hyperparameters. Further developments in PMMs should make the performance substantially better. Work in this direction is currently in progress as well as efforts to apply PMMs to other categories of machine learning problems.

### Acknowledgements

We are grateful for discussions with Pablo Giuliani and Kyle Godbey, who are developing similar ideas with collaborators that combine reduced basis methods with machine learning. We also thank Scott Bogner, Heiko Hergert, Caleb Hicks, Yuan-Zhuo Ma, Jacob Watkins, and Xilin Zhang for useful discus-

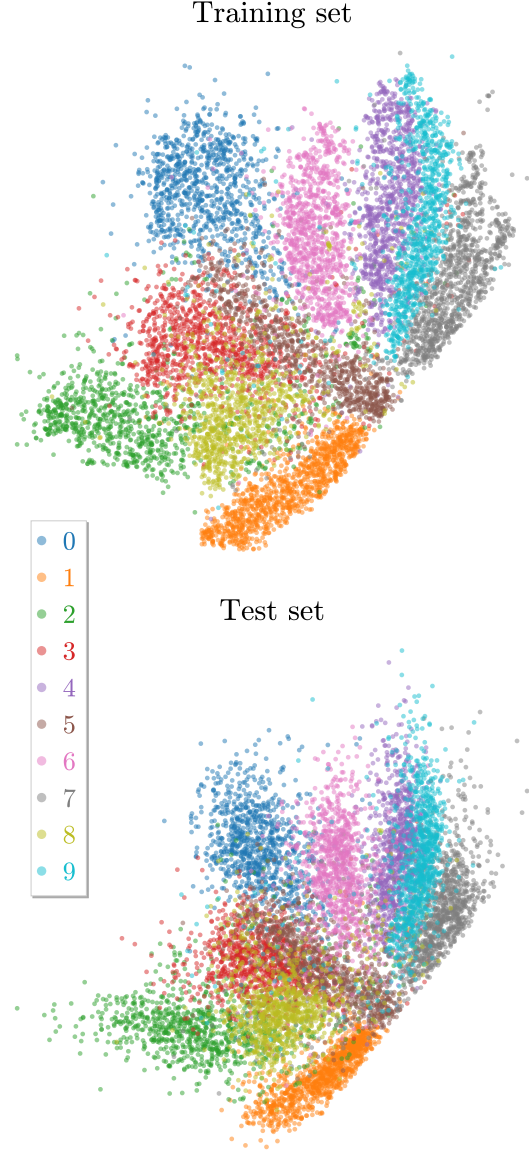


Figure 4: PMM embedding applied to the 10 000 images from the MNIST training dataset which were used for training (top) as well as 10 000 images from the MNIST test set which were entirely unseen during training.

Method	Training Examples	Train Error	Test Error	Source
PCA	60 000	—	78.16%	[54]
NCA	60 000	—	56.84%	[54]
Autoencoder	60 000	—	66.84%	[54]
Par. t-SNE	60 000	—	9.90%	[54]
Par. t-SNE	10 000	9.92%	13.09%	This work
PMM	10 000	17.66%	34.43%	This work

Table 1: Comparison of 1-nearest-neighbor generalization errors of PCA, NCA, an autoencoder, parametric t-SNE, and a PMM applied to the MNIST handwritten digits dataset. Lower error values are better. These results show that a PMM outperforms all but the most fine-tuned clustering method while only having access to one sixth the training data.

sions and suggestions. This research is supported in part by U.S. Department of Energy (DOE) Office of Science grants DE-SC0024586, DE-SC0023658 and DE-SC0021152. P.C. was partially supported by the U.S. Department of Defense (DoD) through the National Defense Science and Engineering Graduate (NDSEG) Fellowship Program. M.H.-J. is partially supported by U.S. National Science Foundation (NSF) Grants PHY-1404159 and PHY-2013047. Da.L. is partially supported by the National Institutes of Health grant NINDS (1U19NS104653) and NSF grant IIS-2132846. De.L. is partially supported by DOE grant DE-SC0013365, NSF grant PHY-2310620, and SciDAC-5 NUCLEI Collaboration.

## Author Contributions

P.C. and D.J. carried out the theoretical analyses and the numerical implementations. M.H.-J., Da.L., and De.L. supervised the work. All authors contributed to the discussion of the results and manuscript.

## References

- [1] Ricky TQ Chen, Yulia Rubanova, Jesse Bettencourt, and David K Duvenaud. Neural ordinary differential equations. *Advances in neural information processing systems*, 31, 2018.
- [2] Shaojie Bai, J Zico Kolter, and Vladlen Koltun. Deep equilibrium models. *Advances in Neural Information Processing Systems*, 32, 2019.
- [3] Ziming Zhang, Anil Kag, Alan Sullivan, and Venkatesh Saligrama. Equilibrated recurrent neural network: Neuronal time-delayed self-feedback improves accuracy and stability. *arXiv preprint arXiv:1903.00755*, 2019.
- [4] Anil Kag, Ziming Zhang, and Venkatesh Saligrama. RNNs evolving on an equilibrium manifold: A panacea for vanishing and exploding gradients? *arXiv preprint arXiv:1908.08574*, 2019.
- [5] Fangda Gu, Armin Askari, and Laurent El Ghaoui. Fenchel lifted networks: A lagrange relaxation of neural network training. In *International Conference on Artificial Intelligence and Statistics*, pages 3362–3371. PMLR, 2020.
- [6] Laurent El Ghaoui, Fangda Gu, Bertrand Travacca, Armin Askari, and Alicia Tsai. Implicit deep learning. *SIAM Journal on Mathematics of Data Science*, 3(3):930–958, 2021.
- [7] Alfio Quarteroni, Andrea Manzoni, and Federico Negri. *Reduced basis methods for partial differential equations: an introduction*, volume 92. Springer, 2015.
- [8] J.S. Hesthaven, G. Rozza, and B. Stamm. *Certified Reduced Basis Methods for Parametrized*

- Partial Differential Equations*. SpringerBriefs in Mathematics. Springer International Publishing, 2016.
- [9] Peter J. Schmid. Dynamic mode decomposition of numerical and experimental data. *Journal of Fluid Mechanics*, 656:5–28, 2010.
  - [10] Jonathan H Tu. *Dynamic mode decomposition: Theory and applications*. PhD thesis, Princeton University, 2013.
  - [11] Joshua L Proctor, Steven L Brunton, and J Nathan Kutz. Dynamic mode decomposition with control. *SIAM Journal on Applied Dynamical Systems*, 15(1):142–161, 2016.
  - [12] J Nathan Kutz, Steven L Brunton, Bingni W Brunton, and Joshua L Proctor. *Dynamic mode decomposition: data-driven modeling of complex systems*. SIAM, 2016.
  - [13] Daniel Lee and H Sebastian Seung. Algorithms for non-negative matrix factorization. *Advances in neural information processing systems*, 13, 2000.
  - [14] Yu-Xiong Wang and Yu-Jin Zhang. Nonnegative matrix factorization: A comprehensive review. *IEEE Transactions on knowledge and data engineering*, 25(6):1336–1353, 2012.
  - [15] Lawrence K Saul. A geometrical connection between sparse and low-rank matrices and its application to manifold learning. *Transactions on Machine Learning Research*, 2022.
  - [16] Dillon Frame, Rongzheng He, Ilse Ipsen, Daniel Lee, Dean Lee, and Ermal Rrapaj. Eigenvector continuation with subspace learning. *Phys. Rev. Lett.*, 121:032501, Jul 2018.
  - [17] P. Demol, T. Duguet, A. Ekström, M. Frosini, K. Hebel, S. König, D. Lee, A. Schwenk, V. Somà, and A. Tichai. Improved many-body expansions from eigenvector continuation. *Phys. Rev. C*, 101(4):041302, 2020.
  - [18] S. König, A. Ekström, K. Hebel, D. Lee, and A. Schwenk. Eigenvector Continuation as an Efficient and Accurate Emulator for Uncertainty Quantification. *Phys. Lett. B*, 810:135814, 2020.
  - [19] Andreas Ekström and Gaute Hagen. Global sensitivity analysis of bulk properties of an atomic nucleus. *Phys. Rev. Lett.*, 123(25):252501, 2019.
  - [20] R. J. Furnstahl, A. J. Garcia, P. J. Millican, and Xilin Zhang. Efficient emulators for scattering using eigenvector continuation. *Phys. Lett. B*, 809:135719, 2020.
  - [21] Avik Sarkar and Dean Lee. Convergence of Eigenvector Continuation. *Phys. Rev. Lett.*, 126(3):032501, 2021.
  - [22] Thomas Duguet, Andreas Ekström, Richard J. Furnstahl, Sebastian König, and Dean Lee. Eigenvector Continuation and Projection-Based Emulators. 10 2023.
  - [23] Caleb Hicks and Dean Lee. Trimmed sampling algorithm for the noisy generalized eigenvalue problem. *Phys. Rev. Res.*, 5(2):L022001, 2023.
  - [24] Jan Brinkhuis and Vladimir Tikhomirov. *Optimization*. Princeton University Press, Princeton, 2006.
  - [25] R McWeeny and Charles Alfred Coulson. Quantum mechanics of the anharmonic oscillator. In *Mathematical Proceedings of the Cambridge Philosophical Society*, volume 44, pages 413–422. Cambridge University Press, 1948.
  - [26] K Banerjee, SP Bhatnagar, V Choudhry, and SS Kanwal. The anharmonic oscillator. *Proceedings of the Royal Society of London. A. Mathematical and Physical Sciences*, 360(1703):575–586, 1978.
  - [27] ID Feranchuk, LI Komarov, IV Nichipor, and AP Ulyanenko. Operator method in the problem of quantum anharmonic oscillator. *Annals of physics*, 238(2):370–440, 1995.

- [28] Carl M Bender and Luis MA Bettencourt. Multiple-scale analysis of the quantum anharmonic oscillator. *Physical review letters*, 77(20):4114, 1996.
- [29] Mojtaba Jafarpour and Davood Afshar. Calculation of energy eigenvalues for the quantum anharmonic oscillator with a polynomial potential. *Journal of Physics A: Mathematical and General*, 35(1):87, 2001.
- [30] M Companys Franzke, Alexander Tichai, Kai Hebeler, and Achim Schwenk. Excited states from eigenvector continuation: The anharmonic oscillator. *Physics Letters B*, 830:137101, 2022.
- [31] Carl M. Bender and Tai Tsun Wu. Anharmonic oscillator. *Phys. Rev.*, 184:1231–1260, Aug 1969.
- [32] Ian Goodfellow, Yoshua Bengio, and Aaron Courville. *Deep Learning*. The MIT Press, Cambridge, Massachusetts, 2016.
- [33] J. Stoer and R. Bulirsch. *Introduction to Numerical Analysis*. Springer-Verlag, Berlin, 1993.
- [34] Tosio Kato. *Perturbation Theory for Linear Operators*. 1966.
- [35] Frank Leymann and Johanna Barzen. The bitter truth about gate-based quantum algorithms in the nisq era. *Quantum Science and Technology*, 5(4):044007, 2020.
- [36] A. Yu. Kitaev. Quantum measurements and the Abelian stabilizer problem. *Electronic Colloquium on Computational Complexity*, 3, 1995.
- [37] Daniel S. Abrams and Seth Lloyd. Simulation of many body Fermi systems on a universal quantum computer. *Phys. Rev. Lett.*, 79:2586–2589, 1997.
- [38] Uwe Dorner, Rafal Demkowicz-Dobrzanski, Brian J Smith, Jeff S Lundeen, Wojciech Wasilewski, Konrad Banaszek, and Ian A Walmsley. Optimal quantum phase estimation. *Phys. Rev. Lett.*, 102(4):040403, 2009.
- [39] Krysta M. Svore, Matthew B. Hastings, and Michael Freedman. Faster Phase Estimation. 4 2013.
- [40] Kenneth Choi, Dean Lee, Joey Bonitati, Zhengrong Qian, and Jacob Watkins. Rodeo Algorithm for Quantum Computing. *Phys. Rev. Lett.*, 127(4):040505, 2021.
- [41] Edgar Andres Ruiz Guzman and Denis Lacroix. Accessing ground-state and excited-state energies in a many-body system after symmetry restoration using quantum computers. *Phys. Rev. C*, 105(2):024324, 2022.
- [42] Zhengrong Qian, Jacob Watkins, Gabriel Given, Joey Bonitati, Kenneth Choi, and Dean Lee. Demonstration of the Rodeo Algorithm on a Quantum Computer. 10 2021.
- [43] Max Bee-Lindgren, Zhengrong Qian, Matthew DeCross, Natalie C. Brown, Christopher N. Gilbreth, Jacob Watkins, Xilin Zhang, and Dean Lee. Rodeo Algorithm with Controlled Reversal Gates. 8 2022.
- [44] Thomas D. Cohen and Hyunwoo Oh. Optimizing the rodeo projection algorithm. *Phys. Rev. A*, 108(3):032422, 2023.
- [45] Hale F Trotter. On the product of semi-groups of operators. *Proceedings of the American Mathematical Society*, 10(4):545–551, 1959.
- [46] Masuo Suzuki. Generalized Trotter’s formula and systematic approximants of exponential operators and inner derivations with applications to many-body problems. *Comm. Math. Phys.*, 51(2):183–190, June 1976.
- [47] Masuo Suzuki. General decomposition theory of ordered exponentials. *Proceedings of the Japan Academy, Series B*, 69(7):161–166, 1993.
- [48] Andrew M Childs, Yuan Su, Minh C Tran, Nathan Wiebe, and Shuchen Zhu. Theory of Trotter error with commutator scaling. *Physical Review X*, 11(1):011020, 2021.



- [49] Suguru Endo, Qi Zhao, Ying Li, Simon Benjamin, and Xiao Yuan. Mitigating algorithmic errors in a hamiltonian simulation. *Phys. Rev. A*, 99:012334, Jan 2019.
- [50] Almudena Carrera Vazquez, Ralf Hiptmair, and Stefan Woerner. Enhancing the quantum linear systems algorithm using richardson extrapolation. *ACM Transactions on Quantum Computing*, 3(1):1–37, 2022.
- [51] Gumaro Rendon, Jacob Watkins, and Nathan Wiebe. Improved Accuracy for Trotter Simulations Using Chebyshev Interpolation. 12 2022.
- [52] Gumaro Rendon, Jacob Watkins, and Nathan Wiebe. Improved error scaling for Trotter simulations through extrapolation, 2023.
- [53] Laurens van der Maaten and Geoffrey Hinton. Visualizing data using t-SNE. *Journal of Machine Learning Research*, 9:2579–2605, 11 2008.
- [54] Laurens van der Maaten. Learning a parametric embedding by preserving local structure. *Journal of Machine Learning Research - Proceedings Track*, 5:384–391, 01 2009.
- [55] Jacob Goldberger, Geoffrey E Hinton, Sam Roweis, and Russ R Salakhutdinov. Neighbourhood components analysis. In L. Saul, Y. Weiss, and L. Bottou, editors, *Advances in Neural Information Processing Systems*, volume 17. MIT Press, 2004.
- [56] Laurens van der Maaten. Accelerating t-SNE using tree-based algorithms. *Journal of Machine Learning Research*, 15(93):3221–3245, 2014.
- [57] W D Heiss, F G Scholtz, and H B Geyer. The large n behaviour of the lipkin model and exceptional points. *Journal of Physics A: Mathematical and General*, 38(9):1843, feb 2005.
- [58] W D Heiss. The physics of exceptional points. *Journal of Physics A: Mathematical and Theoretical*, 45(44):444016, oct 2012.
- [59] I. Dzyaloshinsky. A thermodynamic theory of “weak” ferromagnetism of antiferromagnetics. *Journal of Physics and Chemistry of Solids*, 4(4):241–255, 1958.
- [60] Tôru Moriya. Anisotropic superexchange interaction and weak ferromagnetism. *Physical review*, 120(1):91, 1960.
- [61] Mostafa Motamedifar, Fatemeh Sadeghi, and Mojtaba Golshani. Entanglement transmission due to the Dzyaloshinskii-Moriya interaction. *Scientific Reports*, 13(1):2932, 2023.
- [62] Chandrashekar Radhakrishnan, Manikandan Parthasarathy, Segar Jambulingam, and Tim Byrnes. Quantum coherence of the Heisenberg spin models with Dzyaloshinsky-Moriya interactions. *Scientific Reports*, 7(1):13865, 2017.
- [63] Qinghui Li, Chuanzheng Miao, Yuliang Xu, and Xiangmu Kong. Quantum entanglement in Heisenberg model with Dzyaloshinskii-Moriya interactions. *Journal of Superconductivity and Novel Magnetism*, 36(3):957–964, 2023.
- [64] D. Perez-Garcia, F. Verstraete, M. M. Wolf, and J. I. Cirac. Matrix product state representations. *Quantum Info. Comput.*, 7(5):401–430, jul 2007.

## A Supplementary Material

### A.1 Effective Hamiltonian for the Lipkin-Meshkov-Glick Model

In this section, we apply the same PMM formulation as discussed in Section 2.1 to the Lipkin-Meshkov-Glick (LMG) model. The Hamiltonian for the LMG model is given by:

$$H(c) = -S_z - \frac{2c}{N}(S_x^2 - \frac{1}{2}S_y^2) \quad (6)$$

When  $c < 0.5$ , the ground state of the LMG model maintains normal phase symmetry. For  $c > 0.5$ , a deformed phase emerges, breaking symmetry and causing degeneracy between even and odd  $n$ . This quantum phase transition arises from the involvement of exceptional points (EPs) in the complex plane [57, 58]. We trained a  $15 \times 15$  PMM on the 5 lowest energies of a 100 site LMG model given 10 real values of  $c \in [0, 1]$  for each energy as seen in Figure 5. The learned PMM was then used to learn other observables and to extrapolate the ground state energy for complex values of  $c$ .

Given data for observables  $\langle S_x^2(c) \rangle / N^2$  and  $\langle S_z(c) \rangle / N$  in the ground state, one can apply the learned PMM to learn an observable  $O$ , which is a simple  $15 \times 15$  Hermitian matrix.  $O$  is learned by fitting  $\langle \psi_0(c) | O | \psi_0(c) \rangle$  to the data, where  $|\psi_0(c)\rangle$  is the ground state eigenvector of the learned PMM for the energies. The training data for  $\langle S_x^2(c) \rangle / N^2$ ,  $(\langle S_z(c) \rangle / N)$  consisted of 20 values of  $c$  in the range  $[0, 0.4] \cup [0.6, 1]$ ,  $([0, 0.4] \cup [0.55, 1])$  respectively. A separate  $O$  was learned for each observable. Figures 6 and 7 show our results and compares them to those from the average of 100 MLPs with two hidden layers with 100 and 50 neurons respectively as well as cubic spline interpolation. These results demonstrate the superior performance of a PMM in interpolating sparse data. Moreover, these results show that the PMM for the energy of the system can be used in a Hamiltonian-like way; the eigenvectors of this PMM can be used exactly like state vectors to learn some related observables of the system.

Using this example, we demonstrate the unique and powerful ability of PMMs to extrapolate to complex values of the input features based purely on real-valued training data. Figure 8 shows the ground state energy eigenvalue of both the exact Hamiltonian and the learned PMM for the energy for complex values of  $c$ . Remarkably, the PMM accurately captures the structure of the true underlying data, despite only having access to real values of  $c$  during training. An important note is that the discontinuities near the phase transition arise from the permutation of eigenvalues. A more sophisticated sorting algorithm that is able to accurately track the trajectories of the eigenvalues for complex  $c$  would be needed to address this.

### A.2 Second Trotter Extrapolation Example

We consider a quantum spin system corresponding to a one-dimensional Heisenberg model with an antisymmetric spin-exchange term known as the Dzyaloshinskii-Moriya (DM) interaction term [59, 60]. Such spin models have recently attracted interest in studies of quantum coherence and entanglement [61–63]. The Hamiltonian for this system is  $H = H_B + H_J^0 + H_J^1 + H_D^0 + H_D^1$ , where

$$\begin{aligned} H_B &= B \sum_i r_i \sigma_i^z, \\ H_J^{0|1} &= J \sum_{i \text{ even} | \text{ odd}} (\sigma_i^x \sigma_{i+1}^x + \sigma_i^y \sigma_{i+1}^y + \sigma_i^z \sigma_{i+1}^z), \\ H_D^{0|1} &= D \sum_{i \text{ even} | \text{ odd}} (\sigma_i^x \sigma_{i+1}^y - \sigma_i^y \sigma_{i+1}^x), \end{aligned} \quad (7)$$

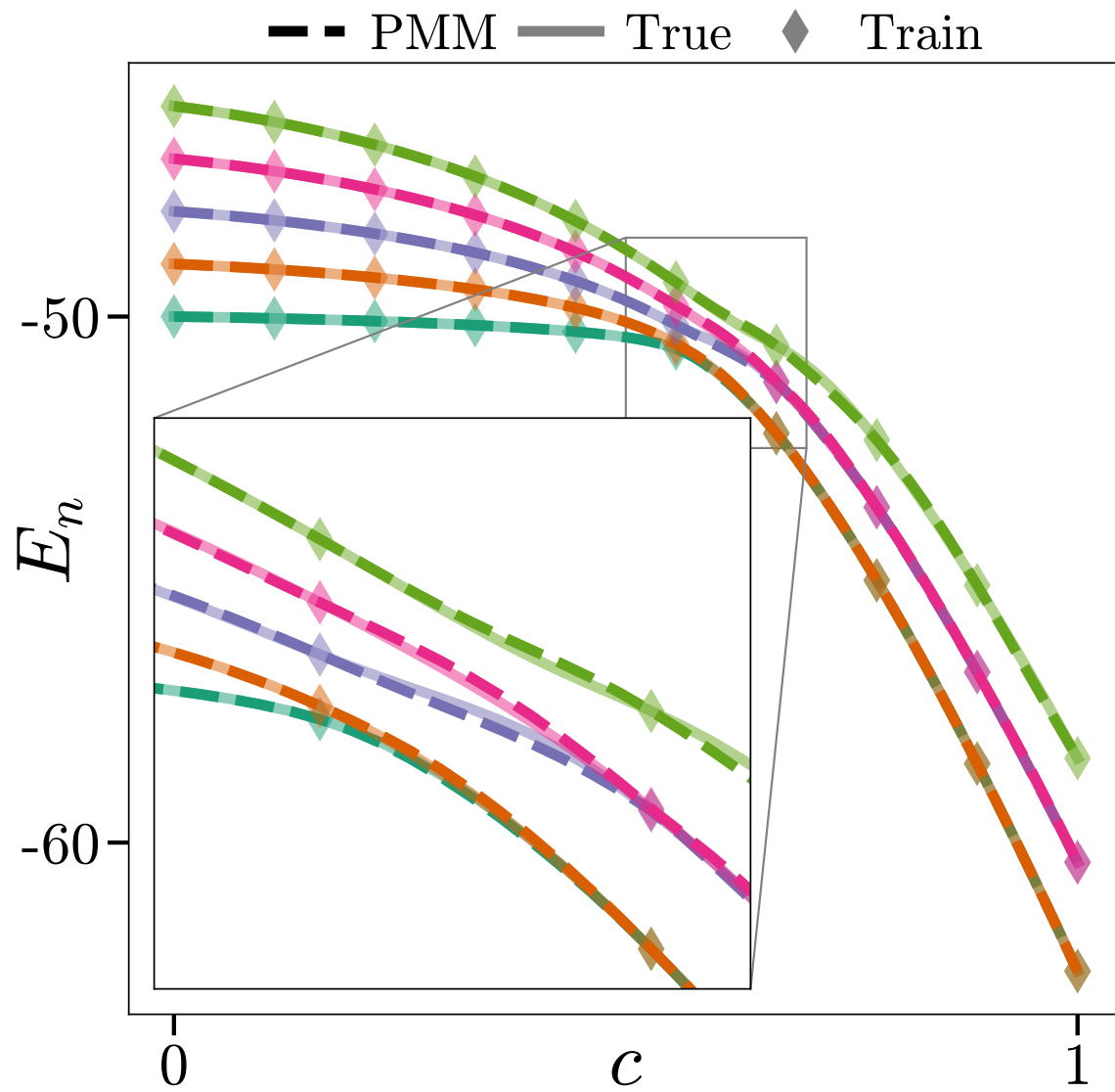


Figure 5: Results of training a  $15 \times 15$  PMM on the five lowest energies of a 100 site LMG model in the region of the phase transition.

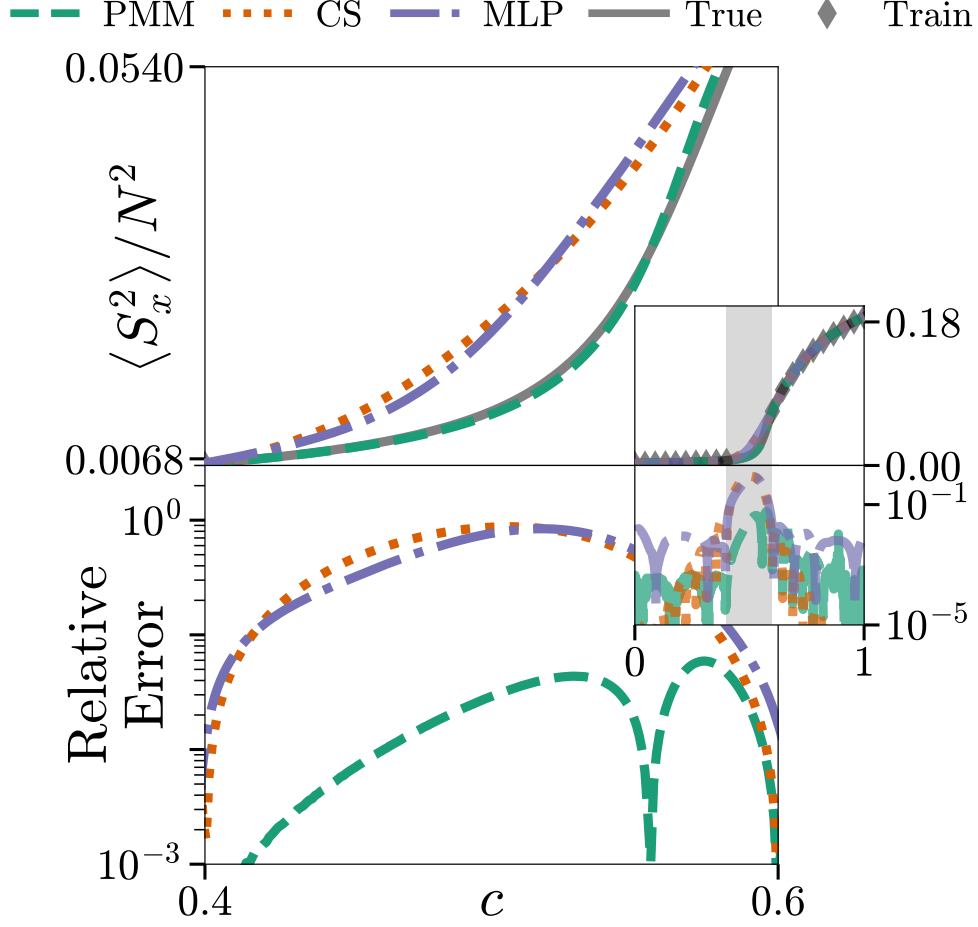


Figure 6: Results of using the ground state eigenvector of the PMM used to learn the energies of the LMG model to learn  $\langle S_x^2 \rangle / N^2$  in the ground state. Comparisons with the average of 100 MLPs (dash-dotted) and cubic spline interpolation (dotted) show the superior performance of the PMM. The top plots show the learned (dashed) and exact (solid) values; the bottom plots show the relative error. The main figure focuses in on the region of the phase transition, where there was no training data. The inset shows the full domain  $0 \leq c \leq 1$  with the focused region highlighted.

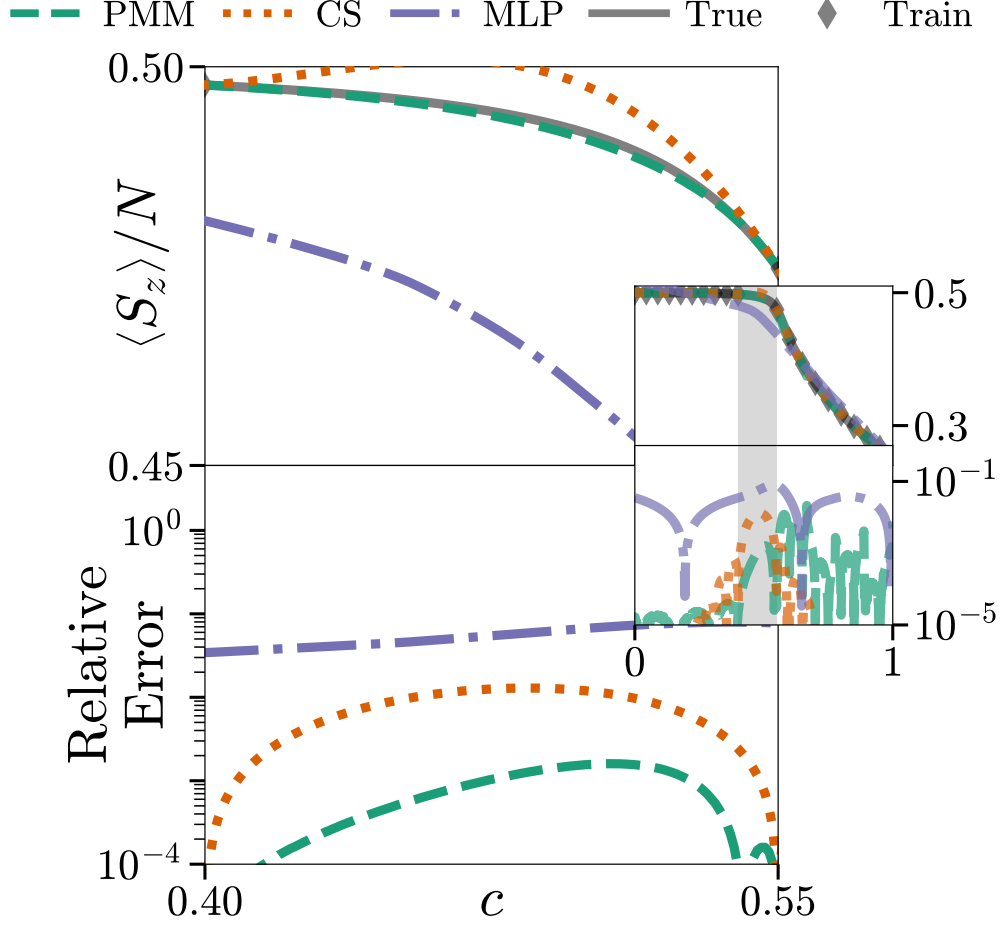


Figure 7: Results of using the ground state eigenvector of the PMM used to learn the energies of the LMG model to learn  $\langle S_z^2 \rangle / N$  in the ground state. Comparisons with the average of 100 MLPs (dash-dotted) and cubic spline interpolation (dotted) show the superior performance of the PMM. The top plots show the learned (dashed) and exact (solid) values; the bottom plots show the relative error. The main figure focuses in on the region of the phase transition, where there was no training data. The inset shows the full domain  $0 \leq c \leq 1$  with the focused region highlighted.

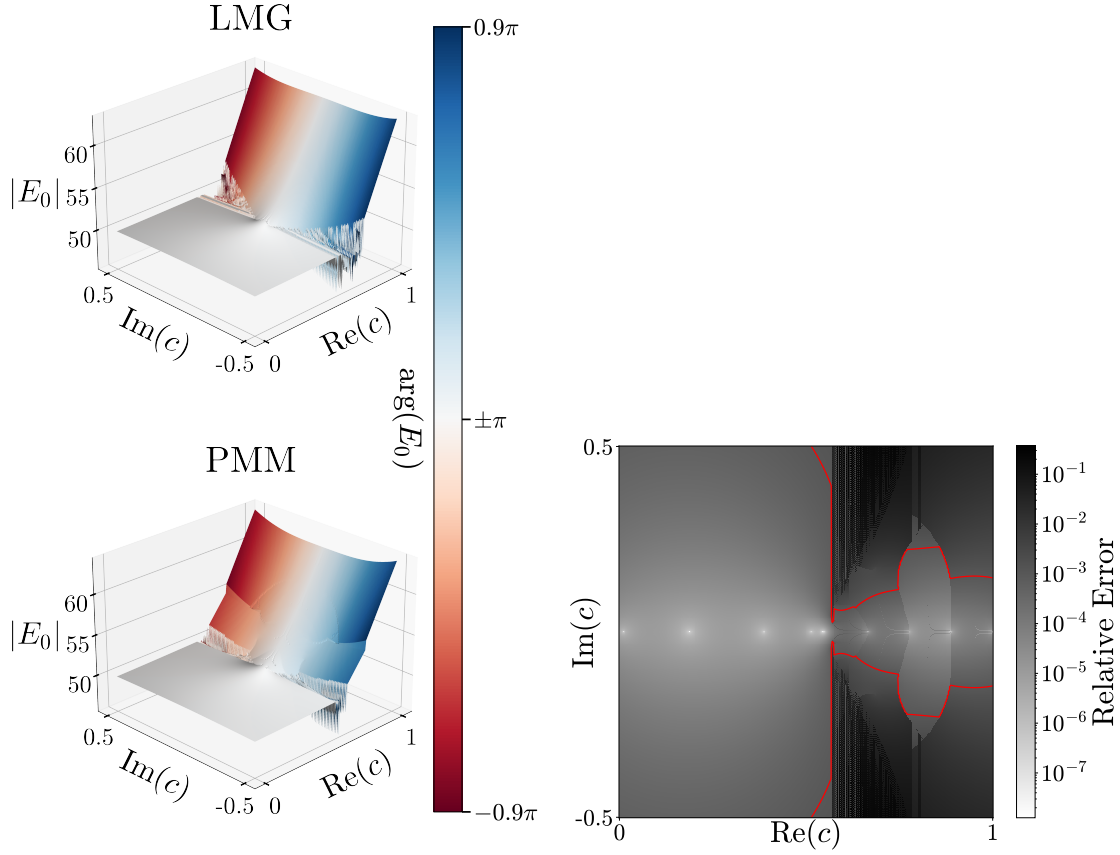


Figure 8: Results of using the PMM trained on energies of the LMG model with real-valued  $c$  to extrapolate the ground state energy for complex valued  $c$ . The left plots show the learned (bottom) and exact (top) values. The height of the surface corresponds to the magnitude of  $E_0$  while the color corresponds to the argument. The right plot shows the relative error between the exact values and the learned extrapolated values. The red contour shows where the error is  $10^{-3}$ .



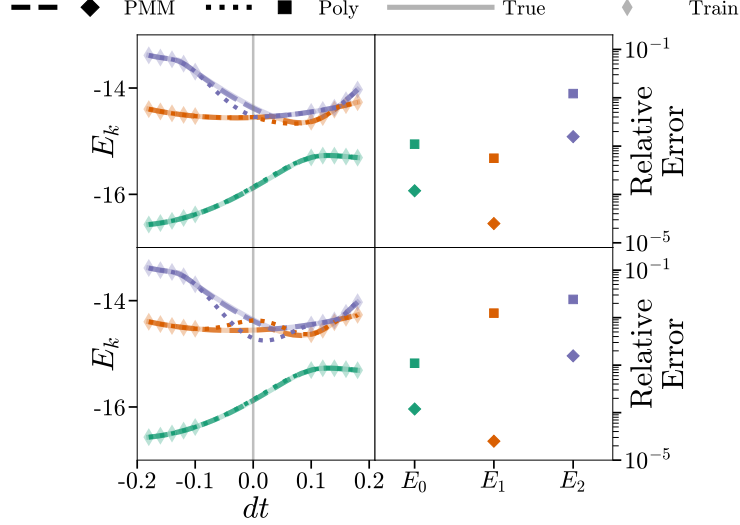


Figure 9: Results for selected energy levels in the one-dimensional Heisenberg spin chain with nearest-neighbor and DM interaction (first row) allowed the polynomial to treat the level crossings as true level crossing (second row) polynomial received the data in its original form. We show the  $5 \times 5$  PMM (dashed lines, square diamonds), polynomial interpolation results (dotted lines, square diamonds), exact diagonalization calculation of Trotter Ground-struth (solid lines), and Trotter training data (thin diamonds). The vertical gray line highlights  $dt = 0$

where  $r_i$  are random real numbers ranging from  $[0, 1)$ . For  $U(dt)$ , we use the Trotter product

$$U(dt) = \exp \{-iH_B dt\} \exp \{-iH_J^0 dt\} \exp \{-iH_J^1 dt\} \exp \{-iH_D^0 dt\} \exp \{-iH_D^1 dt\}. \quad (8)$$

We use a PMM with the same underlying structure,

$$U_M(dt) = \exp \{-iM_1 dt\} \exp \{-iM_2 dt\} \exp \{-iM_3 dt\} \exp \{-iM_4 dt\} \exp \{-iM_5 dt\}, \quad (9)$$

where each of the matrices,  $M_i$ , are  $5 \times 5$  Hermitian matrices. We use the values  $B = J = 1$ , and  $D = 0.5$ , and choose 10 values of  $dt$  spanning the range  $[-0.18, -0.1] \cup [0.1, 0.18]$ . We have trained on the ground state, first excited state, and second excited state for a one-dimensional chain with  $N = 8$  qubits and periodic boundary conditions. Using the same training data, we also use a polynomial interpolation for positive and negative  $dt$ , similar to the approach used in Ref. [52]. The results are shown in Fig. 9. We see that the PMM is about one order of magnitude more accurate than polynomial interpolation in predicting the lowest three energy levels at  $dt = 0$ . Polynomial interpolation was not able to handle the sharp avoided level crossings involving the first and second excited states. We have therefore allowed the polynomials to treat the level crossings as true level crossings and not penalize the wrong ordering of energy levels. In contrast, the PMM reproduces the avoided level crossings properly and also predicts the first and second excited states at  $dt = 0$  more accurately.

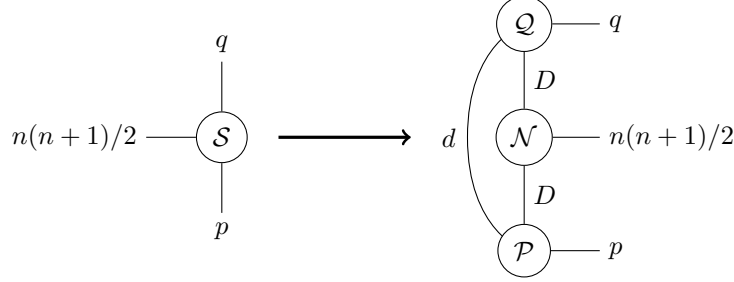


Figure 10: Diagrammatic representation of Eq. (11) showing the decomposition of the full tensor  $\mathcal{S}$  (left) into the three tensors  $\mathcal{P}$ ,  $\mathcal{N}$ , and  $\mathcal{Q}$  (right). Legs are labeled with their dimension.

### A.3 Tensor Network PMM

While the naive complex Hermitian PMM given by

$$M(\vec{c}) = D + \sum_i c_i M_i \quad (10)$$

yields strong results in unsupervised image clustering, it does not natively account for the information that is shared between neighboring pixels, resulting in an excess of training parameters.

To account for the shared information between neighboring pixels, we utilize a variation of Eq. (10) inspired by Matrix Product States in which the elements of the  $M_i$  matrices are drawn from a tensor network [64]. Denoting each  $p \times q$  image by the rank-2 tensor  $c_{ij}$  where  $i = 1, 2, \dots, p$  and  $j = 1, 2, \dots, q$ , the elements of all  $M_{ij}$  matrices can be resrepresented as a single rank-3 tensor  $\mathcal{S}_{ijk}$ . The index  $k = 1, 2, \dots, n(n+1)/2$ —where  $n$  is the dimensionality of the PMM—denotes the linear index into the upper-triangular portion of matrix  $M_{ij}$  which is sufficient to completely describe all of the parameters in the summation of Eq. (10). This tensor yields  $pqn(n+1)/2$  independent values and thus must store  $\mathcal{O}(pqn^2)$  elements. We decompose  $\mathcal{S}_{ijk}$  into a tensor network of three much smaller rank-3 tensors  $\mathcal{P}$ ,  $\mathcal{N}$ , and  $\mathcal{Q}$  with dimensions  $p \times d \times D$ ,  $D \times n(n+1)/2 \times D$ , and  $D \times d \times q$  respectively, such that

$$\mathcal{S}_{ijk} = \sum_{t=1}^d \sum_{u,v=1}^D \mathcal{P}_{itu} \mathcal{N}_{ukv} \mathcal{Q}_{vtj}. \quad (11)$$

Here  $D$  and  $d$  are bond dimensions. The bond dimension  $d$  can be increased (decreased) to further decouple (couple) the values of parameters in matrices  $M_{ij}$  corresponding to neighboring pixels. The bond dimension  $D$  controls the coupling of different elements within the same  $M_{ij}$ . The diagram corresponding to Eq. (11) is shown in Fig. 10. This tensor network yields the same  $pqn(n+1)/2$  now-*dependent* values, but now only must store  $\mathcal{O}(dD(p+q) + D^2n^2)$  elements. We find that this representation provides nearly indistinguishable results from the full representation of the PMM, while requiring significantly fewer training parameters.

In the example presented in Sec. 2.3 we used a tensor-network PMM with  $n = 8$ ,  $d = 6$ , and  $D = 12$  which required only 9224 training parameters compared to the 28 232 of the full representation PMM.