

Unconstrained Parameterization of Stable LPV Input-Output Models: with Application to System Identification

Johan Kon¹, Jeroen van de Wijdeven², Dennis Bruijnen³, Roland Tóth⁴, Marcel Heertjes^{1,2}, Tom Oomen^{1,5}

Abstract—Ensuring stability of discrete-time (DT) linear parameter-varying (LPV) input-output (IO) models estimated via system identification methods is a challenging problem as known stability constraints can only be numerically verified, e.g., through solving Linear Matrix Inequalities. In this paper, an unconstrained DT-LPV-IO parameterization is developed which gives a stable model for any choice of model parameters. To achieve this, it is shown that *all* quadratically stable DT-LPV-IO models can be generated by a mapping of transformed coefficient functions that are constrained to the unit ball, i.e., a small-gain condition. The unit ball is then reparameterized through a Cayley transformation, resulting in an unconstrained parameterization of all quadratically stable DT-LPV-IO models. As a special case, an unconstrained parameterization of all stable DT linear time-invariant transfer functions is obtained. Identification using the stable DT-LPV-IO model with neural network coefficient functions is demonstrated on a simulation example of a position-varying mass-damper-spring system.

I. INTRODUCTION

Ever stringent performance requirements from practice necessitate to also model and identify the nonlinear behavior of systems [1]. These nonlinear characteristics make modeling these systems based on first-principles increasingly difficult and time-consuming, such that it becomes necessary to adopt data-driven system modeling tools, i.e., system identification.

Linear parameter-varying (LPV) systems [2] are a powerful surrogate system class for capturing nonlinear and time-varying behaviour. In LPV systems, the signal relations are linear, but the coefficients describing these relations are a function of a time-varying scheduling signal ρ that is assumed to be measurable online. The resulting parameter-varying behavior can embed certain nonlinear characteristics under the correct choice of ρ [3]. Data-driven system identification methods for LPV systems have been thoroughly developed in the last decades, both for input-output (IO) [4]–[6] as well as state-space (SS) representations [7], [8].

Even though many systems to be modeled in an LPV form are known to be stable, ensuring stability of the identified model is a challenging problem for two reasons. First, the parameter estimates are sensitive to modeling errors, finite data effects, and measurement noise, such that the identified model can be unstable even if the underlying system is stable

[9], [10]. Second and most importantly, for LPV models there is no analytic explicit constraint on the model parameters that ensures stability. Instead, stability can only be verified implicitly, e.g., by testing the feasibility of Linear Matrix Inequalities (LMIs) representing a stability condition [11], [12].

To ensure stability of the identified model, recently unconstrained *state-space* (SS) models have been developed that are stable for any choice of model parameters [13]–[15]. This is achieved by reparameterizing the stability constraint in the form of an LMI through new unconstrained parameters in a necessary and sufficient manner, such for any choice in these new parameters, the LMI is satisfied, i.e., stability is guaranteed. In [13], such an unconstrained parameterization is developed for discrete-time (DT) Lur'e models with neural network nonlinearities. This technique has subsequently been applied to continuous-time Lur'e models [14] and discrete-time LPV SS models [15].

In contrast, to guarantee stability of an identified *LPV input-output* (LPV-IO) model, current methods either explicitly enforce a stability constraint during identification [16]–[19] or restrict the model class such that it is a priori guaranteed to be stable [20], [21]. However, enforcing a stability constraint - usually in the form of an LMI or sum of squares condition - during identification severely increasing the computational complexity of the optimization [9], [22]. Alternatively, restricting the model class is usually done according to a simple but often conservative approximation of all stable models, limiting the representation capability.

To overcome the computational complexity and conservatism of the previous approaches, in this paper it is shown that *all* quadratically stable (QS) DT-LPV-IO models can be generated by a mapping of unconstrained transformed coefficient functions. The approach is based on reparameterizing the LPV coefficient functions such that the LMI representing the QS condition is satisfied for any choice of model parameters, similar to the state-space case [13]–[15], [23]. The difficulty in obtaining unconstrained stable LPV-IO models is that a direct state construction for IO models is based on the inputs and outputs and their past values. Consequently, the equations describing the state evolution over time are structured, such that not all components of the resulting LMI stability condition can be freely chosen. This is in contrast to the SS case in which the state is not fixed, resulting in an unstructured problem. A consequence of this reparameterization is that still only QS systems can be represented. Thus, an LPV system that is stable but not quadratically cannot be exactly represented.

This work is supported by Topconsortia voor Kennis en Innovatie (TKI), and ASML and Philips Engineering Solutions. ¹: Control Systems Technology Group, Departement of Mechanical Engineering, Eindhoven University of Technology, Eindhoven, The Netherlands, e-mail: j.j.kon@tue.nl. ²: ASML, Veldhoven, The Netherlands. ³: Philips Engineering Solutions, Eindhoven, The Netherlands. ⁴: Control Systems Group, Electrical Engineering, Eindhoven University of Technology, The Netherlands, and the HUN-REN Institute for Computer Science and Control, Budapest, Hungary. ⁵: Delft University of Technology, Delft, The Netherlands.

However, quadratic stability already represents a significant improvement over the current conservative approximations, and constrained identification approaches also enforce QS.

The main contribution of this paper is an unconstrained parameterization of all quadratically stable DT-LPV-IO models, allowing for unconstrained system identification with a priori stability guarantees. The set of stable DT transfer functions is obtained as a special case. The main contribution consists of the following sub-contributions.

- C1) A criterion in the form of a matrix inequality to test stability of LPV-IO models (Section III), and a corresponding graphical interpretation of the allowed coefficient function value sets in which stability is guaranteed (Section V).
- C2) A reparameterization of the coefficient functions of LPV-IO models such that above criterion is satisfied for any choice of the new model parameters (Section IV).
- C3) A simulation example demonstrating the applicability of the developed method (Section V).

Notation: $\|\cdot\|_2$ represents the Euclidean vector norm. $\mathbb{Z}_{\geq 0}$ represents the set of non-negative integers. A symmetric matrix $P \in \mathbb{R}^{n \times n}$ is said to be positive definite if $x^\top P x > 0 \forall x \in \mathbb{R}^n \setminus \{0\}$, also denoted by $P \succ 0$ and $P \in \mathbb{S}_{>0}$. Similarly, $P \prec 0$ and $P \in \mathbb{S}_{<0}^n$ denote negative-definiteness.

II. PROBLEM FORMULATION

Consider the LPV-IO model with input $u_k \in \mathbb{R}$ and output $y_k \in \mathbb{R}$ represented by the difference equation

$$y_k = - \sum_{i=1}^{n_a} a_i(\rho_k) y_{k-i} + \sum_{i=0}^{n_b-1} b_i(\rho_k) u_{k-i}, \quad (1)$$

with coefficient functions $a_i(\rho), b_i(\rho) : \mathbb{P} \rightarrow \mathbb{R}$ describing the dependence of the difference equation on the scheduling signal $\rho_k \in \mathbb{P} \subseteq \mathbb{R}^{n_\rho}$, time index $k \in \mathbb{Z}_{\geq 0}$, and model order $n_a \geq 0, n_b \geq 1$.

The coefficient functions are parameterized by a function $g_\phi(\rho)$ depending on model parameters $\phi \in \mathbb{R}^{n_\phi}$, i.e.,

$$g_\phi(\rho) = [a_1(\rho) \quad a_2(\rho) \quad \cdots \quad b_{n_b-1}(\rho)]^\top. \quad (2)$$

Examples include affine coefficient functions, e.g., $g_\phi^{\text{aff}}(\rho) = E\rho + c$ with $\phi = \text{vec}(E, c)$, polynomial basis function expansions [6], e.g., $g_\phi^{\text{pol}}(\rho) = c + E_1\rho + E_2\rho^2 + \dots + E_d\rho^d$ with $\phi = \text{vec}(E_1, \dots, E_d, c)$, or a neural network [24], [25]

$$g_\phi^{\text{NN}} = E_L \sigma(E_{L-1} \sigma(\dots (E_0 \rho + c_0) \dots)) + c_{L-1} + c_L,$$

with nonlinear activation function σ , e.g., $\sigma(\cdot) = \tanh(\cdot)$, and parameters $\phi = \text{vec}(E_0, c_0, \dots, E_L, c_L)$.

Remark 1 For ease of notation, $u_k, y_k \in \mathbb{R}$ is considered. However, all results immediately extend to the setting in which $u_k \in \mathbb{R}^{n_u}, y_k \in \mathbb{R}^{n_y}$.

Given model class (1) and a parameterization of $g_\phi(\rho)$, a natural question is if the model is stable for the chosen model parameters ϕ and the relevant range of ρ . Here, stability is defined as the model output y_k asymptotically going to zero for zero input, as defined next.

Definition 2 Given a parameterization $g_\phi : \mathbb{P} \rightarrow \mathbb{R}^{n_a+n_b}$ with model parameters $\phi \in \mathbb{R}^{n_\phi}$, the LPV-IO model (1) is said to be uniformly asymptotically stable if for any time \bar{k} , any scheduling signal ρ with $\rho_k \in \mathbb{P}$, and any input u with $u_k = 0 \forall k > \bar{k}$, the response y_k of (1) satisfies $\lim_{k \rightarrow \infty} y_k = 0$.

Note that by standard dissipativity arguments, stability as in Definition 2 also implies that the LPV-IO model has finite induced ℓ_2 gain, i.e., $\exists \gamma < \infty$ such that $\sum_{k=0}^{\infty} \|y_k\|_2^2 < \gamma^2 \sum_{k=0}^{\infty} \|u_k\|_2^2$, see, e.g., [13]. Additionally, by linearity of (1), also incremental properties follow.

The goal of this paper then is to parameterize $g_\phi(\rho)$ in (2) in such a way that LPV-IO model (1) is stable for any choice of ϕ , i.e., guaranteeing stability without constraints, for any parameterization of g_ϕ (e.g., NN). Of course for stability such a g_ϕ should necessarily result in finite $a_i(\rho), b_i(\rho)$ for all possible ρ , i.e., $\|g_\phi(\rho)\|_2 < \infty \forall \rho \in \mathbb{P}$, which is taken as a precondition in the remainder of the paper.

III. STABLE LPV-IO MODELS

To obtain an unconstrained parameterization of (1), first a condition for determining stability of (1) as in Definition 2 in terms of $a_i(\rho), b_i(\rho)$ is required. This section derives such a stability condition in the form of a matrix inequality, constituting contribution C1.

A. Maximum State-space Representation

To derive a stability condition, first it is required to define a state for (1) such that standard Lyapunov techniques can be used. To avoid issues around minimum realizations in absence of any structure in the coefficient functions [26], a non-minimum state-space representation for (1) is used [27].

More specifically, (1) can be equivalently represented as (4) with state x storing the previous inputs and outputs as

$$\begin{aligned} x_k &= [\bar{y}_k^\top \quad \bar{u}_k^\top]^\top \in \mathbb{R}^{n_a+n_b} \\ \bar{y}_k &= [y_{k-1} \quad \dots \quad y_{k-n_a}]^\top \in \mathbb{R}^{n_a} \\ \bar{u}_k &= [u_{k-1} \quad \dots \quad u_{k-n_b+1}]^\top \in \mathbb{R}^{n_b-1}. \end{aligned} \quad (3)$$

Representation (4) is compactly written as

$$\begin{aligned} x_{k+1} &= A(\rho_k) x_k + B(\rho_k) u_k \\ y_k &= C(\rho_k) x_k + D(\rho_k) u_k, \end{aligned} \quad (5)$$

where

$$\begin{aligned} A(\rho) &= \left[\begin{array}{c|c} F - GK(\rho) & GL(\rho) \\ \hline 0 & F_b \end{array} \right] & B(\rho) &= \left[\begin{array}{c} Gb_0(\rho) \\ G_b \end{array} \right] \\ C(\rho) &= \left[\begin{array}{c|c} -K(\rho) & L(\rho) \end{array} \right] & D(\rho) &= b_0(\rho). \end{aligned} \quad (6)$$

Matrices F, F_b and G, G_b correspond to a discrete-time buffer system that collects past samples of y_k and u_k , i.e.,

$$\begin{aligned} F &= \begin{bmatrix} 0 & 0 \\ I_{n_a-1} & 0 \end{bmatrix} \in \mathbb{R}^{n_a \times n_a} & G &= \begin{bmatrix} 1 \\ 0 \end{bmatrix} \in \mathbb{R}^{n_a}, \\ F_b &= \begin{bmatrix} 0 & 0 \\ I_{n_b-2} & 0 \end{bmatrix} \in \mathbb{R}^{(n_b-1) \times (n_b-1)} & G_b &= \begin{bmatrix} 1 \\ 0 \end{bmatrix} \in \mathbb{R}^{n_b-1}, \end{aligned} \quad (7)$$

$$\begin{aligned}
x_{k+1} &= \left[\begin{array}{cccc|cccc} -a_1(\rho_k) & -a_2(\rho_k) & \dots & -a_{n_a-1}(\rho_k) & -a_{n_a}(\rho_k) & b_1(\rho_k) & b_2(\rho_k) & \dots & b_{n_b-2}(\rho_k) & b_{n_b-1}(\rho_k) \\ 1 & & & \emptyset & 0 & 0 & 0 & \dots & 0 & 0 \\ & 1 & & & 0 & 0 & 0 & \dots & 0 & 0 \\ & & \ddots & & \vdots & \vdots & \vdots & & \vdots & \vdots \\ \emptyset & & & 1 & 0 & 0 & 0 & \dots & 0 & 0 \\ \hline 0 & 0 & \dots & 0 & 0 & 0 & 0 & \dots & 0 & 0 \\ 0 & 0 & \dots & 0 & 0 & 1 & & & \emptyset & 0 \\ 0 & 0 & \dots & 0 & 0 & & 1 & & & 0 \\ \vdots & \vdots & & \vdots & \vdots & & & \ddots & & \vdots \\ 0 & 0 & \dots & 0 & 0 & \emptyset & & & 1 & 0 \end{array} \right] x_k + \left[\begin{array}{c} b_0(\rho_k) \\ 0 \\ 0 \\ \vdots \\ 0 \\ 1 \\ 0 \\ 0 \\ \vdots \\ 0 \end{array} \right] u_k \quad (4a) \\
y_k &= \left[-a_1(\rho_k) \quad -a_2(\rho_k) \quad \dots \quad -a_{n_a-1}(\rho_k) \quad -a_{n_a}(\rho_k) \mid b_1(\rho_k) \quad b_2(\rho_k) \quad \dots \quad b_{n_b-2}(\rho_k) \quad b_{n_b-1}(\rho_k) \right] x_k + b_0(\rho_k)u_k \quad (4b)
\end{aligned}$$

with 0 entries of appropriate dimensions. $K(\rho), L(\rho)$ collect coefficient functions $a_i(\rho), b_i(\rho)$ as

$$\begin{aligned}
K(\rho) &= \begin{bmatrix} a_1(\rho) & \dots & a_{n_a-1}(\rho) & a_{n_a}(\rho) \end{bmatrix} \in \mathbb{R}^{n_a} \\
L(\rho) &= \begin{bmatrix} b_1(\rho) & \dots & b_{n_b-2}(\rho) & b_{n_b-1}(\rho) \end{bmatrix} \in \mathbb{R}^{n_b-1}. \quad (8)
\end{aligned}$$

Although representation (4) is not a minimal representation of (1), if (1) is controllable and observable, (4) is controllable and detectable, hence it can be used to directly characterize stability of (1).

B. Quadratically Stable LPV-IO Models

Representation (5) allows for using standard Lyapunov techniques to determine stability. Specifically, stability can be analyzed by considering a common quadratic Lyapunov function, as formalized next.

Lemma 3 *Given parameters $\phi \in \mathbb{R}^{n_\phi}$, the LPV-IO model (1) is stable as in Definition 2 if there exists a $\mathcal{P} \succ 0$ such that*

$$\mathcal{P} - A^\top(\rho)\mathcal{P}A(\rho) \succ 0 \quad \forall \rho \in \mathbb{P}. \quad (9)$$

Proof. The proof follows by standard Lyapunov arguments. For any initial condition $x_{\bar{k}}$ at time \bar{k} with x as in (3) and input $u_k = 0 \quad \forall k > \bar{k}$, the state of (4a) evolves as $x_{k+1} = A(\rho)x_k$. Next define $V(x) = x^\top \mathcal{P}x$ such that along trajectories of (4a), $V(x)$ satisfies

$$V(x_{k+1}) - V(x_k) = x_k^\top (A^\top(\rho_k)\mathcal{P}A(\rho_k) - \mathcal{P})x_k. \quad (10)$$

Thus, if $\mathcal{P} \succ 0$ and it satisfies (9), $V(x)$ is a positive-definite function that is decreasing along trajectories of (4), such that $\lim_{k \rightarrow \infty} V(x_k) = 0$, implying that $\lim_{k \rightarrow \infty} x_k = 0$ and thus $\lim_{k \rightarrow \infty} y_k = 0$, completing the proof. \square

All LPV-IO models that satisfy Lemma 3 are called quadratically stable (QS). Condition (9) provides a computational test for determining QS of the LPV-IO model class (1), showing that determining stability of IO parameterizations can be addressed using state-space methods.

IV. UNCONSTRAINED PARAMETERIZATION OF STABLE LPV-IO MODELS

In this section, it is shown that there exists $\mathcal{P}, K(\rho), L(\rho)$ that satisfy (9) if and only if there exist unconstrained variables $X(\rho), Z(\rho), W$ related to $\mathcal{P}, K(\rho)$ in a one-to-one way and that $L(\rho)$ is irrelevant for satisfying (9). These

relations then allow for an unconstrained reparameterization of the coefficient functions such that (9) is always satisfied, constituting Contribution C2. Consequently, any choice of model parameters ϕ of this unconstrained reparameterization results in coefficient functions for which (1) is stable.

A. Eliminating the Influence of $L(\rho)$

First it is shown that only $F - GK(\rho)$ has to be considered to satisfy the stability condition (9), i.e., $L(\rho)$ is already unconstrained. Intuitively, since $A(\rho)$ is upper block diagonal, only its diagonal blocks $F - GK(\rho)$ and F_b determine stability. However, F_b represents a simple LTI chain of delays and is trivially stable, meaning that the stability of $F - GK(\rho)$ determines the stability of (1). These claims are formalized by the following lemma.

Lemma 4 *For a given $A(\rho)$ as in (6), there exists a $\mathcal{P} \succ 0$ satisfying (9) if and only if there exists a $P \succ 0$ such that*

$$P - (F - GK(\rho))^\top P (F - GK(\rho)) \succ 0 \quad \forall \rho \in \mathbb{P}, \quad (11)$$

and $\|L(\rho)\|_2 < \infty \quad \forall \rho \in \mathbb{P}$.

Proof. Define $\mathcal{P} = \begin{bmatrix} \mathcal{P}_{11} & \mathcal{P}_{12} \\ \mathcal{P}_{12}^\top & \mathcal{P}_{22} \end{bmatrix}$. Substitute in (9) to obtain $\mathcal{P} - A^\top(\rho)\mathcal{P}A(\rho) = \mathcal{Q}(\rho) = \begin{bmatrix} \mathcal{Q}_{11}(\rho) & \mathcal{Q}_{12}(\rho) \\ \mathcal{Q}_{12}^\top(\rho) & \mathcal{Q}_{22}(\rho) \end{bmatrix}$ with

$$\begin{aligned}
\mathcal{Q}_{11}(\rho) &= -(F - GK(\rho))^\top \mathcal{P}_{11} (F - GK(\rho)) + \mathcal{P}_{11} \\
\mathcal{Q}_{12}(\rho) &= -(F - GK(\rho))^\top (\mathcal{P}_{11}GL(\rho) + \mathcal{P}_{12}F_b) + \mathcal{P}_{12} \\
\mathcal{Q}_{22}(\rho) &= -L^\top(\rho)G^\top \mathcal{P}_{11}GL(\rho) - L^\top(\rho)G^\top \mathcal{P}_{12}F_b \\
&\quad - F_b^\top \mathcal{P}_{12}GL(\rho) - F_b^\top \mathcal{P}_{22}F_b + \mathcal{P}_{22}.
\end{aligned}$$

With these relations, Lemma 4 is proven as follows. Throughout, $\mathcal{Q} \succ_{\mathbb{P}} 0$ is shorthand for $\mathcal{Q}(\rho) \succ 0 \quad \forall \rho \in \mathbb{P}$.

(9) \Rightarrow (11): If (9) is satisfied, then $\mathcal{Q} \succ_{\mathbb{P}} 0$, and thus $\mathcal{Q}_{11} \succ_{\mathbb{P}} 0$, such that (11) is satisfied with $P = \mathcal{P}_{11}$.

(9) \Leftarrow (11): $\mathcal{P} - A^\top(\rho)\mathcal{P}A(\rho) = \mathcal{Q} \succ_{\mathbb{P}} 0$ iff $\mathcal{Q}_{11} \succ_{\mathbb{P}} 0$ and its Schur complement $\mathcal{Q}_{22} - \mathcal{Q}_{12}^\top \mathcal{Q}_{11}^{-1} \mathcal{Q}_{12} \succ_{\mathbb{P}} 0$. Now, since (11) holds, set $\mathcal{P}_{11} = P$ to obtain $\mathcal{Q}_{11} \succ_{\mathbb{P}} 0$. Additionally, since F_b is stable, there exists a $\mathcal{P}_{22} \succ 0$ such that the term $-F_b^\top \mathcal{P}_{22}F_b + \mathcal{P}_{22}$ in \mathcal{Q}_{22} can be made arbitrary large, i.e., large enough to ensure that also $\mathcal{Q}_{22} - \mathcal{Q}_{12}^\top \mathcal{Q}_{11}^{-1} \mathcal{Q}_{12} \succ_{\mathbb{P}} 0$, such that $\mathcal{Q} \succ_{\mathbb{P}} 0$. Specifically, set $\mathcal{P}_{12} = 0$ and define $\kappa = \max_{\rho \in \mathbb{P}} \|\mathcal{Q}_{12}(\rho)\|_2$, $\lambda = \max_{\rho \in \mathbb{P}} \|L^\top(\rho)G^\top \mathcal{P}_{11}GL(\rho)\|_2$, and $\mu = \max_{\rho \in \mathbb{P}} \|\mathcal{Q}_{11}^{-1}(\rho)\|_2$, which are all well-defined

since $K(\rho)$ and $L(\rho)$ are bounded $\forall \rho \in \mathbb{P}$ as they are composed from $a_i(\rho)$ and $b_i(\rho)$ which are all bounded on \mathbb{P} . Then any \mathcal{P}_{22} such that $-F_b^\top \mathcal{P}_{22} F_b + \mathcal{P}_{22} \succ (\lambda + \kappa^2/\mu)I$ holds, ensures that $\mathcal{Q} \succ_{\mathbb{P}} 0$, implying (9). Lastly, $\mathcal{P}_{11}, \mathcal{P}_{22} \succ 0$ and $\mathcal{P}_{12} = 0$ guarantee $\mathcal{P} \succ 0$, completing the proof. \square

Consequently, in the remainder, only (11) is required to be considered, parameterizing all quadratic Lyapunov functions for $F - GK(\rho)$ corresponding to the recurrence $y_k = -\sum_{i=1}^{n_a} a_i(\rho)y_{k-i}$.

B. Convex Reparameterization of $K(\rho)$ for Stability

As a step towards an unconstrained reparameterization, this subsection reparameterizes all possible $P, K(\rho)$ for which (11) holds in terms of a convex set of variables W and $M(\rho)$, turning constraint (11) that is non-convex in $P, K(\rho)$ into a convex one in $W, M(\rho)$. Condition (11) is rewritten as follows.

Lemma 5 For a given $K(\rho)$ as in (6), there exists a $P \succ 0$ satisfying stability condition (9) if and only if $P, K(\rho)$ satisfy

$$\begin{aligned} P - F^\top P F + F^\top P G (G^\top P G)^{-1} G^\top P F \\ - H^\top(\rho) G^\top P G H(\rho) \succ 0 \quad \forall \rho \in \mathbb{P}, \end{aligned} \quad (12)$$

with

$$H(\rho) = K(\rho) - (G^\top P G)^{-1} G^\top P F. \quad (13)$$

Proof. The proof is based on completing the squares of the quadratic term ($K^\top(\rho)G^\top P G K(\rho)$) and linear term ($F^\top P G K(\rho)$) in (11). First, note that $H(\rho)$ is well-defined: by the structure of G , $G^\top P G$ is the (1,1) entry of P , which is positive as $P \succ 0$, and thus $G^\top P G \in \mathbb{R}_{>0}$ and its inverse are well-defined. Second, with $H(\rho)$ in (13), it holds that

$$\begin{aligned} -H^\top(\rho)G^\top P G H(\rho) &= K^\top(\rho)G^\top P F + F^\top P G K(\rho) \\ -K^\top(\rho)G^\top P G K(\rho) - F^\top P G (G^\top P G)^{-1} G^\top P F. \end{aligned} \quad (14)$$

Expanding (11) gives

$$\begin{aligned} P - F^\top P F + K^\top(\rho)G^\top P F + F^\top P G K(\rho) \\ - K^\top(\rho)G^\top P G K(\rho) \succ 0 \quad \forall \rho \in \mathbb{P}. \end{aligned} \quad (15)$$

Substituting (14) into (15) gives (12). \square

While Lemma 5 is just a reformulation of (11), it is useful for characterizing all candidate P that should be considered for (11), as formalized by the following two corollaries.

Corollary 6 Any $P \succ 0$ satisfying (11) has to satisfy

$$P - F^\top P F + F^\top P G (G^\top P G)^{-1} G^\top P F \succ 0. \quad (16)$$

Proof. $H^\top(\rho)G^\top P G H(\rho)$ is a quadratic form with $P \succ 0$ such that $H^\top(\rho)G^\top P G H(\rho) \succeq 0$, where non-strictness follows from the fact that $H(\rho) \in \mathbb{R}^{1 \times n_a}$ has rank 1. Thus (12) implies (16) for any P that satisfies (11). \square

The above corollary illustrates that not any $P \succ 0$ can be a Lyapunov function because $F - GK(\rho)$ is structured: P needs to additionally satisfy the Riccati inequality (16). Given this specification of all P that should be considered,

all solutions $K(\rho), P$ that satisfy (11) can be reparameterized in terms of a convex set of matrices, as formalized next.

Theorem 7 The LPV-IO model (1) satisfies (11) with a $P \succ 0$ if and only if there exists an $M(\rho) : \mathbb{P} \rightarrow \mathbb{R}^{1 \times n_a}$ with $M^\top(\rho)M(\rho) \prec I \forall \rho \in \mathbb{P}$ and $W \in \mathbb{S}_{>0}^{n_a}$ such that

$$P - F^\top P F + F^\top P G (G^\top P G)^{-1} G^\top P F = W \quad (17)$$

$$K(\rho) = (G^\top P G)^{-1} G^\top P F + X_Q^{-1} M(\rho) X_W \quad (18)$$

where X_W, X_Q are matrix factorizations given by $W = X_W^\top X_W$, $G^\top P G = X_Q^\top X_Q$.

Proof. (11) \Rightarrow (17)-(18): If (11) is satisfied with a $P \succ 0$, then, by Corollary 6, P satisfies (16). Thus there exists a $W \succ 0$ such that (17) is satisfied. Since $W \succ 0$, it can be factorized as $W = X_W^\top X_W$ with X_W full rank. Then (12) reads as

$$X_W^\top X_W - H^\top(\rho)G^\top P G H(\rho) \succ 0 \quad \forall \rho \in \mathbb{P}, \quad (19)$$

with $H(\rho)$ as defined in (13). Since $P \succ 0$, also $G^\top P G \succ 0$, such that it can be factorized as $G^\top P G = X_Q^\top X_Q$. Multiplying (19) on the left with $X_W^{-\top}$ and on the right with X_W^{-1} , and substituting $G^\top P G = X_Q^\top X_Q$ results in

$$I - X_W^{-\top} H^\top(\rho) X_Q^\top X_Q H(\rho) X_W^{-1} \succ 0 \quad \forall \rho \in \mathbb{P}. \quad (20)$$

Then (20) implies that there exists a $M(\rho) = X_Q H(\rho) X_W^{-1}$ that satisfies

$$I \succ M^\top(\rho)M(\rho) \quad \forall \rho \in \mathbb{P}. \quad (21)$$

Note that $M(\rho)$ is related to $H(\rho)$ as $H(\rho) = X_Q^{-1} M(\rho) X_W$ and thus by (13) to $K(\rho)$ as

$$K(\rho) = (G^\top P G)^{-1} G^\top P F + X_Q M(\rho) X_W^{-1}, \quad (22)$$

completing the only if part of the proof.

(11) \Leftarrow (17)-(18): Given any $W \succ 0$, by controllability of F, G , Riccati equation (17) has a unique positive definite solution $P \succ 0$ [28]. Then, given this $P \succ 0$ and $M(\rho)$, construct $K(\rho)$ as in (18) and substitute it in (11) to obtain

$$\begin{aligned} P - (F - GK(\rho))^\top P (F - GK(\rho)) &= P - F^\top P F \\ &+ F^\top P G \left((G^\top P G)^{-1} G^\top P F + X_Q^{-1} M(\rho) X_W \right) \\ &+ \left(F^\top P G (G^\top P G)^{-1} + X_W^\top M^\top(\rho) X_Q^{-\top} \right) G^\top P F \\ &- F^\top P G (G^\top P G)^{-1} G^\top P G (G^\top P G)^{-1} G^\top P F \\ &- X_W^\top M^\top(\rho) X_Q^{-\top} G^\top P F - F^\top P G X_Q^{-1} M(\rho) X_W \\ &- X_W^\top M^\top(\rho) X_Q^{-\top} G^\top P G X_Q^{-1} M(\rho) X_W, \end{aligned} \quad (23)$$

which can be simplified to

$$\begin{aligned} P - F^\top P F + F^\top P G (G^\top P G)^{-1} G^\top P F \\ - X_W^\top M^\top(\rho) X_Q^{-\top} G^\top P G X_Q^{-1} M(\rho) X_W. \end{aligned} \quad (24)$$

Using (17) and $G^\top P G = X_Q^\top X_Q$, this is equivalent to

$W - X_W^\top M^\top(\rho) M(\rho) X_W = X_W^\top (I - M^\top(\rho) M(\rho)) X_W \succ 0$, where positive-definiteness follows by $M^\top(\rho) M(\rho) \prec I \forall \rho \in \mathbb{P}$, i.e., the constructed $K(\rho), P$ satisfy (9). \square

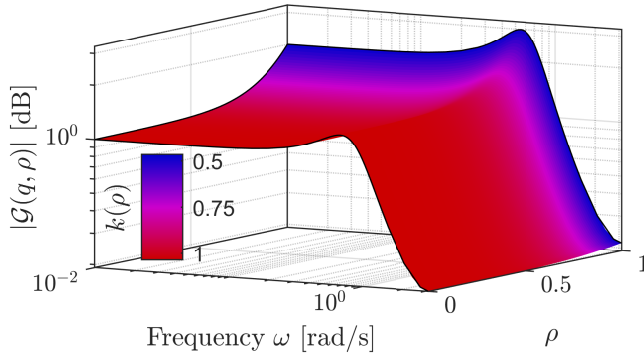


Fig. 2. Bode plot of frozen dynamics of $\mathcal{G}(\delta, \rho)$, displaying a resonance with scheduling-dependent damping.

A. LPV Output-Error System Identification Setup

The considered data-generating system $\mathcal{G} : u_k, \rho_k \rightarrow \tilde{y}_k$, with $u_k, \rho_k, \tilde{y}_k \in \mathbb{R}$ is given by the LPV-IO representation

$$\begin{aligned} u_k &= m\delta^2 \tilde{y}_k + c d \tilde{y}_k + k(\rho_k) \tilde{y}_k \\ y_k &= \tilde{y}_k + v_k, \end{aligned} \quad (28)$$

with $y_k \in \mathbb{R}$ the measurement of the true output \tilde{y}_k corrupted by i.i.d. white noise v with $\mathbb{E}(v^2) = \sigma_v^2$, resulting in an LPV output-error (OE) identification setup². Here $\delta = (1 - q^{-1})/T_s$ is the backward difference operator, q is the forward-time shift, e.g., $qy_k = y_{k+1}$, and T_s is the sampling time. Consequently, \mathcal{G} can be recognized as the Euler discretization of a mass-damper-spring system with parameter-varying stiffness $k(\rho)$ and fixed mass and damping m, d . By expanding δ , \mathcal{G} can be written as (1) with $n_a = 2, n_b = 1$. Lastly, an LMI check shows that \mathcal{G} is QS, such that it can be represented by the stable DT-LPV-IO model.

In this simulation example, $\rho \in \mathbb{P} = [0, 1]$, $T_s = 1$ and the true coefficient functions are given by

$$m = 1 \quad d = 0.1 \quad k(\rho) = 1 - \frac{1}{1 + e^{-7\rho+7}} \quad (29)$$

where $k(\rho)$ represents, e.g., spring softening as a function of temperature. These coefficient functions result in frozen LTI behaviour of \mathcal{G} visualized in Fig. 2.

A dataset $\mathcal{D} = \{u_k, y_k, \rho_k\}_{k=1}^N$ of length $N = 1000$ samples is generated by \mathcal{G} with $u_k = \sum_{i=1}^{10} \sin(2\pi f_i k/T_s)$ a multisine with f_i linearly spaced between 0.01 and 0.1 Hz, and $\rho_k = 1 - kN^{-1}$ a linear scheduling trajectory. The noise variance is set as $\sigma_v^2 = 0.1$ for signal-to-noise ratio $10 \log_{10}(\frac{\|y\|^2}{\|v\|^2}) = 19.5$ dB.

B. Model Parameterization and Identification Criterion

A stable DT-LPV-IO model with $n_a = 2, n_b = 1$ is chosen as a model for \mathcal{G} , i.e., the model has the same order as \mathcal{G} . Then any parameterization for $L(\rho), X_M(\rho_k), Z_M(\rho_k)$ can be considered, and the model can be optimized using prediction-error minimization based on unconstrained gradient-based optimization [6], [25].

²More generic noise model structures can easily be incorporated, but for ease of notation, an LPV-OE setting is considered.

Specifically, in this paper, the transformed coefficient functions $X_M(\rho), Z_M(\rho), L(\rho)$ are parameterized as

$$[X_M \ Z_M \ L](\rho) = E_2 \sigma(E_1 \sigma(E_0 \rho + c_0)) + c_1 + c_2, \quad (30)$$

with $\sigma = \tanh$, $E_0 \in \mathbb{R}^{5 \times 1}, E_1 \in \mathbb{R}^{5 \times 5}, E_2 \in \mathbb{R}^{3 \times 5}, c_0 \in \mathbb{R}^5, c_1 \in \mathbb{R}^5, c_2 \in \mathbb{R}^3$, i.e., a neural network with 2 hidden layers of 5 nodes each and 3 outputs since $L(\rho_k), X_M(\rho_k), Z_M(\rho_k) \in \mathbb{R}$ for $n_a = 2, n_b = 1$. Consequently, the model parameters are $\phi = \text{vec}(E_0, c_0, \dots, E_2, c_2, X_W) \in \mathbb{R}^{n_\phi}$ with $X_W \in \mathbb{R}^{2 \times 2}$ upper triangular such that $n_\phi = 58 + 3$.

In the above OE setting with noiseless ρ_k , the model parameters ϕ are found by minimizing the ℓ_2 loss of the prediction error $V_N(\phi)$ as $\phi^* = \arg \min_\phi V_N(\phi)$ with

$$V_N(\phi) = \sqrt{\frac{1}{N} \sum_{k=1}^N (y_k - \hat{y}_{k,\phi})^2}, \quad (31)$$

where $\hat{y}_{k,\phi}$ is the simulated model response.

Criterion (31) is optimized using the Levenberg-Marquardt optimization algorithm with finite differencing for Jacobian estimation, resulting in a training time of 37 seconds on an Z-book G5 using a Intel Core i7-8750H CPU. A significant speedup for longer datasets can be achieved by employing analytic Jacobian expressions, see [25].

C. Identification with Stability Guarantees

Fig. 3 show the residuals $y - \hat{y}_\phi$ after optimization for the training dataset \mathcal{D} and a similar but different validation dataset. For the training dataset, the estimated parameter vector ϕ^* achieves $V_N(\phi^*) = 0.313$, corresponding to the noise level with $\sigma_v = 0.316$ illustrating that the only contribution to $V_N(\phi^*)$ is noise that cannot be predicted. Similarly, for the validation dataset, $V_N(\phi^*) = 0.320$, indicating that the model can generalize well.

D. Visualization of Stability Sets

In this section, the evolution of the coefficient set that can be represented by the DT-LPV-IO model during the iterations of the optimization is visualized, i.e., the set K_P in which $a_i(\rho), b_i(\rho)$ can take values $\forall \rho$ by construction, see Theorem 10. Specifically, given X_W during optimization, all coefficients $K(\rho) = [a_1(\rho) \ a_2(\rho)]$ corresponding to this X_W can be constructed using (17),(18),(26),(27), resulting in the coefficient sets K_P of Fig. 4. The following observations are made.

- Mapping (18) corresponds to scaling, rotating and translating the unit ball $\|M(\rho)\|_2^2 < 1$, resulting in the ellipsoidal shape of K_P . Thus, P can be thought of as describing all possible rotations, translations and scalings of $K(\rho)$ such that LPV-IO model (1) is stable.
- Graphically, each K_P visualizes a set in which the function $K(\rho)$ can generate outputs for the LPV-IO model to be stable. Thus, the true coefficient functions necessarily have to be fully contained in a K_P for $K(\rho)$ to be able to describe them. Thus, optimizing X_W

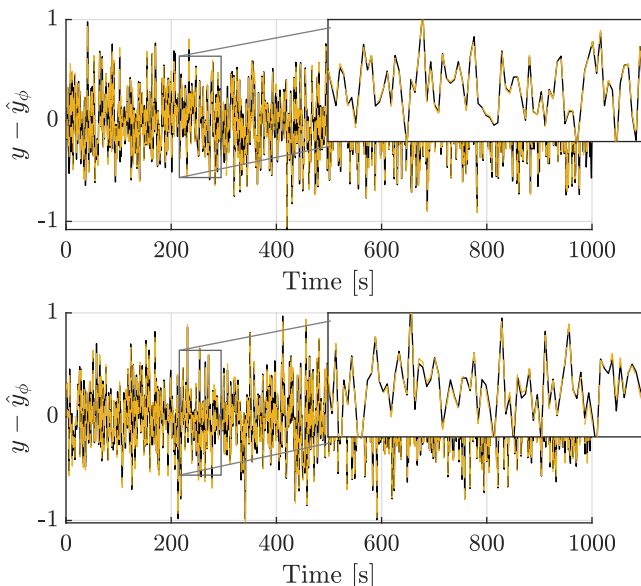


Fig. 3. Train (top) and validation (bottom) prediction residuals $y - \hat{y}_\phi$ (—) and noise realization $y - \tilde{y}$ (—). The prediction residuals coincide with the noise, i.e., the LPV-IO model (1) with neural network coefficient functions is able to learn all dynamics while simultaneously guaranteeing stability.

is equivalent to transforming the ellipsoid such that it encapsulates the true coefficient functions.

- Each K_P is necessarily contained within the triangle of stable LTI transfer function coefficients. Moreover, the full triangle can be filled by the union of all stable coefficient sets.
- For an LPV-IO model to be quadratically stable, there needs to exist a K_P corresponding to some P that fully encapsulates the true coefficient functions. Fig. 4 thus provides a graphical tool for accessing stability properties of an LPV-IO model.

VI. CONCLUSION

In this paper, the class of all quadratically stable DT-LPV-IO models is reparameterized in terms of unconstrained model parameters. This unconstrained parameterization is achieved through reparameterizing the quadratic stability condition in a necessary and sufficient fashion through a Riccati equation and a Cayley transformation. It allows for using arbitrary dependency of the scheduling coefficients on the scheduling signal ρ , e.g., a polynomial or NN.

The resulting stable DT-LPV-IO model class enables system identification with a priori stability guarantees on the identified model in the presence of modeling errors and measurement noise. Since it does not require enforcing an LMI condition during optimization, it can be optimized using standard unconstrained optimization routines, significantly decreasing the computational complexity. Additionally, the unconstrained stable model class allows for, i.e., sampling of stable DT-LPV-IO systems.

REFERENCES

[1] J. Schoukens and L. Ljung, “Nonlinear System Identification: A User-Oriented Road Map,” *IEEE Control Syst. Mag.*, vol. 39 (6), 2019.

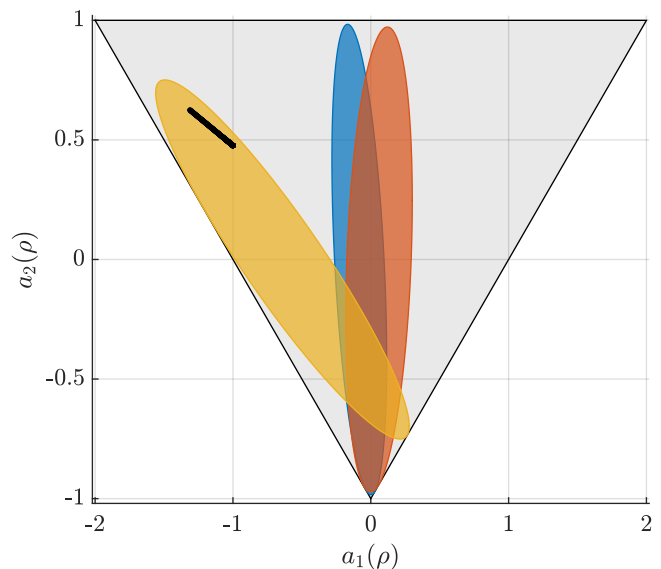


Fig. 4. Coefficient set $K_P = \{K(\rho) = [a_1(\rho), a_2(\rho)] \mid P \succ 0, (F - GK(\rho))^T P (F - GK(\rho)) - P \prec 0 \forall \rho \in \mathbb{P}\}$, i.e., the set of all possible values $K(\rho)$ such that LPV IO-model (5) is stable with Lyapunov certificate P at iteration 1 (■), 10 (■), and 100 (■) of the optimization. Lyapunov certificate P is optimized such that the true coefficient functions (—) are contained within the stable coefficient set. Optimizing P thus corresponds to rotating, scaling and translating this set. All stable coefficient sets are included in the stability triangle that describes the stable coefficients for the LTI case (□).

[2] R. Tóth, *Modeling and identification of linear parameter-varying systems*, ser. Lecture notes in control and information sciences vol. 403. Springer, 2010.

[3] D. J. Leith and W. E. Leithead, “On formulating nonlinear dynamics in LPV form,” in *Proc. IEEE Conf. Decis. Control*, 2000.

[4] B. Bamieh and L. Giarré, “Identification of linear parameter varying models,” *Int. J. Robust Nonlinear Control*, vol. 12 (9), 2002.

[5] V. Laurain, M. Gilson, R. Tóth, and H. Garnier, “Refined instrumental variable methods for identification of LPV Box-Jenkins models,” *Automatica*, vol. 46 (6), pp. 959–967, 2010.

[6] Y. Zhao, B. Huang, H. Su, and J. Chu, “Prediction error method for identification of LPV models,” *J. Process Control*, vol. 22 (1), 2012.

[7] F. Felici, J. W. van Wingerden, and M. Verhaegen, “Subspace identification of MIMO LPV systems using a periodic scheduling sequence,” *Automatica*, vol. 43, no. 10, pp. 1684–1697, 2007.

[8] P. B. Cox, R. Tóth, and M. Petreczky, “Towards efficient maximum likelihood estimation of LPV-SS models,” *Automatica*, vol. 97, 2018.

[9] S. L. Lacy and D. S. Bernstein, “Subspace identification with guaranteed stability using constrained optimization,” *IEEE Trans. Automat. Contr.*, vol. 48 (7), pp. 1259–1263, 2003.

[10] T. D’haene, R. Pintelon, and G. Vandersteen, “An Iterative Method to Stabilize a Transfer Function in the s - and z -domains,” *IEEE Trans. Instrum. Meas.*, vol. 55 (4), pp. 1192–1196, 2006.

[11] P. Apkarian and P. Gahinet, “A convex characterization of gain-scheduled H_∞ controllers,” *IEEE Trans. Automat. Contr.*, vol. 40 (5), pp. 853–864, 1995.

[12] C. W. Scherer, “LPV control and full block multipliers,” *Automatica*, vol. 37 (3), pp. 361–375, 2001.

[13] M. Revay, R. Wang, and I. R. Manchester, “Recurrent Equilibrium Networks: Flexible Dynamic Models with Guaranteed Stability and Robustness,” *IEEE Trans. Automat. Contr.*, 2023.

[14] D. Martinelli, C. L. Galimberti, I. R. Manchester, L. Furieri, and G. Ferrari-Trecate, “Unconstrained Parametrization of Dissipative and Contracting Neural Ordinary Differential Equations,” in *Proc. 62nd IEEE Conf. Decis. Control*, 2023.

[15] C. Verhoek, R. Wang, and R. Tóth, “Learning Stable and Robust Linear Parameter-Varying State-Space Models,” in *Proc. 62nd IEEE Conf. Decis. Control*, 2023.

[16] V. Cerone, D. Piga, D. Regruto, and R. Tóth, “Input-output LPV model

- identification with guaranteed quadratic stability,” in *Proc. 16th IFAC Symp. Syst. Identif.*, 2012, pp. 1767–1772.
- [17] V. Cerone, D. Piga, D. Regruto, and R. Toth, “Fixed order LPV controller design for LPV models in input-output form,” *Proc. IEEE Conf. Decis. Control*, pp. 6297–6302, 2012.
- [18] S. Wollnack and H. Werner, “LPV-IO controller design: An LMI approach,” in *Am. Control Conf.*, 2016, pp. 4617–4622.
- [19] S. Wollnack, H. S. Abbas, R. Tóth, and H. Werner, “Fixed-structure LPV-IO controllers: An implicit representation based approach,” *Automatica*, vol. 83, pp. 282–289, 2017.
- [20] D. Henrion, D. Peaucelle, D. Arzelier, and M. Sebek, “Ellipsoidal approximation of the stability domain of a polynomial,” *IEEE Trans. Automat. Contr.*, vol. 48 (12), pp. 2255–2259, 2003.
- [21] W. Gilbert, D. Henrion, J. Bernussou, and D. Boyer, “Polynomial LPV synthesis applied to turbofan engines,” in *17th IFAC Symp. Autom. Control Aerosp.*, 2007, pp. 645–650.
- [22] M. Revay, R. Wang, and I. R. Manchester, “A Convex Parameterization of Robust Recurrent Neural Networks,” in *Am. Control Conf.*, 2021.
- [23] M. Revay, R. Wang, and I. R. Manchester, “Recurrent Equilibrium Networks: Unconstrained Learning of Stable and Robust Dynamical Models,” in *60th IEEE Conf. Decis. Control*, 2021.
- [24] F. Previdi and M. Lovera, “Identification of a class of non-linear parametrically varying models,” *Int. J. Adapt. Control Signal Process.*, vol. 17 (1), pp. 33–50, 2003.
- [25] J. Kon, J. van de Wijdeven, D. Bruijnen, R. Tóth, M. Heertjes, and T. Oomen, “Direct Learning for Parameter-Varying Feedforward Control: A Neural-Network Approach,” in *62nd IEEE Conf. Decis. Control*, 2023.
- [26] R. Toth, H. S. Abbas, and H. Werner, “On the state-space realization of LPV input-output models: Practical approaches,” *IEEE Trans. Control Syst. Technol.*, vol. 20 (1), 2012.
- [27] R. Tóth, “Maximum LPV-SS realization in a static form,” Eindhoven University of Technology, Tech. Rep., 2013.
- [28] A. Emami-Naeini and G. Franklin, “Deadbeat control and tracking of discrete-time systems,” *IEEE Trans. Automat. Contr.*, vol. 27, 1982.