

Privacy Analysis of Affine Transformations in Cloud-based MPC: Vulnerability to Side-knowledge

Teimour Hosseinalizadeh ^a, Nils Schlüter ^b, Moritz Schulze Darup ^b,
Nima Monshizadeh ^a

^aENTEg, Faculty of Science and Engineering, University of Groningen, 9747 AG Groningen, The Netherlands

^bDepartment of Mechanical Engineering, TU Dortmund University, Leonhard-Euler-Str. 2, Dortmund, 44227, Germany

Abstract

Search for the optimizer in computationally demanding model predictive control (MPC) setups can be facilitated by Cloud as a service provider in cyber-physical systems. This advantage introduces the risk that Cloud can obtain unauthorized access to the privacy-sensitive parameters of the system and cost function. To solve this issue, i.e., preventing Cloud from accessing the parameters while benefiting from Cloud computation, random affine transformations provide an exact yet light weight in computation solution. This research deals with analyzing privacy preserving properties of these transformations when they are adopted for MPC problems. We consider two common strategies for outsourcing the optimization required in MPC problems, namely separate and dense forms, and establish that random affine transformations utilized in these forms are vulnerable to side-knowledge from Cloud. Specifically, we prove that the privacy guarantees of these methods and their extensions for separate form are undermined when a mild side-knowledge about the problem in terms of structure of MPC cost function is available. In addition, while we prove that outsourcing the MPC problem in the dense form inherently leads to some degree of privacy for the system and cost function parameters, we also establish that affine transformations applied to this form are nevertheless prone to be undermined by a Cloud with mild side-knowledge. Numerical simulations confirm our results.

Key words: Cyber-Physical Systems, Privacy, Security, Cryptography, Cloud-based Control, MPC.

1 Introduction

Cloud computing allows accessing to computing resources such as networks, servers, storage, applications, and services that can be rapidly provisioned and released with minimal management effort or service provider interaction [1]. Researchers in control systems have reaped these benefits for a computationally demanding controller, namely model predictive control (MPC), across numerous domains where often interacting with geographically dispersed sensors and actuators are required. For instance, Cloud-based MPC offers 53% energy saving and 36% improvement in thermal comfort for an office building [2], consumption reduction of electrical energy by 71% in geothermal fields [3], reducing the peak demand during cooling season by 24% in public schools [4], and flexibility of services in control of an industrial robot [5]. Nonetheless, numerous security

issues arise in Cloud based MPC due to the nature of Cloud computing, which among them is the unauthorized access of Cloud to private data such as system and controller parameters [6].

To benefit from Cloud based MPC or in general Cloud based optimization *and* to preserve the privacy of sensitive parameters against Cloud, numerous solutions have been proposed which can be categorized into *three* main classes. The *first* class is based on the idea of using noise, where differential privacy (DP) is the main method in adjusting its amount [7]. DP designs a mechanism for sufficiently perturbing data using noises with distributions such as Gaussian and Laplace before releasing the results of computation; for a tutorial in control systems, see [8]. While DP was used for private filtering in [9], it was employed in [10] to design a Cloud-enabled differentially private multi-agent optimization. The works [11] and [12] also study DP for distributed optimizations, where perturbing the signals and objective functions are the tools in achieving DP. Further on, the authors in [13] and [14] utilize Cloud for designing a linear quadratic controller, where the first study focuses on system properties and the second is concerned with de-

Email addresses: t.hosseinalizadeh@rug.nl (Teimour Hosseinalizadeh), nils.schlueter@tu-dortmund.de (Nils Schlüter), moritz.schulzedarup@tu-dortmund.de (Moritz Schulze Darup), n.monshizadeh@rug.nl (Nima Monshizadeh).

signing a filter before applying the privacy mechanism.

The *second* class of methods for achieving privacy in Cloud based optimizations relies on adopting tools from cryptography, which among them Homomorphic Encryption (HE) is dominant. HE refers to cryptosystems that allow addition and/or multiplication of encrypted data without the need for decryption. While an optimization problem often needs to be modified to meet the framework of cryptosystems, the ability of computation over encrypted data enables the control designer to let Cloud securely solve the problem; for a control centered tutorial we refer to [15]. While a partially HE was used in [16] for the design of a privacy preserving Kalman filter and later on for encrypted control in [17], it was used in [18] and [19] to address the problem of privacy in quadratic optimizations where the latter also draws on tools from secure multiparty computation. Along the same line, the authors in [20] and [21] adopted fully HE and leveled HE for data driven MPC and a Cloud based distributed optimizations. In another line of research, the private explicit MPC was studied in [22] using mainly Paillier encryption system, where later on the method was computationally improved in [23], and further was refined in [24] using a cryptographic tool known as garbled circuits.

Both of the classes have their own advantages and disadvantages: differentially private algorithms offer privacy guarantees against Cloud (and other adversaries) with arbitrary computational power and side-knowledge [7, p.237], but in general they lead to suboptimal solutions where privacy-performance trade-offs need to be considered. On the other hand, cryptographic based methods do not lead to suboptimality and hence performance degradation [25, p.7], nonetheless they can be computationally and communication wise prohibitive for real time applications.

To overcome these drawbacks, a *third* class of methods have been used which in essence utilize some random transformations as privacy mechanism to change a problem into an equivalent problem before sharing it with Cloud. One of the first studies in this research area (in computer science literature) is [26] where the authors design local preprocessing (disguising) of data for problems such as matrix multiplication, matrix inversion and convolution of signals before sending the involved data to Cloud. Along the same line, the authors in [27], [28] and [29] have studied preserving privacy for linear programs and in [30] and [31] for quadratic programs for large scale problems where in general they use affine transformation and permutation techniques to securely outsource the original problem. We further refer to the survey [32] for other studies.

In control systems, the idea of using transformations for preserving privacy in optimization problems started with [33] where a unified framework based on equivalent optimizations was developed by including the previous

studies such as [27], [28] and [29]. Further on, the approach was adopted in [34], [35] and [36] and tailored for optimization problems with quadratic costs and linear constraints. More specifically, an algorithm in [36] for Cloud and system interactions was designed using isomorphisms and symmetries of control systems to securely solve an MPC problem. Moreover, the amount of guaranteed privacy was quantified by considering the dimension of the uncertainty set. In further development, [37] and [38] have adopted the algebraic transformation method in [36] for nonlinear and set theoretic MPC, meanwhile [39] and [40] have further improved it by adding structured noise to the signals in the context of federated learning and anomaly detection systems.

Contribution. In this research, we analyze the *third* class of methods for preserving privacy in an MPC problem (more generally, quadratic optimizations). The study is along [41] and [42] where the first investigates random affine transformations from cryptography perspective, and the second examines the invariant properties of quadratic optimizations under random affine transformations. Here, we take a different approach, namely we examine privacy preserving properties of random affine transformations when Cloud has mild side-knowledge about the problem. This side-knowledge is based on common characteristics that can be found in control systems. We demonstrate that how this mild side-knowledge by Cloud weakens some of the privacy guarantees that these methods in general promise for system and controller parameters.

To this end, we begin with analyzing random affine transformations when they are applied to the separate form of MPC. We prove that by using the structure of the MPC cost function, Cloud obtains unauthorized access to private information about the dynamic of the system under control and cost function parameters. Furthermore, we show that adding noise to the transformation, increasing its dimension, changing it to a nonlinear transformation or making it time-varying will not prevent Cloud from inferring privacy-sensitive parameters. In addition, we demonstrate that structured noise in high dimension random affine transformations when it is adopted to preserve privacy for signals in linear systems is also vulnerable to side-knowledge.

In other direction, we address another strategy for securely outsourcing the solving of MPC problems and that is the case when the linear system is densely combined with the cost function and constraints and then random affine transformations are adopted. We prove that combing a linear system with the quadratic cost in the MPC problem *inherently* leads to a better privacy preserving situation for the cost function parameters (they are uncertain within a set). Nonetheless, we show that Cloud is still able to infer privacy-sensitive values about the system and cost function parameters (up to the inherent uncertainty set) by drawing on side-knowledge such as stability of the system.

Organization: The rest of the paper is organized as follows: In Section 2 we present the problem formulation along the main assumption in the study, in Section 3 we address the privacy preserving guarantees for affine transformations and its numerous extension when the system dynamics are separate from cost function. In Section 4 we study the inherent privacy guarantees for the dense form of MPC, and in Section 5 we analyze the effects of side-knowledge on privacy guarantees of affine transformations. Numerical simulations and concluding remarks are presented in Section 6 and 7.

Notation: The set of positive, nonnegative integers and real numbers are denoted by \mathbb{N} , \mathbb{N}_0 and \mathbb{R} , respectively. We denote the identity matrix of size n by I_n , the zero matrix of size $n \times m$ by $0_{n \times m}$, the vector of size n with 1 in all its entries by $\mathbb{1}_n$ and we drop the index whenever the dimension is clear from the context. By $A \succ 0$ ($\succeq 0$), we mean A is a positive (semi-) definite matrix. With \otimes , we denote the Kronecker product. For a matrix $A \in \mathbb{R}^{m \times n}$, A^ℓ is a left inverse ($A^\ell A = I_n$) when it exists, and A^\dagger denotes its Moore-Penrose inverse. Given the elements $\{a_i\}_{i=1}^n$ (scalars, vectors or matrices), we denote $\begin{bmatrix} a_1^\top & \dots & a_n^\top \end{bmatrix}^\top$ by $\text{col}(a_1, \dots, a_n)$ and the block matrix with $\{a_i\}_{i=1}^n$ on its diagonal by $\text{blockdiag}(a_1, \dots, a_n)$. With bold symbols, we denote the secret in transformations.

2 Problem formulation

Consider a discrete-time LTI system

$$\begin{aligned} x_{k+1} &= Ax_k + Bu_k \\ y_k &= Cx_k, \end{aligned} \quad (1)$$

where $x_k \in \mathbb{R}^n$ is the state, $u_k \in \mathbb{R}^m$ the input, $y_k \in \mathbb{R}^p$ the output at time $k \in \mathbb{N}_0$ and the matrices A, B, C have consistent dimensions. In this study, we assume that the system (1) is controllable and observable. For system (1), we define the quadratic cost function over a finite horizon of N steps as

$$J(\mathbf{x}, \mathbf{u}) := x_N^\top P x_N + \sum_{k=0}^{N-1} \begin{bmatrix} x_k^\top & u_k^\top \end{bmatrix} M \begin{bmatrix} x_k \\ u_k \end{bmatrix}, \quad (2)$$

where $M = \text{blockdiag}(Q, R)$ with $Q \succeq 0$, $R \succ 0$ and $P \succeq 0$ determine the cost function matrices and $\mathbf{x} := \text{col}(x_0, x_1, \dots, x_{N-1})$ and $\mathbf{u} := \text{col}(u_0, u_1, \dots, u_{N-1})$. In an MPC problem with bounds on inputs and outputs, we need to solve the following quadratic optimization

problem [43]:

$$\begin{aligned} \min_{\mathbf{x}, \mathbf{u}} \quad & J(\mathbf{x}, \mathbf{u}) & (3a) \\ \text{s.t.} \quad & (1) & (3b) \\ & u_{\min} \leq u_k \leq u_{\max}, \quad k = 0, \dots, N-1 & (3c) \\ & y_{\min} \leq y_k \leq y_{\max}, \quad k = 1, \dots, N, & (3d) \end{aligned}$$

where $x_0 = x(0)$, $u_{\min}, u_{\max} \in \mathbb{R}^m$ and $y_{\min}, y_{\max} \in \mathbb{R}^p$ specify the constraints on u_k and y_k , and \mathbf{x} and \mathbf{u} are the optimization variables. After computing the optimizer \mathbf{u}^* , MPC typically builds on applying the first block, i.e. \mathbf{u}_0^* , to the system and repeating the optimization at the next sampling instance [44, p. 89].

The plant owner or simply Plant can outsource computation of the optimizer pair $(\mathbf{x}^*, \mathbf{u}^*)$ to a service provider (Cloud) by requiring Cloud to follow a set of instructions (an algorithm). How Cloud behaves in the algorithm is determined below [45, p.37]:

Definition 1 (Cloud model). Cloud is an honest-but-curious party, meaning that it follows any instructions given by Plant and does not deviate from them, but it stores the data received from Plant to learn more than what the algorithm allows. \square

Note that Definition 1 also specifies the adversary model in the language of secure control [46]. Furthermore, while Cloud in this study is a passive adversary, it can cooperate with other type of adversaries by sharing sensitive information about Plant.

In general, Plant and Cloud can interact with each other for solving (3) in two distinct ways:

- (I) Plant *separately* transmits to Cloud the system dynamic (1), cost function (2), and constraints (3c)-(3d).
- (II) Plant *densely* combines the linear system (1) with cost function (2) and constraints (3c)-(3d), and then transmits them to Cloud.

For each case, Plant uses random affine transformations (to be determined later) to conceal privacy-sensitive parameters of the system dynamics and cost from Cloud before outsourcing the computation of the optimizer $(\mathbf{x}^*, \mathbf{u}^*)$ of (3). The central problem of interest that we aim to address in this manuscript is as follows:

Problem 1. Suppose that Plant adopts random affine transformations as its privacy preserving mechanism. For each case (I) and (II), determine what Cloud infers about system dynamics and cost parameters. \square

To answer Problem 1 we make the following standing assumption throughout the manuscript:

Standing Assumption 1. Cloud is aware of the structure of the outsourced problem as well as the adopted

privacy-preserving mechanism, except for the values of the random affine transformations. \square

The assumption is consistent with the standard assumption in cryptography, known as Kerckhoffs' principle or Shannon's maxim, that an encryption scheme must be designed to be secure even if the adversary knows all the details of the scheme *except for the key* (see, e.g. [25, p.7]). The other reason that urges us to work under this assumption is the role that knowledge of the system model plays in performing an attack against CPSs by adversaries. As it has been reported in the literature of secure control (e.g. [46]) covert, zero dynamics and false data injection attacks to name but a few, rely largely on the knowledge that an adversary has about the system under control. Therefore, it is preferable to work with a comprehensive a priori knowledge for Cloud (adversary), as in the case of Standing Assumption 1.

3 Privacy Analysis of transformations for MPC in separate form

In this section, we provide an answer to Problem 1 for the first case, i.e., when Plant transmits to Cloud cost and linear system separately after applying a transformation.

3.1 Privacy mechanism

To preserve the privacy of system and cost parameters in (3), Plant can use the following transformation

$$\tilde{x}_k = \mathbf{T}x_k \quad (4a)$$

$$\tilde{u}_k = \mathbf{F}x_k + \mathbf{G}u_k \quad (4b)$$

$$\tilde{y}_k = \mathbf{S}y_k, \quad (4c)$$

where the *randomly* chosen matrices $\mathbf{T} \in \mathbb{R}^{n \times n}$, $\mathbf{G} \in \mathbb{R}^{m \times m}$, and $\mathbf{S} \in \mathbb{R}^{p \times p}$ are invertible, and $\mathbf{F} \in \mathbb{R}^{m \times n}$. Under the transformation (4), the system dynamic is mapped to

$$\begin{aligned} \tilde{x}_{k+1} &= \underbrace{\mathbf{T}(A - \mathbf{B}\mathbf{G}^{-1}\mathbf{F})\mathbf{T}^{-1}}_{=: \tilde{A}} \tilde{x}_k + \underbrace{\mathbf{T}\mathbf{B}\mathbf{G}^{-1}}_{=: \tilde{B}} \tilde{u}_k \\ \tilde{y}_k &= \underbrace{\mathbf{S}\mathbf{C}\mathbf{T}^{-1}}_{=: \tilde{C}} \tilde{x}_k. \end{aligned} \quad (5)$$

Similarly, the cost function (2) is modified to

$$\tilde{J}(\tilde{\mathbf{x}}, \tilde{\mathbf{u}}) := \tilde{x}_N^\top \tilde{P} \tilde{x}_N + \sum_{k=0}^{N-1} \begin{bmatrix} \tilde{x}_k^\top & \tilde{u}_k^\top \end{bmatrix} \tilde{M} \begin{bmatrix} \tilde{x}_k \\ \tilde{u}_k \end{bmatrix}, \quad (6)$$

where $\tilde{P} := \mathbf{T}^{-\top} \mathbf{P} \mathbf{T}^{-1}$ and $\tilde{M} := \mathbf{L}^\top \mathbf{M} \mathbf{L}$ with

$$\mathbf{L} := \begin{bmatrix} \mathbf{T}^{-1} & 0 \\ -\mathbf{G}^{-1} \mathbf{F} \mathbf{T}^{-1} & \mathbf{G}^{-1} \end{bmatrix}. \quad (7)$$

Note that we have not included (3c)-(3d) since our privacy analysis in this section is independent of those constraints.

The transformation (4) has been formally proposed in [36] and based on it an algorithm for solving (3) has been developed. In the algorithm, Cloud receives from Plant the transformed system (5) and the cost function (6) in the start of their interactions (the handshaking phase) and then upon receiving $\tilde{y}_k = \mathbf{S}y_k$ and *estimating* \tilde{x}_k Cloud solves the optimization (6) to obtain \tilde{u}_k . Then, Cloud sends \tilde{u}_k to Plant where it can retrieve u_k using the equality in (4b).

Remark 1. The privacy-preserving mechanism based on (4) is correct namely the optimizer of the original problem (3) can be retrieved exactly (unlike most noise-based methods), and it is light-weight in computations, meaning Plant does not need to undergo extra computations other than the linear transformation in (4). As such, the required computation is significantly lower than what is needed for solving problem (3), in contrast to most standard cryptography-based methods. It should be mentioned that the transformation and the analysis for its privacy guarantees are the tailored versions of transformations in [33], [37] and [38] for quadratic optimizations. This means that while our analysis is concerned with the transformation in [36] it can be applied to the results in the related studies. \square

3.2 Privacy analysis

Before proceeding with the analysis, we explicitly state the assumption below, with regard to Cloud's knowledge about the cost function.

Assumption 1. Cloud knows that the matrix M in (2) has a block diagonal *structure*. \square

We emphasize that, consistent with Standing Assumption 1, Cloud *does not* know the ground-truth value of Q and R in M . Note, the block diagonal M corresponds to the conventional LQR problem [47, p.33]. Next, we state how Cloud can use the side-knowledge in Assumption 1 to infer privacy-sensitive information about the system dynamics and cost function.

Theorem 1. *Let Assumption 1 hold, and suppose that Cloud knows the transformed matrices $(\tilde{A}, \tilde{B}, \tilde{C})$ in (5) and the transformed cost function in (6). Then, Cloud infers $\hat{A} = \mathbf{T} \mathbf{A} \mathbf{T}^{-1}$ and $\hat{Q} = \mathbf{T}^{-\top} \mathbf{Q} \mathbf{T}^{-1}$ about the system and cost parameters.*

Proof. See Appendix A. \blacksquare

It follows from Theorem 1 that under the mild side-knowledge in Assumption 1, Cloud can circumvent this transformation and essentially identify the dynamics up to a similarity (\mathbf{T}) as well as re-scaling transformations

(\mathbf{S} and \mathbf{G}). For instance, using $\hat{A} = \mathbf{T}A\mathbf{T}^{-1}$, it finds the eigenvalues of the state matrix A , i.e., poles of the system (1), which in turn can be leveraged by adversaries for designing additional cyber-attacks.

Next, we present a few remarks to further elaborate on different aspects of (4):

Remark 2 (Treatment of side-knowledge in [36]). It is worth recasting the result of Theorem 1 in the framework of [36], where different scenarios concerning the side-knowledge available to Cloud are treated. The side-knowledge in Assumption 1 translates into the design constraint that Plant should ensure that the modified cost (\tilde{M}) in (6) conforms with Cloud's knowledge. This means that the blocks $\tilde{M}_{2,1}$ and $\tilde{M}_{1,2}$ should be equal to 0 which are satisfied if and only if $\mathbf{F} = 0$. Hence, the set of isomorphism in the terminology of [36] is reduced to $\psi = (\mathbf{T}, \mathbf{0}, \mathbf{G}, \mathbf{S})$, which weakens the privacy guarantees in the notable case of the cost function (2). \square

Remark 3 (General cost function). It must be noted that when the matrix M in cost function has *no specific structure* Cloud cannot perform the inference attack described in Theorem 1. To see this, let the matrix M in (2) be redefined as

$$M = \begin{bmatrix} Q & N \\ N^\top & R \end{bmatrix},$$

where $M \succeq 0$ and $R \succ 0$. The matrix \tilde{M} in the transformed cost (6) is then given by:

$$\tilde{M} = \begin{bmatrix} \tilde{M}_{1,1} & \star \\ \mathbf{G}^{-\top} N^\top \mathbf{T}^{-1} - (\mathbf{G}^{-\top} R \mathbf{G}^{-1}) \mathbf{F} \mathbf{T}^{-1} & \mathbf{G}^{-\top} R \mathbf{G}^{-1} \end{bmatrix},$$

with

$$\tilde{M}_{1,1} = \mathbf{T}^{-\top} Q \mathbf{T}^{-1} + (\mathbf{F} \mathbf{T}^{-1})^\top (\mathbf{G}^{-\top} R \mathbf{G}^{-1}) (\mathbf{F} \mathbf{T}^{-1}) - \mathbf{T}^{-\top} N \mathbf{G}^{-1} \mathbf{F} \mathbf{T}^{-1} - (\mathbf{F} \mathbf{T}^{-1})^\top \mathbf{G}^{-\top} N^\top \mathbf{T}^{-1}.$$

The additional term $\mathbf{G}^{-\top} N^\top \mathbf{T}^{-1}$ in block (2, 1) hinders Cloud from applying the sequence of observations detailed in the proof of Theorem 1. In particular, the matrix $\mathbf{F} \mathbf{T}^{-1}$ cannot be computed in the second step. \square

Remark 4 (Loss of observability). Note that if (A, B, C) is controllable and observable, the transformed system $(\tilde{A}, \tilde{B}, \tilde{C})$ in (5) is controllable but not *necessarily* observable. This is due to the fact that the artificially introduced state feedback (4b) preserves controllability, but not necessarily observability. Bearing in mind the discussion preceding Remark 1, state estimation is a part of the protocol outsourced to Cloud. Hence, loss of observability has a major consequence in the execution of the algorithm. This means that \mathbf{F} cannot be picked arbitrarily; but rather it should be selected such that the

transformed pair $(\mathbf{T}(A - \mathbf{B}\mathbf{G}^{-1}\mathbf{F})\mathbf{T}^{-1}, \mathbf{S}\mathbf{C}\mathbf{T}^{-1})$ is observable. An example is provided next. \square

Example 1. Consider a system given by the triple:

$$C = \begin{bmatrix} 1 & 0 \end{bmatrix}, A = \begin{bmatrix} 0 & 1 \\ 1 & 0 \end{bmatrix}, B = \begin{bmatrix} 1 \\ 0 \end{bmatrix},$$

which is both observable and controllable. Consider a random transformation according to (4) with $\mathbf{F} = [0 \ f]$, $\mathbf{G} = 1$, $\mathbf{T} = I_2$, $\mathbf{S} = 1$, and some scalar f . The transformed system given by

$$\tilde{C} = \begin{bmatrix} 1 & 0 \end{bmatrix}, \tilde{A} = \begin{bmatrix} 0 & 1 - f \\ 1 & 0 \end{bmatrix}, \tilde{B} = \begin{bmatrix} 1 \\ 0 \end{bmatrix},$$

is controllable, but it is observable if only if $f \neq 1$. \square

Next, we show that even by using an affine form of transformation (4) or increasing its dimension, Cloud is still able to infer sensitive information.

3.3 Other forms of transformation (4)

We address the privacy analysis when Plant utilizes some variants of transformation (4) for preserving privacy of linear system and cost function parameters.

3.3.1 Affine form of (4)

Let Plant adopt the following transformation

$$\begin{aligned} \tilde{x}_k &= \mathbf{T}x_k + \mathbf{r}_1 \\ \tilde{u}_k &= \mathbf{F}x_k + \mathbf{G}u_k + \mathbf{r}_2 \\ \tilde{y}_k &= \mathbf{S}y_k + \mathbf{r}_3, \end{aligned} \quad (8)$$

where $\mathbf{r}_1 \in \mathbb{R}^n$, $\mathbf{r}_2 \in \mathbb{R}^m$, and $\mathbf{r}_3 \in \mathbb{R}^p$ are random vectors and the matrices \mathbf{T} , \mathbf{F} , \mathbf{G} and \mathbf{S} are as in (4). Note that the difference with (4) arises from the vectors \mathbf{r}_1 , \mathbf{r}_2 , and \mathbf{r}_3 . Under the transformation (8), the linear system (1) is modified to

$$\begin{aligned} \tilde{x}_{k+1} &= \tilde{A}\tilde{x}_k + \tilde{B}\tilde{u}_k + \mathbf{T}A r_x + \mathbf{T}B r_u + \mathbf{r}_1 \\ \tilde{y}_k &= \tilde{C}\tilde{x}_k + \mathbf{S}C r_x + \mathbf{r}_3, \end{aligned} \quad (9)$$

where \tilde{A} , \tilde{B} , and \tilde{C} are given in (5) and $r_x := -\mathbf{T}^{-1}\mathbf{r}_1$ and $r_u := \mathbf{G}^{-1}\mathbf{F}\mathbf{T}^{-1}\mathbf{r}_1 - \mathbf{G}^{-1}\mathbf{r}_2$. Similarly, the cost function (2) is modified to

$$\begin{aligned} \tilde{J}_r(\tilde{\mathbf{x}}, \tilde{\mathbf{u}}) &:= \tilde{J}(\tilde{\mathbf{x}}, \tilde{\mathbf{u}}) + 2 \sum_{k=0}^{N-1} \begin{bmatrix} \tilde{x}_k^\top & \tilde{u}_k^\top \end{bmatrix} \mathbf{L}^\top M \begin{bmatrix} r_x \\ r_u \end{bmatrix} \\ &+ 2\tilde{x}_N^\top \mathbf{T}^{-\top} P r_x + r_x^\top P r_x + N \begin{bmatrix} r_x^\top & r_u^\top \end{bmatrix} M \begin{bmatrix} r_x \\ r_u \end{bmatrix}, \end{aligned} \quad (10)$$

where $\tilde{J}(\tilde{\mathbf{x}}, \tilde{\mathbf{u}})$ and \mathbf{L} are given in (6) and (7). We have the following result:

Corollary 1. *Let Assumption 1 hold, and suppose that Cloud knows the transformed system (9) and cost function (10). Cloud infers $\hat{A} = \mathbf{T}A\mathbf{T}^{-1}$ and $\hat{Q} = \mathbf{T}^{-\top}Q\mathbf{T}^{-1}$ about the system and the cost parameters.*

Proof. See Appendix A. \blacksquare

3.3.2 Increasing the dimension of (4)

Let Plant adopt for the optimization (3) the following higher-dimensional transformation

$$\tilde{x}_k = \bar{\mathbf{T}}x_k \quad (11a)$$

$$\tilde{u}_k = \bar{\mathbf{F}}x_k + \bar{\mathbf{G}}u_k \quad (11b)$$

$$\tilde{y}_k = \bar{\mathbf{S}}y_k, \quad (11c)$$

where $\bar{\mathbf{T}} \in \mathbb{R}^{\bar{n} \times n}$, $\bar{\mathbf{G}} \in \mathbb{R}^{\bar{m} \times m}$, $\bar{\mathbf{S}} \in \mathbb{R}^{\bar{p} \times p}$ are randomly chosen full column rank matrices with $\bar{n} > n$, $\bar{m} > m$, and $\bar{p} > p$, and $\bar{\mathbf{F}} \in \mathbb{R}^{\bar{m} \times n}$. Under this transformation, the system (4) turns into

$$\begin{aligned} \tilde{x}_{k+1} &= \underbrace{\bar{\mathbf{T}}(A - B\bar{\mathbf{G}}^\ell \bar{\mathbf{F}})\bar{\mathbf{T}}^\ell}_{=: \bar{A}} \tilde{x}_k + \underbrace{\bar{\mathbf{T}}B\bar{\mathbf{G}}^\ell}_{=: \bar{B}} \tilde{u}_k \\ \tilde{y}_k &= \underbrace{\bar{\mathbf{S}}\bar{\mathbf{C}}\bar{\mathbf{T}}^\ell}_{=: \bar{C}} \tilde{x}_k, \end{aligned} \quad (12)$$

where $\bar{\mathbf{T}}^\ell$, $\bar{\mathbf{G}}^\ell$ and $\bar{\mathbf{S}}^\ell$ are any left inverse of their corresponding matrices. The cost function (2) is transformed into

$$\tilde{J}_h(\tilde{\mathbf{x}}, \tilde{\mathbf{u}}) := \tilde{x}_N^\top (\bar{\mathbf{T}}^\ell)^\top P \bar{\mathbf{T}}^\ell \tilde{x}_N + \sum_{k=0}^{N-1} \begin{bmatrix} \tilde{x}_k^\top & \tilde{u}_k^\top \end{bmatrix} \tilde{M} \begin{bmatrix} \tilde{x}_k \\ \tilde{u}_k \end{bmatrix}, \quad (13)$$

where \tilde{M} is given by

$$\tilde{M} = \begin{bmatrix} \tilde{M}_{1,1} & \star \\ -((\bar{\mathbf{G}}^\ell)^\top R \bar{\mathbf{G}}^\ell) (\bar{\mathbf{F}} \bar{\mathbf{T}}^\ell) & (\bar{\mathbf{G}}^\ell)^\top R \bar{\mathbf{G}}^\ell \end{bmatrix}, \quad (14)$$

with $\tilde{M}_{1,1} = (\bar{\mathbf{T}}^\ell)^\top Q \bar{\mathbf{T}}^\ell + (\bar{\mathbf{F}} \bar{\mathbf{T}}^\ell)^\top ((\bar{\mathbf{G}}^\ell)^\top R \bar{\mathbf{G}}^\ell) (\bar{\mathbf{F}} \bar{\mathbf{T}}^\ell)$, and (\star) denotes the transpose of block $\tilde{M}_{2,1}$.

Corollary 2. *Let Assumption 1 hold, and suppose that Cloud knows the transformed system (12) and cost function (13). Cloud infers $\hat{A} = \bar{\mathbf{T}}A\bar{\mathbf{T}}^\ell$ and $\hat{Q} = (\bar{\mathbf{T}}^\ell)^\top Q \bar{\mathbf{T}}^\ell$ about the system and cost parameters. Furthermore, Cloud infers $\text{mspec}_{nz}(A)$, where $\text{mspec}_{nz}(A)$ denotes the multiset of nonzero eigenvalues of A .*

Proof. See Appendix A. \blacksquare

We present two other forms of (4) in two separate remarks.

Remark 5 (Time-varying high dimensional affine transformations). It should be noted that Plant can adopt for each instance of optimization (3) a time dependent transformation given by quadruple $(\mathbf{T}_k, \mathbf{G}_k, \mathbf{S}_k, \mathbf{F}_k)$ in (4) justified by the recommendation in privacy literature to use random transformation only once [32]. Nonetheless, it is clear that Cloud can still follow the steps in Theorem 1 mainly because it does not rely on accumulated information from previous interactions with Plant and hence it is able to infer $\hat{A} = \mathbf{T}_k A \mathbf{T}_k^{-1}$ and $\hat{Q} = \mathbf{T}_k^{-\top} Q \mathbf{T}_k^{-1}$ and $\hat{R} = \mathbf{G}_k^{-\top} R \mathbf{G}_k^{-1}$. We also point out that using time-varying transformation along with added randomly chosen vectors and increasing its dimension as in (8) and (11) does not prevent Cloud from applying the arguments in Corollaries 1 and 2 to infer privacy-sensitive quantities of the system. \square

Remark 6 (Polynomial form of (4)). Consider the following nonlinear transformation

$$\tilde{u}_k = \mathbf{f}(x_k) + \mathbf{G}u_k, \quad (15)$$

where $\mathbf{f}(\cdot) : \mathbb{R}^n \rightarrow \mathbb{R}^m$ is a polynomial function of degree $d \in \mathbb{N}$. The map $\mathbf{f}(\cdot)$ can be rewritten as

$$\mathbf{f}(x) = \mathbf{r}_2 + \mathbf{F}x + \mathbf{F}_1 Z(x),$$

for some constant vector $\mathbf{r}_2 \in \mathbb{R}^m$ and matrices $\mathbf{F} \in \mathbb{R}^{m \times n}$, $\mathbf{F}_1 \in \mathbb{R}^{m \times z}$, with $Z(x) : \mathbb{R}^n \rightarrow \mathbb{R}^z$ including all the z monomials with degree greater than 1. Let Plant use the transformation (4) with (4b) replaced by (15), where the vectors/matrices \mathbf{r}_2 , \mathbf{F}_1 , and \mathbf{F} are randomly chosen. Under this transformation, the linear system (1) is modified to

$$\begin{aligned} \tilde{x}_{k+1} &= \tilde{A}\tilde{x}_k + \tilde{B}\tilde{u}_k + \mathbf{T}B\phi(\tilde{x}_k) + \mathbf{T}B\mathbf{r}_u \\ \tilde{y}_k &= \tilde{C}\tilde{x}_k, \end{aligned} \quad (16)$$

where \tilde{A} , \tilde{B} , and \tilde{C} are given in (5) and $\phi(\tilde{x}_k) := -\mathbf{G}^{-1}\mathbf{F}_1 Z(\mathbf{T}^{-1}\tilde{x}_k)$ and $\mathbf{r}_u := -\mathbf{G}^{-1}\mathbf{r}_2$. Analogously, the transformed cost is:

$$\begin{aligned} \tilde{J}_{nl}(\tilde{\mathbf{x}}, \tilde{\mathbf{u}}) &:= \tilde{J}(\tilde{\mathbf{x}}, \tilde{\mathbf{u}}) \\ &+ 2 \sum_{k=0}^{N-1} \begin{bmatrix} \tilde{x}_k^\top & \tilde{u}_k^\top \end{bmatrix} \begin{bmatrix} -(\mathbf{R}\mathbf{G}^{-1}\mathbf{F}\mathbf{T}^{-1})^\top \\ \mathbf{G}^{-\top} \mathbf{R} \end{bmatrix} \phi(\tilde{x}_k) \\ &+ 2 \sum_{k=0}^{N-1} \begin{bmatrix} \tilde{x}_k^\top & \tilde{u}_k^\top \end{bmatrix} \begin{bmatrix} -(\mathbf{R}\mathbf{G}^{-1}\mathbf{F}\mathbf{T}^{-1})^\top \\ \mathbf{G}^{-\top} \mathbf{R} \end{bmatrix} \mathbf{r}_u \\ &+ \sum_{k=0}^{N-1} \phi(\tilde{x}_k)^\top \mathbf{R} \phi(\tilde{x}_k) + 2\mathbf{r}_u^\top \mathbf{R} \phi(\tilde{x}_k) + \mathbf{r}_u^\top \mathbf{R} \mathbf{r}_u, \end{aligned} \quad (17)$$

where $\tilde{J}(\tilde{\mathbf{x}}, \tilde{\mathbf{u}})$ is given by (6).

Bearing in mind that $\phi(\cdot)$ contains only high degree monomials, the values of the matrices \tilde{A} , \tilde{B} can be inferred from (16). Furthermore, due to the structure of (17), Cloud can isolate the terms $-\tilde{x}_k^\top(\mathbf{G}^{-\top}R\mathbf{G}^{-1})(\mathbf{F}\mathbf{T}^{-1})\tilde{u}_k$ and $\tilde{u}_k^\top\mathbf{G}^{-\top}R\mathbf{G}^{-1}\tilde{u}_k$, embedded in $\tilde{J}(\tilde{\mathbf{x}}, \tilde{\mathbf{u}})$, from the rest of the terms in (17), and subsequently infer the values of $\hat{R} = \mathbf{G}^{-\top}R\mathbf{G}^{-1}$ and $\mathbf{F}\mathbf{T}^{-1}$. The latter, using the expression of \tilde{A} , reveals the matrix $\hat{A} = \mathbf{T}\mathbf{A}\mathbf{T}^{-1}$ to Cloud. \square

The previously discussed results concerned with system level privacy along with privacy of the cost parameters. In certain applications, privacy of input and/or output signals should be protected. While those scenarios do not directly deal with Problem 1, the side-knowledge analysis pursued here can shed some lights on the information leaked to Cloud. An example of such scenarios is provided in the remark below.

Remark 7 (Structured noise and signal privacy). Consider a transformation of (x_k, y_k, u_k) given by (11a), (11c) and

$$\tilde{u}_k = \tilde{\mathbf{G}}u_k + \mathbf{b}_k, \quad \text{with } \mathbf{b}_k \in \ker \tilde{\mathbf{G}}^\ell, \quad (18)$$

where $\tilde{\mathbf{G}} \in \mathbb{R}^{\tilde{m} \times m}$ has full column rank with $\tilde{m} > m$. The vector \mathbf{b}_k is selected randomly from $\ker \tilde{\mathbf{G}}^\ell$ by Plant. The system dynamic (1) under transformation (11a), (11c) and (18) is mapped to

$$\begin{aligned} \tilde{x}_{k+1} &= \underbrace{\tilde{\mathbf{T}}\mathbf{A}\tilde{\mathbf{T}}^\ell}_{=:A_h} \tilde{x}_k + \underbrace{\tilde{\mathbf{T}}\mathbf{B}\tilde{\mathbf{G}}^\ell}_{=:B_h} \tilde{u}_k \\ \tilde{y}_k &= \underbrace{\tilde{\mathbf{S}}\mathbf{C}\tilde{\mathbf{T}}^\ell}_{=:C_h} \tilde{x}_k. \end{aligned} \quad (19)$$

The immersed dynamic (19) is transmitted to Cloud for computing the output \tilde{y} . For doing so, Cloud first receives the value of matrices A_h , B_h , C_h and $\tilde{x}_0 = \tilde{\mathbf{T}}x_0$ and later on, it receives the signal \tilde{u}_k which is a randomly encoded version of u_k and performs the computation of \tilde{y}_k . The random transformation including (11a), (11c) and (18) has been proposed in [39] and [40] in the context of privacy preserving federated learning and detector systems. Note, under this transformation, the signal \tilde{u}_k constructed by the random mapping (18) (\mathbf{b}_k is a random value for each k) can differ significantly from plaintext u_k in (4b). This feature makes the transformed system (19) a suitable candidate for applications such as securely implementing a linear dynamical controller over Cloud similar to [48]. However, the effects of the noise \mathbf{b}_k can be removed by having a mild assumption that the matrix B in the system (19) is full column rank and Cloud *knows* this.

Under this assumption, it follows that $\ker \tilde{\mathbf{G}}^\ell = \ker B_h$ with $B_h = \tilde{\mathbf{T}}\mathbf{B}\tilde{\mathbf{G}}^\ell$ in (19). Hence, Cloud selects an arbitrary basis for $\ker \tilde{\mathbf{G}}^\ell$ as $\tilde{\mathbf{G}}_{kn}^\ell := [v_1 \ v_2 \ \dots \ v_r] \in \mathbb{R}^{\tilde{m} \times r}$,

and consistently a basis for row space of $\tilde{\mathbf{G}}^\ell$ as $\tilde{\mathbf{G}}_{rs}^\ell \in \mathbb{R}^{(\tilde{m}-r) \times \tilde{m}}$. Note $\tilde{\mathbf{G}}^\ell$ must be full row rank since from its definition it holds that $\tilde{\mathbf{G}}^\ell \tilde{\mathbf{G}} = I_m$. Therefore, Cloud finds $\tilde{m} - r =: m$ as the hidden underlying number of rows of $\tilde{\mathbf{G}}^\ell$ and hence number of columns of $\tilde{\mathbf{G}}$. Thus, Cloud can write $\tilde{\mathbf{G}}_{rs}^\ell = \mathbf{Q}\tilde{\mathbf{G}}^\ell$ for some unknown invertible $\mathbf{Q} \in \mathbb{R}^{m \times m}$ [49, p.13]. Multiplying both sides of (18) from the left by $\tilde{\mathbf{G}}_{rs}^\ell$ yields

$$\tilde{\mathbf{G}}_{rs}^\ell \tilde{u}_k = \mathbf{Q}u_k, \quad (20)$$

where Cloud knows its left-side. From (20) we can see that Cloud faces $\mathbf{Q}u_k$ as the ultimate uncertainty with regard to u_k when it receives “noisy” \tilde{u}_k . This means that u_k becomes known to Cloud up to a constant matrix. \square

In the rest of the study we provide an answer to Problem 1 for the second case, namely when Plant *densely* combines the linear system (1) with the cost function (2) and constraints (3c)-(3d), and then transmits them to Cloud.

4 Analysis of inherent privacy for MPC in dense form

First, we present the dense optimization form of (3).

4.1 Dense form of MPC

We can rewrite the optimization problem (3) by expressing all future states x_1, x_2, \dots, x_N as the function of future inputs u_0, u_1, \dots, u_{N-1} and initial condition x_0 . This gives rise to [43]

$$\min_z \frac{1}{2}z^\top H z + x_0^\top F z + x_0^\top Y x_0 \quad (21a)$$

$$\text{s.t. } Gz \leq W + O x_0, \quad (21b)$$

where $z := \text{col}(u_0, u_1, \dots, u_{N-1}) \in \mathbb{R}^{N m}$ is the optimization variable, and $H := 2\mathcal{R} + 2\mathcal{S}^\top \mathbf{Q}\mathcal{S}$, $F := 2\mathcal{T}^\top \mathbf{Q}\mathcal{S}$, and $Y := \mathbf{Q} + \mathcal{T}^\top \mathbf{Q}\mathcal{T}$ are the cost matrices in (21a) with

$$\mathcal{R} := I_N \otimes R, \quad \mathbf{Q} := \text{blockdiag}(\mathbf{Q}, \dots, \mathbf{Q}, P) \in \mathbb{R}^{N(n \times n)},$$

$$\mathcal{S} := \begin{bmatrix} B & 0 & \dots & 0 \\ AB & B & \dots & 0 \\ \vdots & \vdots & \ddots & \vdots \\ A^{N-1}B & A^{N-2}B & \dots & B \end{bmatrix}, \quad \mathcal{T} := \begin{bmatrix} A \\ A^2 \\ \vdots \\ A^N \end{bmatrix}. \quad (22)$$

The expanded form of H , F and Y are also given in Appendix B. The matrices in the constraint (21b) are

$$\mathcal{G} := (I_N \otimes C)\mathcal{S}, \quad G := \text{col}(I_{Nm}, -I_{Nm}, \mathcal{G}, -\mathcal{G}),$$

$$W := \begin{bmatrix} \mathbb{1}_N \otimes u_{\max} \\ -\mathbb{1}_N \otimes u_{\min} \\ \mathbb{1}_N \otimes y_{\max} \\ -\mathbb{1}_N \otimes y_{\min} \end{bmatrix}, \quad \mathcal{O} := \begin{bmatrix} CA \\ CA^2 \\ \vdots \\ CA^N \end{bmatrix}, \quad O := \begin{bmatrix} 0_{Nm \times n} \\ 0_{Nm \times n} \\ -\mathcal{O} \\ \mathcal{O} \end{bmatrix}. \quad (23)$$

We are interested in the knowledge that Cloud obtains about the system and cost matrices by using the received parameters from Plant. For doing so, we make the following assumption for the rest of the manuscript:

Assumption 2. The state matrix $A \in \mathbb{R}^{n \times n}$ in (1) is non-singular. \square

This assumption always holds in the case where matrix A is obtained as a result of discretizing a linear continuous time system [47, p.80].

To determine the benefits of random affine transformations for the dense form of MPC (21), we first examine (any) inherent privacy guarantees of the scheme, i.e., those without performing any privacy-preserving mechanism other than the local computations that led to the dense form (21). To this end, we distinguish between several cases based on the knowledge of Cloud on the parameters in (21).

4.2 Privacy analysis when Cloud knows H , F , G , W and O in (21)

In the first case, we address the privacy analysis when Plant transmits H , F , G , W and O to Cloud for solving (21). The result of this case is summarized in the following theorem:

Theorem 2. *Suppose that Cloud knows the matrices H , F , G , W and O in (21). If $N > n$ then Cloud recovers the system matrices A , B , C in (1) and the matrix R in (2). Furthermore, from the obtained set of matrices, Cloud infers the cost matrices Q and P if and only if the following set is a singleton:*

$$\mathcal{J} = \{X \in \mathbb{R}^{n \times n} \mid \hat{Q} + X - A^\top X A \succeq 0, \\ \hat{P} + X \succeq 0, \quad (24) \\ XB = 0\},$$

where (\hat{Q}, \hat{P}) are any positive semi-definite matrices consistent with the structure of the matrices H and F in (21).¹

¹ More explicitly, the pair (\hat{Q}, \hat{P}) can be picked from the set given in (A.5).

Proof. See Appendix A. \blacksquare

Remark 8 (privacy of $P \succeq 0$ and $Q \succeq 0$). It should be noted that in control systems the matrix B is generally not invertible, namely $B \in \mathbb{R}^{n \times m}$, $\text{rank } B = m$, and $m < n$. In that case, if the cost matrices P and Q are positive definite, it is straightforward to see that the set \mathcal{J} in (24) is not a singleton. To see this, note that for an arbitrary X with $XB = 0$, we have $P + \epsilon X \succeq 0$ and $Q + \epsilon(X - A^\top X A) \succeq 0$ for sufficiently small ϵ . From the perspective of privacy, this means that the dense form of MPC given in (21) *inherently* enjoys a certain degree of privacy for the cost matrices P and Q *even if* the matrices A , B , and R are publicly known. An analogous argument also applies to the case $P \succeq 0$, $Q \succ 0$. \square

4.3 Privacy analysis when Cloud knows H , $x_0^\top F$, G and $W + O x_0$ in (21)

We address the case when Plant merges x_0 with F and O matrices in (21) and transmits $x_0^\top F$ and $W + O x_0$ along H and G to Cloud. To do so, first, we analyze the values that can be obtained from the matrix G . Recall that the Markov parameters of the system are defined as [50, p. 72]

$$h(k) := CA^{k-1}B, \quad k = 1, 2, \dots \quad (25)$$

It is clear that Cloud has access to Markov parameters through G from which it is *well-known* that the system parameters can be recovered under certain conditions.

Lemma 1 (Identifying (A, B, C) from G). *Suppose that Cloud knows the matrix G in (21). If $N \geq 2n + 1$, then Cloud infers $A_t = T^{-1}AT$, $B_t = T^{-1}B$ and $C_t = CT$ about the system matrices with known A_t , B_t , C_t and an unknown non-singular matrix $T \in \mathbb{R}^{n \times n}$.*

Proof. See Appendix A. \blacksquare

By Lemma 1, the system matrices are revealed to Cloud up to a similarity transformation. We will show next that, under an additional assumption, some information about the cost matrices are also revealed.

Assumption 3. The MPC problem (21) is solved for $I \in \mathbb{N}$ instances $\mathcal{I} = \{1, 2, 3, \dots, I\}$ with the same matrices H , F , G , W , and O and (different) initial states $x_{0|1}, x_{0|2}, \dots, x_{0|I}$. \square

The assumption is consistent with an MPC setup where Plant applies the first step of z^* (the optimizer in (21)) to the system (1) and then asks Cloud for a new optimizer based on the current state of the system.

To state the next result, we collect the initial states in the following matrix

$$X_0 := \begin{bmatrix} x_{0|1} & x_{0|2} & \dots & x_{0|I} \end{bmatrix} \in \mathbb{R}^{n \times I}. \quad (26)$$

Theorem 3. *Let Assumption 3 hold, and suppose that Cloud knows the matrices H , $x_0^\top F$, G and $W + O x_0$ in (21). If $N \geq 2n + 1$, $\text{rank } X_0 = n$, and $\mathbf{1}_I \notin \text{im } X_0^\top$, then Cloud recovers the system matrices $A = T A_t T^{-1}$, $B = T B_t$ and $C = C_t T^{-1}$ with known A_t , B_t , C_t and an unknown non-singular matrix $T \in \mathbb{R}^{n \times n}$, and identifies the cost matrix R . Furthermore, from the obtained set of matrices, Cloud infers $Q = T^{-\top} Q_t T^{-1}$ and $P = T^{-\top} P_t T^{-1}$ if and only if the following set is a singleton:*

$$\mathcal{J}_t = \left\{ X \in \mathbb{R}^{n \times n} \mid \begin{aligned} Q_t + X - A_t^\top X A_t &\succeq 0, \\ P_t + X &\succeq 0, \\ X B_t &= 0 \end{aligned} \right\}, \quad (27)$$

where (Q_t, P_t) are any positive semi-definite matrices consistent with the structure of the matrices H and F in (21).²

Proof. See Appendix A. ■

It follows from Theorem 3 that Cloud can recover (depending on the set (27)) the system and cost matrices up to an unknown invertible matrix T as

$$\begin{aligned} (A, B, C) &= (T A_t T^{-1}, T B_t, C_t T^{-1}) \\ (P, Q, R) &= (T^{-\top} P_t T^{-1}, T^{-\top} Q_t T^{-1}, R). \end{aligned}$$

Interestingly, this is the same information that Cloud obtains when Plant adopts the transformation given in (4) with $G = I_m$ and $S = I_p$. This means that transmitting the matrices H , $x_0^\top F$, G and $W + O x_0$ to Cloud leads to the same privacy guarantees as in Theorem 1.

Remark 9. It should be noted that the conditions $\text{rank } X_0 = n$ and $\mathbf{1}_I \notin \text{im } X_0^\top$ with X_0 in (26) in Theorem 3 are satisfied only if $I \geq n + 1$. This imposes a lower bound on the number of instances in Assumption 3.

4.4 Privacy analysis when Cloud knows H and F in (21)

We analyze the situation when Cloud has access to the matrices H and F (or $x_0^\top F$) in (21). This case most notably arises when Plant reorders the constraints in (21) (as a computationally light privacy mechanism) since as we have shown in Lemma 1 the constraints reveal the system dynamics. Another notable example is the case where the constraints are not present in (21), i.e., there are no a priori bounds on input and output in (3). For treating this case, we make the following assumption:

Assumption 4. The following conditions hold:

- (i). The matrix A in (1) is Schur stable

² More explicitly, the pair (Q_t, P_t) can be picked from the consistency set given by (A.26) in Appendix A

- (ii). The horizon parameter $N \rightarrow \infty$ in (2) □

As for the second part of the assumption, consideration of control properties in MPC generally favors large horizon N [44, p. 374]. We further elaborate on this assumption and the roles that non-minimum phase zeros play for the MPC problem in Section 6.

Under Assumption 4, the matrix $Y = Q + \mathcal{T}^\top Q \mathcal{T}$ in cost function (21a), i.e., $Y = \sum_{i=0}^{N-1} (A^\top)^i Q A^i + (A^\top)^N P A^N$, converges to a matrix $\bar{Y} \in \mathbb{R}^{n \times n}$ [47, p.36], namely

$$\lim_{N \rightarrow \infty} Y = \bar{Y}. \quad (28)$$

Note that Y and its limit \bar{Y} are unknown to Cloud. We have the following result.

Theorem 4. *Let Assumption 4 hold, and suppose that Cloud knows the matrices H and F in (21). If the pair $(A, B^\top \bar{Y})$ with \bar{Y} in (28) is observable, then Cloud recovers the system matrices A , B in (1) and the matrix R in (2). Furthermore, from the obtained set of matrices, Cloud infers the cost matrices Q and P if and only if the set given in (24) is a singleton.*

Proof. See Appendix A. ■

We address next the case when Cloud has only received the true value of H and $x_0^\top F$ in (21).

Theorem 5. *Let Assumptions 3 and 4 hold, and suppose that Cloud knows the matrices H and $x_0^\top F$ in (21). If $\text{rank } X_0 = n$ and the pair $(A, B^\top \bar{Y})$ is observable where X_0 is given in (26) and \bar{Y} in (28), then Cloud infers the system matrices A and B , and the cost matrices R , Q , and P as in Theorem 3.*

Proof. See Appendix A. ■

Now that we have established the results for inherent privacy guarantees of the dense form of MPC in various side-knowledge scenarios, we shift our attention to adopting random affine transformations in (21), consistent with Problem 1.

5 Privacy analysis of affine transformation for MPC in dense form

We study privacy preserving properties of random affine transformation when it is applied to the dense form of MPC given in (21).

5.1 Affine transformation (R, r)

Recall the program (21) for obtaining z^*

$$\begin{aligned} \min_z \quad & \frac{1}{2} z^\top H z + x_0^\top F z \\ \text{s.t.} \quad & G z \leq W + O x_0, \end{aligned} \quad (29)$$

where we have dropped the constant term $x_0^\top Y x_0$ from the cost function (21a). Plant uses the random affine transformation

$$z = \mathbf{R}\zeta + \mathbf{r}, \quad (30)$$

as its privacy preserving mechanism where $\mathbf{R} \in \mathbb{R}^{Nm \times Nm}$ is a randomly chosen invertible matrix and $\mathbf{r} \in \mathbb{R}^{Nm}$ is a randomly chosen vector. The program (29) under (30) is transformed to

$$\begin{aligned} \min_{\zeta} \quad & \frac{1}{2} \zeta^\top \tilde{H} \zeta + \tilde{f}^\top \zeta \\ \text{s.t.} \quad & \tilde{G} \zeta \leq \tilde{e}, \end{aligned} \quad (31)$$

where $\tilde{H} := \mathbf{R}^\top \mathbf{H} \mathbf{R}$, $\tilde{f} := \mathbf{R}^\top (F^\top x_0 + \mathbf{H} \mathbf{r})$, $\tilde{G} := \mathbf{G} \mathbf{R}$, and $\tilde{e} := (W + O x_0 - \mathbf{G} \mathbf{r})$. Note that Plant outsources the computation of the optimizer ζ^* for the transformed program (31) to Cloud. Clearly, by receiving ζ^* Plant recovers z^* (the optimizer of (29)) since the mechanism (30) is accurate.

The following proposition shows what Cloud infers about the key (\mathbf{R}, \mathbf{r}) of the transformation.

Proposition 1. *Suppose that Cloud knows the matrices \tilde{G} and \tilde{e} in (31). Cloud infers the transformation parameter as $(\hat{\mathbf{R}}, \hat{\mathbf{r}}) = (\mathbf{R}, (L \otimes I_m) \mathbf{r})$ where $L = I_N - (\frac{1}{N}) \mathbf{1}_N \mathbf{1}_N^\top$.*

Proof. See Appendix A. \blacksquare

It follows from Proposition 1 that Cloud infers the key for the privacy preserving mechanism, which enables it to remove the effect of the mechanism and later on to use the results in Lemma 1 and Theorem 3 for obtaining sensitive parameters. This motivates Plant to hide the constraints from Cloud. Notably, Plant can permute the constraints as

$$\tilde{G} := \mathbf{P} \mathbf{G}, \quad \tilde{e} := \mathbf{P} (W + O x_0),$$

where \mathbf{P} is a permutation matrix whose rows are uniform random rearrangement of the rows of the identity matrix of size $2N(m+p)$. The resulting privacy guarantees in this case will be discussed next.

5.2 Affine transformation and permutation $(\mathbf{R}, \mathbf{r}, \mathbf{P})$

Let Plant first apply the transformation (30) and then the permutation matrix \mathbf{P} for the constraints as its privacy mechanism. It is easy to verify that the transformed program (31) has the following parameters:

$$\begin{aligned} \tilde{H} &= \mathbf{R}^\top \mathbf{H} \mathbf{R}, & \tilde{f} &= \mathbf{R}^\top (F^\top x_0 + \mathbf{H} \mathbf{r}) \\ \tilde{G} &= \mathbf{P} \mathbf{G} \mathbf{R}, & \tilde{e} &= \mathbf{P} (W + O x_0 - \mathbf{G} \mathbf{r}). \end{aligned} \quad (32)$$

Note that the above quantities are independent of the order in which Plant applies the transformation (30) and the permutation \mathbf{P} . Let Assumption 3 hold. Then, for

each $i \in \mathcal{I} = \{1, 2, \dots, I\}$, Cloud can form the following equations

$$\tilde{f}_i = \mathbf{R}^\top (F^\top x_{0|i} + \mathbf{H} \mathbf{r}) \quad (33a)$$

$$z_i^* = \mathbf{R} \zeta_i^* + \mathbf{r}, \quad (33b)$$

where z_i^* and ζ_i^* are the optimizer of the original (29) and the transformed program (31), for $x_0 \equiv x_{0|i}$, respectively. Note that Cloud receives the value \tilde{f}_i (33a) from Plant and obtains ζ_i^* (33b) after solving the optimization. By using (33), Cloud writes

$$\begin{aligned} \tilde{f}_{i+1} &= \mathbf{R}^\top (F^\top x_{0|i+1} + \mathbf{H} \mathbf{r}) \\ &= \mathbf{R}^\top F^\top A x_{0|i} + \mathbf{R}^\top F^\top \bar{B} z_i^* + \mathbf{R}^\top \mathbf{H} \mathbf{r}, \end{aligned} \quad (34)$$

where we have substituted the system dynamics and denoted $\bar{B} := [B \ 0] \in \mathbb{R}^{n \times Nm}$. Furthermore, by using (33) and assuming that the matrix $F \in \mathbb{R}^{n \times Nm}$ has full row rank, it follows that (34) can be rewritten as

$$\begin{aligned} \tilde{f}_{i+1} &= \mathbf{R}^\top F^\top A (F^\top)^\dagger (\mathbf{R}^{-\top} \tilde{f}_i - \mathbf{H} \mathbf{r}) \\ &\quad + \mathbf{R}^\top F^\top \bar{B} (\mathbf{R} \zeta_i^* + \mathbf{r}) + \mathbf{R}^\top \mathbf{H} \mathbf{r} \\ &= \mathbf{R}^\top F^\top A (F^\top)^\dagger \mathbf{R}^{-\top} \tilde{f}_i + \mathbf{R}^\top F^\top \bar{B} \mathbf{R} \zeta_i^* + d, \end{aligned} \quad (35)$$

where

$$d := -\mathbf{R}^\top F^\top A (F^\top)^\dagger \mathbf{H} \mathbf{r} + \mathbf{R}^\top F^\top \bar{B} \mathbf{r} + \mathbf{R}^\top \mathbf{H} \mathbf{r}.$$

To proceed further, for each $i = 1, \dots, I-1$ define

$$\delta \tilde{f}_i := \tilde{f}_{i+1} - \tilde{f}_i, \quad \delta \zeta_i^* := \zeta_{i+1}^* - \zeta_i^*, \quad (36)$$

and rewrite the dynamics (35) as

$$\delta \tilde{f}_{i+1} = \tilde{A} \delta \tilde{f}_i + \tilde{B} \delta \zeta_i^*, \quad (37)$$

where $\tilde{A} := \mathbf{R}^\top F^\top A (F^\top)^\dagger \mathbf{R}^{-\top}$ and $\tilde{B} := \mathbf{R}^\top F^\top \bar{B} \mathbf{R}$. For further simplification, denote the data matrices

$$\begin{aligned} \Delta \tilde{F}_0 &:= \begin{bmatrix} \delta \tilde{f}_1 & \dots & \delta \tilde{f}_{I-2} \end{bmatrix} \in \mathbb{R}^{Nm \times (I-2)} \\ \Delta \tilde{F}_1 &:= \begin{bmatrix} \delta \tilde{f}_2 & \dots & \delta \tilde{f}_{I-1} \end{bmatrix} \in \mathbb{R}^{Nm \times (I-2)} \\ \Delta \tilde{Z}^* &:= \begin{bmatrix} \delta \zeta_1^* & \dots & \delta \zeta_{I-2}^* \end{bmatrix} \in \mathbb{R}^{Nm \times (I-2)}. \end{aligned} \quad (38)$$

Note that these matrices are known to Cloud. Bearing in mind Assumption 3, the following holds:

$$\Delta \tilde{F}_1 = \tilde{A} \Delta \tilde{F}_0 + \tilde{B} \Delta \tilde{Z}^*, \quad (39)$$

where $\Delta \tilde{F}_1$, $\Delta \tilde{F}_0$ and $\Delta \tilde{Z}^*$ are given in (38).

We have the following result:

Theorem 6. Let Assumption 3 hold and suppose that Cloud knows the transformed program (31) with \tilde{H} , \tilde{f} , \tilde{G} and \tilde{e} given in (32). Assume that $\text{rank } F = n$ and $\text{rank } \Delta\tilde{F}_0 = n$ with F given in (21a) and $\Delta\tilde{F}_0$ in (38). Let $\Delta\tilde{F}_0$ be decomposed as

$$\Delta\tilde{F}_0 = \Delta F_b E_0, \quad (40)$$

where $\Delta F_b \in \mathbb{R}^{Nm \times n}$ and $E_0 \in \mathbb{R}^{n \times (I-2)}$ are full column rank and full row rank matrices, respectively.³ Then Cloud identifies $\hat{A} := TAT^{-1}$ with an unknown invertible matrix $T \in \mathbb{R}^{n \times n}$ if there exists $\Theta \in \mathbb{R}^{(I-2) \times n}$ such that

$$E_0\Theta = I_n \quad (41a)$$

$$\Delta\tilde{Z}^*\Theta = 0, \quad (41b)$$

with $\Delta\tilde{Z}^*$ in (38).

Proof. See Appendix A. ■

It follows from Theorem 6 that under suitable conditions Cloud is able to identify the spectrum of the matrix A in (1) even if Plant is using the transformation triple $(\mathbf{R}, \mathbf{r}, \mathbf{P})$ as its privacy mechanism. We conclude this section with a discussion on how the result of Theorem 6 can be stated for identifying $T\bar{B}\mathbf{R}$ in (A.38) and how the case of time-varying affine transformations can be handled.

Remark 10. It should be noted that Theorem 6 emphasizes the condition under which the eigenvalues of the system can be identified (through TAT^{-1}) in the light of their privacy-sensitive values. The condition (41) can be extended for also identifying $T\bar{B}\mathbf{R}$ in (A.38), which includes \mathbf{R} the key of the transformation (30) and also the B matrix of the system (1). For this case we need to replace the condition (41) with the existence of a matrix $\Theta_e \in \mathbb{R}^{(I-2) \times (n+Nm)}$ such that

$$\begin{bmatrix} E_0 \\ \Delta\tilde{Z}^* \end{bmatrix} \Theta_e = \text{blockdiag}(I_n, I_{Nm}), \quad (42)$$

which is equivalent to the matrix on the left-hand side of above to be full row rank. It is worth mentioning that if $\delta\zeta_i^*$ for $i \in \mathcal{I} = \{1, 2, \dots, I-2\}$ is persistently exciting of order $n+1$, then the mentioned full row rank condition holds [51]. Nonetheless, for cost function (2) with large prediction horizon N , the condition (42) can be conservative. This is specially true since the input sequence $\{\delta\zeta_i^*\}_{i=1}^{I-2}$ are constrained to be the solution of the MPC problem (31). □

Remark 11 (Time-varying transformation $(\mathbf{R}_i, \mathbf{r}_i, \mathbf{P}_i)$). Plant can adopt $(\mathbf{R}_i, \mathbf{r}_i, \mathbf{P}_i)$, i.e. a time-varying transformation, for preserving privacy of the parameters in

³ Note that such a decomposition is always feasible due to $\text{rank } \Delta\tilde{F}_0 = n$.

the program (29), meaning for each instance $i \in \mathcal{I} = \{1, 2, \dots, I\}$ of the program, Plant uses a different affine transformation. Two points need to be raised in this case: First, the results in Theorem 6 also hold for time-varying permutation \mathbf{P}_i . Second: applying time varying affine transformation $(\mathbf{R}_i, \mathbf{r}_i)$ can lead to a computationally inefficient program unsuitable for real-time applications of MPC. This is specially noticeable since solving MPC in the dense least square already put some extra local computational burden on Plant. It is worth mentioning that the results can be applied to the ‘‘sufficiently slow’’ time-varying transformation, that is, when $(\mathbf{R}_{(\cdot)}, \mathbf{r}_{(\cdot)})$ remains constant long enough until the conditions in Theorem 6 are satisfied. □

6 Numerical Simulation

In this section, a case study is presented to further examine the results.

6.1 Case study setup

We use the Quadruple-Tank Process (QTP) as the system to be controlled [52]. The QTP consists of four tanks containing water, two valves and two pumps as actuators which change the water levels in the tanks. The QTP is a nonlinear system but its linearized model is

$$\begin{aligned} \dot{x}_1 &= -1/T_1 x_1 + A_3/(A_1 T_3) x_3 + \gamma_1 k_1/A_1 u_1 \\ \dot{x}_2 &= -1/T_2 x_2 + A_4/(A_2 T_4) x_4 + \gamma_2 k_2/A_2 u_2 \\ \dot{x}_3 &= -1/T_3 x_3 + (1 - \gamma_2) k_2/A_3 u_2 \\ \dot{x}_4 &= -1/T_4 x_4 + (1 - \gamma_1) k_1/A_4 u_1 \end{aligned} \quad (43)$$

$$y = \begin{bmatrix} k_c x_1 \\ k_c x_2 \end{bmatrix},$$

where x_i , T_i and A_i are the water level, time constant and cross-section for tank $i = 1, 2, 3, 4$, and γ_j , k_j , and u_j are constants for valve, pump and the voltage applied to the pump $j = 1, 2$, and k_c is the sensor coefficient. The cross-sections for tanks are $(A_1, A_2, A_3, A_4) = (28, 32, 28, 32)\text{cm}^2$, and $k_c = 0.5$. We use the values $(T_1, T_2, T_3, T_4) = (63, 91, 39, 56)$, and $(k_1, k_2, \gamma_1, \gamma_2) = (3.14, 3.29, 0.43, 0.34)$ given in [52] for the operating point and discretize the system using zero-order hold method with the sampling rate $T_s = 2s$. For the later reference (Subsections 6.2-6.3) we note the spectrum of discretized system matrix $\text{spec}(A) = \{0.968, 0.978, 0.950, 0.964\}$. The control objective is to reject the process disturbance $d_k = \begin{bmatrix} 3 & -3 \end{bmatrix}^\top (0.99)^{k-200}$ for $k \geq 200$ while the system is at rest and the constraints $-2 \leq y_i(k) \leq 2$ and $-1 \leq u_i(k) \leq 1$ for $i = 1, 2$ are satisfied. For achieving this we use $Q = 2I_4$, $R = I_2$ and $P = 0$ for the cost matrices in (2) and use the dense form of MPC given in

(21)⁴.

Privacy concerns: One of the major concerns from Plant’s perspective is data privacy during an outsourced search for optimal control inputs. Notable in this case, the system in the selected operating point has a non-minimum phase zero at $s = 0.013$ or out of unit-disc zero in discrete time at $z = 1.02$. This non-minimum phase zero turns the system (43) into a possible target for zero dynamics attack, where the attacker can cause instability for the system by injecting false data [46]. On the other hand, as it has been studied in detail in [53, p.170-175], the zero for this system can deteriorate the performance of MPC, and even instability of system can arise when the controller attempts to cancel the non-minimum phase zero with right hand side poles. To obtain a satisfactory performance for this system (and generally for system with non-minimum phase zeros) the prediction horizon parameter N must be selected sufficiently large. Therefore, Plant needs to take into account in its design the effects of prediction horizon N and preserving privacy of the dynamics (43) from Cloud.

Figure 1 shows the output of the linearized system using dense MPC with prediction horizon $N = 5, 20$ and 50 and total time steps $K = 500$. As it can be seen from the figure, the controller performs better when $N = 50$ compared to $N = 5$. Furthermore, the root mean squared error $e_N = (\|y\|_2 / K^{1/2})$ for the three scenarios are $e_5 = 0.67$, $e_{20} = 0.55$, and $e_{50} = 0.49$ which further validates the superior performance for $N = 50$. Therefore, Plant prefers to adopt $N = 20$ or $N = 50$ rather than $N = 5$ as the prediction horizon for MPC.

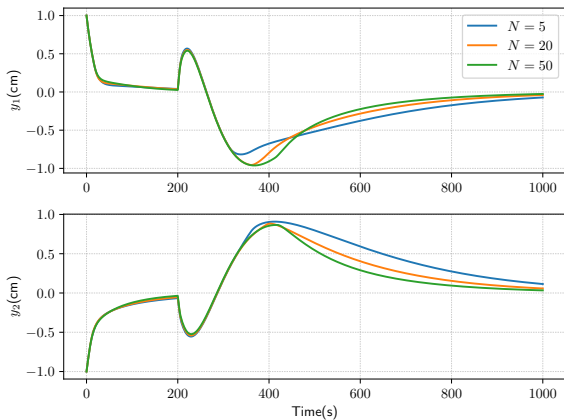


Figure 1. The output y_1 and y_2 for the system (43) for $N = 5, 20, 50$. The system response is more sluggish with $N = 5$ compared to $N = 20$ and $N = 50$.

⁴ Simulation files are available at https://github.com/teimour-halizadeh/affine_transformation_code

6.2 Estimation using H and F

To examine how Cloud can identify the system dynamics using Theorem 4 (by *only* accessing H and F in (21)) we have computed the \bar{Y} in (28) (which is unknown to Cloud) since it satisfies the Lyapunov equation $A^\top \bar{Y} A - \bar{Y} = -Q$ [47, p.37]. Furthermore, from the spectrum of A we can see that the system is stable, and the pair $(A, B^\top \bar{Y})$ is observable. Therefore, all the conditions of Theorem 4 are satisfied, and hence Cloud can use the theorem to infer the system and cost matrices. To measure the error for Cloud’s estimation of the system matrix A we define the error index

$$\epsilon_A = \frac{\|A - \hat{A}\|_F}{\|A\|_F}, \quad (44)$$

where $\|\cdot\|_F$ is Frobenius norm. For matrix B an analogue index to (44) will be used, denoted as ϵ_B . In addition, we have shown the error between $Y = \sum_{i=0}^{N-1} (A^\top)^i Q A^i + (A^\top)^N P A^N$ given in (21) and \bar{Y} in (28) as N changes by computing $\epsilon_Y = \|\bar{Y} - Y\|_F / \|\bar{Y}\|_F$. With regard to Q and P matrices, as we argued in Theorem 2 and Remark 8 for the choice $Q \succ 0$ and $P \succeq 0$ with B in the system (43) the set (24) is not a singleton and hence Cloud cannot obtain unique values for P and Q but only the uncertainty set (24). As Figure 2 shows Cloud is able to identify A

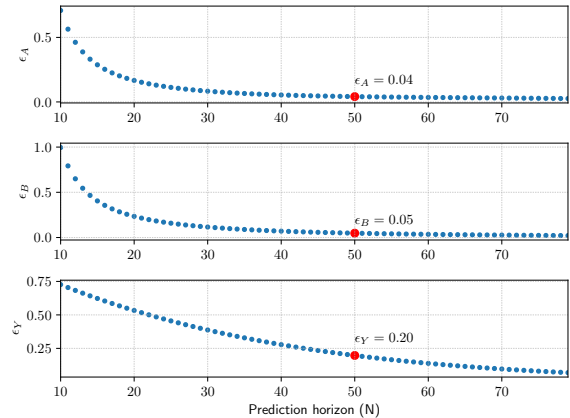


Figure 2. Cloud’s estimation error for A and B matrices of quadruple-tank process, and convergence error for Y using Theorem 4

and B matrices with less than 5% error when $N = 50$, that is in order for Cloud to apply Theorem 4, it needs not $N \rightarrow \infty$. We have also included in Figure 3 what Cloud infers for the zeros of the system $z_1 = 1.02$, and $z_2 = 0.89$ using its estimated \hat{A} , \hat{B} and C . As we can observe from this figure, Cloud’s estimation improves as Plant adopts higher values for N to the degree that at $N = 50$ it can estimate both zeros with less than 10%

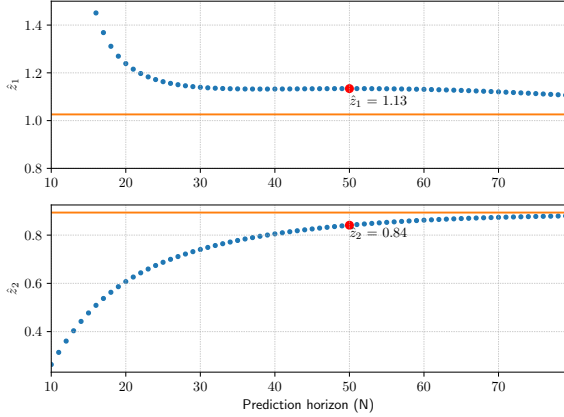


Figure 3. Cloud’s estimation of the true zeros of the system $z_1 = 1.02$, and $z_2 = 0.89$ as prediction horizon N changes

error. Overall, Cloud’s estimations can be considered as a privacy breach for Plant.

6.3 Affine transformation and permutation

As we studied in Section 5, Plant can adopt random affine transformation and permutation $(\mathbf{R}, \mathbf{r}, \mathbf{P})$ to prevent Cloud from accessing sensitive information (See Figure 2 and 3). For the matrices \mathbf{R} and \mathbf{r} given in (30) we consider $\mathbf{R}_{i,j}, \mathbf{r}_i \in [-10^3, 10^3]$, i.e., each element of \mathbf{R} and \mathbf{r} is selected uniformly randomly from the given interval. By adopting this mechanism, Plant outsources the computation of the optimizer for transformed program (31) with matrices (32) to Cloud. Since the mechanism is exact, the system (43) controlled with solving (31) has the same responses as in Figure 1 for $N = 5, 20$, and 50; hence we do not present them again.

From the system and cost matrices, it can be checked that $\text{rank } F = 4$. Furthermore, from the obtained data in (33a) it holds that $\text{rank } \Delta \tilde{F}_0 = 4$ with $\Delta \tilde{F}_0$ in (38). Therefore, Cloud can apply Theorem 6 for estimating eigenvalues of A . It should be noted that the condition $\Delta \tilde{Z}^* \Theta = 0$ in (41b) has been relaxed to $\left\| \Delta \tilde{Z}^* \Theta \right\|_F \leq \epsilon$ where the value ϵ is minimized. We have shown the results of eigenvalue estimation by Cloud in Figure 4. As it can be seen from this figure, Cloud is able to approximately estimate the eigenvalues of A . While these estimations can indeed be considered as privacy leakage of the random affine transformation method, we need to point out that since the condition (41b) was replaced by a surrogate and the true eigenvalues cannot be exactly recovered.

7 Conclusion

We have studied privacy preserving properties of random affine transformation that are applied to computationally demanding MPC problems before outsourcing

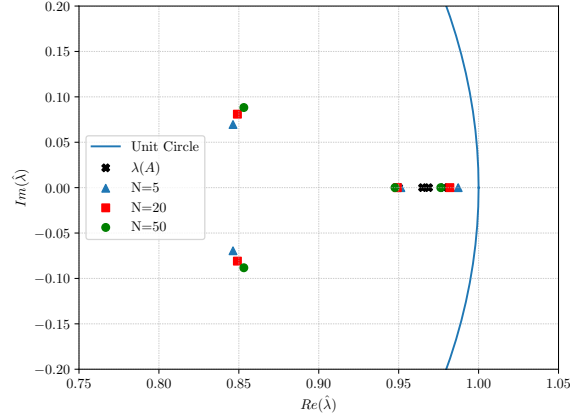


Figure 4. Cloud’s estimation of eigenvalues of $\hat{A} = TAT^{-1}$ for $N = 5, 20, 50$ using Theorem 6 when Plant has adopted random $(\mathbf{R}, \mathbf{r}, \mathbf{P})$ and true values of $\lambda(A)$.

to Cloud the search for the optimizer. We have shown that in two forms of MPC, namely separate and dense form, these transformations are vulnerable to mild side-knowledge from Cloud. In other words, while they can be used to create some ambiguity for a privacy-sensitive value in the form of an uncertainty set (as it has been done so in the literature), it is not necessarily correct to argue that they *guarantee* the same privacy degree under side-knowledge from Cloud which its amount cannot be predetermined. Future directions for this research include analyzing the privacy preserving properties of time-varying transformations, studying banded least square form of MPC and floating point analyses of random variables.

Acknowledgements

Nils Schlüter and Moritz Schulze Darup acknowledge financial support by the German Research Foundation (DFG) under the grant SCHU 2940/4-1.

A Proofs

Proof of Theorem 1. Recall that Cloud receives $(\tilde{A}, \tilde{B}, \tilde{C})$ and $\tilde{J}(\tilde{\mathbf{x}}, \tilde{\mathbf{u}})$ given in (5) and (6) from Plant. Note the expanded form for \tilde{M} in (6) is

$$\tilde{M} = \begin{bmatrix} \tilde{M}_{1,1} & \star \\ -(\mathbf{G}^{-\top} \mathbf{R} \mathbf{G}^{-1}) \mathbf{F} \mathbf{T}^{-1} & \mathbf{G}^{-\top} \mathbf{R} \mathbf{G}^{-1} \end{bmatrix}, \quad (\text{A.1})$$

with $\tilde{M}_{1,1} = \mathbf{T}^{-\top} \mathbf{Q} \mathbf{T}^{-1} + (\mathbf{F} \mathbf{T}^{-1})^{\top} (\mathbf{G}^{-\top} \mathbf{R} \mathbf{G}^{-1}) (\mathbf{F} \mathbf{T}^{-1})$, and (\star) denotes the transpose of block $\tilde{M}_{2,1}$. The following set of observations prove the claim:

- (1) Cloud finds the non-singular matrix $\mathbf{G}^{-\top} \mathbf{R} \mathbf{G}^{-1}$ from block (2, 2) in \tilde{M} .

- (2) From block (2, 1) in \tilde{M} and using the known matrix $\mathbf{G}^{-\top} \mathbf{R} \mathbf{G}^{-1}$, Cloud infers the value of the matrix $\mathbf{F} \mathbf{T}^{-1}$.
- (3) From block (1, 1) in \tilde{M} and using the previously identified matrices $\mathbf{G}^{-\top} \mathbf{R} \mathbf{G}^{-1}$ and $\mathbf{F} \mathbf{T}^{-1}$, Cloud computes $\mathbf{T}^{-\top} \mathbf{Q} \mathbf{T}^{-1}$.
- (4) From $\tilde{A} = \mathbf{T} \mathbf{A} \mathbf{T}^{-1} - \mathbf{T} \mathbf{B} \mathbf{G}^{-1} \mathbf{F} \mathbf{T}^{-1}$ and $\tilde{B} = \mathbf{T} \mathbf{B} \mathbf{G}^{-1}$ (see (5)), Cloud recovers $\tilde{A} = \mathbf{T} \mathbf{A} \mathbf{T}^{-1} - \tilde{B} (\mathbf{F} \mathbf{T}^{-1})$. Thus, the matrix $\mathbf{T} \mathbf{A} \mathbf{T}^{-1}$ is revealed to Cloud. \blacksquare

Proof of Corollary 1. The proof follows from the observation that the expressions of \tilde{A} , \tilde{B} in (9) are the same as those in (5). Furthermore, from the quadratic terms of $\tilde{J}(\tilde{\mathbf{x}}, \tilde{\mathbf{u}})$, which also appear in the transformed cost function (10), Cloud recovers the matrices $(\mathbf{T}^{-\top} \mathbf{Q} \mathbf{T}^{-1} + (\mathbf{F} \mathbf{T}^{-1})^\top (\mathbf{G}^{-\top} \mathbf{R} \mathbf{G}^{-1}) \mathbf{F} \mathbf{T}^{-1})$, $(\mathbf{G}^{-\top} \mathbf{R} \mathbf{G}^{-1}) \mathbf{F} \mathbf{T}^{-1}$ and $\mathbf{G}^{-\top} \mathbf{R} \mathbf{G}^{-1}$. Note that $\tilde{J}_r(\tilde{\mathbf{x}}, \tilde{\mathbf{u}}) - \tilde{J}(\tilde{\mathbf{x}}, \tilde{\mathbf{u}})$ does not include any quadratic terms to create uncertainty for Cloud. By using these matrices, Cloud can follow the same steps in the proof of Theorem 1 to obtain the same results, i.e., it first finds $\hat{R} = \mathbf{G}^{-\top} \mathbf{R} \mathbf{G}^{-1}$ and then $\hat{Q} = \mathbf{T}^{-\top} \mathbf{Q} \mathbf{T}^{-1}$ and $\hat{A} = \mathbf{T} \mathbf{A} \mathbf{T}^{-1}$. \blacksquare

Proof of Corollary 2. We present the proof by following analogous steps in the proof of Theorem 1. Cloud receives $(\tilde{A}, \tilde{B}, \tilde{C})$ and $\tilde{J}_h(\tilde{\mathbf{x}}, \tilde{\mathbf{u}})$ given in (12) and (13) from Plant.

- (1) Cloud finds $(\tilde{\mathbf{G}}^\ell)^\top \mathbf{R} \tilde{\mathbf{G}}^\ell$ from block (2, 2) of \tilde{M} .
- (2) From block (2, 1) in \tilde{M} and using the obtained matrix $(\tilde{\mathbf{G}}^\ell)^\top \mathbf{R} \tilde{\mathbf{G}}^\ell$, Cloud infers the following equality concerning $\tilde{\mathbf{F}} \tilde{\mathbf{T}}^\ell \in \mathbb{R}^{\tilde{m} \times \tilde{n}}$:

$$\tilde{\mathbf{F}} \tilde{\mathbf{T}}^\ell = (\tilde{\mathbf{F}} \tilde{\mathbf{T}}^\ell)_p + X, \quad (\text{A.2})$$

where $(\tilde{\mathbf{F}} \tilde{\mathbf{T}}^\ell)_p$ is any particular solution to $-\tilde{M}_{2,1} = ((\tilde{\mathbf{G}}^\ell)^\top \mathbf{R} \tilde{\mathbf{G}}^\ell) (\tilde{\mathbf{F}} \tilde{\mathbf{T}}^\ell)_p$ and $X \in \mathbb{R}^{\tilde{m} \times \tilde{n}}$ is any matrix satisfying $((\tilde{\mathbf{G}}^\ell)^\top \mathbf{R} \tilde{\mathbf{G}}^\ell) X = 0$. As $R \succ 0$, the latter is equivalent to $X \in \ker \tilde{\mathbf{G}}^\ell$. Note that, by construction, a particular solution always exists. (3) By substituting the known term $(\tilde{\mathbf{G}}^\ell)^\top \mathbf{R} \tilde{\mathbf{G}}^\ell$ and the expression of $\tilde{\mathbf{F}} \tilde{\mathbf{T}}^\ell$ from (A.2) into $\tilde{M}_{1,1}$, Cloud finds the matrix $(\tilde{\mathbf{T}}^\ell)^\top \mathbf{Q} \tilde{\mathbf{T}}^\ell$ following the derivations below:

$$\begin{aligned} \tilde{M}_{1,1} &= ((\tilde{\mathbf{F}} \tilde{\mathbf{T}}^\ell)_p + X)^\top (\tilde{\mathbf{G}}^\ell)^\top \mathbf{R} \tilde{\mathbf{G}}^\ell ((\tilde{\mathbf{F}} \tilde{\mathbf{T}}^\ell)_p + X) \\ &+ (\tilde{\mathbf{T}}^\ell)^\top \mathbf{Q} \tilde{\mathbf{T}}^\ell = (\tilde{\mathbf{T}}^\ell)^\top \mathbf{Q} \tilde{\mathbf{T}}^\ell + (\tilde{\mathbf{F}} \tilde{\mathbf{T}}^\ell)_p^\top (\tilde{\mathbf{G}}^\ell)^\top \mathbf{R} \tilde{\mathbf{G}}^\ell (\tilde{\mathbf{F}} \tilde{\mathbf{T}}^\ell)_p, \end{aligned}$$

hence $(\tilde{\mathbf{T}}^\ell)^\top \mathbf{Q} \tilde{\mathbf{T}}^\ell = \tilde{M}_{1,1} - (\tilde{\mathbf{F}} \tilde{\mathbf{T}}^\ell)_p^\top ((\tilde{\mathbf{G}}^\ell)^\top \mathbf{R} \tilde{\mathbf{G}}^\ell) (\tilde{\mathbf{F}} \tilde{\mathbf{T}}^\ell)_p$.

- (4) From $\tilde{A} = \tilde{\mathbf{T}} \mathbf{A} \tilde{\mathbf{T}}^\ell - (\tilde{\mathbf{T}} \mathbf{B} \tilde{\mathbf{G}}^\ell) \tilde{\mathbf{F}} \tilde{\mathbf{T}}^\ell$ and $\tilde{B} = \tilde{\mathbf{T}} \mathbf{B} \tilde{\mathbf{G}}^\ell$, Cloud obtains $\tilde{A} = \tilde{\mathbf{T}} \mathbf{A} \tilde{\mathbf{T}}^\ell - \tilde{B} (\tilde{\mathbf{F}} \tilde{\mathbf{T}}^\ell)$. Thus, by substituting $\tilde{\mathbf{F}} \tilde{\mathbf{T}}^\ell$ from (A.2) into \tilde{A} , it follows that $\tilde{\mathbf{T}} \mathbf{A} \tilde{\mathbf{T}}^\ell$ is

revealed to Cloud.

The proof for the second part of Corollary follows from the fact that for two arbitrary matrices $X_1 \in \mathbb{R}^{q \times r}$ and $X_2 \in \mathbb{R}^{r \times q}$ we have $\text{mspec}_{nz}(X_1 X_2) = \text{mspec}_{nz}(X_2 X_1)$ [54, Prop. 6.4.10]. By considering $X_1 = \tilde{\mathbf{T}}$ and $X_2 = \mathbf{A} \tilde{\mathbf{T}}^\ell$, we conclude that $\text{mspec}_{nz}(\tilde{\mathbf{T}} \mathbf{A} \tilde{\mathbf{T}}^\ell) = \text{mspec}_{nz}(A)$, which completes the proof. \blacksquare

Proof of Theorem 2. We present the proof for $N = n + 1$. By using \mathcal{O} in (23) and block partitioning it, the following equality holds:

$$\underbrace{\text{col}(\mathcal{O}_{1,1}, \dots, \mathcal{O}_{1,n})}_{=: \mathcal{O}^-} A = \text{col}(\mathcal{O}_{1,2}, \dots, \mathcal{O}_{1,n+1}). \quad (\text{A.3})$$

Notice $\text{rank } \mathcal{O}^- = n$, i.e., \mathcal{O}^- is full column rank since \mathcal{O}^- can be written as $\mathcal{O}^- = \text{col}(C, CA, \dots, CA^{n-1})A$, which is the observability matrix multiplied by an invertible matrix A (Assumption 2). As the pair (A, C) is observable, we find that \mathcal{O}^- has full column rank. Hence the state matrix A can be found uniquely from (A.3).

By using the first block in \mathcal{O} , i.e., CA , and the known A , Cloud infers the output matrix C . In addition, Cloud recovers the input matrix B by noticing that the first column block of \mathcal{G} for $N = n + 1$ is

$$\text{col}(C, CA, \dots, CA^n)B = \text{col}(\mathcal{G}_{1,1}, \mathcal{G}_{2,1}, \dots, \mathcal{G}_{N,1}),$$

which returns a unique value for B due to observability of (A, C) . To recover the matrix R , consider $F_{1,N}$ and $H_{N,N}$ blocks from F and H which are

$$2(A^N)^\top P B = F_{1,N} \quad (\text{A.4a})$$

$$2(R + B^\top P B) = H_{N,N}. \quad (\text{A.4b})$$

From (A.4a), Cloud recovers the matrix $P B$, and then from (A.4b) it computes the cost matrix R .

From the obtained set of matrices, Cloud can form the set

$$\begin{aligned} \left\{ \hat{Q}, \hat{P} \in \mathbb{R}^{n \times n} \mid \hat{Q} := \text{blockdiag}(\hat{Q}, \dots, \hat{Q}, \hat{P}) \text{ and} \right. \\ \left. \begin{bmatrix} S & \mathcal{T} \end{bmatrix}^\top \hat{Q} S = \frac{1}{2} \text{col}(H - 2R, F) \right\}, \end{aligned} \quad (\text{A.5})$$

where the matrices \mathcal{R} , \mathcal{S} and \mathcal{T} are defined in (22). Note that Cloud knows \mathcal{R} , \mathcal{S} and \mathcal{T} since it has already recovered A , B , R and received H and F . Notice that by construction of the received matrices, Cloud can find a pair such as $(\hat{P} \succeq 0, \hat{Q} \succeq 0)$ satisfying (A.5). Any other solution for (A.5) can be written in the following form

$$\hat{P} + \Delta P \succeq 0, \quad \hat{Q} + \Delta Q \succeq 0, \quad (\text{A.6})$$

where ΔP and ΔQ are symmetric. The pair $(\hat{P} + \Delta P, \hat{Q} + \Delta Q)$ is a solution to (A.5) if and only if $(\Delta P, \Delta Q)$ sat-

isfies

$$\begin{bmatrix} \mathcal{S} & \mathcal{T} \end{bmatrix}^\top \Delta \mathcal{Q} \mathcal{S} = 0, \quad (\text{A.7})$$

where $\Delta \mathcal{Q} = \text{blockdiag}(\Delta Q, \dots, \Delta Q, \Delta P)$. Denote $\mathcal{T}^\top \Delta \mathcal{Q} \mathcal{S} =: \Delta F$ and $\mathcal{S}^\top \Delta \mathcal{Q} \mathcal{S} =: \Delta H$. We note that (A.7) can be rewritten as $\Delta F = 0$ and $\Delta H = 0$. Consistent with F and H , we partition the matrices ΔF and ΔH . We observe that

$$\Delta F_{1,N} = (A^N)^\top \Delta P B = 0 \iff \Delta P B = 0. \quad (\text{A.8})$$

Note that the deduction is due to invertibility of A . Hence, it follows from (A.8) that $\Delta P = X_1$ for some $X_1 \in \mathbb{R}^{n \times n}$ with $X_1 B = 0$. By substituting ΔP in $\Delta F_{1,N-1}$ block, we have

$$\begin{aligned} \Delta F_{1,N-1} &= (A^{N-1})^\top (\Delta Q + A^\top \Delta P A) B \\ &= 0 \iff \underbrace{(\Delta Q + A^\top X_1 A)}_{:= X_2} B = 0, \end{aligned} \quad (\text{A.9})$$

where the first line follows from the definition of the block $\Delta F_{1,N-1}$ and the equivalence is due to $\Delta P = X_1$ and invertibility of A . Hence, it follows from (A.9) that $\Delta Q = X_2 - A^\top X_1 A$ for some $X_2 \in \mathbb{R}^{n \times n}$ with $X_2 B = 0$. Similarly, by substituting ΔP and ΔQ in $\Delta F_{1,N-2}$ block it can be verified that

$$\Delta F_{1,N-2} = 0 \iff (X_2 - X_1) A B = 0. \quad (\text{A.10})$$

Analogously, by substituting ΔP and ΔQ into $\Delta F_{1,N-3}$, $\Delta F_{1,N-4}$, \dots , $\Delta F_{1,1}$ it follows:

$$\begin{aligned} \Delta F_{1,N-3} &= 0 \iff (X_2 - X_1) A^2 B = 0 \\ &\vdots \\ \Delta F_{1,1} &= 0 \iff (X_2 - X_1) A^{N-2} B = 0. \end{aligned} \quad (\text{A.11})$$

Therefore, in order for ΔP and ΔQ to satisfy $\Delta F = 0$ in (A.7) it follows that we *equivalently* must ensure the existence of X_1 and X_2 such that (A.8)-(A.11) hold. Let X_1 and X_2 satisfy (A.8)-(A.11). It follows that

$$(X_1 - X_2) \begin{bmatrix} B & AB & \dots & A^{N-2} B \end{bmatrix} = 0. \quad (\text{A.12})$$

Noting that $N = n + 1$ by assumption and that (A, B) is controllable, it follows that $X_1 = X_2 =: X$ for some $X \in \mathbb{R}^{n \times n}$. Recalling that $\Delta P = X_1$ and $\Delta Q = X_2 - A^\top X_1 A$, the matrix ΔF in (A.7) is equal to zero if and only if

$$\begin{aligned} \Delta P &= X \\ \Delta Q &= X - A^\top X A, \quad \text{for } XB = 0. \end{aligned} \quad (\text{A.13})$$

To complete the proof, we need to prove that ΔP and ΔQ given in (A.13) satisfy $\Delta H = 0$ in (A.7). It can be

observed that the following relation between the blocks in ΔH and ΔF exists:

$$\begin{bmatrix} 2\Delta H_{1,1} & \star & \dots & \star \\ \Delta H_{2,1} & 2\Delta H_{2,2} & \dots & \star \\ \vdots & \vdots & \ddots & \star \\ \Delta H_{N,1} & \Delta H_{N,2} & \dots & 2\Delta H_{N,N} \end{bmatrix} = \Delta \mathcal{F}^\top \mathcal{A} \mathcal{S} + (\Delta \mathcal{F}^\top \mathcal{A} \mathcal{S})^\top \quad (\text{A.14})$$

where $\Delta \mathcal{F} := \text{blockdiag}(\Delta F_{1,1}, \Delta F_{1,2}, \dots, \Delta F_{1,N})$ and $\mathcal{A} := \text{blockdiag}(A^{-1}, A^{-2}, \dots, A^{-N})$ and \mathcal{S} is given in (22). Thus, from (A.14) it follows that $\Delta H = 0$ if $\Delta \mathcal{F} = 0$. Therefore, it follows that the pair

$$\hat{P} + X \succeq 0, \quad \hat{Q} + X - A^\top X A \succeq 0,$$

with $XB = 0$ specifies all the solution for (A.5). Hence, Cloud infers Q and P uniquely, if and only if the set (24) is singleton. Note that the proof also holds for $N > n + 1$ since the observability and controllability matrices (See (A.3) and (A.12)), from which the system and cost matrices are obtained, remain full rank. ■

Proof of Lemma 1. By having access to $h(1), h(2), \dots, h(N)$ defined in (25) with $N = 2n + 1$ in the G matrix (23), Cloud obtains the Hankel matrix $\mathcal{H}_{n+1, n+1}$ constructed from Markov parameters, namely

$$\mathcal{H}_{n+1, n+1} = \begin{bmatrix} h(1) & h(2) & \dots & h(n+1) \\ h(2) & h(3) & \dots & h(n+2) \\ \vdots & \vdots & \ddots & \vdots \\ h(n+1) & h(n+2) & \dots & h(2n+1) \end{bmatrix}.$$

Then based on Lemma 3.5 in [50, Lemma 3.5], Cloud recovers the matrices A, B , and C up to a similarity transformation T , i.e., $(A, B, C) = (T A_t T^{-1}, T B_t, C_t T^{-1})$, where A_t, B_t , and C_t are computed using singular value decomposition (SVD) of $\mathcal{H}_{n+1, n+1}$. Note that the results also hold for $N > 2n + 1$ [50, Lemma 3.6]. ■

Proof of Theorem 3. Since $N \geq 2n + 1$ from Lemma 1, Cloud recovers the system matrices as $(A, B, C) = (T A_t T^{-1}, T B_t, C_t T^{-1})$. By substituting the obtained (A, B) in \mathcal{S} and \mathcal{T} given in (22) and defining $V := I_N \otimes T$, it follows that

$$\begin{aligned} \mathcal{S}_t &:= V^{-1} \mathcal{S} \\ \mathcal{T}_t &:= V^{-1} \mathcal{T} T. \end{aligned} \quad (\text{A.15})$$

Furthermore, substituting \mathcal{S} and \mathcal{T} given in (A.15) into the H and F matrices in (21a) yields

$$2\mathcal{R} + 2\mathcal{S}_t^\top \mathcal{Q}_t \mathcal{S}_t = H \quad (\text{A.16a})$$

$$2T^{-\top} \mathcal{T}_t^\top \mathcal{Q}_t \mathcal{S}_t = F, \quad (\text{A.16b})$$

for Cloud where $\mathcal{Q}_t := V^\top \mathcal{Q} V$.

From the right-hand side of the constraint (21b) the rows $N(2m+p)+1$ to $2N(m+p)$ read as

$$-1_N \otimes y_{\min} + \mathcal{O}x_0. \quad (\text{A.17})$$

Due to Assumption 3, Cloud writes I instances of (A.17) as $-1_N \otimes y_{\min} + \mathcal{O}x_{0|1} =: e_1, \dots, -1_N \otimes y_{\min} + \mathcal{O}x_{0|I} =: e_I$ which can be compactly rewritten as

$$(-1_N \otimes y_{\min})\mathbf{1}_I^\top + \mathcal{O}X_0 = \underbrace{\begin{bmatrix} e_1 & e_2 & \dots & e_I \end{bmatrix}}_{=: E_0}, \quad (\text{A.18})$$

with X_0 given in (26). Similarly, Cloud writes

$$2(\mathcal{T}^\top \mathcal{Q}\mathcal{S})^\top X_0 = F^\top X_0 \quad (\text{A.19})$$

for I instances of $x_0^\top F$. By substituting the obtained system matrices $(A, C) = (TA_tT^{-1}, C_tT^{-1})$ into \mathcal{O} at (A.18) Cloud has

$$(-1_N \otimes y_{\min})\mathbf{1}_I^\top + \mathcal{O}_tT^{-1}X_0 = E_0, \quad (\text{A.20})$$

where $\mathcal{O}_t := \text{col}(C_tA_t, C_tA_t^2, \dots, C_tA_t^N)$. Analogously, substituting F from (A.16b) into (A.19) yields

$$2(\mathcal{T}_t^\top \mathcal{Q}_t\mathcal{S}_t)^\top T^{-1}X_0 = F^\top X_0 \quad (\text{A.21})$$

for Cloud. Then, Cloud multiplies (A.20) from right by $L := I_I - (\frac{1}{I})\mathbf{1}_I\mathbf{1}_I^\top$ to get

$$\mathcal{O}_tT^{-1}X_0L = E_0L, \quad (\text{A.22})$$

from which it obtains the unique value $T^{-1}X_0L = \mathcal{O}_t^\dagger E_0L$ since \mathcal{O}_t is full column rank and known to Cloud. Furthermore, multiplying (A.21) from right by L yields

$$2(\mathcal{T}_t^\top \mathcal{Q}_t\mathcal{S}_t)^\top T^{-1}X_0L = F^\top X_0L. \quad (\text{A.23})$$

Since due to assumption $\text{rank } X_0 = n$ and $\mathbf{1}_I \notin \text{im } X_0^\top$, equivalently it holds that $\text{rank } X_0L = n$ and subsequently $\text{rank } T^{-1}X_0L = n$. Hence, given that Cloud knows $T^{-1}X_0L$ from (A.22) it determines from (A.23) the unique value $2\mathcal{T}_t^\top \mathcal{Q}_t\mathcal{S}_t =: F_t$, i.e.,

$$F_t = (F^\top X_0L)(T^{-1}X_0L)^\dagger. \quad (\text{A.24})$$

Then from block $(1, N)$ of F_t in (A.24) and block (N, N) of H in (A.16a) Cloud writes

$$2(A_t^N)^\top P_t B_t = (F_t)_{1,N} \quad (\text{A.25a})$$

$$2R + 2B_t^\top P_t B_t = H_{N,N}, \quad (\text{A.25b})$$

where $P_t := T^\top P T$. From (A.25a) Cloud obtains the unique $P_t B_t$, and then from (A.25b) it recovers unique

matrix R .

To recover Q and P , Cloud needs to consider the equalities given in (A.16a) and (A.24) and form the set

$$\left\{ \mathcal{Q}_t, P_t \in \mathbb{R}^{n \times n} \mid \mathcal{Q}_t := \text{blockdiag}(Q_t, \dots, Q_t, P_t) \text{ and } \begin{bmatrix} \mathcal{S}_t & \mathcal{T}_t \end{bmatrix}^\top \mathcal{Q}_t \mathcal{S}_t = \frac{1}{2} \text{col}(H - 2\mathcal{R}, F_t) \right\}, \quad (\text{A.26})$$

where it knows the matrices $\mathcal{S}_t, \mathcal{T}_t, \mathcal{R}, H$ and F_t . Note, the set (A.26) is analogous to (A.5), and therefore Cloud follows the same steps as in Theorem 2 to recover the set (27) for Q_t and P_t . This gives the claims. \blacksquare

Proof of Theorem 4. From Assumption 4 it holds that $\lim_{N \rightarrow \infty} Y = \bar{Y}$. This enables Cloud to write using the block matrices $F_{1,1}, F_{1,2}, \dots, F_{1,n+1}$ the following

$$\text{col}(A^\top, \dots, (A^\top)^{n+1})\bar{Y}B = \text{col}(F_{1,1}, \dots, F_{1,n+1}). \quad (\text{A.27})$$

From the above equation, it follows that

$$A^\top \underbrace{\begin{bmatrix} F_{1,1} & F_{1,2} & \dots & F_{1,n} \end{bmatrix}}_{=: \mathcal{C}} = \begin{bmatrix} F_{1,2} & F_{1,3} & \dots & F_{1,n+1} \end{bmatrix}. \quad (\text{A.28})$$

Observe that

$$\mathcal{C} = A^\top \left[\bar{Y}B (A)^\top \bar{Y}B \dots (A^{n-1})^\top \bar{Y}B \right].$$

By controllability of the pair $(A^\top, \bar{Y}B)$, equivalently observability of $(A, B^\top \bar{Y})$, and non-singularity of A , Cloud recovers the state matrix A from (A.28). For finding the matrix B , Cloud uses the known blocks $H_{2,1}, H_{3,1}, \dots, H_{n+1,1}$ and writes

$$B^\top \mathcal{C} = \begin{bmatrix} H_{2,1}^\top & H_{3,1}^\top & \dots & H_{n+1,1}^\top \end{bmatrix}. \quad (\text{A.29})$$

From (A.29) and noting that \mathcal{C} has full row rank, Cloud finds B uniquely. Moreover, Cloud finds $\bar{Y}B$ uniquely from (A.27). Then, from block $(1, 1)$ of H , namely, $R + B^\top \bar{Y}B = H_{1,1}$, Cloud recovers the matrix R .

Now that Cloud has recovered the matrices A, B , and R , determining the matrices Q and P reduces to the same setup as in Theorem 2, leading to the set in (24). This completes the proof. \blacksquare

Proof of Theorem 5. Cloud uses the block matrices $x_0^\top F_{1,1}, x_0^\top F_{1,2}, \dots, x_0^\top F_{1,n}$ and writes:

$$x_0^\top \mathcal{C} = x_0^\top \left[A^\top \bar{Y}B \dots (A^\top)^n \bar{Y}B \right], \quad (\text{A.30})$$

where \mathcal{C} was defined in (A.28). Recall the matrix of initial states defined in (26) as $X_0 = \begin{bmatrix} x_{0|1} & x_{0|2} & \dots & x_{0|I} \end{bmatrix}$. Due

to Assumption 3, Cloud writes (A.30) for I instances as

$$X_0^\top \mathcal{C} = X_0^\top \left[A^\top \bar{Y} B \cdots (A^\top)^n \bar{Y} B \right]. \quad (\text{A.31})$$

Note, $\text{rank } \mathcal{C} = n$ because of the observability of the pair $(A, B^\top \bar{Y})$ and invertibility of A . Additionally, $\text{rank } X_0 = n$ due to assumption. Hence, it follows $\text{rank } X_0^\top \mathcal{C} = n$. Then, Cloud writes a full factorization of $X_0^\top \mathcal{C}$ as $X_0^\top \mathcal{C} = X_b \mathcal{C}_b$ where $X_b \in \mathbb{R}^{I \times n}$ and $\mathcal{C}_b \in \mathbb{R}^{n \times nm}$ are full column rank and full row rank matrices. Note that

$$X_0^\top T = X_b, \quad T^{-1} \mathcal{C} = \mathcal{C}_b \quad (\text{A.32})$$

for an unknown invertible $T \in \mathbb{R}^{n \times n}$ [54, Prop. 7.6.6]. Analogous to (A.31), Cloud uses the block matrices $x_0^\top F_{1,2}, x_0^\top F_{1,2}, \dots, x_0^\top F_{1,n+1}$ and writes:

$$X_0^\top T T^{-1} A^\top \mathcal{C} = X_0^\top \left[(A^\top)^2 \bar{Y} B \cdots (A^\top)^{n+1} \bar{Y} B \right]. \quad (\text{A.33})$$

By substituting $\mathcal{C} = T \mathcal{C}_b$ into (A.33), Cloud recovers a unique value for $A_t := T^\top A T^{-\top}$ (equivalently $T^{-1} A^\top T$) since it knows $X_0^\top T$ from (A.32) and \mathcal{C}_b (both matrices have full rank) and has received the right hand-side from Plant.

For finding B matrix, by considering the blocks $H_{2,1}, H_{3,1}, \dots, H_{n+1,1}$ Cloud writes

$$B^\top T \mathcal{C}_b = \left[H_{2,1}^\top \ H_{3,1}^\top \ \cdots \ H_{n+1,1}^\top \right]. \quad (\text{A.34})$$

Therefore, Cloud recovers unique value $T^\top B =: B_t$ since \mathcal{C}_b is known. For recovering R , Cloud first rewrites (A.34) as

$$B^\top \bar{Y} T^{-\top} T^\top \left[A B \cdots A^n B \right] = \left[H_{2,1} \cdots H_{n+1,1} \right],$$

and then obtains $B^\top \bar{Y} T^{-\top}$ since it knows the full row rank matrix $T^\top \left[A B \ A^2 B \ \cdots \ A^n B \right]$. Then, it substitutes the value $(B^\top \bar{Y} T^{-\top})(T^\top B)$ into the block $H_{1,1}$, i.e., $R + B^\top \bar{Y} B = H_{1,1}$, and recovers the unique matrix R . By replacing T with $T^{-\top}$, we have the claims for the first part of Theorem.

For the second part of Theorem, note that Cloud has recovered $A_t = T^{-1} A T$, $B_t = T^{-1} B$, and R hence analogous to Theorem 3 it can form the set given in (A.26) and follow the subsequent steps to infer Q_t and P_t . ■

Proof of Proposition 1. Cloud receives $\tilde{G} = G \mathbf{R}$. Recall G in (23), i.e., $G = \left[I_{Nm}^\top \ -I_{Nm}^\top \ \mathcal{G}^\top \ -\mathcal{G}^\top \right]^\top$. It is clear that Cloud recovers $\hat{\mathbf{R}} = \mathbf{R}$ from the results of the first matrix block in \tilde{G} . To recover \mathbf{r} , note the rows 1 to Nm in \tilde{e} read as

$$\mathbf{1}_N \otimes u_{\max} - \mathbf{r} =: \tilde{e}_1. \quad (\text{A.35})$$

Consider $L = I_N - (\frac{1}{N}) \mathbf{1}_N \mathbf{1}_N^\top$ and multiply (A.35) from left by $L \otimes I_m$ to obtain $(L \otimes I_m) \mathbf{r} = -(L \otimes I_m) \tilde{e}_1$. Hence, Cloud recovers $\hat{\mathbf{r}} = (L \otimes I_m) \mathbf{r}$, which proves the claim. ■

Proof of Theorem 6. From the analysis preceding the theorem it follows that under Assumption 3 and the condition $\text{rank } F = n$, the dynamical system (37) can be formed by Cloud, and its (known) data matrices satisfy (39). Furthermore, it can be observed from (33a) and (36) that $\delta \tilde{f}_1, \dots, \delta \tilde{f}_{I-1} \in \text{im}(\mathbf{R}^\top F^\top)$. Note also $\text{rank } \mathbf{R}^\top F^\top = n$ since \mathbf{R} is invertible and $\text{rank } F = n$ due to assumption. By drawing on these observations, it follows that

$$\mathbf{R}^\top F^\top X_1 = \Delta \tilde{F}_0 \quad (\text{A.36a})$$

$$\mathbf{R}^\top F^\top X_2 = \Delta \tilde{F}_1, \quad (\text{A.36b})$$

where $X_1 \in \mathbb{R}^{n \times (I-2)}$ is full row rank, $X_2 \in \mathbb{R}^{n \times (I-2)}$ and both are unknown to Cloud since $\mathbf{R}^\top F^\top$ is unknown. Substituting $\Delta \tilde{F}_0$ from (40) in (A.36a) and $\mathbf{R}^\top F^\top$ from (A.36a) in (A.36b) yields

$$\begin{aligned} \mathbf{R}^\top F^\top &= \Delta F_b T \\ \Delta \tilde{F}_1 &= \Delta F_b E_1 \end{aligned} \quad (\text{A.37})$$

for Cloud where $E_0 X_1^\dagger =: T \in \mathbb{R}^{n \times n}$ is invertible and $E_0 X_1^\dagger X_2 =: E_1 \in \mathbb{R}^{n \times (I-2)}$. Note, while Cloud knows E_1 , it does not know T . By substituting $\Delta \tilde{F}_0$ given in (40), $\Delta \tilde{F}_1$ and $\mathbf{R}^\top F^\top$ given in (A.37) into (39) it follows that

$$E_1 = \Delta F_b^\dagger \tilde{A} \Delta F_b E_0 + \Delta F_b^\dagger \tilde{B} \Delta \tilde{Z}^*,$$

which is further simplified as

$$E_1 = \left[T A T^{-1} \ T \bar{B} \mathbf{R} \right] \begin{bmatrix} E_0 \\ \Delta \tilde{Z}^* \end{bmatrix}. \quad (\text{A.38})$$

Multiplying both sides of the above equality from the right by Θ satisfying (41) yields $E_1 \Theta = T A T^{-1}$, and thus Cloud identifies $\hat{A} = T A T^{-1}$ as claimed. ■

B Dense MPC matrices (21)

We consider the matrices in (21) to be block partitioned based on N , and refer to an arbitrary block by mentioning its position in the matrix. For instance, we partition F in the cost function as $F = \left[F_{i,j} \right]$ where the block $F_{i,j} \in \mathbb{R}^{n \times m}$ and $i = 1, 2, \dots, N$.

The matrices H , F , and Y in (21a) can be expanded as:

$$\frac{1}{2}H = \mathcal{R} + \mathcal{S}^\top \mathcal{Q}\mathcal{S} = \begin{bmatrix} H_{1,1} & \star & \star & \dots & \star \\ H_{2,1} & H_{2,2} & \star & \dots & \star \\ \vdots & \vdots & \ddots & \vdots & \vdots \\ H_{N-1,1} & H_{N-1,2} & \dots & H_{N-1,N-1} & \star \\ H_{N,1} & H_{N,2} & \dots & H_{N,N-1} & H_{N,N} \end{bmatrix}$$

$$H_{1,1} = R + B^\top \left(\sum_{i=0}^{N-2} (A^\top)^i Q A^i + (A^\top)^{N-1} P A^{N-1} \right) B$$

$$H_{2,1} = B^\top \left(\sum_{i=0}^{N-3} (A^\top)^i Q A^i + (A^\top)^{N-2} P A^{N-2} \right) A B$$

$$\vdots$$

$$H_{N-1,1} = B^\top (Q + A^\top P A) A^{N-2} B$$

$$H_{N,1} = B^\top P A^{N-1} B$$

$$H_{2,2} = R + B^\top \left(\sum_{i=0}^{N-3} (A^\top)^i Q A^i + (A^\top)^{N-2} P A^{N-2} \right) B$$

$$\vdots$$

$$H_{N-1,2} = B^\top (Q + A^\top P A) A^{N-3} B$$

$$H_{N,2} = B^\top P A^{N-2} B$$

$$H_{N-1,N-1} = R + B^\top (Q + A^\top P A) B$$

$$H_{N,N-1} = B^\top P A B$$

$$H_{N,N} = R + B^\top P B$$

$$\frac{1}{2}F = \mathcal{T}^\top \mathcal{Q}\mathcal{S} = \begin{bmatrix} F_{1,1} & F_{1,2} & \dots & F_{1,N-1} & F_{1,N} \end{bmatrix}$$

$$F_{1,1} = A^\top \left(\sum_{i=0}^{N-2} (A^\top)^i Q A^i + (A^\top)^{N-1} P A^{N-1} \right) B$$

$$F_{1,2} = (A^2)^\top \left(\sum_{i=0}^{N-3} (A^\top)^i Q A^i + (A^\top)^{N-2} P A^{N-2} \right) B$$

$$\vdots$$

$$F_{1,N-2} = (A^{N-2})^\top (Q + A^\top P A + (A^2)^\top P A^2) B$$

$$F_{1,N-1} = (A^{N-1})^\top (Q + A^\top P A) B$$

$$F_{1,N} = (A^N)^\top P B$$

$$Y = Q + \mathcal{T}^\top \mathcal{Q}\mathcal{T} = \sum_{i=0}^{N-1} (A^\top)^i Q A^i + (A^\top)^N P A^N$$

References

- [1] P. Mell, T. Grance *et al.*, “The nist definition of cloud computing,” 2011.
- [2] J. Dragoña, D. Picard, and L. Helsen, “Cloud-based implementation of white-box model predictive control for a geotabs office building: A field test demonstration,” *Journal of Process Control*, vol. 88, pp. 63–77, 2020.
- [3] P. Stoffel, A. Kümpel, and D. Müller, “Cloud-based optimal control of individual borehole heat exchangers in a geothermal field,” *Journal of Thermal Science*, vol. 31, no. 5, pp. 1253–1265, 2022.
- [4] S. woo Ham, D. Kim, T. Barham, and K. Ramseyer, “The first field application of a low-cost mpc for grid-interactive k-12 schools: Lessons-learned and savings assessment,” *Energy and Buildings*, vol. 296, p. 113351, 2023.
- [5] A. Vick, J. Guhl, and J. Krüger, “Model predictive control as a service—concept and architecture for use in cloud-based robot control,” in *21st International Conference on Methods and Models in Automation and Robotics (MMAR)*. IEEE, 2016, pp. 607–612.
- [6] Y. Xia, Y. Zhang, L. Dai, Y. Zhan, and Z. Guo, “A brief survey on recent advances in cloud control systems,” *IEEE Transactions on Circuits and Systems II: Express Briefs*, vol. 69, no. 7, pp. 3108–3114, 2022.
- [7] C. Dwork, A. Roth *et al.*, “The algorithmic foundations of differential privacy,” *Foundations and Trends® in Theoretical Computer Science*, vol. 9, no. 3–4, pp. 211–407, 2014.
- [8] J. Cortés, G. E. Dullerud, S. Han, J. Le Ny, S. Mitra, and G. J. Pappas, “Differential privacy in control and network systems,” in *IEEE 55th Conference on Decision and Control (CDC)*. IEEE, 2016, pp. 4252–4272.
- [9] J. Le Ny and G. J. Pappas, “Differentially private filtering,” *IEEE Transactions on Automatic Control*, vol. 59, no. 2, pp. 341–354, 2013.
- [10] M. T. Hale and M. Egerstedt, “Cloud-enabled differentially private multiagent optimization with constraints,” *IEEE Transactions on Control of Network Systems*, vol. 5, no. 4, pp. 1693–1706, 2017.
- [11] S. Han, U. Topcu, and G. J. Pappas, “Differentially private distributed constrained optimization,” *IEEE Transactions on Automatic Control*, vol. 62, no. 1, pp. 50–64, 2016.
- [12] E. Nozari, P. Tallapragada, and J. Cortés, “Differentially private distributed convex optimization via functional perturbation,” *IEEE Transactions on Control of Network Systems*, vol. 5, no. 1, pp. 395–408, 2016.
- [13] K. Yazdani, A. Jones, K. Leahy, and M. Hale, “Differentially private lq control,” *IEEE Transactions on Automatic Control*, vol. 68, no. 2, pp. 1061–1068, 2022.
- [14] K. H. Degue and J. Le Ny, “Cooperative differentially private lqg control with measurement aggregation,” *IEEE Control Systems Letters*, vol. 7, pp. 1093–1098, 2022.
- [15] M. S. Darup, A. B. Alexandru, D. E. Quevedo, and G. J. Pappas, “Encrypted control for networked systems: An illustrative introduction and current challenges,” *IEEE Control Systems Magazine*, vol. 41, no. 3, pp. 58–78, 2021.
- [16] F. J. Gonzalez-Serrano, A. Amor-Martín, and J. Casamayon-Anton, “State estimation using an extended kalman filter with privacy-protected observed inputs,” in *IEEE International Workshop on Information Forensics and Security (WIFS)*. IEEE, 2014, pp. 54–59.

- [17] K. Kogiso and T. Fujita, "Cyber-security enhancement of networked control systems using homomorphic encryption," in *IEEE 54th Conference on Decision and Control (CDC)*. IEEE, 2015, pp. 6836–6843.
- [18] Y. Shoukry, K. Gatsis, A. Alanwar, G. J. Pappas, S. A. Seshia, M. Srivastava, and P. Tabuada, "Privacy-aware quadratic optimization using partially homomorphic encryption," in *IEEE 55th Conference on Decision and Control (CDC)*. IEEE, 2016, pp. 5053–5058.
- [19] A. B. Alexandru, K. Gatsis, Y. Shoukry, S. A. Seshia, P. Tabuada, and G. J. Pappas, "Cloud-based quadratic optimization with partially homomorphic encryption," *IEEE Transactions on Automatic Control*, vol. 66, no. 5, pp. 2357–2364, 2020.
- [20] A. B. Alexandru, A. Tsiamis, and G. J. Pappas, "Towards private data-driven control," in *IEEE 59th Conference on Decision and Control (CDC)*. IEEE, 2020, pp. 5449–5456.
- [21] Y. Lu and M. Zhu, "Privacy preserving distributed optimization using homomorphic encryption," *Automatica*, vol. 96, pp. 314–325, 2018.
- [22] M. S. Darup, A. Redder, I. Shames, F. Farokhi, and D. Quevedo, "Towards encrypted mpc for linear constrained systems," *IEEE Control Systems Letters*, vol. 2, no. 2, pp. 195–200, 2017.
- [23] N. Schlüter and M. S. Darup, "Encrypted explicit mpc based on two-party computation and convex controller decomposition," in *IEEE 59th Conference on Decision and Control (CDC)*. IEEE, 2020, pp. 5469–5476.
- [24] K. Tjell, N. Schlüter, P. Binfet, and M. S. Darup, "Secure learning-based mpc via garbled circuit," in *IEEE 60th Conference on Decision and Control (CDC)*. IEEE, 2021, pp. 4907–4914.
- [25] J. Katz and Y. Lindell, *Introduction to modern cryptography*. CRC press, 2015.
- [26] M. J. Atallah, J. R. Rice, and E. E. Spafford, "Secure outsourcing of scientific computations," in *Advances in Computers*. Elsevier, 2002, vol. 54, pp. 215–272.
- [27] J. Vaidya, "Privacy-preserving linear programming," in *Proceedings of the 2009 ACM symposium on Applied Computing*, 2009, pp. 2002–2007.
- [28] O. L. Mangasarian, "Privacy-preserving linear programming," *Optimization Letters*, vol. 5, pp. 165–172, 2011.
- [29] J. Dreier and F. Kerschbaum, "Practical privacy-preserving multiparty linear programming based on problem transformation," in *IEEE Third International Conference on Privacy, Security, Risk and Trust and IEEE Third International Conference on Social Computing*. IEEE, 2011, pp. 916–924.
- [30] S. Salinas, C. Luo, W. Liao, and P. Li, "Efficient secure outsourcing of large-scale quadratic programs," in *Proceedings of the 11th ACM on Asia Conference on Computer and Communications Security*, 2016, pp. 281–292.
- [31] L. Zhou and C. Li, "Outsourcing large-scale quadratic programming to a public cloud," *IEEE Access*, vol. 3, pp. 2581–2589, 2015.
- [32] Z. Shan, K. Ren, M. Blanton, and C. Wang, "Practical secure computation outsourcing: A survey," *ACM Computing Surveys (CSUR)*, vol. 51, no. 2, pp. 1–40, 2018.
- [33] P. C. Weeraddana, G. Athanasiou, C. Fischione, and J. S. Baras, "Per-se privacy preserving solution methods based on optimization," in *IEEE 52nd conference on decision and control (CDC)*, 2013, pp. 206–211.
- [34] A. Sultangazin and P. Tabuada, "Towards the use of symmetries to ensure privacy in control over the cloud," in *IEEE 57th Conference on Decision and Control (CDC)*. IEEE, 2018, pp. 5008–5013.
- [35] —, "Symmetries and privacy in control over the cloud: uncertainty sets and side knowledge," in *IEEE 58th Conference on Decision and Control (CDC)*. IEEE, 2019, pp. 7209–7214.
- [36] —, "Symmetries and isomorphisms for privacy in control over the cloud," *IEEE Transactions on Automatic Control*, vol. 66, no. 2, pp. 538–549, 2020.
- [37] K. Zhang, Z. Li, Y. Wang, and N. Li, "Privacy-preserved nonlinear cloud-based model predictive control via affine masking," *arXiv preprint arXiv:2112.10625*, 2021.
- [38] A. M. Naseri, W. Lucia, and A. Youssef, "A privacy preserving solution for cloud-enabled set-theoretic model predictive control," in *2022 European Control Conference (ECC)*. IEEE, 2022, pp. 894–899.
- [39] H. Hayati, C. Murguia, and N. van de Wouw, "Privacy-preserving federated learning via system immersion and random matrix encryption," in *IEEE 61st Conference on Decision and Control (CDC)*. IEEE, 2022, pp. 6776–6781.
- [40] H. Hayati, N. van de Wouw, and C. Murguia, "Immersion and invariance-based coding for privacy in remote anomaly detection," *IFAC-PapersOnLine*, vol. 56, no. 2, pp. 11 191–11 196, 2023.
- [41] N. Schlüter, P. Binfet, and M. S. Darup, "Cryptanalysis of random affine transformations for encrypted control," *IFAC-PapersOnLine*, vol. 56, no. 2, pp. 11 209–11 216, 2023.
- [42] P. Binfet, N. Schlüter, and M. S. Darup, "On the security of randomly transformed quadratic programs for privacy-preserving cloud-based control," *arXiv preprint arXiv:2311.05215*, 2023.
- [43] F. Borrelli, A. Bemporad, and M. Morari, *Predictive control for linear and hybrid systems*. Cambridge University Press, 2017.
- [44] J. B. Rawlings, D. Q. Mayne, and M. Diehl, *Model predictive control: theory, computation, and design*. Nob Hill Publishing Madison, WI, 2017, vol. 2.
- [45] R. Cramer, I. B. Damgård *et al.*, *Secure multiparty computation*. Cambridge University Press, 2015.
- [46] A. Teixeira, I. Shames, H. Sandberg, and K. H. Johansson, "A secure control framework for resource-limited adversaries," *Automatica*, vol. 51, pp. 135–148, 2015.
- [47] F. L. Lewis, D. Vrabie, and V. L. Syrmos, *Optimal control*. John Wiley & Sons, 2012.
- [48] J. Kim, H. Shim, and K. Han, "Dynamic controller that operates over homomorphically encrypted data for infinite time horizon," *IEEE Transactions on Automatic Control*, vol. 68, no. 2, pp. 660–672, 2022.
- [49] R. A. Horn and C. R. Johnson, *Matrix analysis*. Cambridge university press, 2012.
- [50] M. Verhaegen and V. Verdult, *Filtering and system identification: a least squares approach*. Cambridge university press, 2007.
- [51] J. C. Willems, P. Rapisarda, I. Markovskiy, and B. L. De Moor, "A note on persistency of excitation," *Systems & Control Letters*, vol. 54, no. 4, pp. 325–329, 2005.
- [52] K. H. Johansson, "The quadruple-tank process: A multivariable laboratory process with an adjustable zero," *IEEE Transactions on control systems technology*, vol. 8, no. 3, pp. 456–465, 2000.

- [53] E. F. Camacho and C. Bordons, *Model predictive controllers*. Springer, 2007.
- [54] D. S. Bernstein, *Scalar, vector, and matrix mathematics*. Princeton University Press, 2018.