

Theoretical research on low-frequency drift Alfvén waves in general Tokamak equilibria

Yang Li^{1,2}

January 11, 2024

1. Southwestern Institute of Physics, PO Box 432, Chengdu 610041, People's Republic of China
2. Consorzio CREATE. Via Claudio, 21 80125 Napoli, Italy

leeyang_swip@outlook.com

Abstract

We developed kinetic models based on general fishbone-like dispersion relations. Firstly, a general model for arbitrary magnetic configuration and ion orbit width is presented. Then, by disregarding ion orbit width and approximating the magnetic geometry as circular, we introduce a simplified model that fully incorporates circulating/trapped ion effects. Finally, by considering the limit of ions being well-circulating or deeply trapped, the results directly revert to those observed in earlier theoretical studies.

1 Introduction

Alfvén waves and energetic particles, resulted from fusion reaction and auxiliary heating, are crucial to the performance of Tokamak devices. The theoretical research on low frequency drift Alfvén waves (DAW) is based on the general fishbone-like dispersion relation (GFLDR) [1, 2, 3] and gyrokinetic theory[4, 5]. Besides recovering diverse limits of the kinetic magnetohydrodynamic (MHD) energy principle, the GFLDR approach is also applicable to electromagnetic fluctuations, which exhibit a wide spectrum of spatial and temporal scales consistent with gyrokinetic descriptions of both the core and supra-thermal plasma components. Formally ,the GFLDR can be written as

$$i\Lambda = \delta W_f + \delta W_k, \quad (1)$$

where Λ is the generalized inertia, and δW_f and δW_k are, respectively, fluid and kinetic potential energy of electromagnetic fluctuations. In previous researches, Λ is calculated with fluid[6] and kinetic approaches[7]. Furthermore, analytical findings regarding mode frequency, damping, and the impacts of finite orbit width can be corroborated through numerical verification, demonstrating a high level of agreement for both SAW continuum structure [8, 9, 10, 11] and geodesic acoustic mode (GAM) oscillations[12, 13]. As a result, the GFLDR, serving as a useful theoretical framework, aids in comprehending experimental observations, numerical simulations, and analytical outcomes across varying degrees of approximation.

In the original theoretical works[14, 15] on DAW, ions considered in the kinetic analysis are assumed to be well circulating. Later on, the kinetic analysis was extended by including the deeply trapped ions and electrons[7, 16]. Moreover, the researches mentioned above are all based on the $s - \alpha$ model in Tokamak plasmas with circular configuration. However, the effects of general magnetic geometry and full circulating/trapped particles are not included in previous researches. Especially, the particles near circulating/trapped separatrix are not included in the previous theoretical models. In order to obtain a better understanding of experimental observations[17, 18] and provide a more precise kinetic model for theoretical researches[19], we need to include the general magnetic geometry and full orbit effects without assuming well-circulating/deeply-trapped ions and small ion orbit width.

In this work, we present a kinetic model with general magnetic geometry and arbitrary ion orbit width. With this general model, one can solve the problem of DAW in the inertial layer numerically as long as the guiding center orbit information is provided. By taking small ion orbit width limit and applying the $s - \alpha$ model, a simplified mode with full circulating/trapped ions effects is obtained. The generalized inertia with the modification of neoclassical effects can also be calculated with appropriate circular geometry data. Furthermore, if we assume ions are well circulating or deeply trapped, the results go back to those of the previous researches[7].

The rest of the paper is organized as follows. In Section 2, we present our general kinetic model including guiding center motion in general geometry, kinetic equation in ballooning space and governing equations. Section 3 is devoted to solve the governing equation of the general model inertial layer. A simplified model including the full circulating/trapped ions effects is presented in Section 4 for circular magnetic geometry by assuming small ion orbit width. Finally, the results are summarized and discussed in Section 5.

2 Theoretical model

2.1 Guiding center motion

The guiding center motion of single particles can be given as

$$\dot{\mathbf{X}}_s = v_{\parallel} \mathbf{b} + \frac{v_{\parallel}}{\Omega_s} \nabla \times (\mathbf{b} v_{\parallel}), \quad (2)$$

where v_{\parallel} is the velocity parallel to magnetic field, $\Omega_s = e_s B / m_s c$ is the gyro-frequency of the s -species and \mathbf{b} is the unit vector of magnetic field. In general model, the magnetic field configuration of 2-D asymmetric equilibrium can be denoted by the straight field aligned flux (ψ, θ, ζ) , where ψ is the poloidal flux, θ is the poloidal angle, $\zeta = \phi - \nu(\psi, \theta)$, ϕ is the geometric toroidal angle and ν is a periodic function in θ . Thus, the magnetic field is given as

$$\mathbf{B}_0 = F(\psi) \nabla \phi + \nabla \phi \times \nabla \psi. \quad (3)$$

The safety factor can be defined as $q(\psi) = \mathbf{B}_0 \cdot \nabla \zeta / \mathbf{B}_0 \cdot \nabla \theta$ and the Jacobian $\mathcal{J} = (\nabla \psi \times \nabla \theta \cdot \nabla \zeta)^{-1}$. Then the particle orbit in the flux coordinates can be given as

$$\dot{\psi}_s = \dot{\mathbf{X}}_s \cdot \nabla \psi = -\frac{v_{\parallel}}{\mathcal{J} B} \frac{\partial \bar{\psi}_s}{\partial \theta}, \quad (4)$$

$$\dot{\theta}_s = \dot{\mathbf{X}}_s \cdot \nabla \theta = \frac{v_{\parallel}}{\mathcal{J} B} \frac{\partial \bar{\psi}_s}{\partial \psi}, \quad (5)$$

$$\dot{\zeta}_s = \dot{\mathbf{X}}_s \cdot \nabla \zeta = \frac{qv_{\parallel}}{\mathcal{J}B} + \frac{v_{\parallel}m_s c}{\mathcal{J}B e_s} \left[\frac{\partial}{\partial \psi} \left(\mathcal{J}B_0 v_{\parallel} - q \frac{Fv_{\parallel}}{B} \right) + \frac{\partial}{\partial \theta} \left(\mathcal{J}v_{\parallel} \frac{\nabla \psi \cdot \nabla \theta}{BR^2} - \frac{Fv_{\parallel}}{B} \frac{\partial \nu}{\partial \psi} \right) \right], \quad (6)$$

where $R = |\nabla \phi|^{-1}$ and $\bar{\psi}_s = \psi - Fv_{\parallel}/\Omega_s$. As we can see, $\bar{\psi}_s$ is a constant along the particle orbit. In order to study the responses of trapped and circulating particles, the canonical angle can be introduced as[20]

$$\vartheta_c = \omega_{bs} \int^{\vartheta_0} \frac{d\vartheta'_0}{\dot{\theta}_s}, \quad (7)$$

where the bouncing frequency $\omega_{bs} = 2\pi / \left(\oint d\vartheta_0 / \dot{\theta}_s \right)$, and \oint means the integration along the particle orbit with constant $\bar{\psi}_s$.

2.2 Kinetic equation in ballooning space

Before going to ballooning space, we start the analysis from the gyro-kinetic equation in original space. The perturbed particle distribution function can be written as[5, 1]

$$\delta f_s = \left(\frac{e}{m} \right)_s \left[\frac{\partial F_0}{\partial \mathcal{E}} \delta \phi - J_0(k_{\perp} \rho_{Ls}) \frac{QF_0}{\omega} \delta \psi e^{iLk} \right]_s + \delta K_s e^{iLk_s}, \quad (8)$$

where $\delta \phi$ is perturbed electric potential, $\delta \psi$ is related to parallel vector potential fluctuation δA_{\parallel} with $\delta A_{\parallel} = -i \left(\frac{e}{\omega} \right) \mathbf{b} \cdot \nabla \delta \psi$, $k_{\perp}^2 = k^2 - (\mathbf{k} \cdot \mathbf{b})^2$, J_0 is the 0th Bessel function, $\rho_{Ls} = m_s c v_{\perp} / e_s B_0$ the Larmor radius, $QF_{0s} = [\omega \partial_{\mathcal{E}} + \Omega_s^{-1} (\mathbf{k} \times \mathbf{b}) \cdot \nabla] F_{0s}$, and $L_{ks} = (m_s c / e_s B_0) (\mathbf{k} \times \mathbf{b}) \cdot \mathbf{v}$. And the non-adiabatic part δK_s obeys the gyro-kinetic equation as

$$\left(-i\omega + \dot{\psi} \partial_{\psi} + \dot{\theta} \partial_{\theta} + \dot{\zeta} \partial_{\zeta} \right) \delta K_s = i \left(\frac{e}{m} \right)_s QF_{0s} \times \left[J_0(\delta \phi - \delta \psi) + \left(\frac{\omega_d}{\omega} \right)_s J_0 \delta \psi + \frac{v_{\perp}}{k_{\perp} c} J_1 \delta B_{\parallel} \right], \quad (9)$$

where J_1 is the 1st Bessel function, $\omega_{ds} = (\mathbf{k} \times \mathbf{b}) \cdot (\mu \nabla B_0 + v_{\parallel}^2 \boldsymbol{\kappa}) / \Omega_s$, $\boldsymbol{\kappa}$ is the curvature of magnetic field line and δB_{\parallel} is the perturbed parallel magnetic field. By considering the ballooning representation, we have[1]

$$\begin{aligned} f(\psi, \theta, \zeta) &= e^{in\zeta} \sum_m e^{-im\theta} f_{m,n} \\ &= e^{in\zeta} \sum_m e^{-im\theta} \int e^{-i(nq-m)\vartheta} \hat{f} d\vartheta. \end{aligned} \quad (10)$$

Then the gyro-kinetic equation (9) can be rewritten as

$$\begin{aligned} \left[-i\omega + \dot{\theta} \partial_{\vartheta} + i\omega_{ds} \right] \delta \hat{K}_s &= i \left(\frac{e}{m} \right)_s QF_{0s} \\ &\times \left[J_0(\delta \phi - \delta \psi) + \frac{\omega_{ds}}{\omega} J_0 \delta \psi + \frac{v_{\perp}}{k_{\perp} c} J_1 \delta B_{\parallel} \right], \end{aligned} \quad (11)$$

where $\omega_{ds} = -nq' \dot{\psi}_s \vartheta + n \left(\dot{\zeta}_s - q \dot{\theta}_s \right)$ in ballooning representation. For the simplicity of notation, ω_{ds} denotes the drift frequency in ballooning space. Before further analysis, it should be noted

that the analysis in this work will be carried out in the inertial layer. Thus, we have two scales, i.e. $|\vartheta_1| \sim \delta^{-1} \sim \beta^{-1/2}$ and $|\vartheta_0| \sim 1$, where δ is the small parameter. In the original space, θ_s, ζ_s and ψ_s are all periodic functions in θ . Since periodic function in θ can be represented as periodic function in ϑ , all the periodic functions in original space, can be treated as functions only in the short scale ϑ_0 , which indicates that the particle orbit is on the scale of ϑ_0 .

2.3 Governing equations

The governing equations for low frequency AE problem include mainly vorticity equation and quasi-neutrality equation. Formally, the vorticity equation can be given as[21]

$$\text{FLB} + \text{ICU} + \text{MPC} + \text{KPC} + \text{MFC} = 0, \quad (12)$$

where FLB is finite line bending term, ICU is inertia-charge uncovering term, MPC is MHD non-adiabatic particle compression term. KPC is kinetic particle compression term, MFC is magnetic field compression. And these terms can be expressed as

$$\text{FLB} \simeq \mathbf{B} \cdot \nabla \left(\frac{k_{\perp}^2}{k_{\vartheta}^2 B^2} \mathbf{B} \cdot \nabla \delta \hat{\psi} \right) = \frac{1}{\mathcal{J}} \partial_{\vartheta} \left(\frac{k_{\perp}^2}{\mathcal{J} k_{\vartheta}^2 B_0^2} \partial_{\vartheta} \delta \hat{\psi} \right), \quad (13)$$

$$\text{ICU} \simeq -\frac{4\pi\omega^2}{k_{\vartheta}^2 c^2} \sum_s \left\langle \frac{e_s^2}{m_s} \frac{QF_{0s}}{\omega} (1 - J_0^2) \delta \hat{\phi} \right\rangle, \quad (14)$$

$$\text{MPC} = \frac{4\pi}{k_{\vartheta}^2 c^2} \sum_s \frac{e_s^2}{m_s} \left\langle J_0^2 \omega \omega_{ds} \frac{QF_{0s}}{\omega} \delta \hat{\phi} \right\rangle_v, \quad (15)$$

$$\text{KPC} = -\sum_s \frac{4\pi e_s}{k_{\vartheta}^2 c^2} \langle J_0 \omega \omega_{ds} \delta K_s \rangle_v, \quad (16)$$

$$\text{MFC} = \frac{4\pi\omega^2}{k_{\vartheta}^2 c^2} \sum_s \left\langle \frac{v_{\perp}}{k_{\perp} c} J_0 J_1 \frac{e_s^2}{m_s} \frac{QF_{0s}}{\omega} \delta \hat{B}_{\parallel} \right\rangle_v, \quad (17)$$

where $\langle \dots \rangle_v = 2\pi \sum_{\sigma} \int \int B/|v_{\parallel}| (\dots) d\mathcal{E} d\mu$. Here we have assumed F_{0s} are isotropic in pitch angle and used the parallel Ampère's law

$$\frac{k_{\perp}^2}{k_{\vartheta}^2} \mathbf{b} \cdot \nabla \delta \psi = \frac{4\pi}{k_{\vartheta}^2 c^2} i\omega \sum_s e_s \langle v_{\parallel} \delta f_s \rangle_v, \quad (18)$$

and perpendicular Ampère's law

$$\delta B_{\parallel} \simeq \frac{4\pi}{B^2} \frac{c}{\omega} (\mathbf{k} \times \mathbf{b} \cdot \nabla P_{\perp}) \delta \psi, \quad (19)$$

where $P_{\perp} = P_{\perp i} + P_{\perp e}$ is the total perpendicular pressure. By re-defining $[\delta \Psi, \delta \Phi, \delta \hat{B}_{\parallel}] = \frac{k_{\perp}}{k_{\vartheta}} [\delta \psi, \delta \phi, \delta B_{\parallel}]$ and considering $\hat{\kappa}_{\perp} \sim s |\vartheta_1| \sim \delta^{-1}$, the vorticity equation can be rewritten as

$$\left(\frac{\partial^2}{\partial \vartheta^2} - \frac{\partial_{\vartheta}^2 |\nabla \psi|}{|\nabla \psi|} \right) \delta \Psi + \frac{\mathcal{J}^2 B^2}{\hat{\kappa}_{\perp}} (\text{ICU} + \text{MPC} + \text{MFC} + \text{KPC}) = 0. \quad (20)$$

It should be noted that all the terms $\delta\psi$, $\delta\phi$ and δB_{\parallel} are substituted by $\delta\Psi$, $\delta\Phi$, and $\delta\hat{B}_{\parallel}$ respectively in Eq. (20). And the quasi-neutrality equation is

$$\sum_s \langle \delta f_s \rangle_v = 0. \quad (21)$$

By solving the governing equations (19)-(21), the physical property of DAW in the inertial layer can be determined.

3 General solution in singular layer

In the singular layer with $\vartheta_1 \sim \delta^{-1}$, we have the orderings $\delta\omega_{di} \sim \omega \sim \omega_{*Pi} \sim \omega_{bi}$ for circulating ions and $\omega_{de} \sim \omega_{di} \sim \omega \sim \omega_{bi} \sim \delta\omega_{be}$ for trapped ions and electrons, where $\omega_{*Pi} = \omega_{*Ti} + \omega_{*ni}$, $\omega_{*Ti} = (T_i c / e_i B) (\mathbf{k} \times \mathbf{b}) \cdot (\nabla T_i) / T_i$, $\omega_{*ni} = (T_i c / e_i B) (\mathbf{k} \times \mathbf{b}) \cdot (\nabla n_i) / n_i$, T_i is the ion temperature and n_i is the ion density. Moreover, the Larmor radius of ions is assumed to be small, i.e. $k_{\perp} \rho_{ti} \sim \delta$, in singular layer.

The 0th order kinetic equations for circulating ions, trapped ions and trapped electrons can be written as

$$\left(\dot{\vartheta} \partial_{\vartheta_0} - i\omega \right) \delta K_{cir}^{(0)} = i \left(\frac{e}{m} Q F_0 \right)_i \frac{k_{\vartheta}}{k_{\perp}} \left(\delta\Phi^{(0)} - \delta\Psi^{(0)} \right), \quad (22)$$

$$\left(\dot{\vartheta} \partial_{\vartheta_0} - i\omega + i\omega_{di} \right) \delta K_{tr,i}^{(0)} = i \left(\frac{e}{m} Q F_0 \right)_i \frac{k_{\vartheta}}{k_{\perp}} \left(\delta\Phi^{(0)} - \delta\Psi^{(0)} + \frac{\omega_{di}}{\omega} \delta\Psi^{(0)} \right), \quad (23)$$

$$\left(-i\omega + i\omega_{de} \right) \delta K_{tr,e}^{(0)} = i \left(\frac{e}{m} Q F_0 \right)_e \frac{k_{\vartheta}}{k_{\perp}} \left(\delta\Phi^{(0)} - \delta\Psi^{(0)} + \frac{\bar{\omega}_{de}}{\omega} \delta\Psi^{(0)} \right), \quad (24)$$

where

$$\bar{\omega}_{ds} = \frac{n\omega_{bs}}{2\pi} \oint \frac{\zeta_s - q\theta_s}{\dot{\theta}_s} d\vartheta_0, \quad (25)$$

and $\delta K_{cir}^{(0)}$, $\delta K_{tr,i}^{(0)}$ and $\delta K_{tr,e}^{(0)}$ are, respectively, 0th order non-adiabatic kinetic responses for circulating ions, trapped ions and trapped electrons. As shown in the equations above, the solutions for $\delta K_{cir}^{(0)}$ and $\delta K_{tr,e}^{(0)}$ can be readily written as

$$\delta K_{cir}^{(0)} = - \left(\frac{e}{m} \right)_i \frac{Q F_{0i}}{\omega} \frac{k_{\vartheta}}{k_{\perp}} \left(\delta\Phi^{(0)} - \delta\Psi^{(0)} \right), \quad (26)$$

and

$$\delta K_{tr,e}^{(0)} = -Q F_{0e} \left(\frac{e}{m} \right)_e \frac{k_{\vartheta}/k_{\perp}}{\omega - \bar{\omega}_{de}} \left[\frac{\bar{\omega}_{de}}{\omega} \delta\Psi^{(0)} + \delta\Phi^{(0)} - \delta\Psi^{(0)} \right]. \quad (27)$$

It should be noted that the solution (27) is obtained by neglecting the electron orbit width. By integrating over ϑ_c along particle orbit, the solution of Eq. (23) can be formally written as[20]

$$\begin{aligned} \delta K_{tr,i}^{(0)} &= \frac{e^{-i\tilde{Q}_b}}{2\pi} \sum_l \frac{e^{il\vartheta_c}}{-i\omega + i\bar{\omega}_{di} + i(l - n\bar{q})\omega_{bi}} \oint d\vartheta_c e^{i\tilde{Q}_b(\vartheta'_c) - il\vartheta'_c} \\ &\times i \left(\frac{e}{m} Q F_0 \right)_i \frac{k_{\vartheta}}{k_{\perp}} \left(\delta\Phi^{(0)} - \delta\Psi^{(0)} + \frac{\omega_{di}}{\omega} \delta\Psi^{(0)} \right), \end{aligned} \quad (28)$$

where

$$\tilde{Q}_b(\vartheta_c) = \tilde{\Xi}(\vartheta_c) - n\tilde{\Pi}(\vartheta_c) - n\vartheta_1 [q(\vartheta_c) - q(0)], \quad (29)$$

$$\tilde{\Xi} = n\zeta(\vartheta_c) - \frac{\bar{\omega}_{di}}{\omega_{bi}}\vartheta_c, \quad (30)$$

$$\tilde{\Pi} = \int^{\vartheta_0(\vartheta_c)} q d\vartheta_0 - \vartheta_c \bar{q}, \quad (31)$$

and $\bar{q} = \frac{1}{2\pi} \oint q d\vartheta_0$. As shown in Eq. (28), the resonance from toroidal and poloidal orbit frequency can be included by ω_{di} and ω_{bi} . From Eq. (21), the 0th order quasi-neutrality equation can be given as

$$\begin{aligned} \left(1 + \frac{1}{\tau}\right) \left(\delta\Phi^{(0)} - \delta\Psi^{(0)}\right) &= \frac{T_i}{eN_i} \left\langle \frac{k_\perp}{k_\vartheta} \frac{1}{\mathcal{J}\omega_{bi}} \frac{\partial\bar{\psi}_i}{\partial\psi} \delta K_{circ}^{(0)} \right\rangle_{circ,\vartheta_c} \\ &- \frac{T_i}{eN_i} \left\langle \frac{k_\perp}{k_\vartheta} \frac{1}{\mathcal{J}\omega_{be}} \delta K_{tr,e} \right\rangle_{tr,\vartheta_c} + \frac{T_i}{eN_i} \left\langle \frac{k_\perp}{k_\vartheta} \frac{1}{\mathcal{J}\omega_{bi}} \frac{\partial\bar{\psi}_i}{\partial\psi} \delta K_{tr}^{(0)} \right\rangle_{tr,\vartheta_c}, \end{aligned} \quad (32)$$

where the averaged ion density $N_i = \left\langle \frac{F_{0i}}{\mathcal{J}\omega_{bi}} \frac{\partial\bar{\psi}_i}{\partial\psi} \right\rangle_{full,\vartheta_c}$, $\langle \dots \rangle_{full,\vartheta_c} = \langle \dots \rangle_{circ,\vartheta_c} + \langle \dots \rangle_{tr,\vartheta_c}$, $\langle \dots \rangle_{circ,\vartheta_c} = \sum_\sigma \int \int \oint (\dots) d\vartheta_c d\mathcal{E} d\mu$ within the circulating domain of (\mathcal{E}, μ) , $\langle \dots \rangle_{tr,\vartheta_c} = \int \int \oint (\dots) d\vartheta_c d\mathcal{E} d\mu$ the integration within the domain of trapped particles[22], $\sigma = v_\parallel / |v_\parallel|$ and the summation \sum_σ is operated only on circulating particles with opposite directions around $\bar{\psi}_s$. It should be noted that integration $\oint (\dots) d\vartheta_c$ is carried out surrounding the rational surface $\bar{\psi}_0 = \bar{\psi}_s$. The 0th order vorticity equation is just

$$\partial_{\vartheta_0}^2 \delta\Psi^{(0)} = 0, \quad (33)$$

which gives the plain result that $\delta\Psi^{(0)}$ is independent of ϑ_0 . From the Eq. (32), we can have a formal relation

$$\delta\Phi^{(0)} = N_0 \delta\Psi^{(0)}, \quad (34)$$

where $N_0 = D_1/D_2$,

$$\begin{aligned} D_1 &= \left(1 + \frac{1}{\tau}\right) + \frac{T_i}{eN_i} \left\langle \frac{k_\perp}{k_\vartheta} \frac{\left(\frac{e}{m} Q F_0\right)_e}{\mathcal{J}\omega_{be}} \frac{k_\vartheta/k_\perp}{\omega - \bar{\omega}_{de}} \left(\frac{\bar{\omega}_{de}}{\omega} - 1\right) \right\rangle_{tr,\vartheta_c} \\ &+ \frac{T_i}{eN_i} \left\langle \frac{k_\perp}{k_\vartheta} \frac{1}{\mathcal{J}\omega_{bi}} \frac{\partial\bar{\psi}_i}{\partial\psi} \left(\frac{e}{m}\right)_i \frac{Q F_{0i}}{\omega} \frac{k_\vartheta}{k_\perp} \right\rangle_{circ,\vartheta_c} \\ &+ \frac{T_i}{eN_i} \left\langle \frac{k_\perp}{k_\vartheta} \frac{\partial\bar{\psi}_i}{\partial\psi} \frac{e^{-i\tilde{Q}_b}}{2\pi\mathcal{J}\omega_{bi}} \sum_l e^{il\vartheta_c} \oint \frac{\left(\frac{e}{m} Q F_0\right)_i \frac{k_\vartheta}{k_\perp} \left(\frac{\omega_{di}}{\omega} - 1\right) e^{i\tilde{Q}_b(\vartheta'_c) - il\vartheta'_c}}{-\omega + \bar{\omega}_{di} + (l - n\bar{q})\omega_{bi}} d\vartheta'_c \right\rangle_{tr,\vartheta_c}, \end{aligned} \quad (35)$$

and

$$\begin{aligned}
D_2 = & \left(1 + \frac{1}{\tau}\right) \frac{T_i}{eN_i} \left\langle \frac{k_\perp}{k_\vartheta} \frac{\left(\frac{e}{m} QF_0\right)_e}{\mathcal{J}\omega_{be}} \frac{k_\vartheta/k_\perp}{\omega - \bar{\omega}_{de}} \right\rangle_{tr, \vartheta_c} \\
& + \frac{T_i}{eN_i} \left\langle \frac{k_\perp}{k_\vartheta} \frac{1}{\mathcal{J}\omega_{bi}} \frac{\partial \bar{\psi}_i}{\partial \psi} \left(\frac{e}{m}\right)_i \frac{QF_{0i}}{\omega} \frac{k_\vartheta}{k_\perp} \right\rangle_{circ, \vartheta_c} \\
& + \frac{T_i}{eN_i} \left\langle \frac{k_\perp}{k_\vartheta} \frac{\partial \bar{\psi}_i}{\partial \psi} \frac{e^{-i\bar{Q}_b}}{2\pi \mathcal{J}\omega_{bi}} \sum_l e^{il\vartheta_c} \oint \frac{\left(\frac{e}{m} QF_0\right)_i \frac{k_\vartheta}{k_\perp} e^{i\bar{Q}_b(\vartheta'_c) - il\vartheta'_c}}{-\omega + \omega_{di} + (l - n\bar{q})\omega_{bi}} d\vartheta'_c \right\rangle_{tr, \vartheta_c}
\end{aligned}$$

As shown above, the ideal MHD condition, i.e. $\delta\Phi = \delta\Psi$, is modified by trapped particles. The 1st order vorticity equation is $\partial_{\vartheta_0}^2 \delta\Psi^{(1)} = 0$, which gives the result that $\delta\Psi^{(1)} = 0$. And $\delta\Phi^{(1)} = \sum_l \delta\Phi_l e^{il\vartheta_0}$ in general. The 1st kinetic equation for circulating ions can be given as

$$(\omega_b \partial_{\vartheta_c} - i\omega) \delta K_{circ}^{(1)} = -\dot{\vartheta} \partial_{\vartheta_1} \delta K_{circ}^{(0)} + i \frac{k_\vartheta}{k_\perp} \left(\frac{e}{m}\right) QF_{0i} \left[\delta\Phi^{(1)} + \frac{\omega_{di}}{\omega} \delta\Phi^{(0)} \right]. \quad (36)$$

The solution can be written as

$$\begin{aligned}
\delta K_{circ}^{(1)} = & - \sum_l \left(\frac{e}{m}\right)_i \frac{1}{\omega - l\omega_{bi}} \left(\frac{1}{2\pi} \sum_{l'} \delta\Phi_{l'} \oint \frac{k_\vartheta}{k_\perp} QF_{0i} e^{il'\vartheta'_0 - il\vartheta'_c} d\vartheta'_c \right) e^{il\vartheta_c} \\
& - \sum_l \frac{1}{\omega(\omega - l\omega_{bi})} \left(\frac{e}{m}\right)_i \delta\Phi^{(0)} \left(\frac{1}{2\pi} \oint \frac{k_\vartheta}{k_\perp} QF_{0i} \omega_{di} e^{-il\vartheta'_c} d\vartheta'_c \right) e^{il\vartheta_c} \\
& - \frac{i}{\omega} \partial_{\vartheta_1} \delta K_{circ}^{(0)}.
\end{aligned} \quad (37)$$

Then the 1st order quasi-neutrality of the l -th component can be cast as

$$\begin{aligned}
\left(1 + \frac{1}{\tau}\right) \delta\Phi_l = & \frac{T_i}{eN_i} \left\langle \frac{k_\perp}{k_\vartheta} \frac{e^{-il\vartheta_0}}{\mathcal{J}\omega_{bi}} \frac{\partial \bar{\psi}_i}{\partial \psi} \delta K_{circ}^{(1)} \right\rangle_{circ, \vartheta_c} \\
& + \frac{T_i}{eN_i} \left\langle \frac{k_\perp}{k_\vartheta} \frac{1 - \delta_{l0}}{\mathcal{J}\omega_{bi}} e^{-il\vartheta_0} \frac{\partial \bar{\psi}_i}{\partial \psi} \delta K_{tr}^{(0)} \right\rangle_{tr, \vartheta_c},
\end{aligned} \quad (38)$$

where $1 - \delta_{l0}$ is introduced to avoid the double-counting of the $l = 0$ part of $\delta K_{tr}^{(0)}$ and δ_{l0} is the Kronecker symbol. If we cut off the harmonic to finite l , the Eqs. (34), (37) and (38) form a complete set of equations to give the relation

$$\delta\Phi_l = N_l \delta\Psi^{(0)}, \quad (39)$$

where $N_l = M_{ll}^{-1} X_l$,

$$\begin{aligned}
X_l = & - \frac{T_i N_0}{eN_i} \left\langle \frac{k_\perp}{k_\vartheta} \frac{e^{il\vartheta_c - il\vartheta_0}}{\mathcal{J}\omega_{bi}} \frac{\partial \bar{\psi}_i}{\partial \psi} \sum_l \frac{\left(\frac{e}{m}\right)_i \left(\frac{1}{2\pi} \oint \frac{k_\vartheta}{k_\perp} QF_{0i} \omega_{di} e^{-il\vartheta'_c} d\vartheta'_c\right)}{\omega(\omega - l\omega_{bi})} \right\rangle_{circ, \vartheta_c} \\
& - \frac{iT_i}{eN_i \omega \delta\Psi^{(0)}} \left\langle \frac{k_\perp}{k_\vartheta} \frac{e^{-il\vartheta_0}}{\mathcal{J}\omega_{bi}} \frac{\partial \bar{\psi}_i}{\partial \psi} \partial_{\vartheta_1} \delta K_{circ}^{(0)} \right\rangle_{circ, \vartheta_c} \delta_{l0} \\
& \frac{T_i}{eN_i \delta\Psi^{(0)}} \left\langle \frac{k_\perp}{k_\vartheta} \frac{1 - \delta_{l0}}{\mathcal{J}\omega_{bi}} e^{-il\vartheta_0} \frac{\partial \bar{\psi}_i}{\partial \psi} \delta K_{tr}^{(0)} \right\rangle_{tr, \vartheta_c},
\end{aligned}$$

and

$$M_{l'l'} = \left(1 + \frac{1}{\tau}\right) \delta_{l'l'} + \frac{T_i}{eN_i} \left\langle \frac{k_\perp}{k_\vartheta} \sum_{l''} \frac{e^{il''\vartheta_c - il\vartheta_0}}{\mathcal{J}\omega_{bi}} \frac{\partial \bar{\psi}_i}{\partial \psi} \left(\frac{e}{m}\right)_i \frac{\left(\frac{1}{2\pi} \oint \frac{k_\vartheta}{k_\perp} QF_{0i} e^{il'\vartheta'_0 - il''\vartheta'_c} d\vartheta'_c\right)}{\omega - l''\omega_{bi}} \right\rangle_{circ, \vartheta_c}. \quad (40)$$

By averaging ϑ_0 , the 2nd order vorticity equation can be obtained as

$$\begin{aligned} & \left(\frac{\partial^2}{\partial \vartheta_1^2} - \frac{1}{2\pi} \oint \frac{\partial_\vartheta^2 |\nabla \psi|}{|\nabla \psi|} d\vartheta_0 \right) \delta \Psi^{(0)} \\ & + \frac{4\pi}{c^2} \sum_s \left\langle \frac{e_s^2}{m_s} \mathcal{J} B^2 \frac{v_\perp \omega}{k_\perp^2 \omega_{bs}} \frac{\partial \bar{\psi}_s}{\partial \psi} J_0 J_1 QF_{0s} \right\rangle_{full, \vartheta_c} \delta \hat{B}_\parallel^{(0)} \\ & + \frac{4\pi}{c^2} \sum_s \frac{e_s^2}{m_s} \left\langle \frac{\mathcal{J} B^2}{k_\perp^2} J_0^2 \frac{\omega_{ds}}{\omega_{bs}} \frac{\partial \bar{\psi}_s}{\partial \psi} QF_{0s} \right\rangle_{full, \vartheta_c} \delta \Psi^{(0)} \\ & - \frac{4\pi N_0}{c^2} \sum_s \frac{e_s^2}{m_s} \left\langle \frac{\mathcal{J} B^2}{k_\perp^2} \frac{\omega}{\omega_{bs}} (1 - J_0^2) \frac{\partial \bar{\psi}_s}{\partial \psi} QF_{0s} \right\rangle \delta \Psi^{(0)} \\ & = \left\langle \frac{\mathcal{J} B^2}{\hat{k}_\perp} \frac{4\pi e_i \omega \omega_{di}}{k_\vartheta^2 c^2 \omega_{bi}} J_0 \frac{\partial \bar{\psi}_s}{\partial \psi} \delta K_{circ}^{(1)} \right\rangle_{circ, \vartheta_c} \\ & + \sum_s \left\langle \frac{\mathcal{J} B^2}{\hat{k}_\perp} \frac{4\pi e_s \omega \omega_{ds}}{k_\vartheta^2 c^2 \omega_{bs}} J_0 \frac{\partial \bar{\psi}_s}{\partial \psi} \delta K_{tr, s}^{(0)} \right\rangle_{tr, \vartheta_c}. \end{aligned} \quad (41)$$

Here for the leading order terms, $J_0^2 \simeq 1$, $1 - J_0^2 \simeq k_\perp^2 \rho_{Ls}^2 / 2$ and $J_1 \simeq k_\perp \rho_{Ls} / 2$. With Eqs. (26), (27), (28), (32), (37) and (38), Eq. (41) can be solved, in general, numerically provided that the information of particle orbit on the grid of (\mathcal{E}, μ) and general magnetic geometry data are given numerically. In this general model, we can consider arbitrary magnetic configuration and ion orbit width[23].

4 An application to circular geometry

4.1 Reduced model

In this application, we will only consider the leading order solution without assuming well circulating and deeply trapped particles. For the circular up-down symmetric configuration, the magnetic field $B = B_0 (1 - \epsilon \cos \theta)$, where $\epsilon = r/R_0 \sim \delta^2$ is the inverse aspect ratio. Also, $\mathcal{J} B_0^2 \simeq q R_0 B_0$, $\bar{Q}_b \simeq 0$ and $\bar{\psi}_s \simeq \psi$ because of the small orbit width approximation. Thus, for trapped ions, $\bar{q} \simeq 0$. The guiding center motion is governed by

$$\dot{\theta}_s = \frac{v_\parallel}{q R_0}, \quad (42)$$

$$\dot{\zeta}_s - q \dot{\theta}_s = \frac{q}{2r R_0 \Omega_s} \left(v^2 + v_\parallel^2 \right) \cos \theta, \quad (43)$$

$$q' \dot{\psi}_s \vartheta_1 = \frac{q}{2r R_0 \Omega_s} \left(v^2 + v_\parallel^2 \right) s \vartheta_1 \sin \theta, \quad (44)$$

where $v_{\parallel} = \sigma \sqrt{2\mathcal{E}(1 - \lambda B)}$, $\lambda = \mu B_0 / \mathcal{E}$ and $v = \sqrt{2\mathcal{E}}$. Then the drift frequency can be rewritten by

$$\omega_{ds} = \frac{nq}{2rR_0\Omega_s} (v^2 + v_{\parallel}^2) (\cos \theta + s\vartheta_1 \sin \theta). \quad (45)$$

Then we have the bouncing frequency for circulating particles with $0 < \lambda < 1 - \epsilon$ can be obtained as,

$$\omega_{bs} = \frac{\pi v \sqrt{2\epsilon\lambda}}{2qR_0} \frac{\kappa}{K(\kappa^{-1})}, \quad (46)$$

where $K(\kappa)$ is the elliptic integral of the first kind, $\kappa^2 = \frac{1 - (1 - \epsilon)\lambda}{2\epsilon\lambda}$, and $\kappa > 1$ for circulating particles. For trapped particles with $1 - \epsilon < \lambda < 1 + \epsilon$, the bouncing frequency is

$$\omega_{bs} = \frac{\pi v \sqrt{2\epsilon\lambda}}{4qR_0} K^{-1}(\kappa), \quad (47)$$

where $0 < \kappa < 1$ for trapped particles. The bouncing averaged drift frequency for trapped particles is

$$\bar{\omega}_{ds} = \frac{k_{\vartheta}\mathcal{E}}{R_0\Omega_s} (2 - \lambda) \left[2 \frac{E(\kappa)}{K(\kappa)} - 1 \right], \quad (48)$$

where $E(\kappa)$ is the complete elliptic integrals of the kinds. Also, the quantities related to wave numbers are given as $k_{\vartheta} = nq/r$ and $\hat{\kappa} \simeq \sqrt{1 + s^2\vartheta_1^2}$ in inertial layer.

4.2 Canonical angle and pseudo-orthogonality

Since the magnetic configuration is up-down symmetric, the canonical angle can be defined piecewisely. First, we consider the circulating particles with $\sigma = 1$. For $0 \leq \vartheta_0 < \pi$,

$$\vartheta_c(\vartheta_0, \sigma = 1) = \vartheta_{circ}^+(\vartheta_0) = 2\pi \frac{\int_0^{\vartheta_0} d\vartheta'_0 / \dot{\theta}}{\oint d\vartheta_0 / \dot{\theta}} = \pi \frac{K(\theta/2, \kappa^{-1})}{K(\kappa^{-1})}, \quad (49)$$

where $K(x, \kappa)$ is the incomplete elliptic integral for the first kind. And for $\pi \leq \vartheta_0 < 2\pi$,

$$\vartheta_c(\vartheta_0, \sigma = 1) = 2\pi - \vartheta_c^+(2\pi - \vartheta_0). \quad (50)$$

For $\sigma = -1$, we have the reflection formula

$$\vartheta_c(\vartheta_0, \sigma = -1) = 2\pi - \vartheta_c(\vartheta_0, \sigma = 1), \quad (51)$$

since the orbit width is neglected. For trapped particles, the canonical angle is obtained piecewisely as

$$\theta_c(\vartheta_0) = \theta_{tr}^+(\vartheta_0) = 2\pi \frac{\int_0^{\vartheta_0} d\vartheta'_0 / \dot{\theta}}{\oint d\vartheta_0 / \dot{\theta}} = \frac{\pi K(x, \kappa)}{2K(\kappa)}, \quad \text{for } 0 \leq \theta_0 \leq \theta_b \text{ and } \dot{\theta} > 0, \quad (52)$$

where $\sin x = \sin(\theta/2) / \sin(\theta_b/2)$. With the up-down symmetry, the definition of canonical angle along the rest parts of the orbit can be obtained as

$$\theta_c(\vartheta_0) = \begin{cases} \pi - \theta_{tr}^+(\theta), & \text{for } \theta_b > \theta_0 \geq 0 \text{ and } \dot{\theta} < 0, \\ \pi + \theta_{tr}^+(2\pi - \theta), & \text{for } 2\pi > \theta_0 \geq 2\pi - \theta_b \text{ and } \dot{\theta} < 0, \\ 2\pi - \theta_{tr}^+(2\pi - \theta), & \text{for } 2\pi - \theta_b < \theta_0 < 2\pi \text{ and } \dot{\theta} > 0. \end{cases} \quad (53)$$

With the definitions for ϑ_c and Eq. (42), the pseudo-orthogonality relation in bouncing average for both trapped and circulating particles can be given as

$$\oint \sin m\vartheta_0 \cos l\vartheta_c d\vartheta_c = \oint \cos m\vartheta_0 \sin l\vartheta_c d\vartheta_c = 0, \quad (54)$$

where m and l are integers. Moreover, for trapped particles and even l , we have

$$\oint \sin m\vartheta_0 \sin l\vartheta_c d\vartheta_c = \oint \cos m\vartheta_0 \cos [(l+1)\vartheta_c] d\vartheta_0 = 0. \quad (55)$$

As shown above, the Fourier components in ϑ_0 and ϑ_c , by averaging over ϑ_c , have the orthogonality similar to the Fourier components only in ϑ_0 .

4.3 Solutions for circular configuration

As discussed above, Eq. (38) needs to be solved for finite l . And we assume that $\delta\Phi \simeq \delta\Phi^{(0)} + \delta\Phi_s \sin \vartheta_0$ and $\delta\Psi^{(1)} \simeq 0$ *a posteriori* for the leading order solution. The 0th order solution of trapped ion response in Eq. (28) can be reduced to

$$\begin{aligned} \delta K_{tr,i}^{(0)} = & -\frac{1}{\omega - \bar{\omega}_{di}} \frac{e}{m} QF_{0i} \frac{k_\vartheta}{k_\perp} \left(\delta\Phi^{(0)} - \delta\Psi^{(0)} + \frac{\bar{\omega}_{di}}{\omega} \delta\Psi^{(0)} \right) \\ & - \frac{e}{m} QF_{0i} L \frac{(\omega - \bar{\omega}_{di}) k_\vartheta / k_\perp}{(\omega - \bar{\omega}_{di})^2 - \omega_{bi}^2} \left[\delta\Phi_s + \frac{k_\vartheta \Omega_d \mathcal{E}}{\omega \mathcal{E}_t} (2 - \lambda) s\vartheta_1 \delta\Psi^{(0)} \right] \sin \vartheta_c \\ & + [\dots] \cos \vartheta_c, \end{aligned} \quad (56)$$

where $L(\epsilon, \lambda) = \frac{1}{\pi} \oint \sin \vartheta_0 \sin \vartheta_c d\vartheta_c$ for trapped ions, $\Omega_d = \mathcal{E}_t / (R_0 \Omega_i)$, and $\mathcal{E}_t = \frac{T_i}{m_i}$. Because of the pseudo-orthogonality in Eq. (54), the parts proportional to $\cos \vartheta_c$ are irrelevant to the leading order solution. And for trapped ions the $l = \pm 2$ can be approximately zero due to Eq. (55). As we already assumed that the electron orbit width is negligible, the solution of $\delta K_{tr,e}$ remains the same form as in Eq. (27). Also, $\delta K_{cir}^{(0)}$ has the same form in Eq. (26). The 0th order quasi-neutrality equation can be written as

$$\begin{aligned} \left(1 + \frac{1}{\tau} \right) \left(\delta\Phi^{(0)} - \delta\Psi^{(0)} \right) = & -\frac{T_i}{m_e N_i} \left\langle \frac{QF_{0e}}{\omega - \bar{\omega}_{de}} \left[\frac{\bar{\omega}_{de}}{\omega} \delta\Psi^{(0)} + \delta\Phi^{(0)} - \delta\Psi^{(0)} \right] \right\rangle_{tr} \\ - \frac{T_i}{m_i N_i} \left\langle \frac{QF_{0i}}{\omega} \left(\delta\Phi^{(0)} - \delta\Psi^{(0)} \right) \right\rangle_{circ} = & -\frac{T_i}{m_i N_i} \left\langle \frac{QF_{0i}}{\omega - \bar{\omega}_{di}} \left(\delta\Phi^{(0)} - \delta\Psi^{(0)} + \frac{\bar{\omega}_{di}}{\omega} \delta\Psi^{(0)} \right) \right\rangle_{tr}, \end{aligned} \quad (57)$$

where $N_i = \langle F_{0i} \rangle_{circ} + \langle F_{0i} \rangle_{tr}$, $\langle \dots \rangle_{tr} = \int_0^\infty \int_{1-\epsilon}^{1+\epsilon} (\dots) \frac{\tau_{bs} \mathcal{E}}{qR_0} d\lambda d\mathcal{E}$ for trapped particles, $\langle \dots \rangle_{circ} = 2 \int_0^\infty \int_0^{1-\epsilon} (\dots) \frac{\tau_{bs} \mathcal{E}}{qR_0} d\lambda d\mathcal{E}$ for circulating particles, and $\tau_{bs} = \frac{2\pi}{\omega_{bs}}$. By considering the $l = \pm 1$ components, the 1st order solution of $\delta K_{cir}^{(1)}$ in Eq. (37) can be reduced to

$$\begin{aligned} \delta K_{cir}^{(1)} = & - \left(\frac{e}{m} \right) \frac{1}{\omega^2 - \omega_{bi}^2} \frac{k_\vartheta}{k_\perp} QF_{0i} M \left[\omega \delta\Phi_s + \frac{\mathcal{E}}{\mathcal{E}_t} k_\vartheta \Omega_d (2 - \lambda) s\vartheta_1 \delta\Psi^{(0)} \right] \sin \vartheta_c \\ & + [\dots] \cos \vartheta_c, \end{aligned} \quad (58)$$

where $M(\epsilon, \lambda, \sigma) = \frac{1}{\pi} \oint \sin \vartheta_0 \sin \vartheta_c d\vartheta_c$ for circulating ions. In later subsection, we will show that the approximation $\vartheta_c \simeq \vartheta_0$ is valid for the majority of circulating ions. It should be noted that $\delta K_{circ}^{(1)}$ is symmetric with respect to $\sigma = \pm 1$ according to Eq. (51). And the 1st order quasi-neutrality equation of the $\delta\Phi_s$ part is

$$\begin{aligned} \left(1 + \frac{1}{\tau}\right) \delta\Phi_s = & -\frac{T_i}{m_i N_i} \left\langle \frac{(\omega - \bar{\omega}_d) L^2 Q F_{0i}}{(\omega - \bar{\omega}_{di})^2 - \omega_{bi}^2} \left[\delta\Phi_s + \frac{k_\vartheta \Omega_d}{\omega} \frac{\mathcal{E}}{\mathcal{E}_t} (2 - \lambda) s\vartheta_1 \delta\Psi^{(0)} \right] \right\rangle_{tr} \\ & - \frac{T_i}{m_i N_i} \left\langle \frac{M^2 Q F_{0i}}{\omega^2 - \omega_{bi}^2} \left[\omega \delta\Phi_s + k_\vartheta \Omega_d \frac{\mathcal{E}}{\mathcal{E}_t} (2 - \lambda) s\vartheta_1 \delta\Psi^{(0)} \right] \right\rangle_{circ}. \end{aligned} \quad (59)$$

Then we directly have $N_0 = D_1/D_2$ and

$$\delta\Phi_s = \frac{k_\vartheta s\vartheta_1 \Omega_d}{\omega} N_s \delta\Psi^{(0)}, \quad (60)$$

where $N_s = D_3/D_4$,

$$\begin{aligned} D_1 = & \left(1 + \frac{1}{\tau}\right) - \frac{T_i}{m_e N_i} \left\langle \frac{Q F_{0e}}{\omega - \bar{\omega}_{de}} \left(\frac{\bar{\omega}_{de}}{\omega} - 1\right) \right\rangle_{tr} \\ & + \frac{T_i}{m_i N_i} \left\langle \frac{Q F_{0i}}{\omega} \right\rangle_{circ} - \frac{T_i}{m_i N_i} \left\langle \frac{Q F_{0i}}{\omega - \bar{\omega}_{di}} \left(\frac{\bar{\omega}_{di}}{\omega} - 1\right) \right\rangle_{tr}, \end{aligned} \quad (61)$$

$$\begin{aligned} D_2 = & \left(1 + \frac{1}{\tau}\right) + \frac{T_i}{m_e N_i} \left\langle \frac{Q F_{0e}}{\omega - \bar{\omega}_{de}} \right\rangle_{tr} \\ & + \frac{T_i}{m_i N_i} \left\langle \frac{Q F_{0i}}{\omega} \right\rangle_{circ} + \frac{T_i}{m_i N_i} \left\langle \frac{Q F_{0i}}{\omega - \bar{\omega}_{di}} \right\rangle_{tr}, \end{aligned} \quad (62)$$

$$\begin{aligned} D_3 = & -\frac{T_i}{m_i N_i} \left\langle \frac{(\omega - \bar{\omega}_{di}) L^2 Q F_{0i}}{(\omega - \bar{\omega}_{di})^2 - \omega_{bi}^2} \frac{\mathcal{E}}{\mathcal{E}_t} (2 - \lambda) \right\rangle_{tr} \\ & - \frac{T_i}{m_i N_i} \left\langle \frac{M^2 \omega Q F_{0i}}{\omega^2 - \omega_{bi}^2} \frac{\mathcal{E}}{\mathcal{E}_t} (2 - \lambda) \right\rangle_{circ}, \end{aligned} \quad (63)$$

and

$$\begin{aligned} D_4 = & \left(1 + \frac{1}{\tau}\right) + \frac{T_i}{m_i N_i} \left\langle \frac{M^2 \omega Q F_{0i}}{\omega^2 - \omega_{bi}^2} \right\rangle_{circ} \\ & + \frac{T_i}{m_i N_i} \left\langle \frac{(\omega - \bar{\omega}_{di}) L^2 Q F_{0i}}{(\omega - \bar{\omega}_{di})^2 - \omega_{bi}^2} \right\rangle_{tr}. \end{aligned} \quad (64)$$

Finally, the second order vorticity equation is obtained as

$$\frac{\partial^2 \delta\Psi^{(0)}}{\partial \vartheta_1^2} + \Lambda^2 \delta\Psi^{(0)} = 0, \quad (65)$$

where $\Lambda^2 = \Lambda_{fl}^2 + \Lambda_{circ}^2 + \Lambda_{tr}^2$, $I(\mathcal{E}, \lambda) = \frac{\mathcal{E}}{\mathcal{E}_t} (2 - \lambda)$, $\langle \dots \rangle_{full} = \langle \dots \rangle_{circ} + \langle \dots \rangle_{tr}$,

$$\Lambda_{fl}^2 = -\frac{8\pi^2\omega}{B_0^2} q^2 R_0^2 N_0 \sum_s \langle m_s Q F_{0s} \mathcal{E} \lambda^2 \rangle_{full}, \quad (66)$$

$$\Lambda_{circ}^2 = \frac{2\pi\omega e^2}{m_i c^2} q^2 R_0^2 \left\langle \frac{Q F_{0i} M^2 \Omega_d^2}{\omega^2 - \omega_{bi}^2} (N_s I + I^2) \right\rangle_{circ}, \quad (67)$$

and

$$\Lambda_{tr}^2 = \frac{2\pi\omega e^2}{m_i c^2} q^2 R_0^2 \left\langle \frac{(\omega - \bar{\omega}_{di}) Q F_{0i} L^2 \Omega_d^2}{(\omega - \bar{\omega}_{di})^2 - \omega_{bi}^2} \frac{1}{\omega} (N_s I + I^2) \right\rangle_{tr}. \quad (68)$$

The MPC and MFC terms is of order $O(\delta^3)$ due to the pseudo-orthogonal relation in Eq. (54). Now the inertia term Λ^2 contains the corrections from the contribution of particles near circulating/trapped separatrix. As shown in the results above, the particles near the barely circulating/trapped separatrix can modify the inertia term. The detailed expressions with Maxwellian equilibrium distribution are given in the appendix.

4.4 Limiting case

In this subsection, we will analyze the weight functions, i.e. M and L to demonstrate how the results are related to those in previous researches[7]. If the circulating particles are approximately taken to be well circulating, i.e. $\lambda \ll 1$, the canonical angle is then

$$\vartheta_c(\vartheta_0, \sigma = \pm 1) = 2\pi\delta_{-1, \sigma} + \sigma\vartheta_0. \quad (69)$$

And the parallel velocity v_{\parallel} can be treated approximately independent of ϑ_0 . Then the weight term M can be given as

$$M(\sigma = 1) \simeq \frac{1}{\pi} \int_0^{2\pi} \sin \vartheta_0 \sin \vartheta_0 d\vartheta_0 = 1. \quad (70)$$

And the velocity space integral is

$$\langle \dots \rangle_{circ} \simeq 4\pi \int_0^{\infty} \int_0^{1-\epsilon} (\dots) \sqrt{\frac{\mathcal{E}}{2(1-\lambda)}} d\lambda d\mathcal{E}, \quad (71)$$

For the trapped particles, by assuming trapped particles are deeply trapped, we have $\theta_b \simeq 2\kappa$, $\vartheta_0 \simeq \theta_b \sin \vartheta_c$, $v_{\parallel} \simeq \theta_b \omega_b q R_0 \cos \vartheta_c$ and $\omega_b = \sqrt{\epsilon \mu B_0} / q R_0$. Then the weight term L and the velocity space integral $\langle \dots \rangle_{tr}$ are given as

$$L = \frac{4}{\pi} \int_0^{\pi/2} \sin \vartheta_c \sin \vartheta_0 d\vartheta_c \simeq \theta_b, \quad (72)$$

and

$$\langle \dots \rangle_{tr} \simeq \sqrt{\epsilon} 4\pi \int_0^{\infty} [\dots] \mathcal{E}^{1/2} d\mathcal{E}. \quad (73)$$

Here the approximation $\sin \vartheta_0 \simeq \theta_b \sin \vartheta_c$ has been used. As shown in Fig. 1, $M \simeq 1$ for except for the circulating ions near circulating/trapped separatrix. And $\vartheta_c \simeq \vartheta_0$ is a good approximation for

the majority of circulating ions. In Figure. 2, it is illustrated that the value of L/θ_b approaches 1 for deeply trapped particles. Moreover, the value of the L function peaks at the medium trapped region, which indicates that the contribution from the medium trapped particles is bigger than that of the deeply trapped particles. Finally, with Eqs. (70), (71), (72) and (73), the results in Subsection 4.3 directly go back the previous results with well-circulating and deeply trapped particles[7, 16].

5 Summary and discussion

The results in this work can be summarized as follows:

1. We develop a comprehensive kinetic model with full orbit effects, including the motion of guiding centers in general geometric configurations.
2. It is demonstrated that the vorticity equation in the inertial layer can be obtained immediately with ion orbit data.
3. we present a simplified model that incorporates full neoclassical effects in the context of circular magnetic geometry, under the assumption of small ion orbit width.
4. In the scenario where ions are assumed to be effectively circulating or deeply trapped, the outcomes align with those of previous research studies[7].

With the models developed in this work, more precise numerical calculations can be carried out and serve as an intermediate model between gyrokinetic simulations and experimental observations. By applying the general model, we can study the geometric effect such as triangularity and elongation etc. and the finite orbit width effect from circulating and trapped ions. A quick calculation can be conducted with the simplified model by neglecting ion orbit width and treating the magnetic geometry as circular configuration approximately. Moreover, as demonstrated in the preceding results, particles located in the vicinity of the barely circulating/trapped separatrix can be included in the present model. Thus the theoretical model in this work fills in the blank areas of previous studies. Results from both models we developed can be used as benching mark for simulations as well as prediction for experiments. Moreover, the models presented in this paper can also be applied to other problems involving two scale analysis in the inertial layer such as GAM. The future plan based on the model in this work will be conducting numerical calculations for both general and circular geometry[24].

This work was supported by the Italian Ministry for Foreign Affairs and International Cooperation Project under Grant No. CN23GR02.

Appendix A

In this appendix, the detailed expressions for Maxwellian distribution function are given. The Maxwellian distribution is

$$F_{0s} = \frac{n_s}{(2\pi\mathcal{E}_{ts})^{3/2}} e^{-\frac{\mathcal{E}}{\mathcal{E}_{ts}}}, \quad (\text{A1})$$

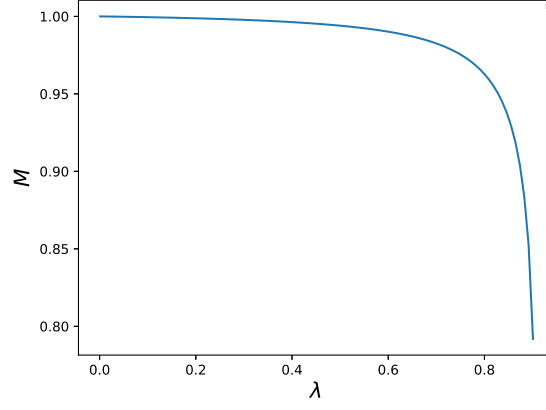


Figure 1: M function for $\sigma = 1$ and reverse aspect ratio $\epsilon = 0.1$

where $\mathcal{E}_{ts} = T_s/m_s$. Then we have

$$\begin{aligned}
D_1 = & \left(1 + \frac{1}{\tau}\right) - \frac{n_i}{\sqrt{2\pi}N_i} \int_0^{1-\epsilon} \frac{K(\kappa^{-1})}{\kappa\sqrt{\epsilon\lambda}} \left(1 - \frac{\omega_{*ni}}{\omega}\right) d\lambda \\
& - \frac{\sqrt{2}n_e}{\pi\tau N_i} \left(1 - \frac{\omega_{*ne}}{\omega} + \frac{3\omega_{*Te}}{2\omega}\right) \int_{1-\epsilon}^{1+\epsilon} \frac{K(\kappa)}{\sqrt{\epsilon\lambda}} \left[Z_4\left(\sqrt{\frac{\omega}{\bar{\omega}_{De}}}\right) - \frac{\omega}{\bar{\omega}_{De}} Z_2\left(\sqrt{\frac{\omega}{\bar{\omega}_{De}}}\right) \right] \sqrt{\frac{\bar{\omega}_{De}}{\omega}} d\lambda \\
& + \frac{\sqrt{2}n_e}{\pi\tau N_i} \frac{\omega_{*Te}}{\omega} \int_{1-\epsilon}^{1+\epsilon} \frac{K(\kappa)}{\sqrt{\epsilon\lambda}} \left[Z_6\left(\sqrt{\frac{\omega}{\bar{\omega}_{De}}}\right) - \frac{\omega}{\bar{\omega}_{De}} Z_4\left(\sqrt{\frac{\omega}{\bar{\omega}_{De}}}\right) \right] \sqrt{\frac{\bar{\omega}_{De}}{\omega}} d\lambda \\
& - \frac{\sqrt{2}n_i}{\pi N_i} \left(1 - \frac{\omega_{*ni}}{\omega} + \frac{3\omega_{*Ti}}{2\omega}\right) \int_{1-\epsilon}^{1+\epsilon} \frac{K(\kappa)}{\sqrt{\epsilon\lambda}} \sqrt{\frac{\bar{\omega}_{Di}}{\omega}} \left[Z_4\left(\sqrt{\frac{\omega}{\bar{\omega}_{Di}}}\right) - \frac{\omega}{\bar{\omega}_{Di}} Z_2\left(\sqrt{\frac{\omega}{\bar{\omega}_{Di}}}\right) \right] d\lambda \\
& + \frac{\sqrt{2}n_i}{\pi N_i} \frac{\omega_{*Ti}}{\omega} \int_{1-\epsilon}^{1+\epsilon} \frac{K(\kappa)}{\sqrt{\epsilon\lambda}} \sqrt{\frac{\bar{\omega}_{Di}}{\omega}} \left[Z_6\left(\sqrt{\frac{\omega}{\bar{\omega}_{Di}}}\right) - \frac{\omega}{\bar{\omega}_{Di}} Z_4\left(\sqrt{\frac{\omega}{\bar{\omega}_{Di}}}\right) \right] d\lambda, \tag{A2}
\end{aligned}$$

$$\begin{aligned}
D_2 = & \left(1 + \frac{1}{\tau}\right) + \frac{\sqrt{2}n_e}{\pi\tau N_i} \left(1 - \frac{\omega_{*ne}}{\omega} + \frac{3\omega_{*Te}}{2\omega}\right) \int_{1-\epsilon}^{1+\epsilon} \frac{K(\kappa)}{\sqrt{\epsilon\lambda}} \sqrt{\frac{\omega}{\bar{\omega}_{De}}} Z_2\left(\sqrt{\frac{\omega}{\bar{\omega}_{De}}}\right) d\lambda \\
& - \frac{\sqrt{2}n_e}{\pi\tau N_i} \frac{\omega_{*Te}}{\omega} \int_{1-\epsilon}^{1+\epsilon} \frac{K(\kappa)}{\sqrt{\epsilon\lambda}} \sqrt{\frac{\omega}{\bar{\omega}_{De}}} Z_4\left(\sqrt{\frac{\omega}{\bar{\omega}_{De}}}\right) d\lambda \\
& + \frac{\sqrt{2}n_i}{\pi N_i} \left(1 - \frac{\omega_{*ni}}{\omega} + \frac{3\omega_{*Ti}}{2\omega}\right) \int_{1-\epsilon}^{1+\epsilon} \frac{K(\kappa)}{\sqrt{\epsilon\lambda}} \sqrt{\frac{\omega}{\bar{\omega}_{Di}}} Z_2\left(\sqrt{\frac{\omega}{\bar{\omega}_{Di}}}\right) d\lambda \\
& - \frac{\sqrt{2}n_i}{\pi N_i} \frac{\omega_{*Ti}}{\omega} \int_{1-\epsilon}^{1+\epsilon} \frac{K(\kappa)}{\sqrt{\epsilon\lambda}} \sqrt{\frac{\omega}{\bar{\omega}_{Di}}} Z_4\left(\sqrt{\frac{\omega}{\bar{\omega}_{Di}}}\right) d\lambda \\
& - \frac{n_i}{\sqrt{2\pi}N_i} \int_0^{1-\epsilon} \frac{K(\kappa^{-1})}{\kappa\sqrt{\epsilon\lambda}} \left(1 - \frac{\omega_{*ni}}{\omega}\right) d\lambda, \tag{A3}
\end{aligned}$$

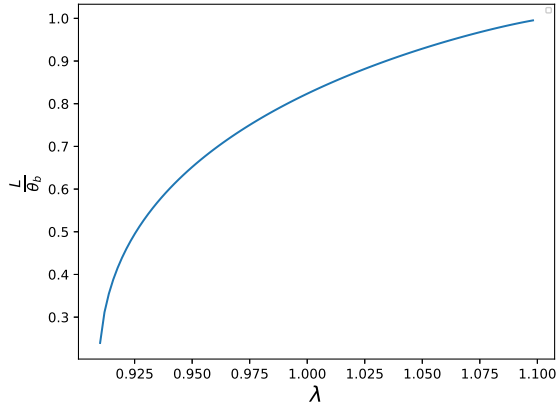
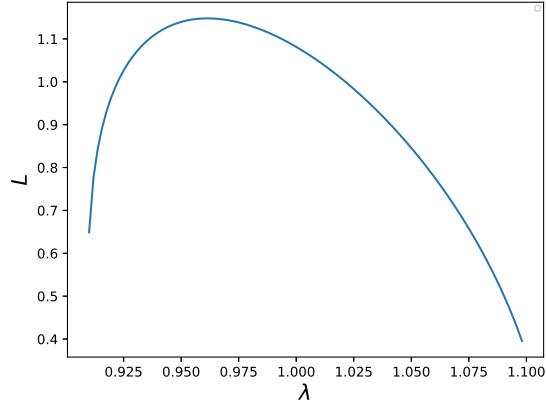


Figure 2: L and L/θ_b functions for reverse aspect ratio $\epsilon = 0.1$

$$N_i = \frac{n_i}{\sqrt{2\pi}} \left(\int_0^{1-\epsilon} \frac{K(\kappa^{-1})}{\kappa\sqrt{\epsilon\lambda}} d\lambda + \int_{1-\epsilon}^{1+\epsilon} \frac{K(\kappa)}{\sqrt{\epsilon\lambda}} d\lambda \right), \quad (\text{A4})$$

where

$$Z_n(x) = \frac{2x}{\sqrt{\pi}} \int_0^\infty \frac{t^n e^{-t^2}}{t^2 - x^2} dt. \quad (\text{A5})$$

For even n , $Z_n(x) = xZ_{n-1}(x)$. For odd n , $Z_n(x) = xZ_{n-1}(x) + \Gamma(n/2)/\sqrt{\pi}$. $Z_0(x)$ is the so-called plasma dispersion function. And $\Gamma(x)$ is the Gamma function. Here the functions in κ are treated as functions in λ for simplicity of notation. Then we have

$$\begin{aligned} D_3 = & \frac{\sqrt{2}n_i}{\pi N_i} \left(1 - \frac{\omega_{*ni}}{\omega} + \frac{3\omega_{*Ti}}{2\omega} \right) \int_{1-\epsilon}^{1+\epsilon} \frac{\omega}{\bar{\omega}_{Di}} \frac{L^2 K(\kappa)}{\sqrt{\epsilon\lambda}} (2-\lambda) \left(\frac{\omega}{\bar{\omega}_{Di}} G_4 - G_6 \right) d\lambda \\ & - \frac{\sqrt{2}n_i \omega_{*Ti}}{\pi N_i \omega} \int_{1-\epsilon}^{1+\epsilon} \frac{\omega}{\bar{\omega}_{Di}} \frac{L^2 K(\kappa)}{\sqrt{\epsilon\lambda}} (2-\lambda) \left(\frac{\omega}{\bar{\omega}_{Di}} G_6 - G_8 \right) d\lambda \\ & - \frac{\sqrt{2}n_i}{\pi N_i} \left(1 - \frac{\omega_{*ni}}{\omega} + \frac{3\omega_{*Ti}}{2\omega} \right) \int_0^{1-\epsilon} \frac{M^2 K(\kappa^{-1})}{\kappa\sqrt{\epsilon\lambda}} (2-\lambda) \frac{\omega}{\omega_{Bi}} Z_4 \left(\frac{\omega}{\omega_{Bi}} \right) d\lambda \\ & + \frac{\sqrt{2}n_i \omega_{*Ti}}{\pi N_i \omega} \int_0^{1-\epsilon} \frac{M^2 K(\kappa^{-1})}{\kappa\sqrt{\epsilon\lambda}} (2-\lambda) \frac{\omega}{\omega_{Bi}} Z_6 \left(\frac{\omega}{\omega_{Bi}} \right) d\lambda, \end{aligned} \quad (\text{A6})$$

$$\begin{aligned} D_4 = & \left(1 + \frac{1}{\tau} \right) - \frac{\sqrt{2}n_i}{\pi N_i} \left(1 - \frac{\omega_{*ni}}{\omega} + \frac{3\omega_{*Ti}}{2\omega} \right) \int_{1-\epsilon}^{1+\epsilon} \frac{\omega}{\bar{\omega}_{Di}} \frac{L^2 K(\kappa)}{\sqrt{\epsilon\lambda}} \left(\frac{\omega}{\bar{\omega}_{Di}} G_2 - G_4 \right) d\lambda \\ & + \frac{\sqrt{2}n_i \omega_{*Ti}}{\pi N_i \omega} \int_{1-\epsilon}^{1+\epsilon} \frac{\omega}{\bar{\omega}_{Di}} \frac{L^2 K(\kappa)}{\sqrt{\epsilon\lambda}} \left(\frac{\omega}{\bar{\omega}_{Di}} G_4 - G_6 \right) d\lambda \\ & + \frac{\sqrt{2}n_i}{\pi N_i} \left(1 - \frac{\omega_{*ni}}{\omega} + \frac{3\omega_{*Ti}}{2\omega} \right) \int_0^{1-\epsilon} \frac{M^2 K(\kappa^{-1})}{\kappa\sqrt{\epsilon\lambda}} \frac{\omega}{\omega_{Bi}} Z_2 \left(\frac{\omega}{\omega_{Bi}} \right) d\lambda \\ & - \frac{\sqrt{2}n_i \omega_{*Ti}}{\pi N_i \omega} \int_0^{1-\epsilon} \frac{M^2 K(\kappa^{-1})}{\kappa\sqrt{\epsilon\lambda}} (2-\lambda) \frac{\omega}{\omega_{Bi}} Z_4 \left(\frac{\omega}{\omega_{Bi}} \right) d\lambda, \end{aligned} \quad (\text{A7})$$

where

$$\begin{aligned} G_n = & \frac{1}{\sqrt{\pi}} \int_0^\infty \frac{2t^n e^{-t^2}}{(\omega/\bar{\omega}_{Di} - t^2)^2 - \omega_{Bi}^2 t^2 / \bar{\omega}_{Di}^2} dt \\ = & \frac{1}{\Omega_1^2 - \Omega_2^2} \left[\frac{1}{\Omega_1} Z_n(\Omega_1) - \frac{1}{\Omega_2} Z_n(\Omega_2) \right], \end{aligned} \quad (\text{A8})$$

$$\Omega_1 = \frac{\frac{\omega_{Bi}}{\bar{\omega}_{Di}} + \sqrt{\frac{4\omega}{\bar{\omega}_{Di}} + \frac{\omega_{Bi}^2}{\bar{\omega}_{Di}^2}}}{2}, \quad (\text{A9})$$

and

$$\Omega_2 = \frac{-\frac{\omega_{Bi}}{\bar{\omega}_{Di}} + \sqrt{\frac{4\omega}{\bar{\omega}_{Di}} + \frac{\omega_{Bi}^2}{\bar{\omega}_{Di}^2}}}{2}. \quad (\text{A10})$$

Thus, $N_0 = D_1/D_2$ and $N_s = D_3/D_4$ are given. For the inertia terms, we have

$$\Lambda_{fl}^2 = \frac{\omega(\omega - \omega_{*Pi})}{2\pi\omega_A^2} N_0 \left(\int_0^{1-\epsilon} \lambda^{1/2} \frac{3\sqrt{2}K(\kappa^{-1})}{2\kappa\sqrt{\epsilon}} d\lambda + \int_{1-\epsilon}^{1+\epsilon} \frac{3\sqrt{2}\lambda^{1/2}K(\kappa)}{2\sqrt{\epsilon}} d\lambda \right), \quad (\text{A11})$$

$$\begin{aligned} \Lambda_{circ}^2 &= \frac{\sqrt{2}\omega_{ti}^2}{4\pi\omega_A^2} q^2 \left(1 - \frac{\omega_{*ni}}{\omega} + \frac{3}{2} \frac{\omega_{*Ti}}{\omega} \right) \int_0^{1-\epsilon} \frac{K(\kappa^{-1})M^2}{\omega_{Bi}\kappa\sqrt{\epsilon\lambda}} (2-\lambda) \left[N_s Z_4 \left(\frac{\omega}{\omega_{Bi}} \right) + (2-\lambda) Z_6 \left(\frac{\omega}{\omega_{Bi}} \right) \right] d\lambda \\ &\quad - \frac{\sqrt{2}\omega_{ti}^2}{4\pi\omega_A^2} q^2 \omega_{*Ti} \int_0^{1-\epsilon} \frac{K(\kappa^{-1})M^2}{\omega_{Bi}\kappa\sqrt{\epsilon\lambda}} (2-\lambda) \left[N_s Z_6 \left(\frac{\omega}{\omega_{Bi}} \right) + (2-\lambda) Z_8 \left(\frac{\omega}{\omega_{Bi}} \right) \right] d\lambda, \end{aligned} \quad (\text{A12})$$

and

$$\begin{aligned} \Lambda_{tr}^2 &= -\frac{\sqrt{2}\omega_{ti}^2}{4\pi\omega_A^2} q^2 \left(1 - \frac{\omega_{*ni}}{\omega} + \frac{3}{2} \frac{\omega_{*Ti}}{\omega} \right) \int_{1-\epsilon}^{1+\epsilon} \frac{\omega^2}{\bar{\omega}_{Di}^2} \frac{K(\kappa)L^2}{\sqrt{\epsilon\lambda}} (2-\lambda) [N_s G_4 + G_6 (2-\lambda)] d\lambda \\ &\quad + \frac{\sqrt{2}\omega_{ti}^2}{4\pi\omega_A^2} q^2 \frac{\omega_{*Ti}}{\omega} \int_{1-\epsilon}^{1+\epsilon} \frac{K(\kappa)(2-\lambda)L^2}{\sqrt{\epsilon\lambda}} \frac{\omega^2}{\bar{\omega}_{Di}^2} [(2-\lambda)G_8 + N_s G_6] d\lambda \\ &\quad + \frac{\sqrt{2}\omega_{ti}^2}{4\pi\omega_A^2} q^2 \left(1 - \frac{\omega_{*ni}}{\omega} + \frac{3}{2} \frac{\omega_{*Ti}}{\omega} \right) \int_{1-\epsilon}^{1+\epsilon} \frac{K(\kappa)(2-\lambda)L^2}{\sqrt{\epsilon\lambda}} \frac{\omega}{\bar{\omega}_{Di}} [(2-\lambda)G_8 + N_s G_6] d\lambda \\ &\quad - \frac{\sqrt{2}\omega_{ti}^2}{4\pi\omega_A^2} q^2 \frac{\omega_{*Ti}}{\omega} \int_{1-\epsilon}^{1+\epsilon} \frac{K(\kappa)(2-\lambda)L^2}{\sqrt{\epsilon\lambda}} \frac{\omega}{\bar{\omega}_{Di}} [G_{10}(2-\lambda) + N_s G_8] d\lambda, \end{aligned} \quad (\text{A13})$$

where $\omega_A = v_A/qR_0$ and $v_A = B_0/\sqrt{4\pi n_i m_i}$.

References

- [1] Chen L and Zonca F 2016 *Reviews of Modern Physics* **88** 015008
- [2] Zonca F and Chen L 2014 *Physics of Plasmas* **21** 072120
- [3] Zonca F and Chen L 2014 *Physics of Plasmas* **21** 072121
- [4] Brizard A and Hahm T 2007 *Reviews of Modern Physics* **79** 421–468
- [5] Frieman E A and Chen L 1982 *Physics of Fluids* **25** 502
- [6] Chen L and Zonca F 2017 *Physics of Plasmas* **24** 072511
- [7] Chavdarovski I and Zonca F 2009 *Plasma Phys Contr F* **51** 115001
- [8] Bierwage A and Lauber P 2017 *Nuclear Fusion* **57** 116063
- [9] Lauber P and Lu Z 2018 *Journal of Physics: Conference Series* **1125** 012015
- [10] Choi G J, Liu P, Wei X S, Nicolau J H, Dong G, Zhang W L, Lin Z, Heidbrink W W and Hahm T S 2021 *Nuclear Fusion* **61** 066007
- [11] Falessi M V, Carlevaro N, Fusco V, Vlad G and Zonca F 2019 *Physics of Plasmas* **26** 082502

- [12] Gao Z, Itoh K, Sanuki H and Dong J Q 2008 *Physics of Plasmas* **15** 072511
- [13] Biancalani A, Bottino A, Ehrlacher C, Grandgirard V, Merlo G, Novikau I, Qiu Z, Sonnendrücker E, Garbet X, Görler T, Leerink S, Palermo F and Zarzoso D 2017 *Physics of Plasmas* **24** 062512
- [14] Zonca F and Chen L 1996 *Physics of Plasmas* **3** 323–343
- [15] Zonca F, Chen L, Dong J Q and Santoro R A 1999 *Physics of Plasmas* **6** 1917
- [16] Chavdarovski I and Zonca F 2014 *Physics of Plasmas* **21** 052506
- [17] Heidbrink W W, Zeeland M A V, Austin M E, Crocker N A, Du X D, McKee G R and Spong D A 2021 *Nuclear Fusion* **61** 066031
- [18] Gorelenkov N N, Pinches S D and Toi K 2014 *Nuclear Fusion* **54** 125001 ISSN 0029-5515
- [19] Ma R, Heidbrink W W, Chen L, Zonca F and Qiu Z 2023 *Physics of Plasmas* **30** 042105
- [20] Zonca F, Chen L, Briguglio S, Fogaccia G, Vlad G and Wang X 2015 *New Journal of Physics* **17** 013052
- [21] Zonca F and Chen L 2006 *Plasma physics and controlled fusion* **48** 537
- [22] Hinton F L and Hazeltine R D 1976 *Reviews of Modern Physics* **48** 239–308
- [23] White R B and Chance M S 1984 *Physics of Fluids* **27** 2455
- [24] Falessi M V, Chen L, Qiu Z and Zonca F 2023 Nonlinear equilibria and transport processes in burning plasmas (*Preprint arXiv:2306.08642*)