

# Cool-Chic: Perceptually Tuned Low Complexity Overfitted Image Coder

Théo Ladune, Pierrick Philippe, Gordon Clare, Félix Henry and Thomas Leguay

Orange Innovation  
Cesson Sevine, France  
firstname.lastname@orange.com

## Abstract

This paper summarises the design of the Cool-Chic candidate for the Challenge on Learned Image Compression. This candidate attempts to demonstrate that neural coding methods can lead to low complexity and lightweight image decoders while still offering competitive performance. The approach is based on the already published overfitted lightweight neural networks Cool-Chic, further adapted to the human subjective viewing targeted in this challenge.

The source code is available at <https://github.com/Orange-OpenSource/Cool-Chic>

## Introduction

For image coding, most standards are based on conventional designs built upon the prediction-transformation paradigm. JPEG [1], HEVC [2,3] and VVC [4] have successively refined this paradigm through improved signal processing methods.

Modern conventional encoders assess the different coding options available and select the few most suited ones. Encoding is framed as a discrete optimization problem, i.e. a competition between all parameters of all tools, selecting the best ones through a rate-distortion (RD) cost.

The compressed signal is sent to the decoder which simply applies the selected tools to reconstruct the image. As such, the decoder complexity remains low.

Successive conventional codecs have provided an ever-increasing number of hand-crafted coding tools while maintaining a relatively low individual tool decoding complexity. This leads to an excellent adaptation to the signal and improved compression performance.

On the other hand, learned codecs based on auto-encoders [5–7] offer an alternative coding paradigm. They are designed to use an offline training stage to optimize a RD cost averaged on a training set. After training, auto-encoders compute a compressed representation in a single shot, with no particular optimization of the current

---

Submitted to DCC 2024 in the course of the Challenge on Learned Image Compression (CLIC) © 2024 IEEE. Personal use of this material is permitted. Permission from IEEE must be obtained for all other uses, in any current or future media, including reprinting/republishing this material for advertising or promotional purposes, creating new collective works, for resale or redistribution to servers or lists, or reuse of any copyrighted component of this work in other works.

image RD cost.

The current JPEG-AI standardization effort [8] demonstrates that auto-encoders are able to outperform conventional codecs [9]. Also, MLIC++ has recently reported significant improvements over the latest VVC standard [7]. However, the decoder computation effort requires a significant number of Multiplication Accumulation operations (MAC): between 10,000 MAC and 1 million MAC [10]. This number of MAC implies the usage of dedicated hardware acceleration (GPUs or TPUs) which deviates from the hardware conventionally used for image and video decoding schemes.

Cool-Chic by Ladune et al. [11,12] extends the Implicit Neural Representations [13] to produce an overfitted image codec without relying on an autoencoder. Here the image compression process is turned into an overfitting process where a dedicated lightweight neural network decoder and latent representation are learned for each image in order to minimize the individual RD cost.

In this approach the decoder is adapted to the image in conjunction with the latent domain. The overfitted network parameters and adapted latent variables are conveyed in a bitstream to the receiver to reconstruct the image. The difference between the *compressed signal* and the *decoder* is blurred as both the latent variables and the network parameters are representative of the signal to reconstruct.

By reintroducing an instance-wise RD optimization, this overfitting-based approach provides compelling coding performance with a low decoder complexity. Overfitting allows automatic learning of the adapted decoder for each image and rate constraint.

This yields compression performance slightly better than HEVC [12] and with a decoder complexity close to the conventional decoders such as HEVC or VVC.

This paper offers a candidate for the Challenge on Learned Image Compression based on Cool-Chic and tuned inline with the challenge objectives. The objective is to assess the quality of a perceptually adapted Cool-Chic compared to other technologies.

The following aspects are covered:

1. Adaptation of the Cool-Chic distortion metric toward the perceptual objective;
2. Bitstream selection based on a perceptually driven metric;
3. A section reports the results obtained compared to other codecs.

### **Brief description of Cool-Chic**

Cool-Chic is based on the joint training of a decoder and a latent representation. As such, it does not have an actual encoder as the training process effectively derives both the decoder and the coded representation.

### *The Cool-Chic decoder*

The latent representation, which can be assimilated to a frequency domain representation, bears resemblance to a wavelet decomposition. They are organised in a pyramidal fashion covering 7 resolutions ranging from the image resolution to  $\frac{1}{64}$  of the image width and height. The latents are synthesised through the synthesis transform to recover the decoded image. The first step implies an upsampling stage, organised in a cascade of a  $\times 2$  upsamplers. The upsampling kernel of size  $8 \times 8$  is trained. The upsampling stage yields 7 full resolution latents at the initial image resolution.

These full resolution latents are processed by a succession of 4 simple layers:

- The first layer is a multilayer perceptron (MLP) with the 7 latents as inputs, and 40 outputs, a ReLU (REctified Linear Unit) non-linearity follows;
- the second layer is an MLP with 40 inputs and 3 outputs, with a ReLU;
- the third layer is a residual convolution layer with 3 inputs and 3 outputs, the convolution kernel is  $3 \times 3$ , ReLU operator follows;
- the last layer is also a  $3 \times 3$  residual convolution layer with 3 inputs and delivers the R,G and B channels of the reconstructed image.

The building elements are voluntarily small in order to limit the complexity: the reconstruction process involves approximately 600 operations per pixel.

In order to convey the pyramidal latent representation, an auto-regressive entropy decoder is used, similar to the Loco-I algorithm [14] part of the JPEG lossless design. To decode a latent value, a context is derived from the previously decoded values. From that context a mean and a variance are computed with a 3-layer neural network. Then, the mean and variance drive an arithmetic range decoder to retrieve the latent values from the bitstream.

The context decoder neural network has the following components:

- The first layer is an MLP fed with the 24 closest causal latents with 24 outputs, followed by a ReLU;
- the second layer is an MLP with 24 inputs and 24 outputs, also followed by a ReLU;
- the third and last layer is an MLP with 24 inputs that provides the mean and variance that strives the range decoder;

The arithmetic coding is conducted independently on each latent channel enabling them to be run in parallel.

As the causal context uses 24 neighbouring samples, the complexity of the entropy neural network decoder is in the range of 1200 MAC. Provided that the latent representation has 1.33 values per decoded pixel, the complexity of the arithmetic decoder is 1600 MAC per image pixel.

Overall the whole decoding architecture has a maximum complexity of approximately 2200 MAC. In practice many latents values can be zeroed out by the optimization process, lowering the complexity especially at lower rates.

The computing elements in Cool-Chic are also limited. This is directly reflected in the decoder size which is in the order of a few dozen of kilobytes.

### *Encoding and training loss*

The encoding process is a simple training process: the pyramidal latents, entropy neural network decoder and latent synthesis modules are initialised with random values. Then a standard gradient optimisation is conducted to tune the different neural network parameters and latent values.

The loss used for this training process is based on a Lagrangian multiplier that balances the trade-off between the rate and the distortion.

$$J(\lambda) = D(x, \hat{x}) + \lambda \cdot R(\hat{y}) \quad (1)$$

where  $\hat{x}$  is the decoded image obtained using the latents  $\hat{y}$ , through the decoder  $\psi_\theta$  parameterised by the neural network parameters  $\theta$ .

$$\hat{x} = \psi_\theta(\hat{y}) \quad (2)$$

In order to take into account the perceptual objective of this challenge, the distortion used in this paper combines the *mse* (mean squared error) and the MS-SSIM metric [15].

$$D(x, \hat{x}) = ||x - \hat{x}||^2 + \alpha \cdot (1 - \text{msssim}(x, \hat{x})) \quad (3)$$

The factor  $\alpha = 0.01$  is chosen empirically to balance the *mse* and MS-SSIM.

During the encoding process a selection of different  $\lambda$  values is provided to obtain a range of bit rates compatible with the challenge objective.

## **Coding results**

Figure 1 draws the characteristics for the HEVC test model (HM), AVIF (the AV1 coder for images), tuned with ssim and the results of Cool-Chic for 6 selected  $\lambda$  values.

The VMAF [16] metric is used as it is a good indicator of the image quality.

The level of performance of the three codecs seems in the same range: through the perceptual optimisation of Cool-Chic, this codec is in the same performance range of

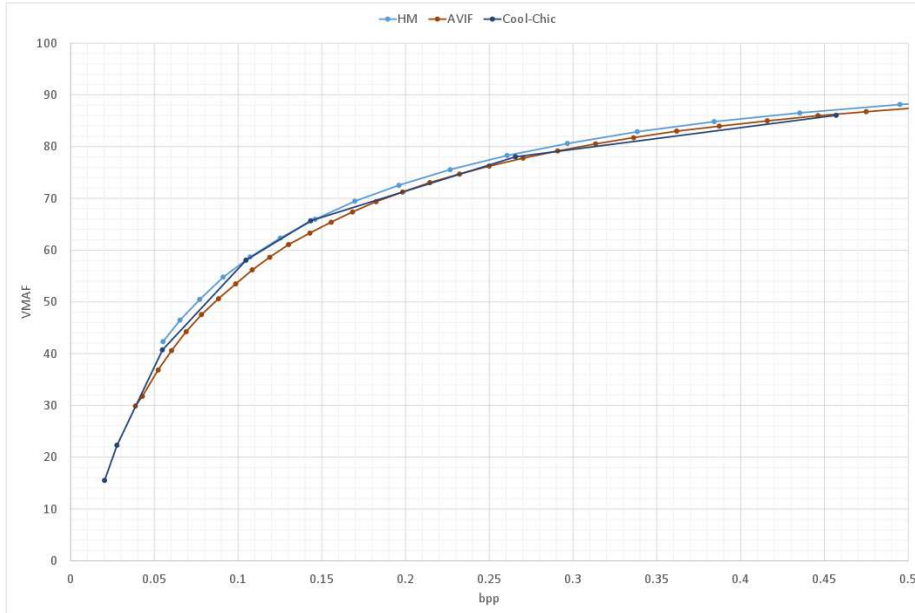


Figure 1: Comparison of the VMAF scores obtained by the Cool-Chic submission relative to AVIF (optimised with `-tune ssim`) and the HM.

bpp	Data size	average VMAF	worse VMAF	PSNR	MS-SSIM
0.075	823530	48.305	46.128	26.533	0.927
0.150	1646858	65.482	63.861	28.925	0.958
0.300	3293682	79.005	77.577	31.686	0.976

Table 1: Objective metrics for the 3 challenge bit rates for the candidate

AVIF and HM.

For the challenge 0.075, 0.150 and 0.300 bit per pixels on average are defined for the image coding challenge. For the validation set, the average picture resolution is around 3 million pixels, and the total allowed byte budget is respectively 823660, 1647321 and 3294643 bytes for the three bpp targets.

For this candidate the individual bit budget per image is selected based on the VMAF [16] metric. For each target bpp, the coding level for each sequence is chosen to meet the bit budget while maximising the minimum VMAF among the images.

Table 1 summarises some objective measures for this submission. The PSNR and MS-SSIM are the ones reported on the validation leaderboard. The VMAF metrics are also reported, through the average over the sequences and the lowest VMAF among the 30 validation pictures (which is the criterion maximised here).

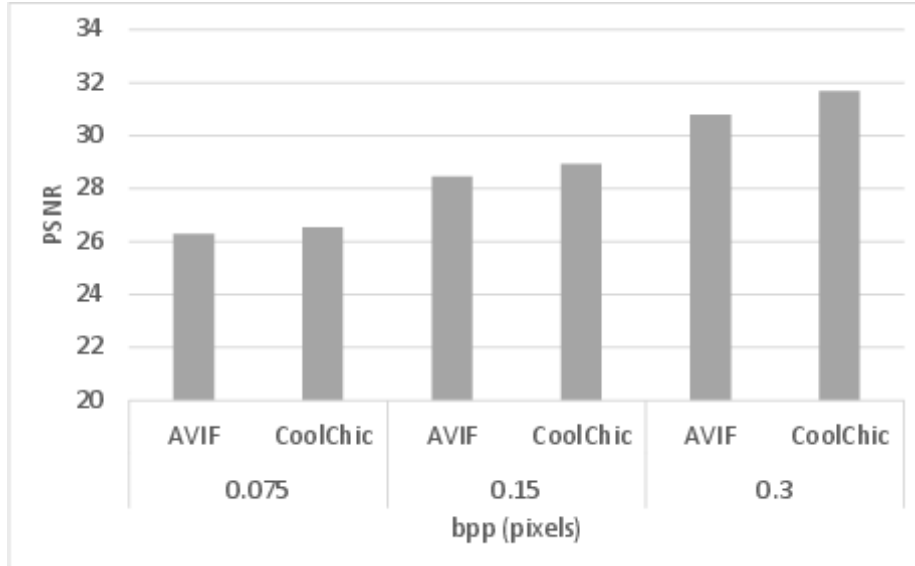


Figure 2: Comparison of the PSNR scores obtained by the Cool-Chic submission relative to AVIF (optimised with `-tune ssim`).

As displayed in figures 2 and 3, the PSNR and MS-SSIM metrics for Cool-Chic are close to those of AVIF and consistently above for the three bit rates.

This confirms that this lightweight neural network codec is competitive with AVIF.

### Conclusion

This paper provides a perceptually tuned version of Cool-Chic. To provide a set of images targeting subjective evaluation, Cool-Chic encoding is simply adapted through the use of a weighted distortion metric.

The objective measurement through the VMAF metric seems to indicate that, despite its simple structural complexity, the quality level of Cool-Chic is comparable to AVIF and HEVC.

### References

- [1] William B. Pennebaker and Joan L. Mitchell, *JPEG Still Image Data Compression Standard*, Van Nostrand Reinhold, New York, 1992.
- [2] Gary J. Sullivan, Jens-Rainer Ohm, Woo-Jin Han, and Thomas Wiegand, “Overview of the high efficiency video coding (HEVC) standard,” *IEEE Transactions on Circuits and Systems for Video Technology*, vol. 22, no. 12, pp. 1649–1668, 2012.
- [3] Jani Lainema, Miska M. Hannuksela, Vinod K. Malamal Vadakital, and Emre B. Aksu, “HEVC still image coding and high efficiency image file format,” in *2016 IEEE International Conference on Image Processing (ICIP)*, 2016, pp. 71–75.
- [4] Benjamin Bross, Ye-Kui Wang, Yan Ye, Shan Liu, Jianle Chen, Gary J. Sullivan, and Jens-Rainer Ohm, “Overview of the versatile video coding (VVC) standard and its applications,” *IEEE Transactions on Circuits and Systems for Video Technology*, vol. 31, no. 10, pp. 3736–3764, 2021.

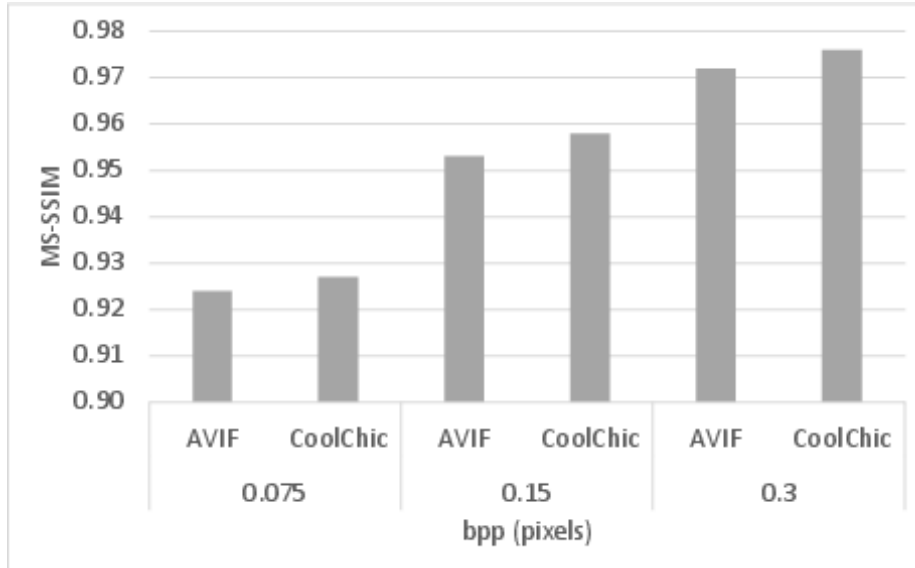


Figure 3: Comparison of the VMAF scores obtained by the Cool-Chic submission relative to AVIF (optimised with `-tune ssim`).

- [5] Johannes Ballé, David Minnen, Saurabh Singh, Sung Jin Hwang, and Nick Johnston, “Variational image compression with a scale hyperprior,” in *International Conference on Learning Representations*, 2018.
- [6] Dailan He, Zi Yang, Weikun Peng, Rui Ma, Hongwei Qin, and Yan Wang, “Elic: Efficient learned image compression with unevenly grouped space-channel contextual adaptive coding,” *2022 IEEE/CVF Conference on Computer Vision and Pattern Recognition (CVPR)*, pp. 5708–5717, 2022.
- [7] Wei Jiang and Ronggang Wang, “MLIC++ : Linear complexity multi-reference entropy modeling for learned image compression,” 2023.
- [8] Joint Photographic Experts Group, “Jpeg ai web page and resources,” 2023.
- [9] “ISO/IEC JTC 1/SC29/WG1 N100250, REQ ”report on the JPEG AI call for proposals results”,” 2022.
- [10] “ISO/IEC JTC 1/SC29/WG1 M99069, CPM ”on the computational complexity of the operators.”,” 2023.
- [11] Théo Ladune, Pierrick Philippe, Félix Henry, Gordon Clare, and Thomas Leguay, “Cool-chic: Coordinate-based low complexity hierarchical image codec,” in *Proceedings of the IEEE/CVF International Conference on Computer Vision (ICCV)*, October 2023, pp. 13515–13522.
- [12] Pierrick Philippe Gordon Clare Thomas Leguay, Théo Ladune and Félix Henry, “Low-complexity overfitted neural image codec,” in *Proceedings of the IEEE International Workshop on MultiMedia Signal Processing (MMSP 2023)*, October 2023.
- [13] Emilien Dupont, Adam Golinski, Milad Alizadeh, Yee Whye Teh, and Arnaud Doucet, “COIN: compression with implicit neural representations,” 2021.
- [14] Marcelo J Weinberger, Gadiel Seroussi, and Guillermo Sapiro, “Loco-i: A low complexity, context-based, lossless image compression algorithm,” in *Proceedings of Data Compression Conference-DCC’96*. IEEE, 1996, pp. 140–149.

- [15] Z. Wang, E.P. Simoncelli, and A.C. Bovik, "Multiscale structural similarity for image quality assessment," in *The Thirty-Seventh Asilomar Conference on Signals, Systems and Computers, 2003*, 2003, vol. 2, pp. 1398–1402 Vol.2.
- [16] Netflix, "VMAF - video multi-method assessment fusion," 2018.