

Self-supervised Reflective Learning through Self-distillation and Online Clustering for Speaker Representation Learning

Danwei Cai, Zexin Cai, and Ming Li, *Senior Member, IEEE*

Abstract—Speaker representation learning is critical for modern voice recognition systems. While supervised learning techniques require extensive labeled data, unsupervised methodologies can leverage vast unlabeled corpora, offering a scalable solution. This paper introduces self-supervised reflective learning (SSRL), a novel paradigm that streamlines existing iterative unsupervised frameworks. SSRL integrates self-supervised knowledge distillation with online clustering to refine pseudo labels and train the model without iterative bottlenecks. Specifically, a teacher model continually refines pseudo labels through online clustering, providing dynamic supervision signals to train the student model. The student model undergoes noisy student training with input and model noise to boost its modeling capacity. The teacher model is updated via an exponential moving average of the student, acting as an ensemble of past iterations. Further, a pseudo label queue retains historical labels for consistency, and noisy label modeling directs learning towards clean samples. Experiments on VoxCeleb show SSRL’s superiority over current iterative approaches, surpassing the performance of a 5-round method in just a single training round. Ablation studies validate the contributions of key components like noisy label modeling and pseudo label queues. Moreover, consistent improvements in pseudo labeling and the convergence of cluster counts demonstrate SSRL’s effectiveness in deciphering unlabeled data. This work marks an important advancement in efficient and accurate speaker representation learning through the novel reflective learning paradigm.

Index Terms—Self-supervised learning, self-labeling, knowledge distillation, noisy label modeling, speaker recognition

I. INTRODUCTION

SPEAKER representation learning stands at the forefront of modern voice recognition systems, playing a pivotal role in diverse applications ranging from smart assistants to voice biometrics. Within this realm, self-supervised learning techniques have garnered substantial interest [1]–[5]. Self-supervised methodologies have the ability to use vast amounts of unlabeled data, mitigating the need for labor-intensive manual labeling and thereby offering a scalable solution for real-world applications.

In our previous work, we introduced a two-stage unsupervised framework for speaker representation learning [6], [7]. The first stage focuses on self-supervised speaker representation learning. In the succeeding stage, we combine clustering

with discriminative training techniques and train it in an iterative manner. This self-supervised representation model seeks to bootstrap the iterative clustering and discriminative training, employing clustering to derive pseudo labels for unlabeled data. Thereafter, the network trains on these labels until convergence, taking advantage of DNNs’ prowess in handling label noise and iteratively enhancing representation.

However, this two-stage approach, despite narrowing the performance gap between self-supervised and fully supervised speaker verification, presents certain challenges. One significant concern is the iterative generation of pseudo labels using clustering and subsequent discriminative training. This iterative nature increases computational demand. Moreover, initial clustering-induced pseudo labels introduce substantial label noise, hindering the speaker embedding model’s capacity to cultivate a discerning feature space.

Prompted by these challenges, we sought a more streamlined approach with enhanced efficiency. Bypassing the iterative process can expedite learning, reduce computational requirements, and accommodate larger datasets. Given the inherent noise in pseudo label generation, a system resilient to such inconsistencies is essential to maintain the integrity of the learning process. Inspired by human cognitive processes where reflection facilitates deeper comprehension and learning enhancement, we introduce ‘self-supervised reflective learning’ (SSRL). This approach adopts a feedback-driven mechanism where insights from previous learning iterations are reflected to guide and enhance subsequent learning.

To bypass the iterative process, we apply knowledge distillation in a self-supervised context [8]–[10]. Typically, knowledge distillation transfers knowledge from a larger, more complex model (teacher) to a smaller, simpler model (student) [11]. The underlying rationale is that the teacher model, with its deeper architecture and broader capacity, captures intricate patterns in the data, which can then be distilled to guide the student model. This process has been shown to improve the performance of smaller models without requiring them to be trained on extensive datasets. Transitioning this into the realm of self-supervised learning, our approach allows the model to adopt the dual role of both teacher and student inspired by the self-supervised representation learning methods of ‘bootstrap your own latent’ (BYOL) [8] and ‘self-distillation with no labels’ (DINO) [10]. Here, the teacher is conceptualized as an exponential moving average (EMA) of the student model, effectively acting as a cumulative ensemble of the model’s past training iterations. To enable online clustering, we propose two

D. Cai, Z. Cai, and M. Li are with the Department of Electrical and Computer Engineering, Duke University, Durham, NC, 27705, USA, e-mail: {danwei.cai, zexin.cai, ming.li369}@duke.edu.

M. Li is also with Data Science Research Center at Duke Kunshan University, Kunshan, China.

Corresponding author: Ming Li.

cluster assignment methods based on the EMA teacher’s output. This online clustering continually refines pseudo labels, steering the discriminative training of its student counterpart. The recurring theme here is reflective learning: the model reflects on its current understanding to better inform future versions of itself, optimizing performance over time.

To address label noise challenges, we propose two enhancements to the reflective learning approach. First, we maintain a queue of historical pseudo labels generated by the teacher model, which helps to filter out outlier predictions and ensures consistent and reliable pseudo labels. Second, we integrate a label noise modeling strategy using a two-component Gaussian mixture model (GMM) to capture the loss distribution of training samples, as described by [12]. This approach leverages the tendency of DNNs to prioritize correct targets, providing a clean label probability for each sample, which is then used to adjust the final loss.

This paper presents several contributions to the field of self-supervised speaker representation learning:

- 1) The introduction of a new learning paradigm, ‘self-supervised reflective learning’, that bridges self-supervised representation learning with self-supervised knowledge distillation and online clustering, eliminating iterative bottlenecks of the two-stage unsupervised framework.
- 2) A detailed examination of how noisy label modeling, when combined with self-supervised knowledge distillation, can handle label noise, thereby improving the robustness of the learning process.
- 3) Preliminary results that underscore the viability and superiority of our approach compared to existing iterative methodologies, marking a significant step forward in efficient and accurate unsupervised speaker representation learning.

II. RELATIVE WORKS

A. Self-supervised knowledge distillation

In self-supervised learning, knowledge distillation operates on a foundational principle: processing two distinct views through separate encoders and mapping one to the other using a predictor. A potential pitfall of this approach is the convergence of all outputs to a uniform constant.

To counteract this issue, ‘bootstrap your own latent’ (BYOL) introduced a momentum-based teacher network to generate targets for its counterpart, the student network [8]. Both networks process distinct views of the same training instance, achieved through data augmentation. Through the utilization of an added predictor, the student network refines its outputs to align with the teacher network. While the student network undergoes updates during the training using gradient descent, the teacher network adopts a momentum mechanism and is updated by an EMA of the student network’s weights.

He *et al.* later introduced the ‘simple siamese’ (SimSiam) approach, essentially conceptualizing it as a simplified version of BYOL – specifically, BYOL minus the momentum mechanism [9]. Their findings indicated that the EMA wasn’t indispensable, although its inclusion could boosted performance.

Similar to BYOL, ‘self-distillation with no labels’ (DINO) emphasizes regression from the student network’s representations to those of a momentum encoder [10]. However, DINO diverges from BYOL in two key respects. First, rather than aligning representations using an appended predictor on the student’s output and resorting to minimum square error (MSE) or cosine similarity-based losses, DINO employs cross-entropy to align the outputs of both the student and teacher. Second, to avoid the aforementioned trivial constant, DINO centralizes the teacher network’s output utilizing a running mean and sharpen the outputs using softmax with a temperature parameter. Given its large output dimension (notably, a 65536-dimensional output in the original paper), DINO can be perceived as an online clustering mechanism. The application of softmax in tandem with the temperature parameter produces a prediction spanning 65536 classes. Consequently, the student learns by aligning its predictions with those of the teacher.

Our proposed SSRL approach deviates from the DINO approach in multiple salient ways. Firstly, while DINO initializes with random parameters, our methodology leverages a two-stage unsupervised framework, enabling us to generate initial pseudo labels with relatively high confidence. Unlike DINO’s continuous class probability distributions, our method delivers discrete class predictions thus enables discriminative training of the model. Additionally, we integrate a pseudo label queue for consistent and robust label predictions, and apply a noisy label modeling mechanism to counteract label inaccuracies. Notably, we adopt the noisy student training paradigm: only the student network undergoes data augmentation and model noise imposition, ensuring that the teacher network receives clean training instances and consequently generates high quality pseudo labels.

B. Self-supervised pseudo labeling

In self-supervised learning, numerous approaches utilize pseudo labels derived from clustering algorithms for discriminative training. A primary approach, known as deep clustering (DC), employs a conventional clustering algorithm in tandem with a classification loss for network training [13]. In DC, each training epoch involves generating pseudo labels for the complete dataset through clustering and subsequently training the network using these labels. However, DC faces several challenges. Firstly, the conventional off-the-shelf clustering requires feature extraction across the full dataset for every epoch. Secondly, the clustering alters cluster indexes across epochs, necessitating a reset of the parametric classifier, leading to unstable network training. Thirdly, the combination of the discriminative cross-entropy loss and the generative clustering loss can not be described as an overall optimization objective [14]. Thus, there exists a degenerated solution to minimize both losses: a constant representation that maps all data samples to the same pseudo label. DC avoids the issue by optimizing only one loss and keeping the other loss fixed between training epochs.

The prototypical contrastive learning (PCL) method addresses some challenges of DC, particularly the cluster index permutation, by replacing the final classification layer with

cluster centroids [15]. The class posterior probabilities are now generated by contrasting the data sample with cluster centroids. To help bootstrap clustering, PCL also adds contrastive learning to perform instance discrimination. Despite this, PCL continues to use the off-the-shelf clustering, demanding feature extraction for each epoch. Moreover, there’s a divergence between evolving representations and fixed cluster centroids, which can impede effective learning.

Online deep clustering (ODC) enhances DC by incorporating sample and centroid memories for pseudo label generation without explicit clustering [16]. The sample memory is updated by the moving average of the learned feature. Pseudo labels are calculated by finding the nearest centroids in the centroid memory for each data sample. And the centroids memory is updated by averaging the features with the same pseudo label at a certain frequency. But ODC still faces the degenerate solution issue like DC. To mitigate this, ODC introduces methods like ‘merge-and-split’ on small and large clusters and loss re-weighting for small clusters.

Recently, Asano *et al.* introduced a self-labeling algorithm (SeLa) addressing the degenerate solutions in combined clustering and representation learning [14]. Contrary to DC’s direct clustering application, SeLa determines label assignments $q(y|\mathbf{x}_i)$ from the network-derived class posterior probabilities $p(y|\mathbf{x}_i)$. Here, y denotes labels and \mathbf{x}_i denotes data samples. Specifically, given class posterior probabilities $p(y|\mathbf{x}_i)$, SeLa optimizes the cross-entropy loss: $\min_q \sum_i \sum_y q(y|\mathbf{x}_i) \log p(y|\mathbf{x}_i)$, with the constraint that $q(y|\mathbf{x}_i)$ must partition the data in equally-sized subsets. This optimization problem can be seen as an instance of the optimal transport problem and is solved via the Sinkhorn-Knopp algorithm. In SeLa, the network training and the clustering optimize the same cross-entropy objective. However, SeLa’s limitation lies in its offline cluster assignment after each epoch, posing scalability issues for vast unlabeled datasets.

Unlike the aforementioned methods which often rely on pseudo labels generated from randomly initialized feature representations, our approach harnesses the strength of a pre-trained self-supervised model. This foundational difference enables our clustering module to produce semantic pseudo labels, sidestepping the pitfalls of arbitrary cluster assignments.

C. Self-training in semi-supervised learning and unsupervised domain adaptation

In semi-supervised learning scenarios, where there exists a limited labeled dataset complemented by a larger pool of unlabeled data, the objective is to harness the intrinsic structures or patterns prevailing within the unlabeled data to enhance the learning algorithm [17]. A prevalent approach to realizing this objective is self-training [18]–[23]. This method operates iteratively: initially, a model is trained using the available labeled data, serving as a basis to generate predictions on the unlabeled dataset. Predictions made with high confidence, termed pseudo-labels, are integrated into the training set, forming an augmented dataset on which the model undergoes further training. This iterative cycle continues until convergence is achieved or a set number of iterations are

completed. The core intent of self-training is to exploit the inherent but latent structures within the unlabeled data, thereby augmenting the model’s capacity to generalize effectively.

In the context of unsupervised domain adaptation (UDA), the labeled data are derived from a specific source domain, whereas the unlabeled data are from a distinct, but related, target domain. The pivotal challenge lies in adeptly fine-tuning the model, which has been preliminarily trained on the source domain, ensuring its optimized performance when applied to the target domain by effectively utilizing the unlabeled target data. The self-training method, due to its intrinsic reliance on unlabeled data, finds substantial applicability in UDA, seamlessly aligning with its fundamental principles [24]–[27].

Numerous variants of the self-training technique have been innovated for semi-supervised learning and unsupervised domain adaptation. For instance, one variant employs the teacher-student architecture to impose a consistency regularization [28], [29]. Here, metrics such as the MSE or Kullback-Leibler divergence are commonly used to apply prior constraint assumptions on the unlabeled data. Central to consistency regularization is that the model’s output remains resilient to specific perturbations. Moreover, there exist models like deep co-training [30] and Tri-Net [31], based on the disagreement-based paradigm. These models foster the simultaneous training of multiple models, leveraging the disagreements among them as a critical aspect of the learning process.

In contrast to self-training, our proposed SSRL approach operates within a purely unsupervised setting, devoid of any reliance on labeled data. Unlike self-training, where the set of labels is predetermined, there is no prior knowledge of class counts or explicit label information in the unsupervised setting. The proposed SSRL method uses the teacher-student framework, and the teacher provides pseudo-labels based on an online clustering mechanism. This dynamic mechanism fosters the creation of evolving clusters, which are adaptable and capable of undergoing refinements throughout the learning process. Thus, the SSRL method, with its capacity for dynamic clustering, promises enhanced performance and robustness in unsupervised learning scenarios.

D. Two-stage unsupervised framework for speaker representation learning

The two-stage unsupervised framework for speaker representation learning effectively leverages large amounts of unlabeled data [6], [7], [32]. In the first stage, self-supervised methods are used to extract initial speaker embeddings and pseudo labels. The second stage involves an iterative discriminative training process to refine these embeddings.

To enhance stage one, more advanced self-supervised representation learning such as DINO are proposed [33]. Additionally, Tao *et al.* [34] proposed a multi-modal contrastive learning technique using diverse positive pairs by cross-referencing speech and face data, improving the robustness of speaker encoders

A significant challenge in this framework is the presence of noisy pseudo labels. To address this, several methods have been developed. Tao *et al.* [35] introduced a technique that

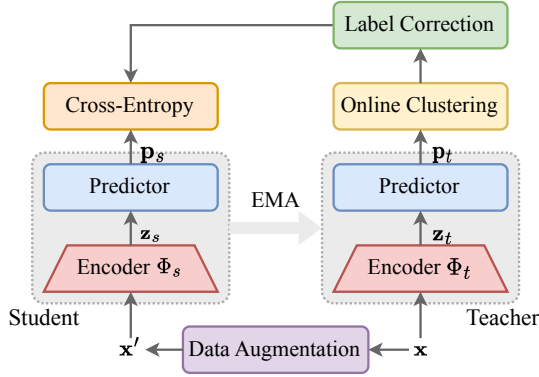


Fig. 1: The proposed self-supervised reflective learning (SSRL) method.

extracts reliable labels based on the neural network’s fitting ability during training. Han et al. [36] proposed using a Gaussian Mixture Model (GMM) to dynamically model loss distribution, distinguishing between reliable and unreliable labels, and correcting the unreliable ones using model predictions. Chen et al. [37] developed a method that coordinates information between audio and visual modalities through an “update by disagreement” strategy, improving pseudo label quality by leveraging inter-modal disagreements.

While these methods improve pseudo label quality, they typically require iterative training stages. The approach presented in this paper dynamically improves pseudo labels at each training epoch, eliminating the need for multiple training rounds and enhancing both efficiency and accuracy in speaker representation learning.

III. METHODS

This section introduces the SSRL approach, which aims to improve the two-stage unsupervised learning framework [6]. In the original framework, the first stage involves self-supervised representation learning to generate initial pseudo-labels, while the second stage iteratively refines these labels and discriminatively trains the network. Our paper enhances this process by bypassing the iterative refinement in the second stage with the SSRL method, while keeping the first stage unchanged. Figure 1 provides a visual representation of the proposed SSRL method, and Algorithm 1 details the complete procedure.

A. Self-supervised knowledge distillation

At the heart of our approach is the self-supervised knowledge distillation technique. Given an unlabeled dataset, the teacher network generates cluster assignments which guide the training of the student network. The teacher encoder, represented as $\Phi_t(\cdot)$, transforms the data sample \mathbf{x} into a D -dimensional feature representation $\mathbf{z}_t \in \mathbb{R}^D$:

$$\mathbf{z}_t = \Phi_t(\mathbf{x}) \quad (1)$$

Subsequently, a linear predictor, $h_t(\cdot)$, is employed to compute the probability distribution over K clusters via a softmax

operator. Let $p_t(k|\mathbf{x})$ denotes the posterior probability that the sample \mathbf{x} belongs to the k^{th} cluster, the vector \mathbf{p}_t aggregates these probabilities for all K clusters:

$$\mathbf{p}_t = \text{softmax}(h_t(\mathbf{z}_t)) = \text{softmax}(h_t \circ \Phi_t(\mathbf{x})) \quad (2)$$

where $p_t(k|\mathbf{x})$ is the k^{th} element of \mathbf{p}_t . An online clustering mechanism then extracts cluster assignments $y \in \{1, 2, \dots, K\}$ from \mathbf{p}_t for the training sample \mathbf{x} .

Following a parallel structure, the student encoder $\Phi_s(\cdot)$, coupled with the student predictor $h_s(\cdot)$ – analogous in architecture to the teacher – produce the feature \mathbf{z}_s and the class prediction \mathbf{p}_s from another view of the same input \mathbf{x}' . The student model’s training utilizes the cross-entropy loss, under the supervision of the pseudo label y derived from the teacher:

$$\mathcal{L} = -\frac{1}{N} \sum_{i=1}^N \log p_s(y_i|\mathbf{x}'_i) \quad (3)$$

where N represents the number of data samples in a training batch.

1) *Enhancing the student’s model capacity:* Drawing inspiration from the noisy student method in semi-supervised learning [23], our approach amplifies the student’s modeling capacity by imposing noise into the training samples during the student’s training iteration. Specifically, a short segment is extracted from the training utterance, followed by data augmentation techniques introducing background noise or convolutional reverberation to this segment. Consequently, the student model processes these augmented snippets. The teacher model, on the other hand, processes a longer clip of the same utterance in its unaltered form, promoting the generation of stable pseudo labels. Moreover, other deep neural network training strategies can further improve the student’s model capacity. For instance, employing dropout can mitigate the risk of overfitting to the imprecise pseudo labels [38]. Another approach involves the use of angular margin-based cross entropy [39] as a loss function, fostering the student model to capture a more discerning feature space.

2) *Teacher model update mechanism:* Traditional knowledge distillation typically employs a teacher network, trained with labeled data and possessing superior model capacity. However, under self-supervised settings, acquiring such a pre-trained teacher model is not feasible. We hypothesize that the student model’s capacity undergoes enhancement after each training cycle, courtesy of noisy student training. As such, an advanced teacher model can be obtained by ensembling student models from previous iterations. In specific terms, we employ an EMA technique on the student’s parameters to refine the teacher model [8], [10], [40]. Denoting the parameters of student encoder $\Phi_s(\cdot)$ as ϕ_s and the parameters of student predictor $h_s(\cdot)$ as ψ_s , the teacher’s parameters ϕ_t and ψ_t undergo an update as:

$$\begin{aligned} \phi_t &\leftarrow \lambda \phi_t + (1 - \lambda) \phi_s \\ \psi_t &\leftarrow \lambda \psi_t + (1 - \lambda) \psi_s \end{aligned} \quad (4)$$

where $\lambda \in [0, 1)$ serves as a momentum coefficient. Through the EMA update mechanism, the teacher consistently outperforms the student during the training process, thereby

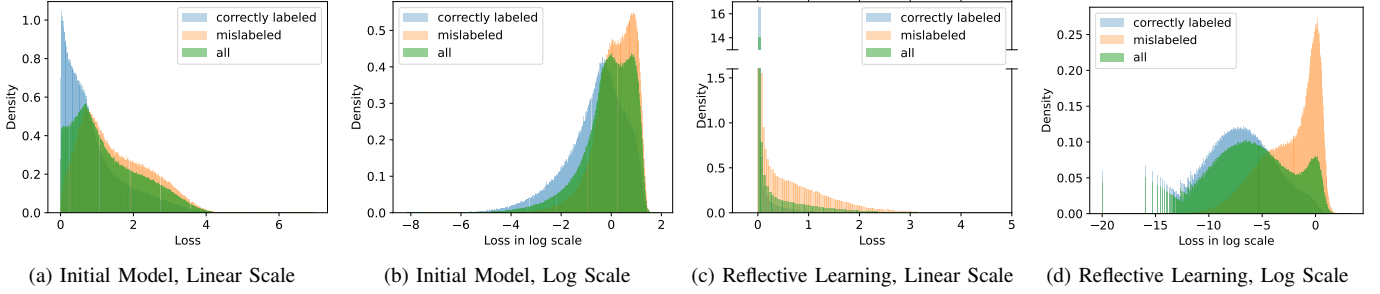


Fig. 2: Histogram of the cross entropy loss between the model’s prediction and the pseudo label. (a) and (b) produced by the model trained with the initial pseudo label without applying the proposed SSRL approach. (c) and (d) is produced by the teacher model after 30 epochs of SSRL.

facilitating the student’s learning by providing pseudo labels of higher quality.

B. Online clustering

In the cluster assignment task, the objective is to maximize the alignment of the cluster assignments $q(k|\mathbf{x}_i)$ with the predicted class probabilities $p_t(k|\mathbf{x}_i)$ provided by a teacher model, ensuring that each data point is assigned to the cluster where it best fits according to these predictions.

$$\begin{aligned} \max_q \frac{1}{N} \sum_{i=1}^N \sum_{k=1}^K q(k|\mathbf{x}_i) p_t(k|\mathbf{x}_i) \\ \text{subject to } \forall k : q(k|\mathbf{x}_i) \in \{0, 1\} \text{ and } \sum_{k=1}^K q(k|\mathbf{x}_i) = 1 \end{aligned} \quad (5)$$

To address this, we explore two online clustering methodologies:

1) *Direct maximum probability assignment*: The most intuitive method generates cluster assignment based on the highest predicted probability class from the teacher:

$$q(k|\mathbf{x}_i) = \delta \left(k - \arg \max_j p_t(j|\mathbf{x}_i) \right) \quad (6)$$

Essentially, each data sample is allocated to the cluster corresponding to the class that the teacher model is most confident in.

2) *Cluster assignment through optimal transport*: Drawing inspiration from SeLa [14], we introduce an added constraint to the objective in equation 5, ensuring that the N training samples are distributed evenly across the K clusters:

$$\begin{aligned} \max_q \frac{1}{N} \sum_{i=1}^N \sum_{k=1}^K q(k|\mathbf{x}_i) p_t(k|\mathbf{x}_i) \\ \text{subject to } \forall k : q(k|\mathbf{x}_i) \in \{0, 1\}, \sum_{i=1}^N q(k|\mathbf{x}_i) = \frac{N}{K} \end{aligned} \quad (7)$$

Such constraints ensure a distinct label for every data point and a uniform distribution of the N samples over the K classes, preventing identical pseudo labeling for all training samples.

Building on the perspective of SeLa [14], the optimization problem depicted in equation 7 can be mapped to an optimal

transport problem [41]. To understand this, let’s define P as the $K \times N$ matrix where $P_{ki} = \frac{1}{N} p_t(k|\mathbf{x}_i)$, and Q as the $K \times N$ matrix of assigned joint probabilities between a and b with $Q_{ki} = \frac{1}{N} q(k|\mathbf{x}_i)$. Following the notation in [41], Q can be conceptualized as an element of the transportation polytope:

$$U(\mathbf{r}, \mathbf{c}) := \{Q \in \mathbb{R}_+^{K \times N} | Q\mathbf{1} = \mathbf{r}, Q^T\mathbf{1} = \mathbf{c}\} \quad (8)$$

where $\mathbf{1}$ is the vector of all ones of appropriate dimension. Based on the given constraints, we get:

$$\mathbf{r} = \frac{1}{K} \cdot \mathbf{1}; \quad \mathbf{c} = \frac{1}{N} \cdot \mathbf{1} \quad (9)$$

Given matrices P and Q , the objective function in equation 7 can be recast as:

$$\frac{1}{N} \sum_{i=1}^N \sum_{k=1}^K q(k|\mathbf{x}_i) p_t(k|\mathbf{x}_i) = \langle Q, P \rangle \quad (10)$$

where $\langle \cdot \rangle$ is the Frobenius dot-product between two matrices. Consequently, equation 7 can be translated into an optimal transport problem between \mathbf{r} and \mathbf{c} with a cost of $-P$:

$$\min_{Q \in U(\mathbf{r}, \mathbf{c})} \langle Q, -P \rangle \quad (11)$$

To expedite the optimal transport solver, an entropic constraint was integrated into the classical optimal transport problem as introduced by Cuturi [41]. This regularization of the problem is defined by:

$$U_\alpha(\mathbf{r}, \mathbf{c}) := \{Q \in U(\mathbf{r}, \mathbf{c}) | \text{KL}(Q || \mathbf{r}\mathbf{c}^T) \leq \alpha\} \quad (12)$$

where KL represents the Kullback-Leibler divergence. Given the concavity of entropy, we have $U_\alpha(\mathbf{r}, \mathbf{c}) \subset U(\mathbf{r}, \mathbf{c})$. Consequently, the optimal transport problem (as shown in equation 11) is reframed as:

$$\min_{Q \in U_\alpha(\mathbf{r}, \mathbf{c})} \langle Q, -P \rangle \quad (13)$$

Introducing a Lagrange multiplier for the entropy constraint, we arrive at the dual optimization problem:

$$\min_{Q \in U(\mathbf{r}, \mathbf{c})} \langle Q, -P \rangle + \frac{1}{\lambda} \text{KL}(Q || \mathbf{r}\mathbf{c}^T) \quad (14)$$

From the Lagrangian of equation 14, we can express the minimizer of equation 14 as:

$$Q = \text{diag}(\mathbf{u}) e^{\lambda P} \text{diag}(\mathbf{v}) \quad (15)$$

In the equation, exponentiation is carried out element-wise. Additionally, \mathbf{u} and \mathbf{v} are two non-negative vectors that serve as scaling coefficients, ensuring the resulting matrix Q adheres to the probability matrix standards.

The Sinkhorn-Knopp algorithm is employed to determine the optimal Q . This algorithm iteratively adjusts the rows and columns of the matrix utilizing diagonal matrices until a convergence point is reached:

$$\forall k : \mathbf{u}_k \leftarrow \frac{\mathbf{r}_k}{[e^{\lambda P \mathbf{v}}]_k}; \quad \forall i : \mathbf{v}_i \leftarrow \frac{\mathbf{c}_i}{[\mathbf{u}^T e^{\lambda P}]_i} \quad (16)$$

To generate pseudo-labels using the Sinkhorn-Knopp algorithm, we employ a batched approach. Specifically, we accumulate the matrix P over M batches with batch size B , ensuring total number of training samples $N = M \times B$ is larger than the number of cluster K . Every M batches, we update the cluster assignments utilizing the Sinkhorn-Knopp algorithm. This method provides a computationally efficient way to handle large datasets, ensuring consistent and optimized pseudo-label assignments in line with the teacher’s predictions.

C. Pseudo label correction

To further refine the pseudo label generation process, we introduce a label correction mechanism employing a pseudo label queue. This queue retains a history of pseudo labels previously generated by the teacher model. With a predetermined fixed length L , the queue ensures consideration only of the most recent L predictions. To filter out sporadic or outlier predictions and cultivate a robust pseudo label, we employ a statistical mode evaluation of the labels within the queue. This ensures that the most frequently occurring label in the recent history is selected as the final pseudo label, thereby enhancing the reliability of the label assignment and mitigating the effects of transient erroneous predictions.

D. Noisy label modeling

To mitigate the challenges posed by noisy pseudo labels, our framework incorporates a strategy to model label noise [12]. An observation of DNNs is their inclination to prioritize correctly labeled samples over mislabeled ones. Consequently, mislabeled samples tend to incur greater loss values than those labeled correctly. Figure 2 shows an illustration of such behavior. Since the pseudo label is estimated in the self-supervised setting, we don’t have the ground truth references for the correct and incorrect labels. To estimate this noisy label information, we employ the Hungarian algorithm, mapping the pseudo labels to the ground truth labels. Figure 2 exhibit a bimodal distribution with two distinct peaks of the logarithmically scaled losses. By modeling this loss distribution, we can effectively segregate accurately labeled data from the mislabeled, which then aids in computing cleaner label probabilities for the training set.

To achieve this, we use a two-component GMM to model the logarithmically scaled losses generated by the teacher

model. Mathematically, the mixture model can be expressed as:

$$p(\ell_t) = \pi \cdot \mathcal{N}(\log(\ell_t); \mu_1, \sigma_1^2) + (1 - \pi) \cdot \mathcal{N}(\log(\ell_t); \mu_2, \sigma_2^2) \quad (17)$$

Here, ℓ_t represents the cross entropy loss between the teacher’s predictions and the pseudo labels. The term $p(\ell_t)$ represents the probability distribution of $\log(\ell_t)$. The coefficient π is the mixture weight, and $\mathcal{N}(\log(\ell_t); \mu, \sigma^2)$ is the Gaussian distribution parameterized by mean μ and variance σ^2 .

The GMM aids in distinguishing between the loss distributions of clean labels and those of noisy labels. After establishing this loss distribution model, a clean label probability is assigned to each training sample as:

$$p_{\text{clean}}(\ell_t) = \frac{\pi \cdot \mathcal{N}(\log(\ell_t); \mu_1, \sigma_1^2)}{p(\ell_t)} \quad (18)$$

Given that samples with clean labels yield lower losses, the Gaussian component $\mathcal{N}(\log(\ell_t); \mu_1, \sigma_1^2)$ associated with these samples has a smaller mean, i.e., $\mu_1 < \mu_2$. Utilizing the clean label probability, $p_{\text{clean}}(\ell_t)$, the final loss is adjusted, directing the model to give greater emphasis to samples deemed to have accurate labels:

$$\mathcal{L} = -\frac{1}{N} \sum_{i=1}^N p_{\text{clean}}(\ell_{t,i}) \log p_s(y_i | \mathbf{x}'_i) \quad (19)$$

Combining all the methods discussed above, algorithm 1 presents the complete procedure of the proposed SSRL method. Here, we apply the direct maximum probability assignment as the online clustering method. It can easily be extended to the optimal transport method.

IV. EXPERIMENTAL SETUPS

A. Data

The experiments are conducted on the VoxCeleb dataset [42], [43]. For model training, we use the development set of VoxCeleb 2, which contains 1,092,009 audio files from 5,994 speakers. While speaker identity labels are available, they are only used for experimental analysis and not for model training.

For evaluation, we report speaker verification results using three trial lists from the VoxCeleb 1 dataset as defined in [43]:

- VoxCeleb 1-O: The original trial list with 37,720 trials from 40 speakers.
- VoxCeleb 1-E: An extended trial list with 581,480 trials from 1,251 speakers.
- VoxCeleb 1-H: A hard trial list with 552,536 trials from 1,190 speakers, where all test pairs share the same language and gender.

B. Data Augmentation

Data augmentation is effective for deep speaker representation learning in both supervised learning [44] and contrastive self-supervised learning [45]–[47]. We utilized two primary strategies:

- Additive noise augmentation: The MUSAN dataset [48] was used as our noise source, adding ambient noise, musical sounds, and babble noise to our audio files.

Algorithm 1 Self-Supervised Reflective Learning (SSRL)

Require: Unlabeled dataset $\mathcal{D} = \{\mathbf{x}_i | i = 1, \dots, N\}$; Initial pseudo labels $\mathcal{Y} = \{y_i | i = 1, \dots, N\}$; Teacher encoder Φ_t with parameters ϕ_t ; Teacher predictor h_t with parameters ψ_t ; Student encoder Φ_s with parameters ϕ_s ; Student predictor h_s with parameters ψ_s

- 1: **procedure** REFLECTIVELEARNING(\mathcal{D}, \mathcal{Y})
- 2: Train student network (Φ_s and h_s) with dataset $\{\mathcal{D}, \mathcal{Y}\}$ for E_1 epochs
- 3: Initialize Φ_t with Φ_s and h_t with h_s
- 4: $Q_i \leftarrow \text{Queue}(\text{length} = L)$ \triangleright Initialize empty pseudo label queue for all samples
- 5: $p_{\text{clean}}(\ell_{t,i}) \leftarrow 1$ \triangleright Initialize clean label probability to 1 for all samples
- 6:
- 7: **for** epoch in 1 to E_2 **do**
- 8: **for** batch $\mathcal{B} = \{\mathbf{x}_i | i = 1, \dots, B\}$ in \mathcal{D} **do**
- 9: Crop a **short** segment for each training sample $\mathcal{B}_s = \{\mathbf{x}'_i\}$
- 10: Apply data augmentation to \mathcal{B}_s
- 11: $\mathbf{p}_{s,i} \leftarrow \text{softmax}(h_s \circ \Phi_s(\mathbf{x}'_i))$ \triangleright Student output
- 12: $\mathcal{L} \leftarrow -\frac{1}{B} \sum_{i=1}^B p_{\text{clean}}(\ell_{t,i}) \log p_s(y_i | \mathbf{x}'_i)$ \triangleright Training loss
- 13:
- 14: Crop a **long** segment for each training sample $\mathcal{B}_t = \{\tilde{\mathbf{x}}_i\}$
- 15: $\mathbf{p}_{t,i} \leftarrow \text{softmax}(h_t \circ \Phi_t(\tilde{\mathbf{x}}_i))$ \triangleright Teacher prediction
- 16: $y_i \leftarrow \text{clustering}(\mathbf{p}_{t,i})$ \triangleright Online clustering
- 17: Enqueue y_i to Q_i
- 18: $y_i \leftarrow \text{mode of labels in } Q_i$ \triangleright Label correction
- 19: $\ell_{t,i} \leftarrow -\log p_t(y_i | \tilde{\mathbf{x}}_i)$ \triangleright Cross entropy loss of teacher
- 20:
- 21: Update student parameters using gradients from \mathcal{L}
- 22: $\phi_t \leftarrow \lambda \phi_t + (1 - \lambda) \phi_s$ \triangleright EMA update of teacher encoder
- 23: $\psi_t \leftarrow \lambda \psi_t + (1 - \lambda) \psi_s$ \triangleright EMA update of teacher predictor
- 24: **end for**
- 25:
- 26: Fit $\{\log \ell_{t,i} | i = 1, \dots, N\}$ with a GMM \triangleright Noisy label modeling
- 27: Update $p_{\text{clean}}(\ell_{t,i})$ using GMM
- 28: **end for**
- 29: **end procedure**

Babble noise was generated by merging three to eight separate speech files from the MUSAN dataset, with signal-to-noise ratios (SNR) ranging from 0 to 20 dB.

- Convolutional reverberation noise augmentation: We used 40,000 simulated room impulse responses (RIR) from small to medium-sized rooms, as described in [49].

To maintain variability during training, we applied on-the-fly data augmentation. In SSRL training, the student network was trained with two-thirds of the data augmented utterances, while the teacher network used unaltered speech data.

C. Implementation details: ResNet

We first evaluate our proposed SSRL method using same network architecture as our previous research on two-stage framework [6], [7].

1) *First stage: contrastive learning*: For the ResNet-based model, we use contrastive self-supervised learning [47] on audio data to learn speaker representations as described in [7]. During DNN training, audio waveforms are transformed into logarithmic Mel-spectrograms with 40 Mel filters. For net-

work architecture, hyperparameters, and other training details, readers can refer to [7].

Initial pseudo labels for the training dataset are generated using k-means clustering on speaker embeddings from contrastive self-supervised learning. The number of clusters is set at 8,000.

2) *Second stage: SSRL*: In the second stage, we apply SSRL to replace the iterative process in the two-stage framework. Following [7], this stage doubles the feature map channels of ResNet and extracts logarithmic Mel-spectrograms with 80 Mel filters.

The ResNet-based speaker embedding network is trained for 55 epochs with a batch size of 512 using the Adam optimizer and initial pseudo labels. A cosine annealing scheduler adjusts the learning rate from $1e-3$ to $1e-5$, including a 5-epoch warm-up phase. Once convergence is achieved, SSRL refines the pseudo labels and further shapes the speaker embedding space.

During the SSRL phase, audio waveforms are cropped to 2 seconds for the student model and 6 seconds for the teacher model. The student network is trained for 100 epochs using the Adam optimizer, with the learning rate scheduled via cosine

TABLE I: Comparison of two self-supervised pretrained models. EER is evaluated on VoxCeleb 1-O; labeling metrics are based on k-means clustering with 8,000 clusters.

Pretrained Method	Network Architecture	#Parameters	EER	NMI	Accuracy	Purity
CSL	ResNet	1.37M	8.86%	0.7744	36.87%	55.32%
DINO	ECAPA-TDNN	63.65M ¹	2.94%	0.9319	65.26%	88.52%

annealing from $5e-4$ to $1e-5$. The loss function used is cross entropy. The pseudo label queue length is set to 5 unless stated otherwise. The EMA momentum parameter, denoted as λ in equation 4, linearly increases from 0.999 to 0.9999 during SSRL training.

D. Implementation details: ECAPA-TDNN

To compare the proposed SSRL method with other studies, we also adopt the ECAPA-TDNN-based speaker embedding network as an alternative backbone.

1) *First stage: DINO*: To test our proposed SSRL in a more robust start point, we pretrain a ECAPA-TDNN speaker embedding network [50] with DINO [10] and use it as the first stage model.

Following the structure in [2], the ECAPA-TDNN network has channels sequenced as 1024, 1024, 1024, 1024, and 3072 across the initial TDNN layer and four TDNN blocks. After the ECAPA-TDNN encoder, we use attentive statistical pooling followed by a 512-dimensional fully connected layer for speaker embeddings.

The DINO projection head includes four fully connected layers with hidden dimensions of 2048, 2048, 8192, and 256, ending with a 65536-dimensional weight-normalized fully connected layer. We employ multi-crop data augmentation, giving the EMA teacher two 4-second data-augmented views and the student four 2-second data-augmented views for each training sample, applied to 80% of the training data.

The DINO pretraining uses a stochastic gradient descent (SGD) optimizer over 100 epochs, with a cosine annealing scheduler modulating the learning rate from 0.2 to $1e-5$, including a 10-epoch warm-up phase. The temperature hyperparameters for cross-entropy are set to 0.04 for the teacher and 0.1 for the student. For more detailed training procedures, refer to [10] and [2].

The comparison of the two pretrained models (from stage 1 of self-supervised representation learning in the two-stage unsupervised framework) used in this work can be found in table I.

2) *Second stage: iterative training*: For comparison with the proposed SSRL method, we perform iterative training as described in the second stage of the two-stage framework for ECAPA-TDNN.

To avoid initializing from random parameters, we initialize the network’s parameters from those of the previous training

¹The ECAPA-TDNN encoder has a total of 22.73 million parameters. The DINO projection head contains 40.92 million parameters. The projection head is only used during DINO training; speaker embeddings are extracted from the output of the ECAPA-TDNN encoder.

round, with the final linear layer’s parameters initialized using the K-means centers. For the initial training round, the model is initialized with DINO pretrained parameters.

Each training round employs the Adam optimizer with a batch size of 480, and the learning rate is managed by a cosine annealing scheduler, transitioning from $1e-4$ to $1e-5$ over 40 epochs. Pseudo labels are generated by applying K-means clustering to the speaker embeddings from the previous training round, targeting 8000 clusters.

3) *Second stage: SSRL*: In ResNet-based SSRL training, we first fit the student network on the initial pseudo labels for 55 epochs before applying SSRL.

For the ECAPA-TDNN model, we directly initialize the student network using the DINO-pretrained parameters and apply SSRL. The predictor, a single linear layer, has its weight initialized with the 8,000 K-means cluster centers, and the biases are set to zero. The training batch size for the ECAPA-TDNN model is 480, and other training configurations for SSRL remain the same as those for the ResNet-based pipeline.

For the training objective, besides cross-entropy loss, we also train another ECAPA-TDNN with SSRL using the additive angular margin (AAM) loss [39] to further increase the model’s capacity. The margin for AAM loss is set to 0.2, and the scaling factor is set to 32.

E. Evaluation metric

1) *Speaker verification evaluation*: We assess the effectiveness of speaker verification systems by measuring the equal error rate (EER) and the minimum detection cost (minDCF) [51]. For the detection cost function, we configure the parameters as $C_{\text{Miss}} = 1$, $C_{\text{FA}} = 1$, and $P_{\text{Target}} = 0.05$.

2) *Clustering evaluation*: To evaluate clustering quality, we use three metrics as outlined in [52] and [7]:

- Normalized mutual information (NMI): This metric measures the agreement between our clustering and the true data grouping, providing a score between 0 and 1, where 0 indicates no match and 1 indicates a perfect match.
- Clustering accuracy: We evaluate accuracy by comparing pseudo labels to ground truth labels, using the Hungarian algorithm [53] to establish label correspondence.
- Mean maximal purity per cluster: This metric assesses the semantic purity of each pseudo cluster in comparison to the ground truth labels:

$$\text{purity} = \frac{1}{K} \sum_{k \in K} \max(p(y|\hat{y} = k)) \quad (20)$$

where K is the number of pseudo clusters, \hat{y} represents a pseudo cluster and $p(y|\hat{y} = k)$ is the distribution of ground-truth labels within pseudo cluster k .

V. EXPERIMENTAL RESULTS

This section evaluates the proposed SSRL’s efficacy in speaker verification and the robustness of its pseudo-labeling. We also investigates the contributions of different individual components in the proposed SSRL method.

TABLE II: ResNet results: speaker verification performance (minDCF and EER[%]) on VoxCeleb 1 test trials.

Model		VoxCeleb 1-O		VoxCeleb 1-E		VoxCeleb 1-H	
		minDCF	EER	minDCF	EER	minDCF	EER
Supervised		0.097	1.51	0.102	1.59	0.178	3.00
Two-Stage Framework [7]	CSL (Stage 1)	0.508	8.86	0.570	10.15	0.710	16.20
	Round 1	0.257	3.64	0.299	4.11	0.459	7.68
	Round 2	0.214	2.99	0.234	3.41	0.362	6.25
	Round 3	0.190	2.93	0.214	3.23	0.334	5.85
	Round 4	0.184	2.85	0.202	3.16	0.314	5.54
Round 5	0.173	2.74	0.201	3.08	0.311	5.48	
SSRL (one round)		0.163	2.39	0.183	2.63	0.285	4.74

TABLE III: ECAPA-TDNN results: Speaker verification performance (minDCF and EER[%]) on VoxCeleb 1 test trials.

Model		VoxCeleb 1-O		VoxCeleb 1-E		VoxCeleb 1-H	
		minDCF	EER	minDCF	EER	minDCF	EER
Supervised		0.143	1.88	0.136	1.98	0.237	3.96
Supervised + AAM		0.075	0.99	0.081	1.22	0.144	2.35
Two-Stage Framework	DINO (Stage 1)	0.202	2.94	0.218	3.05	0.364	5.88
	Round 1	0.181	2.49	0.183	2.73	0.288	5.01
	Round 2	0.174	2.34	0.180	2.66	0.282	4.90
Round 3	0.177	2.28	0.184	2.70	0.288	4.95	
SSRL (one round)		0.131	1.77	0.127	1.85	0.217	3.59
SSRL (one round) + AAM		0.101	1.25	0.098	1.47	0.174	2.86

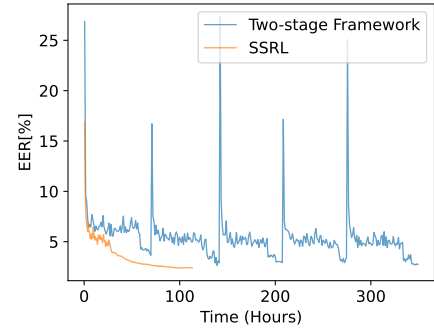
A. Speaker verification performance

1) *Comparing SSRL with the two-stage unsupervised framework:* The primary objective of our experiments is to compare the two-stage unsupervised framework with the proposed SSRL methodology. Table II shows that the SSRL-trained ResNet model achieves an EER of 2.39% on the VoxCeleb 1-O trial in just one iteration. This surpasses the performance of the fifth-round model in the two-stage unsupervised framework, which records an EER of 2.74%.

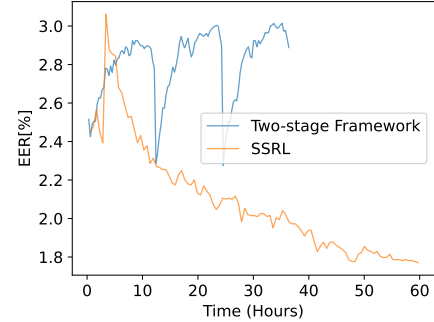
Similarly, for the ECAPA-TDNN model in table III, the SSRL method demonstrates superior performance with an EER of 1.77% in one training round compared to the 2.28% EER from the third-round model in the two-stage framework. The integration of AAM loss in SSRL suggests even more potential, with projected EER dropping to 1.25%.

The superiority of SSRL over the two-stage framework can be ascribed to its robust pseudo-labeling mechanism. Unlike the two-stage framework which employs static pseudo labels for a whole training round, SSRL benefits from dynamically updated labels via self-supervised knowledge distillation and online clustering. This continuous refinement ensures the student model always benefits from the latest supervision signals, eliminating the ‘stale’ label problem observed in the two-stage framework. Furthermore, SSRL’s incorporation of a pseudo label queue and noisy label modeling techniques further improve the reliability and robustness of the pseudo labels, enhancing overall model performance.

2) *Efficiency of the SSRL approach:* Unlike the iterative two-stage framework which requires multiple training cycles, SSRL introduces a more streamlined approach. This eliminates the need for such iterations, leading to improve efficiency. This



(a) ResNet-based pipeline



(b) ECAPA-TDNN-based pipeline

Fig. 3: A comparison of the training time against EER for both the two-stage unsupervised framework and the proposed SSRL method.

is illustrated in figure 3, which contrasts the training time with the EER for both the two-stage unsupervised framework and the SSRL method.²

For the ResNet-based pipeline, it is apparent from the visualization that SSRL achieves quicker convergence and boasts a more favorable EER than its counterpart. Such distinct advantages shows the significant potential of SSRL in practical applications, especially in situations where training duration and computational resource constraints are of crucial considerations.

For the ECAPA-TDNN-based pipeline, the model does not appear to converge and suffers from overfitting during each training round in the two-stage framework. During each training round, the verification performance (EER) exhibits minimal improvement but quickly deteriorates due to overfitting. This phenomenon can be attributed to the fact that we initialize the network’s parameters from those of the previous training round, and the parameters of the final linear layer are initialized from the k-means centers. Consequently, the network can rapidly fit the data during the initial epochs. Because the training approach in the two-stage framework is susceptible to overfitting, we decided to halt the training at the third round. This overfitting pattern suggests that with a supe-

²All models are trained on two NVIDIA GeForce RTX 3090 GPUs. The estimated training time focuses solely on ideal conditions, accounting only for the forward and backward propagation time (model training time of a single batch). It excludes time allocations for data loading, preprocessing pipeline, model validations, and procedures like k-means clustering and GMM modeling. These processes, being brief in nature, are considered negligible.

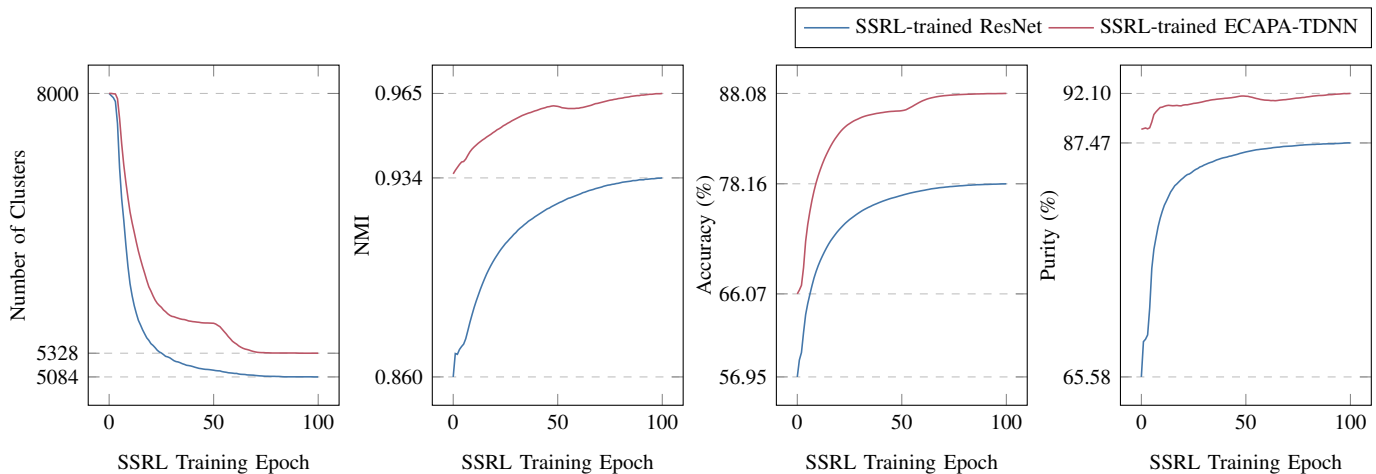


Fig. 4: Evolution of pseudo labeling across training epochs during the SSRL training phase.

TABLE IV: Comparison of the proposed SSRL method with two-stage framework variants. EERs [%] from VoxCeleb 1-O test trial; all models use ECAPA-TDNN. ‘Filter’ denotes mislabeled sample filtering, ‘LC’ for label correction.

Method	Loss	Filter	LC	Other	#Rounds	Stage 1 EER	EER
Thienpondt <i>et al.</i> [32]	AAM	-	-	-	7	7.3	2.1
Mun <i>et al.</i> [54]	AAM	-	-	score norm	5	3.65	1.66
Tao <i>et al.</i> [35]	AAM	✓	-	-	5	7.36	1.66
Han <i>et al.</i> [36]	AAM	✓	✓	-	5	6.16	1.47
Tao <i>et al.</i> [34]	AAM	-	-	audio-visual	≥2	2.89	1.44
Chen <i>et al.</i> [37]	AAM	-	-	audio-visual	7	7.16	1.27
Chen <i>et al.</i> [55]	AAM	-	✓	WavLM	5	-	1.25
SSRL (proposed)	CE	-	✓	-	1	2.94	1.77
SSRL (proposed)	AAM	-	✓	-	1	2.94	1.25

rior starting point (the DINO pretrained model), the two-stage iterative framework cannot substantially enhance performance. Conversely, our proposed SSRL method dynamically adjusts clustering, leading to further performance improvements even when starting with a relatively well-pretrained model.

3) *Comparative analysis with other two-stage framework variants*: In Table IV, the performance of the proposed SSRL method is compared with various two-stage framework variants, all leveraging the ECAPA-TDNN model. A remarkable observation is the efficiency and efficacy of SSRL when trained with the AAM loss: it surpasses all other methods, achieving superior performance within a single training round.

Two comparisons deserve special mention. First, when contrasted with the work of Chen *et al.* [37] – which incorporates an additional visual modality during training – our SSRL method delivers performance on par, even though it relies exclusively on audio information. Secondly, another variant from Chen *et al.* [55] makes use of a subset of WavLM, a large self-supervised speech model trained on extensive data, for feature extraction. Our SSRL approach, devoid of any large-scale pre-trained model, emerges with a similar performance.

While our results are promising, it’s worth noting the advantageous starting point for the SSRL method. In the

TABLE V: Pseudo labeling performance on training data.

Model	Method	#Clusters	NMI	Accuracy	Purity
ResNet	Two-stage round 5	6000	0.9230	68.93%	83.50%
	SSRL	8000→5085	0.9333	78.12%	87.42%
ECAPA	Two-stage round 3	8000	0.9333	64.83%	89.35%
	SSRL	8000→5328	0.9651	88.08%	92.10%

initial training round (DINO pretraining), our method already manifests a competitive EER of 2.9%. This advantageous initialization may contribute to superior results in subsequent SSRL training. Acknowledging this, it further underscores the strength and efficiency of the SSRL approach: even with this head start, the improvements seen in just one single training round are noteworthy.

B. Pseudo labeling performance

Table V details the pseudo labeling performance of the ResNet and ECAPA models on the training data. The SSRL method consistently shows superior metrics across both model architectures. For instance, with the ResNet model, the SSRL technique achieved an accuracy of 78.12% compared to the 68.93% from the two-stage method in its fifth round. This superior performance can be attributed to the online clustering achieved through self-supervised knowledge distillation, coupled with additional strategies to enhance the quality of pseudo labels.

In Figure 4, the evolution of pseudo labeling throughout the training epochs using the SSRL method is depicted. As observed, during the SSRL training process, there’s a consistent reduction in the number of clusters across epochs until a stable count is reached. For the ResNet-based SSRL, this stable number is 5084, whereas for the ECAPA-TDNN-based SSRL, it’s 5328. For reference, the training data contains a total of 5994 speakers. These observations indicate that the SSRL method is adept at filtering out pseudo clusters that have lower confidence, thereby progressively optimizing the labeling performance. Moreover, metrics such as NMI, accuracy, and maximal purity per cluster show that with

TABLE VI: Performance comparison of the SSRL approach with different component configurations. K represents the converged number of clusters. The actual cluster counts is 5994.

Online Clustering	EMA	Label Queue	p_{clean}	Verification EER[%]			Pseudo Labeling			
				Vox1-O	Vox1-E	Vox1-H	NMI	Acc	Purity	K
argmax	✓	✓	✓	2.39	2.63	4.74	0.9333	78.12%	87.42%	5085
argmax	✗	✓	✓	2.48	2.97	5.31	0.9261	77.23%	87.76%	4943
argmax	✓	✗	✓	2.51	2.68	4.82	0.9297	77.31%	86.96%	4801
argmax	✓	✓	✗	2.76	2.94	5.29	0.9300	75.55%	86.55%	6152
argmax	✗	✗	✗	5.19	6.52	11.73	0.8567	66.88%	90.64%	4306
Sinkhorn	✓	✓	✓	2.41	2.57	4.61	0.9402	79.26%	84.45%	5974

each passing epoch, the SSRL-trained models fine-tune their performance, reflecting continuous improvement.

C. Ablation study

The SSRL approach employs a sophisticated blend of components designed to enhance the model’s understanding and performance on the unlabeled dataset. To inspect the contributions of these components, we conduct ablation studies on the ResNet-based SSRL, shown in table VI.

1) *Speaker verification performance analysis:* When the EMA update for the teacher model is integrated into SSRL, we observe a robust enhancement in speaker verification performance. EERs of 2.39%, 2.63%, and 4.74% across the VoxCeleb test trials prove its efficacy. In contrast, the model without the EMA update results in EERs escalating to 2.48%, 2.97%, and 5.31%, respectively – a relative surge of up to 12%. This empirical evidence accentuates the integral role the EMA plays in fortifying speaker verification.

Furthermore, the pseudo label queue further improves the SSRL model. Its integration not only amplifies speaker verification capabilities but also buffers against potential pitfalls associated with pseudo labeling.

Notably, introduction of noisy label modeling with p_{clean} provides an additional layer of refinement to the SSRL approach. By guiding predictions towards cleaner samples, this mechanism mitigates the challenges associated with noisy label updates. A degradation in speaker verification performance is observed in the absence of noisy label modeling, with EER increase to 2.76%, 2.94%, and 5.29% across the test trials.

Additionally, we evaluated a simplified version of SSRL. This variant, devoid of the EMA updates, pseudo label queue, and noisy label modeling, preserves only the noisy student training strategy. As observed in table VI, this simplified version undergoes a significant performance drop, registering an EER that is approximately 117% higher than the full SSRL approach on VoxCeleb 1-O test trial. In fact, this simplified SSRL had difficulty converging. These observations underscore the collective significance of the various components in achieving optimal performance with SSRL.

2) *Pseudo labeling analysis:* The dynamism inherent in the online clustering mechanism deserves mention. Through SSRL’s online clustering, certain clusters are filtered out or merged as training progresses, thereby stabilizing the number of clusters towards the conclusion. Referring to table VI, the full version of SSRL, equipped with the EMA update, pseudo label queue, and noisy label modeling, has a converged cluster

TABLE VII: Performance comparison of the SSRL approach with different pseudo label queue length L . K represents the converged number of clusters.

L	Verification EER[%]			Pseudo Labeling			
	Vox1-O	Vox1-E	Vox1-H	NMI	Acc	Purity	K
1 ³	2.51	2.68	4.82	0.9297	77.31%	86.96%	4801
5	2.39	2.63	4.74	0.9333	78.12%	87.42%	5085
10	2.45	2.65	4.79	0.9322	77.58%	87.31%	5320
20	2.56	2.73	4.93	0.9296	76.87%	86.97%	5485

count of 5085. However, models without either the EMA update or the pseudo label queue end with smaller cluster counts, registering at 4943 and 4801, respectively. This observation indicates that the EMA update and pseudo label queue jointly act as regularizers for pseudo cluster prediction, fostering stability throughout the training epochs, thus preventing the cluster counts shrink too quickly. Specifically, the pseudo label queue serves as a buffer against erratic predictions, enhancing stability and minimizing outliers, while the EMA component ensures that the network remains consistent in its cluster assignment predictions.

Conversely, the noisy label modeling approach appears to have an opposing effect on the converged cluster count compared to the EMA update and pseudo label queue. Excluding noisy label modeling culminates in an increased cluster count of 6152. This suggests that noisy label modeling prioritizes predictions for more confident clusters, diminishing those with less confidence, which consequently reduces the overall cluster count.

3) *Direct maximum probability versus Sinkhorn-based online clustering:* To investigate the impact of different online clustering techniques, we evaluated two approaches: direct maximum probability assignment and cluster assignment through optimal transport.

In terms of speaker verification, both methods prove efficacious, achieving comparable EERs across test trials. On VoxCeleb 1-E and VoxCeleb 1-H, the Sinkhorn approach registers marginal improvements with EERs of 2.57% and 4.61% compared to 2.63% and 4.74% using direct assignment. This suggests that the two techniques are largely comparable in enhancing speaker verification capabilities.

Regarding pseudo labeling, the Sinkhorn method manifests an edge, garnering superior metrics of clustering accuracy (79.26% vs 78.12%) and NMI (0.9402 vs 0.9333). This

³Label queue method is disabled when label queue length $L = 1$.

TABLE VIII: Performance comparison of the SSRL approach using varying numbers of clusters for the initial pseudo labels. K_{init} denotes the initial number of clusters; $K_{\text{converged}}$ indicates the number of clusters upon convergence. The arrow illustrates the transition from the model trained with the fixed initial clustering for 50 epochs to the converged SSRL.

K_{init}	Verification EER[%]			Pseudo Labeling			
	Vox1-O	Vox1-E	Vox1-H	NMI	Acc	Purity	$K_{\text{converged}}$
1,000 ⁴	ζ 5.98 6.73	ζ 6.51 7.70	ζ 11.87 13.93	ζ 0.6189 0.6658	ζ 19.84% 21.84%	ζ 21.58% 45.58%	714
8,000	ζ 4.05 2.39	ζ 4.61 2.63	ζ 8.58 4.74	ζ 0.7744 0.9333	ζ 36.87% 78.12%	ζ 55.32% 87.42%	5,085
20,000	ζ 3.94 3.03	ζ 4.29 2.92	ζ 7.88 5.21	ζ 0.8114 0.9356	ζ 27.68% 73.35%	ζ 68.21% 92.66%	9,956

indicates an enhanced capacity for accurate pseudo label generation using the optimal transport approach. Inspecting the converged number of clusters, Sinkhorn retains more clusters upon convergence at 5974, contrasted with 5085 using direct assignment. This aligns with the constraint in the Sinkhorn algorithm to distribute samples evenly across clusters. Conversely, the direct assignment aggressively merges smaller, outlier clusters. In summary, both online clustering techniques prove effective and validate the online clustering mechanism’s efficacy in SSRL.

4) *Impact of pseudo label queue length L* : Table VII shows the impact of pseudo label queue length L on the model’s performance. The pseudo label queue filters transient inconsistencies, and ensuring continuity in predicted pseudo labels across training epochs. An observation is the marginal degradation in performance as L increases beyond a certain threshold. With $L = 1$, essentially indicating no pseudo label queue, the verification EER on VoxCeleb 1-O test trial is 2.51% and the converged number of clusters K stands at 4801. Increasing L to 5 yields a better EER of 2.39% and a higher K of 5084. Further increments in L to 10 and 20, however, show worse EERs and expanding K s. This trend suggests an optimal range for L where the benefits of temporal stabilization maximize. An excessively long queue might integrate older, potentially less relevant pseudo labels, causing slight deteriorations in performance. This observation aligns with the inherent trade-off: while having some history aids in stabilization, overly long histories might dilute the recent advancements the model has achieved.

5) *Interplay of initial cluster count*: Table VIII shows the interplay between the initial cluster count K_{init} and the SSRL approach’s performance. An overly conservative choice for K_{init} (e.g., 1,000) seems to restrict the model’s ability to capture the data’s inherent diversity, leading to suboptimal results. In contrast, an overly aggressive K_{init} (e.g., 20,000) does allow for improved pseudo labeling metrics, but doesn’t necessarily translate to the best verification EER. In summary, the choice of K_{init} is crucial. It acts as a balance between providing enough granularity for capturing data diversity and ensuring the model remains focused on meaningful clusters.

⁴When trained with an initial cluster count of 1,000, the model could not converge, so we stopped the training after 50 epochs of SSRL.

VI. CONCLUSION

This paper introduces self-supervised reflective learning (SSRL), a novel paradigm for unsupervised speaker representation learning. SSRL streamlines existing two-stage iterative frameworks by integrating self-supervised knowledge distillation with online clustering. A teacher model continually refines pseudo labels through clustering, providing dynamic supervision to train the student model. The method also employs techniques like label correction and noisy label modeling to further improve pseudo label quality.

Our experiments demonstrate SSRL’s superiority over current two-stage iterative approaches. On VoxCeleb 1 test trials, SSRL surpasses the performance of a 5-round iterative method in just a single training round. Ablation studies validate the contributions of key components like noisy label modeling, pseudo label queues, and EMA teacher updates. Moreover, the consistent improvement in pseudo labeling throughout the training phase, coupled with the convergence of cluster count, reaffirms SSRL’s prowess in deciphering pertinent clusters within unlabeled data.

This work marks a pivotal advancement in efficient and accurate speaker representation learning. By combining self-supervised distillation and online clustering, SSRL eliminates previous iterative bottlenecks. The reflective learning paradigm introduces new horizons for developing scalable, unsupervised systems. Future work should assess SSRL on larger datasets and expand hyperparameter optimizations. Integrating SSRL into end-to-end pipelines is another research direction.

REFERENCES

- [1] Z. Chen, S. Chen, Y. Wu, Y. Qian, C. Wang, S. Liu, Y. Qian, and M. Zeng, “Large-Scale Self-Supervised Speech Representation Learning for Automatic Speaker Verification,” in *Proceeding of ICASSP*, 2022, pp. 6147–6151.
- [2] Y. Chen, S. Zheng, H. Wang, L. Cheng, and Q. Chen, “Pushing the Limits of Self-Supervised Speaker Verification Using Regularized Distillation Framework,” in *Proceeding of ICASSP*, 2023, pp. 1–5.
- [3] Y. Tu, M.-W. Mak, and J.-T. Chien, “Contrastive Self-Supervised Speaker Embedding with Sequential Disentanglement,” *IEEE/ACM Transactions on Audio, Speech, and Language Processing*, 2024.
- [4] Y. Liu, L.-F. Wei, C.-F. Zhang, T.-H. Zhang, S.-L. Chen, and X.-C. Yin, “Self-Supervised Contrastive Speaker Verification with Nearest Neighbor Positive Instances,” *Pattern Recognition Letters*, vol. 173, pp. 17–22, 2023.
- [5] Z. Zhou, H. Yang, and T. Shinozaki, “Self-Supervised Speaker Verification with Adaptive Threshold and Hierarchical Training,” in *Proceeding of ICASSP*, 2024, pp. 12 141–12 145.

- [6] D. Cai, W. Wang, and M. Li, "An Iterative Framework for Self-Supervised Deep Speaker Representation Learning," in *Proceeding of ICASSP*, 2021, pp. 6728–6732.
- [7] —, "Incorporating Visual Information in Audio Based Self-Supervised Speaker Recognition," *IEEE/ACM Transactions on Audio, Speech, and Language Processing*, vol. 30, pp. 1422–1435, 2022.
- [8] J.-B. Grill, F. Strub, F. Altché, C. Tallec, P. Richemond, E. Buchatskaya, C. Doersch, B. Avila Pires, Z. Guo, M. Gheshlaghi Azar *et al.*, "Bootstrap Your Own Latent: A New Approach to Self-Supervised Learning," *NeurIPS*, vol. 33, pp. 21 271–21 284, 2020.
- [9] X. Chen and K. He, "Exploring Simple Siamese Representation Learning," in *Proceedings of CVPR*, 2021, pp. 15 750–15 758.
- [10] M. Caron, H. Touvron, I. Misra, H. Jégou, J. Mairal, P. Bojanowski, and A. Joulin, "Emerging Properties in Self-supervised Vision Transformers," in *Proceedings of ICCV*, 2021, pp. 9650–9660.
- [11] G. Hinton, O. Vinyals, and J. Dean, "Distilling the Knowledge in a Neural Network," in *NeurIPS Deep Learning and Representation Learning Workshop*, 2015.
- [12] E. Arazo, D. Ortego, P. Albert, N. E. O'Connor, and K. McGuinness, "Unsupervised Label Noise Modeling and Loss Correction," in *Proceedings of the International Conference on Machine Learning*, 2019.
- [13] M. Caron, P. Bojanowski, A. Joulin, and M. Douze, "Deep Clustering for Unsupervised Learning of Visual Features," in *Proceedings of ECCV*, 2018.
- [14] Y. M. Asano, C. Rupprecht, and A. Vedaldi, "Self-Labeling Via Simultaneous Clustering and Representation Learning," in *ICLR*, 2020.
- [15] J. Li, P. Zhou, C. Xiong, and S. C. H. Hoi, "Prototypical Contrastive Learning of Unsupervised Representations," in *ICLR*, 2021.
- [16] X. Zhan, J. Xie, Z. Liu, Y.-S. Ong, and C. C. Loy, "Online Deep Clustering for Unsupervised Representation Learning," in *Proceedings of CVPR*, 2020, pp. 6687–6696.
- [17] X. Zhu and A. B. Goldberg, *Introduction to Semi-Supervised Learning*. Springer Nature, 2022.
- [18] X. Yang, Z. Song, I. King, and Z. Xu, "A Survey on Deep Semi-Supervised Learning," *IEEE Transactions on Knowledge and Data Engineering*, vol. 35, no. 9, pp. 8934–8954, 2023.
- [19] M.-R. Amini, V. Feofanov, L. Pauletto, E. Devijver, and Y. Maximov, "Self-training: A survey," *arXiv:2202.12040*, 2022.
- [20] Z. Ke, D. Wang, Q. Yan, J. Ren, and R. W. Lau, "Dual student: Breaking the Limits of the Teacher in Semi-supervised Learning," in *Proceedings of CVPR*, 2019, pp. 6728–6736.
- [21] K. Sohn, D. Berthelot, N. Carlini, Z. Zhang, H. Zhang, C. A. Raffel, E. D. Cubuk, A. Kurakin, and C.-L. Li, "Fixmatch: Simplifying Semi-supervised Learning with Consistency and Confidence," *NeurIPS*, vol. 33, pp. 596–608, 2020.
- [22] X. Chen, Y. Yuan, G. Zeng, and J. Wang, "Semi-supervised Semantic Segmentation with Cross Pseudo Supervision," in *Proceedings of CVPR*, 2021, pp. 2613–2622.
- [23] Q. Xie, M.-T. Luong, E. Hovy, and Q. V. Le, "Self-training with Noisy Student improves ImageNet Classification," in *Proceedings of CVPR*, 2020, pp. 10 687–10 698.
- [24] P. P. Busto, A. Iqbal, and J. Gall, "Open Set Domain Adaptation for Image and Action Recognition," *IEEE Transactions on Pattern Analysis and Machine Intelligence*, vol. 42, no. 2, pp. 413–429, 2018.
- [25] G. French, M. Mackiewicz, and M. Fisher, "Self-ensembling for Visual Domain Adaptation," in *ICLR*, 2018.
- [26] Y. Zou, Z. Yu, X. Liu, B. Kumar, and J. Wang, "Confidence Regularized Self-training," in *Proceedings of CVPR*, 2019, pp. 5982–5991.
- [27] Y. Zou, Z. Yu, B. Kumar, and J. Wang, "Unsupervised Domain Adaptation for Semantic Segmentation via Class-balanced Self-training," in *Proceedings of ECCV*, 2018, pp. 289–305.
- [28] A. Tarvainen and H. Valpola, "Mean Teachers are Better Role Models: Weight-Averaged Consistency Targets Improve Semi-supervised Deep Learning Results," *NeurIPS*, vol. 30, 2017.
- [29] S. Laine and T. Aila, "Temporal Ensembling for Semi-Supervised Learning," in *ICLR*, 2016.
- [30] S. Qiao, W. Shen, Z. Zhang, B. Wang, and A. Yuille, "Deep Co-training for Semi-supervised Image Recognition," in *Proceedings of ECCV*, 2018, pp. 135–152.
- [31] W. Dong-DongChen and Z. WeiGao, "Tri-net for Semi-supervised Deep Learning," in *Proceeding of IJCAI*, 2018, pp. 2014–2020.
- [32] J. Thienpondt, B. Desplanques, and K. Demuynck, "The IDLAB Vox-Celeb Speaker Recognition Challenge 2020 System Description," in *VoxSRC workshop*, 2020.
- [33] B. Han, Z. Chen, and Y. Qian, "Self-Supervised Learning With Cluster-Aware-DINO for High-Performance Robust Speaker Verification," *IEEE/ACM Transactions on Audio, Speech, and Language Processing*, vol. 32, pp. 529–541, 2024.
- [34] R. Tao, K. A. Lee, R. K. Das, V. Hautamäki, and H. Li, "Self-Supervised Training of Speaker Encoder with Multi-Modal Diverse Positive Pairs," *IEEE/ACM Transactions on Audio, Speech, and Language Processing*, vol. 31, pp. 1706–1719, 2023.
- [35] —, "Self-Supervised Speaker Recognition with Loss-Gated Learning," in *Proceeding of ICASSP*, 2022, pp. 6142–6146.
- [36] B. Han, Z. Chen, and Y. Qian, "Self-Supervised Speaker Verification Using Dynamic Loss-Gate and Label Correction," in *Proceeding of Interspeech*, 2022, pp. 4780–4784.
- [37] H. Chen, H. Zhang, L. Wang, K. A. Lee, M. Liu, and J. Dang, "Self-Supervised Audio-Visual Speaker Representation with Co-Meta Learning," in *Proceeding of ICASSP*, 2023, pp. 1–5.
- [38] N. Srivastava, G. Hinton, A. Krizhevsky, I. Sutskever, and R. Salakhutdinov, "Dropout: A Simple Way to Prevent Neural Networks from Overfitting," *Journal of Machine Learning Research*, vol. 15, no. 1, pp. 1929–1958, 2014.
- [39] J. Deng, J. Guo, N. Xue, and S. Zafeiriou, "ArcFace: Additive Angular Margin Loss for Deep Face Recognition," in *Proceedings of CVPR*, 2019, pp. 4685–4694.
- [40] K. He, H. Fan, Y. Wu, S. Xie, and R. Girshick, "Momentum Contrast for Unsupervised Visual Representation Learning," in *Proceedings of CVPR*, 2020, pp. 9729–9738.
- [41] M. Cuturi, "Sinkhorn Distances: Lightspeed Computation of Optimal Transport," *NeurIPS*, vol. 26, 2013.
- [42] A. Nagrani, J. S. Chung, and A. Zisserman, "Voxceleb: A Large-Scale Speaker Identification Dataset," in *Proceeding of Interspeech*, 2017, pp. 2616–2620.
- [43] J. S. Chung, A. Nagrani, and A. Zisserman, "Voxceleb2: Deep Speaker Recognition," in *Proceeding of Interspeech*, 2018, pp. 1086–1090.
- [44] D. Cai, W. Cai, and M. Li, "Within-Sample Variability-Invariant Loss for Robust Speaker Recognition Under Noisy Environments," in *Proceeding of ICASSP*, 2020, pp. 6469–6473.
- [45] N. Inoue and K. Goto, "Semi-Supervised Contrastive Learning with Generalized Contrastive Loss and its Application to Speaker Recognition," in *Proceeding of APSIPA ASC*, 2020, pp. 1641–1646.
- [46] J. Kang, J. Huh, H. S. Heo, and J. S. Chung, "Augmentation Adversarial Training for Self-Supervised Speaker Representation Learning," *IEEE Journal of Selected Topics in Signal Processing*, vol. 16, no. 6, pp. 1253–1262, 2022.
- [47] T. Chen, S. Kornblith, M. Norouzi, and G. Hinton, "A Simple Framework for Contrastive Learning of Visual Representations," in *Proceedings of the ICML*, 2020, pp. 1597–1607.
- [48] D. Snyder, G. Chen, and D. Povey, "MUSAN: A Music, Speech, and Noise Corpus," *arXiv:1510.08484*, 2015.
- [49] T. Ko, V. Peddinti, D. Povey, M. L. Seltzer, and S. Khudanpur, "A Study on Data Augmentation of Reverberant Speech for Robust Speech Recognition," in *Proceeding of ICASSP*, 2017, pp. 5220–5224.
- [50] B. Desplanques, J. Thienpondt, and K. Demuynck, "ECAPA-TDNN: Emphasized Channel Attention, Propagation and Aggregation in TDNN Based Speaker Verification," in *Proceeding of Interspeech*, 2020, pp. 3830–3834.
- [51] "NIST 2016 Speaker Recognition Evaluation Plan," 2016. [Online]. Available: https://www.nist.gov/system/files/documents/2016/10/07/sre16_eval_plan_v1.3.pdf
- [52] Y. M. Asano, M. Patrick, C. Rupprecht, and A. Vedaldi, "Labelling Unlabelled Videos from Scratch with Multi-Modal Self-Supervision," *NeurIPS*, vol. 33, pp. 4660–4671, 2020.
- [53] J. Munkres, "Algorithms for the Assignment and Transportation Problems," *Journal of the society for industrial and applied mathematics*, vol. 5, no. 1, pp. 32–38, 1957.
- [54] S. H. Mun, M. H. Han, and N. S. Kim, "SNU-HIL System for the VoxCeleb Speaker Recognition Challenge 2021," in *VoxSRC workshop*, 2021.
- [55] Z. Chen, J. Wang, W. Hu, L. Li, and Q. Hong, "Unsupervised Speaker Verification Using Pre-Trained Model and Label Correction," in *Proceeding of ICASSP*, 2023, pp. 1–5.