

Transverse electric waves in Bandos-Lechner-Sorokin-Townsend nonlinear electrodynamics

Yang Shi,¹ Qinyan Tan,² and Towe Wang^{1,*}

¹*Department of Physics, East China Normal University,
Shanghai 200241, China*

²*Shanghai Institute of Spaceflight Control Technology,
Shanghai 201109, China*

(Dated: December 27, 2023)

In the generalized Born-Infeld electrodynamics discovered by Bandos, Lechner, Sorokin and Townsend, we study transverse electric waves propagating perpendicular to a constant magnetic field background in a parallel-plate waveguide. The directions of propagation and polarization of the waves are perpendicular to each other, and both of them are parallel to the perfectly conducting plates. Two specific configurations are studied, in which the background magnetic field is either normal to the plates or along the polarization direction. The dispersion relation, the velocity and the cutoff frequency of the lowest-order lowest-frequency mode are calculated in both configurations. This paves the way for a promising test of the generalized Born-Infeld electrodynamics.

I. INTRODUCTION

As is well known, Maxwell electrodynamics is invariant under both conformal transformations and $SO(2)$ electromagnetic duality transformations [1, 2]. It is less known that Bialynicki-Birula electrodynamics [3], which was first found as a strong-field limit of Born-Infeld electrodynamics [4], is invariant under both conformal transformations and $SL(2, R)$ electromagnetic duality transformations [5]. Until three years ago, it was unknown that there is a nonlinear duality-invariant conformal extension of Maxwell electrodynamics, dubbed then as Modified Maxwell (ModMax) electrodynamics [6].

ModMax electrodynamics was discovered by Bandos, Lechner, Sorokin and Townsend as a weak-field limit of generalized Born-Infeld electrodynamics in Ref. [6], where they also proved that the only conformal and duality invariant electrodynamics theories are Bialynicki-Birula electrodynamics and ModMax electrodynamics. From then on, considerable efforts have been made to study ModMax electrodynamics, but less attention has been paid to the generalized Born-Infeld electrodynamics, to which we will refer as Bandos-Lechner-Sorokin-Townsend (BLST or BLeST) electrodynamics. As will be explained below, BLST electrodynamics is a remarkable theory unifying Maxwell, Born-Infeld, Bialynicki-Birula and ModMax theories.

Like Born-Infeld electrodynamics, BLST electrodynamics preserves the $SO(2)$ electromagnetic duality invariance but breaks the conformal invariance. Its Lagrangian density [2] can be written as

$$\mathcal{L}_{\text{BLST}} = T - \sqrt{T^2 - 2T\mathcal{L}_{\text{ModMax}} - \frac{1}{16} (F_{\mu\nu}\tilde{F}^{\mu\nu})^2} \quad (1)$$

in terms of the electromagnetic field strength $F_{\mu\nu}$ and its dual $\tilde{F}^{\mu\nu}$, where the Lagrangian density of ModMax electrodynamics

$$\mathcal{L}_{\text{ModMax}} = -\frac{\cosh\gamma}{4} F_{\mu\nu}F^{\mu\nu} + \frac{\sinh\gamma}{4} \sqrt{(F_{\mu\nu}F^{\mu\nu})^2 + (F_{\mu\nu}\tilde{F}^{\mu\nu})^2}. \quad (2)$$

Here T and γ are constant parameters, and they will be referred to as Born-Infeld constant and ModMax constant, respectively. It is easy to see BLST Lagrangian reduces to Born-Infeld Lagrangian in the special case $\gamma = 0$, and to ModMax Lagrangian in the weak-field limit $T \rightarrow \infty$. In addition, ModMax Lagrangian reduces to Maxwell Lagrangian in the limit $\gamma \rightarrow 0$. Similar to Born-Infeld theory, the strong-field limit $T \rightarrow 0$ of BLST theory is Bialynicki-Birula electrodynamics, a fact that should be manifest in the Hamiltonian formulation [3, 7].

In this article, we are interested in a promising test of BLST electrodynamics with transverse electric (TE) waves propagating perpendicular to a constant magnetic field background in a parallel-plate waveguide, enlightened by similar ideas on Born-Infeld electrodynamics [8–10]. By definition, the directions of propagation and electric field of a TE wave are perpendicular to

*Electronic address: twang@phy.ecnu.edu.cn

each other, and both of them are parallel to the perfectly conducting plates. Therefore, it is convenient to choose a Cartesian coordinate system where the TE wave is propagating in the z -axis and polarized along the y -axis, and the plates are normal to the x -axis. For concreteness, the two plates are located at $x = 0$ and $x = L$. Based on BLST electrodynamics, we will work out the dispersion relation of the lowest-order lowest-frequency TE mode (TE₁ mode) in two specific configurations. In the first configuration, the background magnetic field is in the x -direction, for which our calculation will be carried out in Sec. II. In the second configuration, the background magnetic field is along the y -direction, of which the details will be given in Sec. III. Sec. IV presents concluding remarks.

In both configurations, the same scheme [8] will be employed for calculations. We first study a standing-wave solution of BLST electrodynamics between two parallel conducting plates in the presence of constant external electric and magnetic fields. The external electric field \mathbf{E}_0 is perpendicular to both the z -axis and the external magnetic field \mathbf{B}_0 . In a convenient gauge [10], the standing waves are oscillating electric and magnetic fields along y and z axes, respectively. Performing a suitable Lorentz boost in the z -direction, we can then transform the constant external electric and magnetic fields into a constant magnetic field background \mathbf{B}'_0 parallel to \mathbf{B}_0 . Meanwhile, the standing waves are transformed into propagating TE waves [8].

We work in natural units with $c = \hbar = 1$ and adopt the metric convention $(+, -, -, -)$. Following Ref. [10], we use sign conventions for field components as defined in Ref. [1], Section 11.9 and denote derivatives of u as $u_t = \partial_t u$, $u_x = \partial_x u$, etc. Following Refs. [2, 6], we assume $T > 0$ and $\gamma \geq 0$ throughout this article.

II. TE WAVES POLARIZED PERPENDICULAR TO A CONSTANT MAGNETIC FIELD BACKGROUND

A. Standing-wave solution

In this section, we study TE waves polarized perpendicular to a constant transverse magnetic field in a parallel-plate waveguide. For this purpose, we start with an external magnetic field in the x -direction, in addition to which there is an external electric field and an oscillating electric field along the y -direction. The waveguide is taken as two perfectly conducting plates parallel to the yz -plane, located at $x = 0$ and $x = L$. For this configuration, the simplest solution for the electromagnetic field in a convenient gauge [10] has the form

$$A_y(x, y, z, t) = -E_0 t - B_0 z + u(x, t), \quad \Phi = A_x = A_z = 0 \quad (3)$$

with u to be determined by field equations. We then have

$$\mathbf{E} = -\partial_t \mathbf{A} - \nabla \Phi = (0, E_0 - u_t, 0), \quad (4)$$

$$\mathbf{B} = \nabla \times \mathbf{A} = (B_0, 0, u_x), \quad (5)$$

and in our sign conventions,

$$\frac{1}{4} F_{\mu\nu} F^{\mu\nu} = \frac{1}{2} (|\mathbf{B}|^2 - |\mathbf{E}|^2) = \frac{1}{2} [B_0^2 + u_x^2 - (E_0 - u_t)^2], \quad (6)$$

$$\frac{1}{4} F_{\mu\nu} \tilde{F}^{\mu\nu} = -\mathbf{E} \cdot \mathbf{B} = 0. \quad (7)$$

It is noteworthy that, as long as $F_{\mu\nu} \tilde{F}^{\mu\nu} = 0$, the Lagrangian density (1) reduces to

$$\begin{aligned} \mathcal{L} &= T - \sqrt{T^2 + \frac{T}{2} e^{-\sigma\gamma} F_{\mu\nu} F^{\mu\nu}} \\ &= e^{-\sigma\gamma} \left(\tilde{T} - \sqrt{\tilde{T}^2 + \frac{\tilde{T}}{2} F_{\mu\nu} F^{\mu\nu}} \right), \end{aligned} \quad (8)$$

where we introduced the notation $\tilde{T} = e^{\sigma\gamma} T$ with

$$\sigma = \begin{cases} 1, & \text{if } F_{\mu\nu} F^{\mu\nu} \geq 0; \\ -1, & \text{if } F_{\mu\nu} F^{\mu\nu} < 0. \end{cases} \quad (9)$$

This result shows the BLST Lagrangian has the same form as the Born-Infeld Lagrangian when $\mathbf{E} \cdot \mathbf{B} = 0$, with the replacement $T \rightarrow e^{\sigma\gamma} T$.

Inserting Eq. (6) into Eq. (8) leads to the Lagrangian density

$$\mathcal{L} = e^{-\sigma\gamma} \left\{ \tilde{T} - \sqrt{\tilde{T}^2 + \tilde{T} [B_0^2 + u_x^2 - (E_0 - u_t)^2]} \right\}. \quad (10)$$

The corresponding Euler-Lagrange equation is

$$u_{xx} - u_{tt} + \frac{1}{\tilde{T}} \left\{ \left[B_0^2 - (E_0 - u_t)^2 \right] u_{xx} - (B_0^2 + u_x^2) u_{tt} - 2(E_0 - u_t) u_x u_{xt} \right\} = 0. \quad (11)$$

In the large \tilde{T} limit, this equation can be solved iteratively using the Poincaré-Lindstedt method. The method has been reviewed in Ref. [10]. Imposing the boundary conditions $u(0, t) = u(L, t) = 0$ and introducing the orthogonal functions

$$s_{nm}(x, t) = \sin(nkx + m\omega t) + \sin(nkx - m\omega t) = 2 \sin(nkx) \cos(m\omega t), \quad (12)$$

$$c_{nm}(x, t) = \cos(nkx + m\omega t) - \cos(nkx - m\omega t) = 2 \sin(nkx) \sin(m\omega t) \quad (13)$$

with $k = \pi/L$, one can formally write down the solution order by order as

$$u = u^{(0)} + u^{(1)} + \dots + u^{(N)} + \mathcal{O}(\tilde{T}^{-(N+1)}), \quad (14)$$

$$\omega^2 = \omega_{(0)}^2 + \omega_{(1)}^2 + \dots + \omega^{(N)} + \mathcal{O}(\tilde{T}^{-(N+1)}), \quad (15)$$

where $u^{(i)}(x, t)$ ($i \geq 0$) are expected to be linear combinations of the functions $s_{nm}(x, t)$ with coefficients of order \tilde{T}^{-i} . In accordance with Ref. [10], we assume there are no $s_{nn}(x, t)$ modes in all high order terms $u^{(i)}(x, t)$ ($i \geq 1$). The lowest-order solution of Eq. (11) is

$$u^{(0)}(x, t) = A \sin(kx) \cos(\omega t) = \frac{A}{2} s_{11}(x, t), \quad \omega_{(0)}^2 = k^2 \quad (16)$$

which serves as the seed solution. This guarantees that the standard results of Maxwell electrodynamics can be reproduced in the limit $\tilde{T} \rightarrow \infty$. Substituting $u = u^{(0)} + u^{(1)}$, $\omega^2 = \omega_{(0)}^2 + \omega_{(1)}^2$ into Eq. (11) and keeping the $\mathcal{O}(1/\tilde{T})$ terms, one obtains

$$u_{xx}^{(1)} - u_{tt}^{(1)} + \frac{A}{2} \omega_{(1)}^2 s_{11} + \frac{1}{\tilde{T}} \left[\frac{A}{2} k^2 \left(E_0^2 + \frac{A^2 k^2}{2} \right) s_{11} + \frac{A^3}{8} k^4 (s_{31} - s_{13}) + A^2 k^3 E_0 \sin(2\omega t) \right] + \mathcal{O}(\tilde{T}^{-2}) = 0. \quad (17)$$

To meet this equation, the $\mathcal{O}(1/\tilde{T})$ terms should cancel out. It therefore follows that

$$u^{(1)}(x, t) = \frac{A^3}{64\tilde{T}} k^2 (s_{31} + s_{13}) - \frac{A^2}{4\tilde{T}} k E_0 \sin(2\omega t), \quad \omega_{(1)}^2 = -\frac{k^2}{\tilde{T}} \left(E_0^2 + \frac{A^2 k^2}{2} \right). \quad (18)$$

Altogether, we have the $\mathcal{O}(1/\tilde{T})$ solution of Eq. (11),

$$u = \frac{A}{2} s_{11} + \frac{A^3}{64\tilde{T}} k^2 (s_{31} + s_{13}) - \frac{A^2}{4\tilde{T}} k E_0 \sin(2\omega t) + \mathcal{O}(\tilde{T}^{-2}), \quad (19)$$

$$\omega^2 = k^2 - \frac{k^2}{\tilde{T}} \left(E_0^2 + \frac{A^2 k^2}{2} \right) + \mathcal{O}(\tilde{T}^{-2}). \quad (20)$$

This procedure can be continued to higher orders as demonstrated in Ref. [10].

Here are some remarks about the boundary conditions $u(0, t) = u(L, t) = 0$. First, these conditions are equivalent to the statement that any nonsingular solution for $u(x, t)$ ($0 \leq x \leq L$) can be expanded in orthogonal functions $s_{nm}(x, t)$ and $c_{nm}(x, t)$ ($n \geq 1$). Second, although the boundary conditions are satisfied by $u^{(0)}(x, t)$, they are violated by the term $\sin(2\omega t)$ in $u^{(1)}(x, t)$. This term is suppressed by $1/\tilde{T}$ and can be interpreted as a time-periodic uniform electric field. It is in agreement with the fact that the boundary conditions are violated by the last term in Euler-Lagrange equation (11), which is also suppressed by $1/\tilde{T}$. One can check this by inserting $u(x, t) \propto \sin(nkx)$ into Eq. (11). Third, in practice, electric fields induced by the waveguide walls will partially cancel the external electric field \mathbf{E}_0 in the neighborhoods of the surfaces, therefore Eqs. (11) and (19) are invalid at $x/L \ll 1$ or $(L-x)/L \ll 1$. Far away from the boundaries, these equations are nevertheless valid. Since we will be mainly interested in the dispersion relation of the TE_1 mode in the waveguide, we can safely disregard the mode of frequency 2ω in our analysis.

B. Propagating TE_1 mode

In the previous subsection, for a configuration with orthogonal electric and magnetic background fields, we have explored the standing-wave solution of BLST electrodynamics. Since we are interested in TE waves polarized perpendicular to a constant

transverse magnetic field in a parallel-plate waveguide, let us apply a Lorentz transformation along the z -axis to the standing-wave solution.

The Lorentz boost along the z -axis can be realized by a coordinate transformation as follows:

$$x \rightarrow x', \quad y \rightarrow y', \quad z \rightarrow \frac{z' - Vt'}{\sqrt{1 - V^2}}, \quad t \rightarrow \frac{t' - Vz'}{\sqrt{1 - V^2}}. \quad (21)$$

Here (t, x, y, z) and (t', x', y', z') can be regarded as coordinate systems attached to two reference frames S and S' , respectively. The reference frame S is the one in which we were working in the previous subsection. The reference frame S' is moving with velocity V relative to S in the negative direction of z -axis. By such a Lorentz boost, the electromagnetic field (3) is transformed into

$$A_{y'} = -\frac{E_0 - VB_0}{\sqrt{1 - V^2}}t' - \frac{B_0 - VE_0}{\sqrt{1 - V^2}}z' + u \left(x', \frac{t' - Vz'}{\sqrt{1 - V^2}} \right), \quad \Phi = A_{x'} = A_{z'} = 0. \quad (22)$$

Remember that we are interested in TE waves polarized perpendicular to a constant external magnetic field. In order to get rid of an external electric field in the new frame S' , we preset $E_0 = VB_0$ [1] and thus have

$$\mathbf{E}' = (0, -u_{t'}, 0), \quad \mathbf{B}' = (B'_0 - u_{z'}, 0, u_{x'}), \quad (23)$$

where the external magnetic field is $B'_0 = B_0\sqrt{1 - V^2}$ in the x' -direction.

In the reference frame S' , Eqs. (19) and (20) take the form

$$u \left(x', \frac{t' - Vz'}{\sqrt{1 - V^2}} \right) = A \sin(k_{\perp}x') \cos(\omega't' - k_{\parallel}z') - \frac{A^2}{4\tilde{T}} k_{\parallel} B'_0 \sin(2\omega't' - 2k_{\parallel}z') \\ + \frac{A^3}{32\tilde{T}} k_{\perp}^2 [\sin(3k_{\perp}x') \cos(\omega't' - k_{\parallel}z') + \sin(k_{\perp}x') \cos(3\omega't' - 3k_{\parallel}z')] + \mathcal{O}(\tilde{T}^{-2}), \quad (24)$$

$$\omega'^2 - k_{\parallel}^2 = k_{\perp}^2 - \frac{1}{\tilde{T}} \left(k_{\parallel}^2 B_0'^2 + \frac{A^2 k_{\perp}^4}{2} \right) + \mathcal{O}(\tilde{T}^{-2}) \quad (25)$$

with the wave four-vector $(\omega', k_{\perp}, 0, k_{\parallel})$ dictated by

$$\omega' = \frac{\omega}{\sqrt{1 - V^2}}, \quad k_{\perp} = \frac{\pi}{L}, \quad k_{\parallel} = \omega'V. \quad (26)$$

Clearly, by the Lorentz boost, the solution (19) is turned into propagating waves along the z -axis. Especially, the s_{11} mode of standing wave is turned into the TE₁ mode of propagating wave, while the time-periodic uniform mode is transformed into a uniform plane wave of frequency $2\omega'$ which can be identified as the TE₀ mode. By contrast, in Maxwell electrodynamics, the lowest-order mode of the transverse magnetic field is the TM₀ mode, whereas the lowest-order TE mode is TE₁ in a parallel-plate waveguide. Because we started with the s_{11} mode as the seed solution in Sec. II A, here the obtained dominant mode is TE₁ mode in Eq. (24). As can be derived from the dispersion relation (25), its phase velocity $v_p = \omega'/k_{\parallel}$ and group velocity $v_g = d\omega'/dk_{\parallel}$ are

$$v_p = \frac{1}{V}, \quad v_g = \left(1 - \frac{B_0'^2}{\tilde{T}} \right) V + \mathcal{O}(\tilde{T}^{-2}), \quad (27)$$

where $V = k_{\parallel}/\omega'$ is

$$V^2 = \left(1 - \frac{B_0'^2}{\tilde{T}} \right)^{-1} \left[1 - \frac{k_{\perp}^2}{\omega'^2} \left(1 - \frac{A^2 k_{\perp}^2}{2\tilde{T}} \right) \right] + \mathcal{O}(\tilde{T}^{-2}). \quad (28)$$

This expression is consistent with Ref. [2], Equation (54) in the limit $L \rightarrow \infty$, and with Ref. [8], Equation (14) after turning off the external field \mathbf{B}'_0 .

The above are our results for the TE₁ wave polarized perpendicular to a constant transverse magnetic field in a parallel-plate waveguide in BLST electrodynamics. Eq. (25) shows that the cutoff frequency of TE₁ mode

$$\omega'_1 \simeq k_{\perp} \left(1 - \frac{A^2 k_{\perp}^2}{4\tilde{T}} \right) \quad (29)$$

is independent of the external field \mathbf{B}'_0 but decreases with the amplitude of TE₁ wave A . The amplitude of the TE₀ mode is $\tilde{T}^{-1} A k_{\parallel} B'_0/4$ times the amplitude of the TE₁ mode. As implied by Eqs. (27) and (28), the phase velocity decreases with

the strength of external magnetic field and the amplitude of TE₁ wave, while the group velocity decreases with the strength of external magnetic field but increases with the amplitude of TE₁ wave.

When deriving Eq. (11), we have taken \tilde{T} to be constant implicitly. This is true at least if $\min(F_{\mu\nu}F^{\mu\nu}) \geq 0$, or $B_0^2 - (E_0 + A\omega)^2 \geq 0$ for the s_{11} mode. In the reference frame S' , it amounts to $B'_0/A \geq \omega' + \sqrt{\omega'^2 - k_{\perp}^2}$ for the TE₁ mode, which can be satisfied by low-frequency waves. Once this condition is satisfied, we can set $\sigma = 1$ and thus $\tilde{T} = e^{\gamma T}$.

III. TE WAVES POLARIZED PARALLEL TO A CONSTANT MAGNETIC FIELD BACKGROUND

A. Standing-wave solution

In this section, we explore TE waves polarized parallel to a constant transverse magnetic field in a parallel-plate waveguide. Let us consider two perfectly conducting plates parallel to the yz -plane, located at $x = 0$ and $x = L$ again. But this time the external electric and magnetic fields are parallel and perpendicular to the x -axis, respectively. Their directions are exchanged in comparison with the previous section. Since we are interested in an oscillating electric field along the external magnetic field, the simplest solution for the electromagnetic field in a convenient gauge [10] is of the form

$$A_x(x, y, z, t) = -E_0 t + B_0 z, \quad A_y(x, y, z, t) = u(x, t), \quad \Phi = A_z = 0 \quad (30)$$

with u to be determined by field equations. We then have

$$\mathbf{E} = (E_0, -u_t, 0), \quad \mathbf{B} = (0, B_0, u_x), \quad (31)$$

$$\frac{1}{4}F_{\mu\nu}F^{\mu\nu} = \frac{1}{2}(B_0^2 - E_0^2 + u_x^2 - u_t^2), \quad \frac{1}{4}F_{\mu\nu}\tilde{F}^{\mu\nu} = B_0 u_t. \quad (32)$$

Substitution into Eq. (1) shows that

$$\mathcal{L} = T - \sqrt{U} \quad (33)$$

with the shorthand notation

$$U = T^2 + T \cosh \gamma (B_0^2 - E_0^2 + u_x^2 - u_t^2) - T \sinh \gamma \sqrt{(B_0^2 - E_0^2 + u_x^2 - u_t^2)^2 + 4B_0^2 u_t^2} - B_0^2 u_t^2. \quad (34)$$

Correspondingly, the Euler-Lagrange equation is

$$\frac{\partial \mathcal{L}}{\partial u} - \frac{\partial}{\partial x} \frac{\partial \mathcal{L}}{\partial u_x} - \frac{\partial}{\partial t} \frac{\partial \mathcal{L}}{\partial u_t} = 0 \quad (35)$$

in which

$$\frac{\partial \mathcal{L}}{\partial u_x} = -\frac{u_x}{\sqrt{U}} \left[T \cosh \gamma - \frac{T \sinh \gamma (B_0^2 - E_0^2 + u_x^2 - u_t^2)}{\sqrt{(B_0^2 - E_0^2 + u_x^2 - u_t^2)^2 + 4B_0^2 u_t^2}} \right], \quad (36)$$

$$\frac{\partial \mathcal{L}}{\partial u_t} = \frac{u_t}{\sqrt{U}} \left[T \cosh \gamma - \frac{T \sinh \gamma (-B_0^2 - E_0^2 + u_x^2 - u_t^2)}{\sqrt{(B_0^2 - E_0^2 + u_x^2 - u_t^2)^2 + 4B_0^2 u_t^2}} + B_0^2 \right]. \quad (37)$$

Multiplied by $U\sqrt{U}/T^3$, Eq. (35) can be arranged in the form

$$\frac{U\sqrt{U}}{T^3} \left(-\frac{\partial}{\partial x} \frac{\partial \mathcal{L}}{\partial u_x} - \frac{\partial}{\partial t} \frac{\partial \mathcal{L}}{\partial u_t} \right) = C_1 u_{xx} - C_2 u_{tt} + 2C_3 u_x u_t u_{xt} = 0 \quad (38)$$

with

$$\begin{aligned} C_1 &= \left(\cosh \gamma - \sinh \gamma \cos \theta - \frac{2u_x^2 \sinh \gamma \sin^2 \theta}{\sqrt{\Xi}} \right) \left(1 - \frac{B_0^2 u_t^2}{T^2} \right) + \frac{(B_0^2 - E_0^2 - u_t^2) (\cosh \gamma - \sinh \gamma \cos \theta)^2}{T} \\ &\quad + \frac{2B_0 u_t \sinh \gamma \sin \theta (\cosh \gamma - \sinh \gamma \cos \theta)}{T} - \frac{2u_x^2 \sinh \gamma \sin^2 \theta (\cosh \gamma \cos \theta - \sinh \gamma)}{T} \\ &= 1 - \gamma \cos \theta - \frac{2\gamma u_x^2 \sin^2 \theta}{\sqrt{\Xi}} + \frac{B_0^2 - E_0^2 - u_t^2}{T} + \mathcal{O}(\gamma^2, T^{-2}, \gamma T^{-1}), \end{aligned} \quad (39)$$

$$\begin{aligned}
C_2 &= (\cosh \gamma - \sinh \gamma \cos \theta) \left[1 + \frac{B_0^2 (B_0^2 - E_0^2 + u_x^2)}{T^2} \right] + \frac{(2B_0^2 - E_0^2 + u_x^2) (\cosh \gamma - \sinh \gamma \cos \theta)^2}{T} \\
&\quad + \frac{4B_0^2 \sinh \gamma \cos \theta (\cosh \gamma - \sinh \gamma \cos \theta)}{T} + \frac{2(u_x^2 - E_0^2) \sinh \gamma \sin^2 \theta (\cosh \gamma \cos \theta - \sinh \gamma)}{T} \\
&\quad - \frac{2B_0^2 \sinh^2 \gamma \sin^2 \theta}{T} + \frac{2 \sinh \gamma [B_0^2 + (u_x^2 - E_0^2) \sin^2 \theta]}{\sqrt{\Xi}} \left(1 - \frac{B_0^2 u_t^2}{T^2} \right) \\
&= 1 - \gamma \cos \theta + \frac{2B_0^2 - E_0^2 + u_x^2}{T} + \frac{2\gamma [B_0^2 + (u_x^2 - E_0^2) \sin^2 \theta]}{\sqrt{\Xi}} + \mathcal{O}(\gamma^2, T^{-2}, \gamma T^{-1}), \tag{40}
\end{aligned}$$

$$\begin{aligned}
C_3 &= \frac{B_0^2 (\cosh \gamma - \sinh \gamma \cos \theta)}{T^2} + \frac{\cosh^2 \gamma - 2 \sinh \gamma \cosh \gamma \cos^3 \theta + \sinh^2 \gamma (3 \cos^2 \theta - 2)}{T} \\
&\quad + \frac{2B_0^2 \sinh \gamma [\cosh \gamma (2 \cos^2 \theta + 1) - 3 \sinh \gamma \cos \theta]}{T \sqrt{\Xi}} + 2 \sinh \gamma \left(\frac{2B_0^2 \cos \theta}{\Xi} + \frac{\sin^2 \theta}{\sqrt{\Xi}} \right) \left(1 - \frac{B_0^2 u_t^2}{T^2} \right) \\
&= \frac{1}{T} + 2\gamma \left(\frac{2B_0^2 \cos \theta}{\Xi} + \frac{\sin^2 \theta}{\sqrt{\Xi}} \right) + \mathcal{O}(\gamma^2, T^{-2}, \gamma T^{-1}) \tag{41}
\end{aligned}$$

and

$$\cos \theta = \frac{B_0^2 - E_0^2 + u_x^2 - u_t^2}{\sqrt{\Xi}}, \quad \sin \theta = \frac{-2B_0 u_t}{\sqrt{\Xi}}, \tag{42}$$

$$\Xi = (B_0^2 - E_0^2 + u_x^2 - u_t^2)^2 + 4B_0^2 u_t^2. \tag{43}$$

The field equation (38) is too complicated to solve, even approximately with the Poincaré-Lindstedt method [10]. However, it is not hard to see that the boundary conditions $u(0, t) = u(L, t) = 0$ are compatible with Eq. (38) by decomposing its standing-wave solution $u(x, t)$ ($0 \leq x \leq L$) into series of $s_{nm}(x, t)$, $c_{nm}(x, t)$ ($n \geq 1$) defined by Eqs. (12), (13). Formally the solution of Eq. (38) can be arranged order by order as

$$u = u^{(0,0)} + u^{(1,0)} + u^{(0,1)} + u^{(2,0)} + u^{(1,1)} + u^{(0,2)} + \dots, \tag{44}$$

$$\omega^2 = \omega_{(0,0)}^2 + \omega_{(1,0)}^2 + \omega_{(0,1)}^2 + \omega_{(2,0)}^2 + \omega_{(1,1)}^2 + \omega_{(0,2)}^2 + \dots, \tag{45}$$

where $\omega_{(i,j)}^2$ ($i, j \geq 0$) is of order $\gamma^i T^{-j}$. Under the boundary conditions $u(0, t) = u(L, t) = 0$, each of $u^{(i,j)}(x, t)$ ($i, j \geq 0$) is a linear combination of functions $s_{nm}(x, t)$, $c_{nm}(x, t)$ ($n \geq 1$) with coefficients of order $\gamma^i T^{-j}$, and it is reasonable to assume that the $s_{11}(x, t)$ mode does not appear in $u^{(i,j)}(x, t)$ ($i + j \geq 1$). We will not work out $u^{(i,j)}(x, t)$ ($i + j \geq 1$), because they are more complicated but less interesting than the dispersion relation of the TE₁ mode. The $\mathcal{O}(\gamma, 1/T)$ dispersion relation can be derived by inserting the seed solution

$$u^{(0,0)}(x, t) = A \sin(kx) \cos(\omega t) = \frac{A}{2} s_{11}(x, t), \quad \omega_{(0,0)}^2 = k^2 \tag{46}$$

into Eq. (38) multiplied by $\Xi \sqrt{\Xi}$ and then extracting the coefficient of s_{11} ,

$$\omega^2 - k^2 - \omega_{(1,0)}^2 + \frac{k^2}{T} \left(B_0^2 + \frac{A^2 k^2}{2} \right) + \mathcal{O}(\gamma^2, T^{-2}, \gamma T^{-1}), \tag{47}$$

in which

$$\omega_{(1,0)}^2 = - \frac{\gamma L^2 B_0^2 k^2 \left[3A^4 k^4 + 8A^2 k^2 (B_0^2 - E_0^2) + 8(B_0^2 - E_0^2)^2 \right]}{4 \int_{-L}^L \int_{-L}^L \sin^2(kx) \cos^2(kt) \Xi_{(0,0)}^{(0,0)3/2} dx dt}, \tag{48}$$

$$\Xi_{(0,0)}^{(0,0)} = [A^2 k^2 \cos^2(kt) - A^2 k^2 \sin^2(kx) + B_0^2 - E_0^2]^2 + 4A^2 k^2 B_0^2 \sin^2(kx) \sin^2(kt). \tag{49}$$

Strictly speaking, we ought to put $u = u^{(0,0)} + u^{(1,0)} + u^{(0,1)}$, $\omega^2 = \omega_{(0,0)}^2 + \omega_{(1,0)}^2 + \omega_{(0,1)}^2$ into Eq. (38) to extract the coefficient of s_{11} . But $u^{(1,0)}$ and $u^{(0,1)}$ do not contain s_{11} by assumption, so they have no influence on $\mathcal{O}(\gamma, 1/T)$ terms in Eq. (47). Particularly, we have

$$\Xi \sqrt{\Xi} (u_{xx} - u_{tt}) = \Xi_{(0,0)}^{(0,0)3/2} (\omega^2 - k^2) u^{(0,0)} + \mathcal{O}(\gamma^2, T^{-2}, \gamma T^{-1}) \tag{50}$$

as long as $\omega_{(0,0)}^2 = k^2$. To satisfy Eq. (38), the coefficient of s_{11} should be equal to zero. As a result, the dispersion relation of the s_{11} mode of standing wave is

$$\omega^2 = k^2 + \omega_{(1,0)}^2 - \frac{k^2}{T} \left(B_0^2 + \frac{A^2 k^2}{2} \right) + \mathcal{O}(\gamma^2, T^{-2}, \gamma T^{-1}). \quad (51)$$

B. Propagating TE₁ mode

Parallel to Sec. II B, we can do a Lorentz boost through the coordinate transformation (21) to turn the standing-wave solution (44) into propagating waves. Then the phase of the temporal factor changes to $\omega' t' - k_{\parallel} z'$ but the phase of the transversal sector remains invariant. The frequency and the wave vector are given by Eq. (26).

Under the Lorentz boost (21), the electromagnetic field (30) is transformed into

$$A_{x'} = -\frac{E_0 + V B_0}{\sqrt{1 - V^2}} t' + \frac{B_0 + V E_0}{\sqrt{1 - V^2}} z', \quad A_{y'} = u \left(x', \frac{t' - V z'}{\sqrt{1 - V^2}} \right), \quad \Phi = A_{z'} = 0. \quad (52)$$

In this section, we are interested in TE waves polarized parallel to a constant external magnetic field. For this reason, we set $E_0 = -V B_0$ [1] to get rid of an external electric field in the new reference frame. Then we have

$$\mathbf{E}' = (0, -u_{t'}, 0), \quad \mathbf{B}' = (-u_{z'}, B'_0, u_{x'}), \quad (53)$$

where the external magnetic field is $B'_0 = B_0 \sqrt{1 - V^2}$ in the y' -direction as expected.

Again the s_{11} mode of standing wave is turned into the TE₁ mode of propagating wave, whose dispersion relation can be gained by reforming Eq. (51) as

$$\omega'^2 - k_{\parallel}^2 = k_{\perp}^2 + \omega_{(1,0)}^2 - \frac{1}{T} \left(\omega'^2 B_0'^2 + \frac{A^2 k_{\perp}^4}{2} \right) + \mathcal{O}(\gamma^2, T^{-2}, \gamma T^{-1}), \quad (54)$$

with the wave four-vector defined in Eq. (26). From this dispersion relation, one can get the phase velocity and group velocity of the TE₁ mode

$$v_p = \frac{1}{V}, \quad v_g = \left(1 - \frac{d\omega_{(1,0)}^2}{d(\omega'^2)} + \frac{B_0'^2}{T} \right)^{-1} V + \mathcal{O}(\gamma^2, T^{-2}, \gamma T^{-1}), \quad (55)$$

respectively, where

$$V^2 = 1 - \frac{k_{\perp}^2}{\omega'^2} - \frac{\omega_{(1,0)}^2}{\omega'^2} + \frac{1}{T} \left(B_0'^2 + \frac{A^2 k_{\perp}^4}{2\omega'^2} \right) + \mathcal{O}(\gamma^2, T^{-2}, \gamma T^{-1}). \quad (56)$$

In the above, $\omega_{(1,0)}^2$ should be understood as a function of B'_0 , ω' and k_{\perp} . It can be derived from Eq. (48) as

$$\omega_{(1,0)}^2 = -\frac{\gamma \pi^2 \omega'^2 b^2 (3 + 8b^2 + 8b^4)}{4 \int_{-\pi}^{\pi} \int_{-\pi}^{\pi} \sin^2 \xi \cos^2 \tau \left[(\cos^2 \tau - \sin^2 \xi + b^2)^2 + 4\omega'^2 k_{\perp}^{-2} b^2 \sin^2 \xi \sin^2 \tau \right]^{3/2} d\xi d\tau}. \quad (57)$$

with the notation $b = B'_0/(A k_{\perp})$. Setting $\gamma = 0$, Eq. (56) is consistent with Ref. [2], Equation (54) in the limit $L \rightarrow \infty$, and with Ref. [8], Equation (14) after turning off the external field \mathbf{B}'_0 .

The above are our results for the TE₁ wave polarized parallel to a constant transverse magnetic field in a parallel-plate waveguide in BLST electrodynamics. Eq. (54) means that the cutoff frequency of TE₁ mode is

$$\omega'_1 \simeq k_{\perp} \left(1 + \frac{\omega_{(1,0)}^2}{2\omega'^2} \Big|_{\omega'=k_{\perp}} - \frac{2B_0'^2 + A^2 k_{\perp}^2}{4T} \right). \quad (58)$$

Influenced by the $\mathcal{O}(T^{-1})$ correction, the cutoff frequency decreases with the strength of external magnetic field B'_0 and the amplitude of TE₁ wave A . Fixing $\omega' = k_{\perp}$, we plot $-\omega_{(1,0)}^2/(\gamma \omega'^2)$ in the region $0 \leq b^2 \leq 5$ in Fig. 1, which shows that the cutoff frequency decreases with the ratio of external field strength to wave amplitude B'_0/A as a result of the $\mathcal{O}(\gamma)$ correction. In Fig. 2, we depict $-\omega_{(1,0)}^2/(\gamma \omega'^2)$ in the contour $0 < k_{\perp}^2 \omega'^{-2} \leq 1$, $0 \leq b^2 \leq 5$. The $\mathcal{O}(T^{-1})$ correction in Eq. (56) suggests

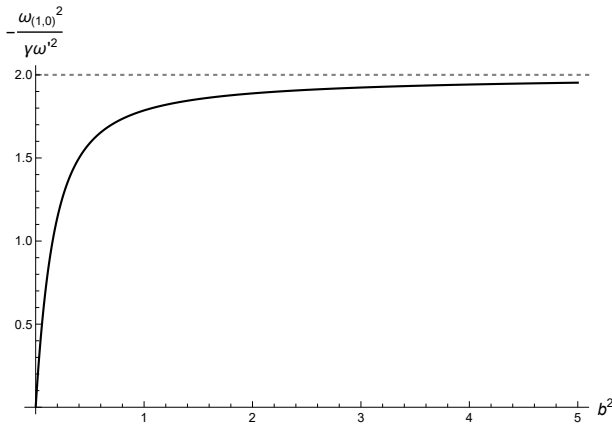


Figure 1: Illustration of $-\omega_{(1,0)}^2/(\gamma\omega'^2)$ in the region $0 \leq b^2 \leq 5$ after fixing $\omega' = k_\perp$, as depicted by the solid curve according to Eq. (57). In agreement with Eq. (57), the curve tends to 2 in the limit $b \rightarrow \infty$, and to 0 at $b = 0$. The dotted asymptotic line corresponds to $-\omega_{(1,0)}^2/(\gamma\omega'^2) = 2$.

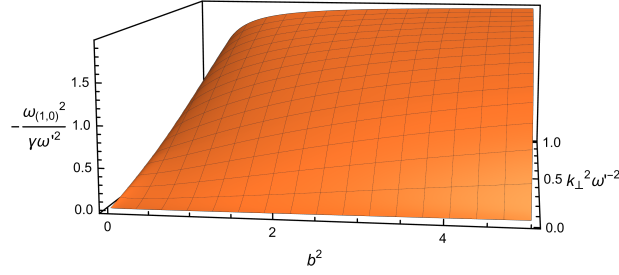


Figure 2: Illustration of $-\omega_{(1,0)}^2/(\gamma\omega'^2)$ in the contour $0 < k_\perp^2 \omega'^{-2} \leq 1$, $0 \leq b^2 \leq 5$ according to Eq. (57). In agreement with Eq. (57), it tends to 0 in the limit $k_\perp/\omega' = 0$ or $b = 0$ with the other parameter fixed.

that the phase velocity decreases with the strength of external magnetic field and the amplitude of TE₁ wave, while the $\mathcal{O}(\gamma)$ correction indicates that the phase velocity decreases with the ratio B'_0/A . Making use of Eqs. (55), (56), we can obtain

$$v_g^2 = 1 - \frac{k_\perp^2}{\omega'^2} + 2 \left(1 - \frac{k_\perp^2}{\omega'^2} \right) \frac{d\omega_{(1,0)}^2}{d(\omega'^2)} - \frac{\omega_{(1,0)}^2}{\omega'^2} + \frac{1}{T} \left[\frac{A^2 k_\perp^4}{2\omega'^2} - B_0'^2 \left(1 - \frac{2k_\perp^2}{\omega'^2} \right) \right] + \mathcal{O}(\gamma^2, T^{-2}, \gamma T^{-1}). \quad (59)$$

The $\mathcal{O}(T^{-1})$ correction in this equation suggests that the group velocity increases with the amplitude of TE₁ wave, but its dependence on the strength of external magnetic field is sensitive to the value of $1 - 2k_\perp^2/\omega'^2$. In Fig. 3, we illustrate $-\gamma^{-1}d\omega_{(1,0)}^2/d(\omega'^2)$ in the contour $0 < k_\perp^2 \omega'^{-2} \leq 1$, $0 \leq b^2 \leq 5$. Similar plots are displayed in Fig. 4 for the $\mathcal{O}(\gamma)$

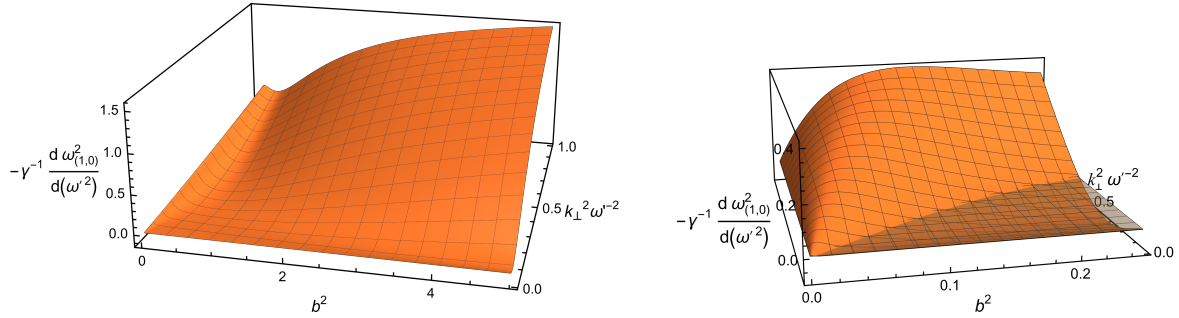


Figure 3: Illustration of $-\gamma^{-1}d\omega_{(1,0)}^2/d(\omega'^2)$ in the contour $0 < k_\perp^2 \omega'^{-2} \leq 1$, $0 \leq b^2 \leq 5$ (left panel) or $0 \leq b^2 \leq 0.25$ (right panel). It tends to 0 in the limit $k_\perp/\omega' = 0$ or $b = 0$ with the other parameter fixed. The shaded plane in the right subfigure represents $-\gamma^{-1}d\omega_{(1,0)}^2/d(\omega'^2) = 0$.

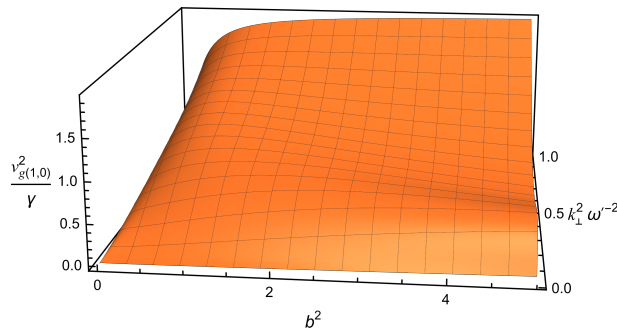


Figure 4: Illustration of $v_{g(1,0)}^2/\gamma$ in the contour $0 < k_{\perp}^2 \omega'^{-2} \leq 1$, $0 \leq b^2 \leq 5$ according to Eq. (60). It tends to 0 in the limit $k_{\perp}/\omega' = 0$ or $b = 0$ with the other parameter fixed. In the limit $k_{\perp}/\omega' = 1$, it reduces to the curve in Fig. 1

correction in v_g^2 ,

$$v_{g(1,0)}^2 = 2 \left(1 - \frac{k_{\perp}^2}{\omega'^2} \right) \frac{d\omega_{(1,0)}^2}{d(\omega'^2)} - \frac{\omega_{(1,0)}^2}{\omega'^2}. \quad (60)$$

This correction does not have a monotonic dependence on the ratio B'_0/A . Near the cutoff frequency, the $\mathcal{O}(\gamma)$ correction is approximately given by the last term in Eq. (60).

IV. CONCLUSION

The BLST electrodynamics is a unified framework to study Maxwell, Born-Infeld, Bialynicki-Birula and ModMax theories not only theoretically but also experimentally. In this framework, we have investigated the TE₁ waves in a parallel-plate waveguide, including its phase velocity v_p , group velocity v_g and cutoff frequency ω'_1 . All of them receive corrections from terms characterized by Born-Infeld constant T and ModMax constant γ . Hunting for such corrections in experiments would help us to test BLST electrodynamics. In our investigation, we have imposed a constant external magnetic field normal to the propagation direction of TE waves.

In Sec. II, the external magnetic field is perpendicular to the waveguide plates. In practice, this may be built by attaching opposite magnetic poles to the parallel plates, which are made of a paramagnetic or ferromagnetic good conductor of electricity. Under the condition of $B'_0/A \geq \omega' + \sqrt{\omega'^2 - k_{\perp}^2}$, we found the BLST corrections to v_p , v_g and ω'_1 of TE₁ waves have the same forms as corrections in Born-Infeld electrodynamics, except for that T is replaced by $\bar{T} = e^{\gamma}T$. Consequently, in this case, the experiment cannot distinguish between BLST theory and Born-Infeld theory, but it can put a lower or upper limit on $e^{\gamma}T$, where the constraints on γ and T are correlated.

In Sec. III, the external field is parallel to the plates. This configuration is more accessible and has richer phenomena. We found the Born-Infeld corrections to v_p , v_g and ω'_1 of TE₁ waves are different from the ModMax corrections. The ModMax corrections depend simply on the ratio of external magnetic field strength B'_0 to transverse electric wave amplitude A , while the Born-Infeld corrections are linear combinations of $B_0'^2$ and A^2 . Specifically, if the external magnetic field is turned off, then the $\mathcal{O}(T^{-1})$ corrections will vanish but the $\mathcal{O}(\gamma)$ corrections will survive. Therefore, in this configuration, the experiment can disentangle the constraints on γ and T , suited to test the BLST electrodynamics.

Acknowledgments

This work is supported by the National Natural Science Foundation of China (Grant Nos. 11834003 and 91836103).

-
- [1] J. D. Jackson, “Classical Electrodynamics,” Wiley, New York, 1999.
[2] D. P. Sorokin, Fortsch. Phys. **70**, no.7-8, 2200092 (2022) [arXiv:2112.12118 [hep-th]].
[3] I. Bialynicki-Birula, “Nonlinear Electrodynamics: Variations on a theme by Born and Infeld”, in *Quantum Theory Of Particles and Fields: birthday volume dedicated to Jan Łopuszański*, eds B. Jancewicz and J. Lukierski, pp 31-48, (World Scientific, 1983).
[4] M. Born and L. Infeld, Proc. Roy. Soc. Lond. A **144**, no.852, 425-451 (1934)

- [5] I. Bialynicki-Birula, *Acta Phys. Polon. B* **23**, 553-559 (1992)
- [6] I. Bandos, K. Lechner, D. Sorokin and P. K. Townsend, *Phys. Rev. D* **102**, 121703 (2020) [arXiv:2007.09092 [hep-th]].
- [7] J. G. Russo and P. K. Townsend, *JHEP* **01**, 039 (2023) [arXiv:2211.10689 [hep-th]].
- [8] R. Ferraro, *Phys. Rev. Lett.* **99**, 230401 (2007) [arXiv:0710.3552 [hep-th]].
- [9] R. Ferraro, *Phys. Lett. A* **325**, 134-138 (2004) [arXiv:hep-th/0309185 [hep-th]].
- [10] N. Manojlovic, V. Perlick and R. Potting, *Annals Phys.* **422**, 168303 (2020) [arXiv:2006.09053 [math-ph]].