

# Interplay between the Hilbert-space dimension of a control system and the memory induced by a quantum SWITCH

Saheli Mukherjee,<sup>1,\*</sup> Bivas Mallick,<sup>1,†</sup> Sravani Yanamandra,<sup>2,3,‡</sup>  
Samyadeb Bhattacharya,<sup>2,3,§</sup> and Ananda G. Maity<sup>4,¶</sup>

<sup>1</sup>*S. N. Bose National Centre for Basic Sciences, Block JD, Sector III, Salt Lake, Kolkata 700 106, India*

<sup>2</sup>*Centre for Quantum Science and Technology*

<sup>3</sup>*Center for Security Theory and Algorithmic Research,*

*International Institute of Information Technology, Gachibowli, Hyderabad 500032, India*

<sup>4</sup>*Networked Quantum Devices Unit, Okinawa Institute of Science and Technology Graduate University, Onna-son, Okinawa 904-0495, Japan*

Several recent studies have demonstrated the utility of the quantum SWITCH as an important resource for enhancing the performance of various information processing tasks. In a quantum SWITCH, the advantages appear significantly due to the coherent superposition of alternative configurations of the quantum components which are controlled by an additional control system. Here we explore the impact of increasing the Hilbert-space dimension of the control system on the performance of the quantum SWITCH. In particular, we focus on a quantifier of the quantum SWITCH through the emergence of non-Markovianity and explicitly study their behavior when we increase the Hilbert-space dimension of the control system. We observe that increasing the Hilbert-space dimension of the control system leads to the corresponding enhancement of the non-Markovian memory induced by it. Our study demonstrates how the dimension of the control system can be harnessed to improve the quantum SWITCH-based information processing or communication tasks.

## I. INTRODUCTION

Shannon's pioneering work established the structure of information theory, underpinning modern communication technology [1]. In Shannon's theory, devices adhere to the principle of classical physics, yet at a fundamental level, these classical laws are mere approximations of the laws of quantum physics. Over time, there has been a significant focus on investigating communication protocols pertaining to the transfer of quantum data. The transmission of quantum data offers promising advantages in various information processing and communication tasks compared to its classical counterpart. This leads to the emergence of the quantum Shannon theory [2, 3].

However, even in the traditional approach of quantum Shannon theory, there is an implicit assumption that information carriers adhere to a predetermined and fixed causal framework. In contrast, quantum theory accommodates a scenario wherein information carriers are organized in a coherent superposition of alternative orders. In the past few years, much interests are devoted to adopt the phenomenon known as indefinite causal order [4–6] to explore its potential advantages in various information processing tasks. In an indefinite causal order framework, an additional ancillary system is used

to control the sequence in which the channels act. For instance, consider two channels denoted by  $\mathcal{N}_1$  and  $\mathcal{N}_2$ . Within this framework, the ancillary qubit determines the sequence in which these channels operate. If the control qubit is initially set to the state  $|0\rangle$ , it results in one specific order of channel action, namely,  $\mathcal{N}_2 \circ \mathcal{N}_1$ . Conversely, if the control qubit is prepared in the state  $|1\rangle$ , the channels will operate in the order  $\mathcal{N}_1 \circ \mathcal{N}_2$ . However, if the control qubit is prepared in a state  $|+\rangle = \frac{|0\rangle + |1\rangle}{\sqrt{2}}$  state, then the two configurations will exist in superposition [4]. Such indefinite configuration is shown to be valuable resource for testing the properties of quantum channels [5], increasing communication [7–10] and computation rates [11], reducing communication complexities [12], improving measurement precision [13], exploring thermodynamic advantages [14–17], and numerous other applications [18–24]. Several experiments have confirmed these advantages as well [25–29].

Despite the numerous potential applications of the concept of indefinite causal order, there remain several aspects of the quantum SWITCH that necessitate thorough investigations. Specifically, a comprehensive investigation into the fundamental resources underpinning the advantages of the quantum SWITCH is yet to be conducted. Recent discoveries highlight the importance of maintaining coherence in the control qubit during both the preparation and measurement steps to uncover the advantages associated with a quantum SWITCH [30]. However, our study primarily aims to investigate another fundamental quantum property that plays a pivotal role in the operation of the quantum SWITCH. Here we show that the fundamental enhancement of the advantages behind the action of quantum SWITCH also hinges on

\* mukherjeesaheli95@gmail.com

† bivasqc@gmail.com

‡ sravani.yanamandra@research.iiit.ac.in

§ samyadeb.b@iiit.ac.in

¶ anandamaity289@gmail.com

the Hilbert-space dimension of the control system. To investigate this explicitly, we particularly explore how the non-Markovian memory of a channel can be enhanced by increasing the Hilbert-space dimension of the control system. Specifically, we employ the recently introduced quantifier of quantum SWITCH, obtained from the induced non-Markovianity [30], resulting from the effective dynamics of the quantum SWITCH operation. We examine the behavior of the depolarizing dynamics under the action of quantum SWITCH by increasing the dimension of the control system and compute the quantifier after its action on the dynamics. We adopt the cyclic SWITCH model as proposed by Chiribella *et al.* [31] and illustrate the fact that enhancing the dimension of the control system will lead to the increment of the quantifier of quantum SWITCH, as evidenced by the induced non-Markovian memory. The formalism of cyclic SWITCH has also been considered earlier in other specific applications of indefinite causal order e.g., to study the classical capacity of a quantum channel [32–34], to analyze the extractable work from a quantum state [16] and many more [35].

The rest of the paper is organized as follows. In section II, we provide a brief overview of indefinite causal order using the quantum SWITCH, along with an introduction to channels operating in a superposition of cyclic orders. Additionally, we also discuss about the quantifier of the quantum SWITCH through induced non-Markovian memory. In section III, we explicitly study the action of the quantum SWITCH for different dimensions of the control system for depolarizing dynamics. A generalization of the SWITCH action to an arbitrary dimension  $n$  of the control system is also presented here. Further, we study the performance of the full quantum-SWITCH consisting of  $n!$  dimensions and the cyclic SWITCH model consisting of  $n$  dimensions, while keeping the number of channels fixed in each case. Finally, in section IV, we summarize our main findings along with some future perspectives.

## II. PRELIMINARIES

In this section, we shall introduce essential tools that form the basis of our paper. We shall also provide a detailed discussion of the scenario involving indefinite causal order, within which the channels are investigated. We use the terminology “target state” for the system of interest and “control state” for the ancillary system. Also, we shall consistently employ the standard notations and terminologies commonly utilized in the field of quantum information theory throughout the paper.

### A. Quantum SWITCH

Quantum channels are the main pathways for sending quantum information to a distant location. A channel  $\mathcal{N}$  is nothing but a completely positive and trace preserving (CPTP) map that acts on the linear operator space, i.e.,  $\mathcal{N} : \mathcal{L}(\mathcal{H}_1) \rightarrow \mathcal{L}(\mathcal{H}_2)$ . The action of the quantum channel can be represented by the Kraus representation  $\mathcal{N}(\rho) = \sum_i E_i \rho E_i^\dagger$  with  $\sum_i E_i^\dagger E_i = \mathbb{1}$  and  $\{E_i\}$  are the Kraus operators. Two or more channels can be used either in series or in parallel combination. For two channels  $\mathcal{N}_1$  and  $\mathcal{N}_2$ , the parallel and the series combinations are respectively denoted by the operations  $E_{i_1} \otimes E_{i_2}$  and  $E_{i_1} \circ E_{i_2}$ , where  $\{E_{i_1}\}$  and  $\{E_{i_2}\}$  are the Kraus operators for the channels  $\mathcal{N}_1$  and  $\mathcal{N}_2$  respectively. In case of a definite causal order, the channels act in a definite way, i.e., either  $\mathcal{N}_1 \circ \mathcal{N}_2$  or  $\mathcal{N}_2 \circ \mathcal{N}_1$  takes place. However, a control qubit can be used to decide the order of the action of the channels leading to the emergence of the phenomenon called indefinite causal order. If the control qubit is in a state  $|0\rangle$ , then the target system first transmits through the channel  $\mathcal{N}_1$  and then the channel  $\mathcal{N}_2$ . This is represented by the Kraus operator,  $E_{i_2} E_{i_1} \otimes |0\rangle\langle 0|$ . On the other hand, if the control qubit is in a state  $|1\rangle$ , then channels act in a reverse way, i.e.,  $\mathcal{N}_2$  is followed by  $\mathcal{N}_1$  and the corresponding Kraus operator is represented by  $E_{i_1} E_{i_2} \otimes |1\rangle\langle 1|$ . Quantum theory also allows coherent superposition of two such configurations with the joint Kraus operator

$$S_{i_1 i_2} = E_{i_2} E_{i_1} \otimes |0\rangle\langle 0| + E_{i_1} E_{i_2} \otimes |1\rangle\langle 1|. \quad (1)$$

If the initial state of the target and the control are  $\rho$  and  $\omega$  respectively, then the evolution of the joint target-control state under the SWITCH action is given by

$$W(\mathcal{N}_1, \mathcal{N}_2)(\rho \otimes \omega) = \sum_{i_1 i_2} S_{i_1 i_2}(\rho \otimes \omega) S_{i_1 i_2}^\dagger. \quad (2)$$

Now, when the initial state of the control is prepared in  $\omega = |+\rangle\langle +|$  state and finally the control qubit is measured in  $\{|+\rangle, |-\rangle\}$  basis, then the target state reduces to

$$\Lambda^{S^{(2)}}(\rho) = \langle \pm | W(\mathcal{N}_1, \mathcal{N}_2)(\rho \otimes |+\rangle\langle +|) | \pm \rangle \quad (3)$$

where  $\Lambda^{S^{(2)}}(\rho)$  is the map corresponding to the superchannel for a 2-dimensional control. Here, it may be noted that in quantum SWITCH mechanisms, the advantages are primarily showcased in conditional or post-selected states determined by the measurement outcomes whereas tracing out the control destroy the indefinite causal order yielding no advantage. In principle, there can be different choices for the initial state of control and for the post-selection corresponding to different measurement outcomes. However, to fully utilize the power of quantum SWITCH, we need to optimize over all

such possible choices. The action of quantum SWITCH as a coherent superposition of channel order is depicted in Fig. 1.

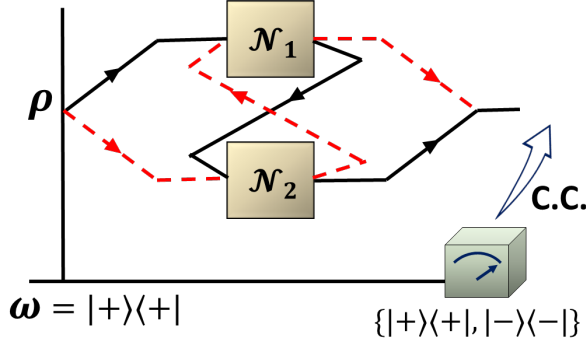


Figure 1: The solid black line represents the SWITCH action when the control qubit is initialised in  $\omega = |0\rangle\langle 0|$ , i.e., the target quantum state  $\rho$  first traverses through the channel  $\mathcal{N}_1$  and then through  $\mathcal{N}_2$ . The dashed red line represents the SWITCH action when the control qubit is initialised in  $\omega = |1\rangle\langle 1|$ , i.e., the target quantum state  $\rho$  first traverses through the channel  $\mathcal{N}_2$  and then through  $\mathcal{N}_1$ . If  $\omega = |+\rangle\langle +|$ , the state  $\rho$  traverses through the effective channel made of superposition of  $\mathcal{N}_1 \circ \mathcal{N}_2$  and  $\mathcal{N}_2 \circ \mathcal{N}_1$ . Finally, the control qubit is accessed through a measurement performed in the coherent basis.

### B. Quantum channels in a superposition of cyclic orders

As discussed in the previous subsection, quantum SWITCH can be used to construct superposition of two causal orders where two channels are taken as inputs. However, driven by the motivation to investigate the impact of higher-dimensional control in quantum SWITCH, as opposed to utilizing just two channels, we aim to employ  $n$  channels, where  $n$  can be arbitrarily large. Within this extended framework accommodating  $n$  channels, there are a total of  $n!$  distinct permutations of channel orderings, and these different superpositions of channel arrangements can be achieved by employing a control system with  $n!$  dimensions. The joint Kraus operator will be

$$S_{i_1 i_2 \dots i_n} = \sum_{m=0}^{l-1} P_m(K_{i_1}, K_{i_2}, \dots, K_{i_n}) \otimes |m\rangle\langle m| \quad (4)$$

where  $l \in [2, n!]$  and  $P_m(K_{i_1}, K_{i_2}, \dots, K_{i_n})$  denotes the different permutations of the channels having Kraus operators  $\{K_{i_1}\}, \{K_{i_2}\}, \dots, \{K_{i_n}\}$  for  $n$  channels respectively.

On the other hand for the case of cyclic permutations,

the joint Kraus operator can be written as,

$$\begin{aligned} S_{i_1 i_2 i_3 \dots i_n} = & K_{i_n} K_{i_{n-1}} \dots K_{i_2} K_{i_1} \otimes |0\rangle\langle 0| \\ & + K_{i_1} K_{i_n} \dots K_{i_3} K_{i_2} \otimes |1\rangle\langle 1| \\ & + K_{i_2} K_{i_1} K_{i_n} \dots K_{i_3} \otimes |2\rangle\langle 2| + \dots \\ & + K_{i_{n-1}} K_{i_{n-2}} \dots K_{i_1} K_{i_n} \otimes |n-1\rangle\langle n-1|. \end{aligned} \quad (5)$$

After the SWITCH action when the control system is measured in  $\{|+\rangle, |-\rangle\}$  basis (where generalized  $|+\rangle = \frac{|0\rangle + |1\rangle + \dots + |n-1\rangle}{\sqrt{n}}$  and  $|-\rangle$  denotes the state(s) orthogonal to  $|+\rangle$ ), the updated target state corresponding to the '+' outcome will become,

$$\begin{aligned} \rho^{(n)}(t) = & \Lambda^{S^{(n)}}(\rho(0)) \\ = & \langle + | S_{i_1 i_2 \dots i_n}(\rho(0) \otimes |+\rangle\langle +|) S_{i_1 i_2 \dots i_n}^\dagger | + \rangle. \end{aligned} \quad (6)$$

From now onwards, in the cyclic SWITCH scenario, we shall denote the action of  $n$ -th dimensional control system as  $n$ -SWITCH and hence by our definition the conventional quantum SWITCH will be denoted as 2-SWITCH. Here it is important to mention that in Ref. [32], the authors also concentrated on cyclic orders, noting that the imminent mixing of cyclic and non-cyclic orders may lead to a decrease in Holevo information, and hence cyclic orders are always more advantageous than non-cyclic ones for a fixed number of channels and control dimension. For this reason, we will also adopt the cyclic SWITCH formalism mostly for our further analysis in the subsequent sections. The overall action of the  $n$ -SWITCH as a coherent superposition of  $n$  channels in cyclic order is depicted in Fig. 2. Eq.(6) can also be written in an alternative form

$$\frac{\sum_{i_1 i_2 \dots i_n} M_{i_1 i_2 \dots i_n} \rho(0) M_{i_1 i_2 \dots i_n}^\dagger}{\text{Tr}\left(\sum_{i_1 i_2 \dots i_n} M_{i_1 i_2 \dots i_n} \rho(0) M_{i_1 i_2 \dots i_n}^\dagger\right)} \quad (7)$$

with

$$M_{i_1 i_2 \dots i_n} = \frac{K_{i_n} \dots K_{i_2} K_{i_1} + K_{i_1} K_{i_n} \dots K_{i_2} + \dots + K_{i_{n-1}} K_{i_{n-2}} \dots K_{i_1} K_{i_n}}{n}.$$

The detailed proof for this equivalence for the case of 2-SWITCH is given in appendix A. In the rest of the paper, we shall use this formula (Eq.(7)) to calculate the updated target state after the SWITCH action for any values of  $n$ . It may be noted here that we can also consider the post-selection corresponding to the other outcome and analogously define the evolution (Kraus) operator using the same approach.

### C. Quantifier of quantum SWITCH through induced non-Markovianity

Inspired by the extensive utility of the quantum SWITCH in various quantum information processing, communication, and computational applications, very

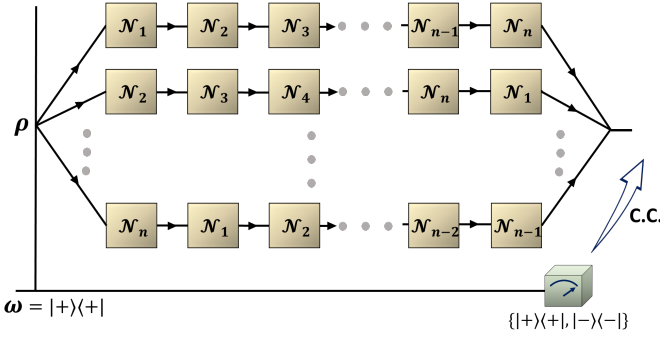


Figure 2: When the control is initialised in  $\omega = |0\rangle\langle 0|$ , the target state  $\rho$  first traverses through the channel  $\mathcal{N}_1$ , then subsequently through the channels  $\mathcal{N}_2, \mathcal{N}_3, \dots, \mathcal{N}_n$ , i.e., the channels acts as  $\mathcal{N}_n \circ \mathcal{N}_{n-1} \circ \dots \circ \mathcal{N}_2 \circ \mathcal{N}_1$ . Similarly, when the control is initialised in  $\omega = |1\rangle\langle 1|$ , the target state  $\rho$  first traverses through the channel  $\mathcal{N}_2$ , then subsequently through the channels  $\mathcal{N}_3, \mathcal{N}_4, \dots, \mathcal{N}_n, \mathcal{N}_1$ , i.e., the channels acts as  $\mathcal{N}_1 \circ \mathcal{N}_n \circ \dots \circ \mathcal{N}_3 \circ \mathcal{N}_2$ . For  $\omega = |n-1\rangle\langle n-1|$ , the action of the channels is as  $\mathcal{N}_{n-1} \circ \mathcal{N}_{n-2} \circ \dots \circ \mathcal{N}_1 \circ \mathcal{N}_n$ . The channels thus act in a cyclic order. However, preparing the control system in coherent basis will lead to the superposition of all such cyclic orders. Finally, the control is accessed through a measurement performed in the generalized coherent basis.

recently dynamical quantification of quantum SWITCH has been proposed [30]. In particular, the authors have explored a specific type of quantum memory that arises when examining the dynamics associated with the operation of the quantum SWITCH. More specifically, a connection has been established between the memory induced by the quantum SWITCH and the information loss that occurs due to the interaction between the target system and the environment through the switched channel. The quantification of this information loss is determined by the disparity in the distance between the two states prior to and subsequent to the switching operation. Their findings demonstrate that, for the time-averaged states, an increase in quantum SWITCH-induced memory corresponds to a decrease in information loss. This indicates that the distance between the two states evolving under the action of quantum SWITCH increases which can be attributed to the backflow of information from the control to the system and hence, corresponds to a non-Markovian dynamics [36–42]. In open quantum systems, the system interacts with the environment and depending on the nature of the evolution (memoryless or not), the dynamics can be one of the two types– Markovian or non-Markovian. A dynamics is called Markovian if it is completely positive and satisfies the divisibility rule

$$\Lambda(t, t_0) = \Lambda(t, s) \circ \Lambda(s, t_0) \quad (8)$$

for  $t \geq s \geq t_0$ . In Markovian dynamics, the environment does not retain any memory of past interactions with the system contrary to a non-Markovian dynamics, where the memory effect is evident. Utilizing the example of a Markovian qubit completely depolarizing channel, in Ref. [30] it has been shown that while the original channel is Markovian, the switched channel exhibits certain non-Markovian effects stemming from the memory induced by the SWITCH action which is quantified by some non-Markovian quantifier. Specifically, the authors consider the RHP measure (named after Rivas, Huelga, and Plenio) [40] and the BLP measure (proposed by Breuer, Laine, and Piilo) [43] of non-Markovianity. Note that since the SWITCH-induced memory turns out to be non-Markovian, we can consider any measure of non-Markovianity. However, in this work, we shall mainly focus on the RHP measure. RHP measure is based on the complete positive (CP) divisibility of a dynamical map and can formally be defined as

$$\mathcal{I} = \int_0^\infty g(t) dt \quad (9)$$

where

$$g(t) = \lim_{\Delta t \rightarrow 0} \frac{\|(\mathbb{1} \otimes \Lambda_{\Delta t}) |\phi\rangle\langle\phi| \|_1 - 1}{\Delta t}, \quad (10)$$

$\Lambda_{\Delta t} = (\mathbb{1} + \Delta t \mathcal{L}_t)$  for a Lindblad type dynamics and  $|\phi\rangle\langle\phi|$  is a maximally entangled state. The normalized measure is thus given by  $\frac{\mathcal{I}}{\mathcal{I}+1}$ . By definition, for a Markovian dynamics, if the map is CP divisible and if it satisfies the trace-preserving condition, then  $g(t) = 0$ . However, if at any point of time, the CP divisibility breaks, then  $g(t) > 0$  and the dynamics is non-Markovian. Formally,  $\int_0^\infty g(t) dt$  is a measure of non-Markovianity.

In this study, we start with Markovian channels (or dynamical maps) and investigate the action of quantum SWITCH on those channels. Starting from an initial state, the final target state is obtained after the action of the quantum SWITCH on these channels, followed by a measurement on the control system, and then post-selection corresponding to the particular outcome. Alternatively, one can investigate the particular dynamics leading to the same final state from the same initial state. We analyze this dynamics and demonstrate that they exhibit non-Markovian traits although the initial dynamical maps (in absence of the quantum SWITCH action) are considered to be Markovian. This suggests that the non-Markovian memory is induced due to the SWITCH operation. In the next section, we shall show that this manifestation of non-Markovian behavior resulting from the SWITCH-induced memory becomes more pronounced as the Hilbert-space dimension of the control system increases.

### III. ACTION OF THE QUANTUM SWITCH ON DEPOLARIZING DYNAMICS

To investigate the action of SWITCH with a control system of arbitrary dimension ( $n \geq 2$ ), we begin by examining the basic qubit depolarizing channel. A qubit system interacts with the environment, and the system's evolution is determined by an invertible map characterized by a Lindblad-type generator  $\mathcal{L}_t$  i.e.,

$$\frac{d\rho}{dt} = \mathcal{L}_t(\rho(t)) \quad (11)$$

where  $\mathcal{L}_t(\rho(t)) = \sum_i \Gamma_i(t)(A_i \rho A_i^\dagger - \frac{1}{2}\{A_i^\dagger A_i, \rho\})$  with  $\Gamma_i(t)$  and  $A_i$  being the Lindblad coefficients and the Lindblad operators respectively. The action of the map is

$$\Lambda(\rho) = \exp\left(\int_0^t \mathcal{L}_s ds\right) \quad (12)$$

The master equation is then given by

$$\frac{d\rho(t)}{dt} = \sum_{i=1}^3 \gamma_i(t)[\sigma_i \rho(t) \sigma_i - \rho(t)] \quad (13)$$

where  $\gamma_i(t)$  are the Lindblad coefficients and  $\sigma_i (i = 1, 2, 3)$  are the Pauli matrices. The state after the channel action is represented by

$$\Lambda(\rho) = \rho(t) = \begin{bmatrix} \rho_{11}(t) & \rho_{12}(t) \\ \rho_{21}(t) & \rho_{22}(t) \end{bmatrix} \quad (14)$$

where,

$$\rho_{11}(t) = \rho_{11}(0) \left(\frac{1 + e^{-2\zeta_1(t)}}{2}\right) + \rho_{22}(0) \left(\frac{1 - e^{-2\zeta_1(t)}}{2}\right),$$

$$\rho_{22}(t) = 1 - \rho_{11}(t), \quad \rho_{12/21}(t) = \rho_{12/21}(0) e^{-2\zeta_2(t)},$$

with

$$\zeta_1(t) = \int_0^t [\gamma_1(s) + \gamma_2(s)] ds$$

$$\zeta_2(t) = \int_0^t [\gamma_2(s) + \gamma_3(s)] ds.$$

For a completely depolarizing channel, the Kraus operators are given by

$$K_1 = \sqrt{A_2(t)} \begin{bmatrix} 0 & 1 \\ 0 & 0 \end{bmatrix}, \quad K_2 = \sqrt{A_2(t)} \begin{bmatrix} 0 & 0 \\ 1 & 0 \end{bmatrix},$$

$$K_3 = \sqrt{\frac{A_1(t) + A_3(t)}{2}} \begin{bmatrix} e^{i\theta(t)} & 0 \\ 0 & 1 \end{bmatrix}, \quad (15)$$

$$K_4 = \sqrt{\frac{A_1(t) - A_3(t)}{2}} \begin{bmatrix} -e^{i\theta(t)} & 0 \\ 0 & 1 \end{bmatrix}.$$

Here,

$$A_1 = \frac{1 + e^{-2\zeta_1(t)}}{2}, \quad A_2 = \frac{1 - e^{-2\zeta_1(t)}}{2}$$

$$A_3 = e^{-2\zeta_2(t)}, \quad \theta(t) = \tan^{-1} \left( \frac{\text{Im}(A_3(t))}{\text{Re}(A_3(t))} \right) = 0.$$

The dynamics is Markovian iff  $\gamma_i(t) \geq 0, \forall i, t$ . For simplicity, here, we take  $\gamma_1(t) = \gamma_2(t) = \gamma_3(t) = \gamma > 0$ .

Now, let's examine the operation of the quantum SWITCH on this depolarizing dynamics. When the dimension of the control system is  $n$ , we examine a scenario involving  $n$  number of qubit depolarizing channels arranged in a cyclic permutation, each channel being described by the Kraus operators as given in Eq.(15). If the initial target qubit state of the system is  $\rho(0)$ , then the state of the target system after the action of quantum SWITCH is  $\Lambda^{S^{(n)}}(\rho(0)) = \rho^{(n)}(t) =$

$$\begin{pmatrix} A^{(n)}(t)\rho_{11}(0) + B^{(n)}(t)\rho_{22}(0) & C^{(n)}(t)\rho_{12}(0) \\ C^{(n)}(t)\rho_{21}(0) & B^{(n)}(t)\rho_{11}(0) + A^{(n)}(t)\rho_{22}(0) \end{pmatrix} \quad (16)$$

where we have considered a post-selection of the control system corresponding to the '+' outcome with  $|+\rangle = \frac{|(0)+|1\rangle+\dots+|n-1\rangle}{\sqrt{n}}$ . Further,  $A^{(n)}(t) = \frac{1+C^{(n)}(t)}{2}$ ,  $B^{(n)}(t) = \frac{1-C^{(n)}(t)}{2}$  and  $C^{(n)}(t)$  are  $n$ -th order polynomial in  $\eta$  (with  $\eta = e^{-4\gamma t}$ ) as derived in appendix B. The proof for the linearity of this map is given in appendix C. The Master equation for the SWITCH action will be of the form

$$\frac{d\rho}{dt} = \sum_i \Gamma_i^{(n)}(t)[\sigma_i \rho(t) \sigma_i - \rho] \quad (17)$$

where  $\Gamma_1^{(n)}(t) = \Gamma_2^{(n)}(t) = \Gamma_3^{(n)}(t) = \Gamma^{(n)}(t) = -\frac{1}{4} \frac{d}{dt} (\ln C^{(n)}(t))$  [44]. The dynamics after the SWITCH action is said to exhibit non-Markovian behavior iff  $\Gamma^{(n)}(t) < 0$  for some  $t$ . The explicit expression for  $C^{(n)}(t)$  and  $\Gamma^{(n)}(t)$  corresponding to the individual dimensions and their comprehensive analysis are formally expressed in the subsequent subsections. For the particular dynamics considered by us,  $\Gamma^{(n)}(t)$  becomes negative after certain time  $T_-^{(n)}$  (i.e.,  $\Gamma^{(n)}(t) < 0$  for  $t > T_-^{(n)}$ ), and will continue to be negative till  $t = \infty$ . We designate the moment  $T_-^{(n)}$  as the characteristic time, denoting the point at which non-Markovianity triggers, i.e., when  $\Gamma^{(n)}(T_-^{(n)}) = 0$ . For the above depolarizing dynamics, the measure of induced non-Markovianity [30] turns out to be

$$g(t) = \begin{cases} 0, & \text{when } \gamma(t) \geq 0 \\ -6\Gamma^{(n)}(t), & \text{when } \gamma(t) < 0. \end{cases} \quad (18)$$

Therefore, in order to capture the memory induced by the quantum SWITCH, it is sufficient to integrate over the

region where the Lindblad coefficient is negative and hence the SWITCH-induced memory ( $\mathcal{M}^{(n)}$ ) reduces to  $\int_{t=T_-^{(n)}}^{\infty} -6\Gamma^{(n)}(t)dt$ . The normalized measure is given by  $\frac{\mathcal{M}^{(n)}}{1+\mathcal{M}^{(n)}}$ . For a more detailed derivation of the SWITCH-induced memory, interested readers are referred to the Ref. [30]. Note that for the cyclic SWITCH scenario (all the cases considered below), the measure of SWITCH-induced non-Markovianity turns out to be maximum when the initial state of control is prepared at  $|+\rangle$  and the control state after the SWITCH action is measured in the  $\{|+\rangle, |-\rangle\}$  basis followed by a post-selection corresponding to the '+' outcome. So unless specified otherwise, we shall take this choice of the initial control state and post-selection throughout the paper. The dynamics corresponding to the post-selection resulting in other measurement outcomes can also be derived in a similar fashion. Nevertheless, the Lindblad coefficients ( $\gamma_1, \gamma_2$  and  $\gamma_3$ ) can also be considered different in general and this has been studied explicitly in appendix D.

#### A. Action of the 2-SWITCH

For the action of 2-SWITCH (which is the conventional quantum SWITCH), the Kraus operator,  $S_{i_1 i_2}$  for the super-channel can be considered as given in Eq.(1). After the action of the 2-SWITCH, when the control qubit is measured in the  $\{|+\rangle, |-\rangle\}$  basis, the effective target state (corresponding to the '+' outcome) becomes (from Eq.(3))  $\rho^{(2)}(t) = \Lambda^{S^{(2)}}(\rho(0)) = \langle + | S_{i_1 i_2}(\rho(0) \otimes |+\rangle \langle + |) S_{i_1 i_2}^\dagger |+\rangle$ . Now from Eq.(7),  $\rho^{(2)}(t)$  can also be written in an alternative form as  $\frac{\sum_{i_1 i_2} M_{i_1 i_2} \rho(0) M_{i_1 i_2}^\dagger}{\text{Tr}(\sum_{i_1 i_2} M_{i_1 i_2} \rho(0) M_{i_1 i_2}^\dagger)}$  with  $M_{i_1 i_2} = \frac{K_{i_1} K_{i_2} + K_{i_2} K_{i_1}}{2}$  and  $i_1, i_2 \in \{1, 2, 3, 4\}$ . The updated target state is then given by Eq.(16) with

$$C^{(2)}(\eta) = \frac{-(9\eta^2 - 2\eta + 1)}{(3\eta^2 - 6\eta - 5)}.$$

The above expression leads to

$$\Gamma^{(2)}(\eta) = \frac{16\gamma\eta(3\eta^2 + 6\eta - 1)}{(9\eta^2 - 2\eta + 1)(-3\eta^2 + 6\eta + 5)}. \quad (19)$$

We plot  $6\Gamma^{(2)}(t)$  in Fig. 3. Throughout the paper,  $C^{(n)}(t)$  and  $\Gamma^{(n)}(t)$  are calculated from  $C^{(n)}(\eta)$  and  $\Gamma^{(n)}(\eta)$  respectively by using  $\eta = e^{-4\gamma t}$ . Now, in order to explicitly calculate the memory induced by the 2-SWITCH, we first evaluate the characteristics time,  $T_-^{(2)}$  corresponding to the dynamics of 2-SWITCH. Since at  $t = T_-^{(2)}$ ,  $\Gamma^{(2)}(t) = 0$ , from Eq.(19) we get  $T_-^{(2)} = -\frac{1}{4\gamma} \ln(0.155)$ . This implies  $\mathcal{M}^{(2)} = \frac{3}{2} [\ln C^{(2)}(\infty) - \ln C^{(2)}(T_-^{(2)})] = 0.385$ . The normalized measure is  $\frac{0.385}{0.385+1} = 0.278$ .

To comprehend the role of the Hilbert-space dimension of the control system behind the action of quantum SWITCH, in the subsequent subsections, we investigate the effective dynamics when quantum SWITCH is applied with a control system of higher dimension.

#### B. Action of the 3-SWITCH

For the 3-SWITCH, the overall Kraus operator can be described as

$$S_{i_1 i_2 i_3} = K_{i_3} K_{i_2} K_{i_1} \otimes |0\rangle \langle 0| + K_{i_1} K_{i_3} K_{i_2} \otimes |1\rangle \langle 1| + K_{i_2} K_{i_1} K_{i_3} \otimes |2\rangle \langle 2|. \quad (20)$$

After the action of the 3-SWITCH, when the control qutrit is measured in the coherent basis, the effective target state corresponding to the '+' (here  $|+\rangle = \frac{|0\rangle + |1\rangle + |2\rangle}{\sqrt{3}}$ ) outcome becomes

$$\rho^{(3)}(t) = \Lambda^{S^{(3)}}(\rho(0)) = \langle + | S_{i_1 i_2 i_3}(\rho(0) \otimes |+\rangle \langle + |) S_{i_1 i_2 i_3}^\dagger |+\rangle$$

where  $i_1, i_2, i_3 \in \{1, 2, 3, 4\}$ . Above expression for  $\rho(t)$  can also be written (using Eq.(7)) as

$$\rho^{(3)}(t) = \frac{\sum_{i_1 i_2 i_3} M_{i_1 i_2 i_3} \rho(0) M_{i_1 i_2 i_3}^\dagger}{\text{Tr}(\sum_{i_1 i_2 i_3} M_{i_1 i_2 i_3} \rho(0) M_{i_1 i_2 i_3}^\dagger)}$$

where  $M_{i_1 i_2 i_3} = \frac{K_{i_3} K_{i_2} K_{i_1} + K_{i_1} K_{i_3} K_{i_2} + K_{i_2} K_{i_1} K_{i_3}}{3}$ . After simplification and comparing with Eq.(16) we get

$$C^{(3)}(\eta) = \frac{7\eta^3 - \eta^2 - \eta + 1}{3(-\eta^3 + \eta^2 + \eta + 1)}.$$

This implies

$$\Gamma^{(3)}(\eta) = \frac{-2\gamma\eta(-3\eta^4 - 6\eta^3 - 12\eta^2 + 2\eta + 1)}{(-7\eta^6 + 8\eta^5 + 7\eta^4 + 4\eta^3 - \eta^2 + 1)}. \quad (21)$$

In order to explore the dynamical behavior reflecting the impact of the quantum SWITCH, we plot  $6\Gamma^{(3)}(t)$  with  $t$  in Fig. 3.

With the aim of explicitly calculating the SWITCH-induced memory, we first compute the characteristics time  $T_-^{(3)}$  for the 3-SWITCH. Since at  $t = T_-^{(3)}$ ,  $\Gamma^{(3)}(t) = 0$ , then from Eq.(21), we get  $T_-^{(3)} = -\frac{1}{4\gamma} \ln(0.342)$  implying  $\mathcal{M}^{(3)} = \frac{3}{2} [\ln C^{(3)}(\infty) - \ln C^{(3)}(T_-^{(3)})] = 0.821$ . Hence, the normalized measure comes out to be  $\frac{0.821}{0.821+1} = 0.451$ . Figure 3 clearly illustrates that after the action of the 3-SWITCH, the non-Markovian behavior emerges and seems to be even more pronounced compared to the 2-SWITCH, despite both starting from the same initial Markovian channel.

### C. Action of the $n$ -SWITCH

With the aim of analyzing the action of the  $n$ -SWITCH, the Kraus operator for the superchannel can be expressed in the form of Eq.(5). Following the analysis given in section II, after the action of the  $n$ -SWITCH (when the control system is measured in the superposition basis), the effective target state (corresponding to the '+' outcome) becomes

$$\begin{aligned}\rho^{(n)}(t) &= \Lambda^{S^{(n)}}(\rho(0)) \\ &= \langle + | S_{i_1 i_2 \dots i_n}(\rho(0) \otimes |+\rangle \langle +|) S_{i_1 i_2 \dots i_n}^\dagger |+\rangle\end{aligned}$$

where  $i_1, i_2, \dots, i_n \in \{1, 2, 3, 4\}$ . Above  $\rho^{(n)}(t)$  can also be expressed in terms of Eq.(7). Upon simplification and comparing with Eq.(16) we get

$$C^{(n)}(\eta) = \frac{-(5n-1)\eta^n - 2\sum_{i=1}^{n-1}\eta^i + (n-1)}{3(n-1)\eta^n - 6\sum_{j=1}^{n-1}\eta^j - (n+3)}$$

and

$$\Gamma^{(n)}(\eta) = \frac{a_1 b_2 - b_1 a_2}{a_2 b_2} \quad (22)$$

where  $a_1 = -24\gamma \sum_{k=1}^{n-1} k\eta^k + 12n(n-1)\gamma\eta^n$ ,  
 $a_2 = 4[(n+3) + 6\sum_{k=1}^{n-1}\eta^k - 3(n-1)\eta^n]$ ,  
 $b_1 = 8\gamma \sum_{k=1}^{n-1} k\eta^k - 4n(5n-1)\gamma\eta^n$ ,  
 $b_2 = 4[(n-1) - 2\sum_{k=1}^{n-1}\eta^k + (5n-1)\eta^n]$ .

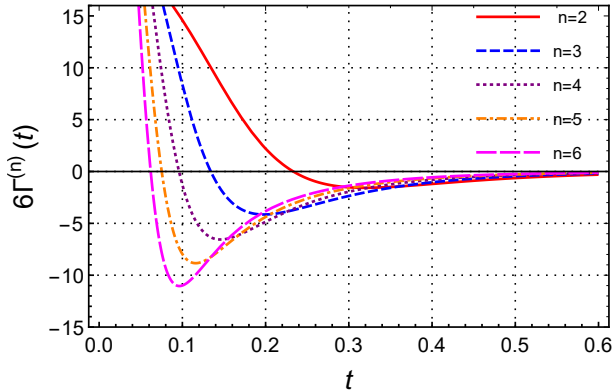


Figure 3: Representation of the SWITCH-induced measure of non-Markovianity in RHP sense for  $n$ -SWITCH in the region where  $\Gamma^{(n)}(t) < 0$  and  $\gamma = 2$ . The region where  $\Gamma^{(n)}(t) < 0$  indicates the emergent non-Markovianity due to the SWITCH action.

**Analysis of the  $n$ -SWITCH action:** Fig. 3 displays the combined plots illustrating the SWITCH-induced non-Markovianity of cyclic  $n$ -SWITCH for different  $n$ . From Fig. 3, it is evident that after the action of quantum

SWITCH, the effective dynamics show non-Markovian traits. The figure also clearly indicates that after a certain characteristic time the information backflow triggers. Furthermore, as  $n$  increases, this effect becomes more prominent, leading to the manifestation of enhanced non-Markovian memory induced by the quantum SWITCH.

To validate this further, we proceed to explicitly compute the memory induced by the quantum SWITCH with  $n$ . The quantification of the SWITCH-induced memory can be defined as  $\mathcal{M}^{(n)} = \int_{T_-^{(n)}}^{\infty} -6\Gamma^{(n)}(t) dt$ . Upon simplification this expression reduces to  $\frac{3}{2}[\ln C^{(n)}(\infty) - \ln C^{(n)}(T_-^{(n)})]$ . This indicates that explicit computation of the quantifier requires evaluating the value of the function  $\ln C^{(n)}(t)$  at both  $t = \infty$  and  $t = T_-^{(n)}$ . However, determining  $T_-^{(n)}$  involves solving the equation,  $\Gamma^{(n)}(t) = 0$ , where the roots of this  $n$ -th order polynomial provide the value of  $T_-^{(n)}$ . Hence, obtaining an analytical expression for arbitrary  $n$  becomes cumbersome. The values of the characteristic time and the normalized measure for the SWITCH-induced memory upto  $n = 15$  is given in Table II in appendix E.

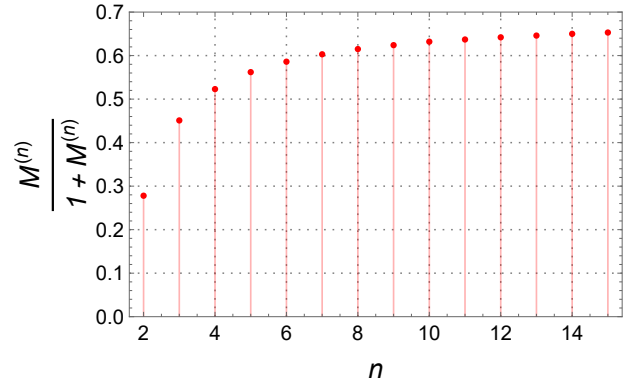


Figure 4: Plot showing the dependence of the quantifier of the quantum SWITCH on  $n$ .

Fig. 4 shows the plot of the normalized measure of the SWITCH-induced memory for different values of  $n$ . It is clear from the graph that the quantifier of the quantum SWITCH increases with  $n$  indicating that the augmentation of the control system's dimension enhances the performance of the quantum SWITCH. However, one may still ask whether the increase in the memory induced by quantum SWITCH can solely be attributed to the increase in the dimension of control since the number of channels also increases along with the increase in the dimension of the control. To discard this possibility, here we also evaluate the memory induced by quantum SWITCH by increasing the Hilbert-space dimension ( $n$ ) of the control system while keeping the number of channels ( $X$ ) fixed.

For all the cases considered so far, the dimension of

the control has been taken to be same as the number of channels. We present an explicit case study of  $n \leq X$  for several  $n$  and  $X$  in appendix F. The values of the normalized measure for the SWITCH-induced memory for  $n \leq X$  are summarized in Table I (for explicit calculation we refer to appendix F). Our study reveals that the SWITCH-induced memory always increases as  $n$  increases for a fixed  $X$ , as evident from Table I. This demonstrates that increasing the dimension of the control plays a crucial role for the enhancement of the SWITCH performance.

Another important observation that can be inferred from our study is that the performance of the quantum SWITCH may also depend on the number of channels used. This is also confirmed by the data presented in Table I.

| $n$ | $X$ | $T_-^{(n),X}$ | Measure ( $\mathcal{M}_X^{(n)}$ ) | Normalized measure ( $\frac{\mathcal{M}_X^{(n)}}{1+\mathcal{M}_X^{(n)}}$ ) |
|-----|-----|---------------|-----------------------------------|--|
| 2   | 3   | 0.159         | 0.539                             | 0.350  |
| 3   | 3   | 0.134         | 0.821                             | 0.451  |
| 2   | 4   | 0.124         | 0.760                             | 0.432  |
| 3   | 4   | 0.437         | 0.915                             | 0.478  |
| 4   | 4   | 0.096         | 1.097                             | 0.523  |
| 2   | 5   | 0.102         | 0.965                             | 0.491  |
| 3   | 5   | 0.086         | 1.072                             | 0.517  |

Table I: Computation of the characteristics time ( $T_-^{(n),X}$ ) and the normalized measure of SWITCH-induced memory for different dimensions of the SWITCH control and for different number of channels for  $n \leq X$ , taking  $\gamma = 2$

One may also analyse the maximum amount of induced non-Markovian memory that can be efficiently extracted and accessed from the effective action of the cyclic  $n$ -SWITCH from Fig. 4. The quantifier tends to saturate with  $n$ , since the rate of increment decreases as  $n$  grows. A trivial upper bound for the induced non-Markovian memory can also be argued from the fact as described below.

The quantifier for arbitrary  $n$  with  $n \rightarrow \infty$  becomes

$$\lim_{n \rightarrow \infty} \left[ \frac{3}{2} (\ln C^{(n)}(\infty) - \ln C^{(n)}(T_-^{(n)})) \right] \\ \stackrel{a}{=} -\frac{3}{2} \lim_{n \rightarrow \infty} \ln C^{(n)}(T_-^{(n)}) \stackrel{b}{\leq} -\frac{3}{2} \ln C^{(15)}(T_-^{(15)}) = 2.26$$

The equality (a) arises from the fact that  $\lim_{n \rightarrow \infty} [\ln C^{(n)}(\infty)] = 0$  (directly derived from the expression of  $C^{(n)}$ ), and the inequality (b) follows since the second term,  $-\ln C^{(n)}(T_-^{(n)})$ , reduces with  $n$  and can be trivially bounded for a specific value of  $n$ , which we set to be 15 (the bounds become more stringent for higher  $n$ ). Consequently, the maximum value of  $M$  as  $n \rightarrow \infty$  can be bounded by 2.26 which in the normalized form becomes 0.693.

#### D. Comparison of full-SWITCH consisting of $n!$ dimensional control and cyclic $n$ -SWITCH when the number of channels used is fixed

To firmly establish the fact that the enhancement of the SWITCH-induced memory actually hinges on the Hilbert-space dimension of the control system, we provide further study on the behavior of the SWITCH-induced memory with varying dimensions ( $n$ ) of the control system while keeping the number of channels ( $X$ ) fixed (however here  $n > X$ ). In particular, we compare the cyclic  $n$ -SWITCH with  $n$  dimensional control with the full SWITCH consisting of  $n!$  dimensional control while the number of channels used is fixed to be  $n$ .

Since for  $n = 2$ , the full SWITCH as well as the cyclic SWITCH configuration both have a 2-dimensional control, the first non-trivial example arises for the  $n = 3$  case. Our primary goal being to compare the effect of the control system's dimension on the memory induced by the quantum SWITCH, we also fix the number of channels to be three i.e.,  $X = 3$ . For  $X = 3$ , there are a total of  $3!$  possible orderings of the channels, and each configuration can be controlled by a different control system. The Kraus operator corresponding to the superchannel is then described as follows:

$$S_{i_1 i_2 i_3}^{X=3} = K_{i_3} K_{i_2} K_{i_1} \otimes |0\rangle \langle 0| + K_{i_1} K_{i_3} K_{i_2} \otimes |1\rangle \langle 1| \\ + K_{i_2} K_{i_1} K_{i_3} \otimes |2\rangle \langle 2| + K_{i_2} K_{i_3} K_{i_1} \otimes |3\rangle \langle 3| \\ + K_{i_3} K_{i_1} K_{i_2} \otimes |4\rangle \langle 4| + K_{i_1} K_{i_2} K_{i_3} \otimes |5\rangle \langle 5| \quad (23)$$

where  $\{K_{i_1}\}, \{K_{i_2}\}, \{K_{i_3}\}$  are the Kraus operators of  $\mathcal{N}_1, \mathcal{N}_2$  and  $\mathcal{N}_3$  respectively. As discussed in section II, we prepare the control system in a superposition state and finally perform measurement on the control system on a superposition basis. For a six dimensional control system the measurement basis can be a Fourier basis with six orthogonal basis elements. In order to analyse the performance of quantum SWITCH, we have to evaluate the normalized measure of the SWITCH-induced memory over all such possible initial and post-selected states to obtain the maximum possible value of the quantifier. It is important to note that, unlike the previous cases, the maximum value of the measure is obtained for specific choices of control state preparation and post-selection corresponding to the following measurement basis element. When the control system is initialized in  $|+\rangle$  state (where  $|+\rangle = \frac{1}{\sqrt{6}} (1 \ 1 \ 1 \ 1 \ 1 \ 1)^T$ ,  $T$  denotes transpose) and measured in the Fourier basis, the effective target state corresponding to the post-selection in  $|-\rangle$  state (where  $|-\rangle = \frac{1}{\sqrt{6}} (1 \ 1 \ 1 \ -1 \ -1 \ -1)^T$ ) becomes  $\rho_{X=3}^{(6)}(t) = \Lambda_{X=3}^{S(6)}(\rho(0)) = \langle - | S_{i_1 i_2 i_3}^{X=3}(\rho(0) \otimes |+\rangle \langle +|) S_{i_1 i_2 i_3}^{+X=3} | - \rangle$ . After explicit calculations, we find the Lindblad coefficient to



be

$$\Gamma_{X=3}^{(6)}(\eta) = \frac{3\gamma\eta}{3\eta - 2}.$$

The characteristic time turns out to be

$$T_{-}^{(6),X=3} = \frac{-1}{4\gamma} \ln\left(\frac{2}{3}\right)$$

and at  $t = T_{-}^{(6),X=3}$ ,  $\Gamma_{X=3}^{(6)}(t) = \infty$ . This implies the SWITCH-induced memory,

$$\mathcal{M}_{X=3}^{(6)} = \frac{3}{2} [\ln C_{X=3}^{(6)}(\infty) - \ln C_{X=3}^{(6)}(T_{-}^{(6),X=3})] = \infty \quad (24)$$

However, one may evaluate the normalized measure

$\frac{\mathcal{M}_{X=3}^{(6)}}{1 + \mathcal{M}_{X=3}^{(6)}}$  which turns out to be 1. The BLP measure for this case is presented in appendix G for convenience.

On the other hand, the normalized measure for the SWITCH-induced memory for the case  $n = 3, X = 3$ , (see section III B for details) turns out to be 0.451. This establishes the fact that the Hilbert-space dimension of the control systems plays an important role in the non-Markovian memory induced by the quantum SWITCH.

#### IV. CONCLUSIONS

Despite the extensive range of potential applications of quantum SWITCH in information processing tasks, their comprehensive characterization and a complete understanding of the underlying fundamental resources remain elusive even today. In addition to the coherent superposition of alternative configurations of the quantum components, recent studies have emphasized the significance of maintaining coherence in the control

system during both preparation and measurement to ensure the advantages associated with the operation of a quantum SWITCH [30]. In this study we investigate how the Hilbert-space dimension of the control system plays a crucial role in ensuring the promising advantages associated with the operation of quantum SWITCH. To be more specific, we focus on quantifying the emergence of non-Markovian memory within the dynamics of the quantum SWITCH and observe that augmenting the Hilbert-space dimension of the control system is linked to an improved performance of the quantum SWITCH, as evidenced by the non-Markovian memory it produces. The interplay between the Hilbert-space dimension of the control system and induced non-Markovianity is a direct evidence that it acts as a resource behind the action of the quantum SWITCH.

Our study uncovers several potential open problems and avenues for future research. For instance, if it is possible to set an upper limit on the memory induced by the SWITCH for each value of  $n$  under some restricted scenario (e.g., restricting to a particular type of channels etc.), then our formalism can be used to witness the dimension of the control system. We keep this aspect open for future investigation. Additionally, one can further explore the role of the Hilbert-space dimension of the control system explicitly on other information processing tasks e.g., the transmission of classical, quantum, or private information through the quantum channel.

#### V. ACKNOWLEDGEMENTS

The authors acknowledge the anonymous reviewers for their useful comments and suggestions. S.M. and B.M. acknowledge insightful discussions with Sahil Gopalkrishna Naik of SNBNCBS, Kolkata. B.M. acknowledges the DST INSPIRE fellowship program for financial support.

- 
- [1] C. E. Shannon, "A mathematical theory of communication," *Bell Syst. Tech. J.* **27**, 379 (1948).
- [2] I. Chuang and M. Nielsen, *Quantum Computation and Quantum Information* (Cambridge University Press, 2000).
- [3] M. M. Wilde, *Quantum Information Theory* (Cambridge University Press, Cambridge, England, 2013).
- [4] G. Chiribella, G. M. D'Ariano, P. Perinotti, and B. Valiron, "Quantum computations without definite causal structure," *Phys. Rev. A* **88**, 022318 (2013).
- [5] Giulio Chiribella, "Perfect discrimination of no-signalling channels via quantum superposition of causal structures," *Physical Review A—Atomic, Molecular, and Optical Physics* **86**, 040301 (2012).
- [6] O. Oreshkov, F. Costa, and Č. Brukner, "Quantum correlations with no causal order," *Nat. Commun.* **3** (2012).
- [7] D. Ebler, S. Salek, and G. Chiribella, "Enhanced communication with the assistance of indefinite causal order," *Phys. Rev. Lett.* **120**, 120502 (2018).
- [8] Giulio Chiribella, Manik Banik, Some Sankar Bhattacharya, Tamal Guha, Mir Alimuddin, Arup Roy, Sutapa Saha, Sristy Agrawal, and Guruprasad Kar, "Indefinite causal order enables perfect quantum communication with zero capacity channels," *New Journal of Physics* **23**, 033039 (2021).
- [9] Some Sankar Bhattacharya, Ananda G. Maity, Tamal Guha, Giulio Chiribella, and Manik Banik, "Random-receiver quantum communication," *PRX Quantum* **2**, 020350 (2021).
- [10] Seiseki Akibue, Masaki Owari, Go Kato, and Mio Muraio, "Entanglement-assisted classical communication can simu-

- late classical communication without causal order," *Physical Review A* **96**, 062331 (2017).
- [11] M. Araújo, C. Branciard, F. Costa, A. Feix, C. Giarmatzi, and C. Brukner, "Witnessing causal nonseparability," *New Journal of Physics* **17**, 102001 (2015).
- [12] P. A. Guerin, G. Rubino, and Č Brukner, "Communication through quantum-controlled noise," *Phys. Rev. A* **99**, 062317 (2019).
- [13] Xiaobin Zhao, Yuxiang Yang, and Giulio Chiribella, "Quantum metrology with indefinite causal order," *Phys. Rev. Lett.* **124**, 190503 (2020).
- [14] Tamal Guha, Mir Alimuddin, and Preeti Parashar, "Thermodynamic advancement in the causally inseparable occurrence of thermal maps," *Phys. Rev. A* **102**, 032215 (2020).
- [15] David Felce and Vlatko Vedral, "Quantum refrigeration with indefinite causal order," *Phys. Rev. Lett.* **125**, 070603 (2020).
- [16] Kyrylo Simonov, Saptarshi Roy, Tamal Guha, Zoltán Zimborás, and Giulio Chiribella, "Activation of thermal states by coherently controlled thermalization processes," *arXiv preprint arXiv:2208.04034* (2022).
- [17] Xiangjing Liu, Daniel Ebler, and Oscar Dahlsten, "Thermodynamics of quantum switch information capacity activation," *Physical Review Letters* **129**, 230604 (2022).
- [18] Ananda G Maity and Samyadeb Bhattacharya, "Activating information backflow with the assistance of quantum switch," *Journal of Physics A: Mathematical and Theoretical* (2024).
- [19] Chiranjib Mukhopadhyay and Arun Kumar Pati, "Superposition of causal order enables quantum advantage in teleportation under very noisy channels," *Journal of Physics Communications* **4**, 105003 (2020).
- [20] Pratik Ghosal, Arkaprabha Ghosal, Debarshi Das, and Ananda G. Maity, "Quantum superposition of causal structures as a universal resource for local implementation of nonlocal quantum operations," *Phys. Rev. A* **107**, 022613 (2023).
- [21] Tein van der Lugt, Jonathan Barrett, and Giulio Chiribella, "Device-independent certification of indefinite causal order in the quantum switch," *Nature Communications* **14**, 5811 (2023).
- [22] Satoshi Yoshida, Akihito Soeda, and Mio Muraio, "Reversing unknown qubit-unitary operation, deterministically and exactly," *Physical Review Letters* **131**, 120602 (2023).
- [23] Marco Túlio Quintino, Qingxiuxiong Dong, Atsushi Shimbo, Akihito Soeda, and Mio Muraio, "Reversing unknown quantum transformations: Universal quantum circuit for inverting general unitary operations," *Physical review letters* **123**, 210502 (2019).
- [24] Jessica Bavaresco, Mio Muraio, and Marco Túlio Quintino, "Strict hierarchy between parallel, sequential, and indefinite-causal-order strategies for channel discrimination," *Physical review letters* **127**, 200504 (2021).
- [25] L. M. Procopio et al., "Experimental superposition of orders of quantum gates," *Nat. Commun.* **6** (2015).
- [26] G. Rubino et al., "Experimental verification of an indefinite causal order," *Science Advances* **3**, e1602589 (2017).
- [27] Giulia Rubino, Lee A Rozema, Daniel Ebler, Hlér Kristjánsson, Sina Salek, Philippe Allard Guérin, Alastair A Abbott, Cyril Branciard, Časlav Brukner, Giulio Chiribella, et al., "Experimental quantum communication enhancement by superposing trajectories," *Physical Review Research* **3**, 013093 (2021).
- [28] K. Goswami, C. Giarmatzi, M. Kewming, F. Costa, C. Branciard, J. Romero, and A. G. White, "Indefinite causal order in a quantum switch," *Phys. Rev. Lett.* **121**, 090503 (2018).
- [29] K Goswami and J Romero, "Experiments on quantum causality," *AVS Quantum Science* **2**, 037101 (2020).
- [30] Vishal Anand, Ananda G Maity, Subhadip Mitra, and Samyadeb Bhattacharya, "Emergent non-markovianity and dynamical quantification of the quantum switch," *arXiv preprint arXiv:2307.01964* (2023).
- [31] Giulio Chiribella, Matt Wilson, and HF Chau, "Quantum and classical data transmission through completely depolarizing channels in a superposition of cyclic orders," *Physical review letters* **127**, 190502 (2021).
- [32] Sk Sazim, Michal Sedlak, Kratveer Singh, and Arun Kumar Pati, "Classical communication with indefinite causal order for n completely depolarizing channels," *Physical Review A* **103**, 062610 (2021).
- [33] Lorenzo M Procopio, Francisco Delgado, Marco Enríquez, Nadia Belabas, and Juan Ariel Levenson, "Communication enhancement through quantum coherent control of n channels in an indefinite causal-order scenario," *Entropy* **21**, 1012 (2019).
- [34] Lorenzo M Procopio, Francisco Delgado, Marco Enríquez, Nadia Belabas, and Juan Ariel Levenson, "Sending classical information via three noisy channels in superposition of causal orders," *Physical Review A* **101**, 012346 (2020).
- [35] Hanlin Nie, Tianfeng Feng, Samuel Longden, and Vlatko Vedral, "Quantum cooling activated by coherently-controlled thermalisation," (2022), *arXiv:2201.06954 [quant-ph]*.
- [36] Angel Rivas, Susana F Huelga, and Martin B Plenio, "Quantum non-markovianity: characterization, quantification and detection," *Reports on Progress in Physics* **77**, 094001 (2014).
- [37] Heinz-Peter Breuer, Elsi-Mari Laine, Jyrki Piilo, and Bassano Vacchini, "Colloquium," *Rev. Mod. Phys.* **88**, 021002 (2016).
- [38] Inés de Vega and Daniel Alonso, "Dynamics of non-markovian open quantum systems," *Rev. Mod. Phys.* **89**, 015001 (2017).
- [39] Elsi-Mari Laine, Jyrki Piilo, and Heinz-Peter Breuer, "Measurement for the non-markovianity of quantum processes," *Physical Review A* **81**, 062115 (2010).
- [40] Ángel Rivas, Susana F Huelga, and Martin B Plenio, "Entanglement and non-markovianity of quantum evolutions," *Physical review letters* **105**, 050403 (2010).
- [41] Ananda G Maity, Samyadeb Bhattacharya, and A S Majumdar, "Detecting non-markovianity via uncertainty relations," *Journal of Physics A: Mathematical and Theoretical* **53**, 175301 (2020).
- [42] Bivas Mallick, Saheli Mukherjee, Ananda G Maity, and AS Majumdar, "Assessing non-markovian dynamics through moments of the choi state," *Physical Review A* **109**, 022247 (2024).
- [43] Heinz-Peter Breuer, Elsi-Mari Laine, and Jyrki Piilo, "Measurement for the degree of non-markovian behavior of quantum processes in open systems," *Physical review letters* **103**, 210401 (2009).

- [44] Samyadeb Bhattacharya, Avijit Misra, Chiranjib Mukhopadhyay, and Arun Kumar Pati, "Exact master equation for a spin interacting with a spin bath: Non-markovianity and negative entropy production rate," *Physical Review A* **95**, 012122 (2017).
- [45] Chiranjib Mukhopadhyay, Samyadeb Bhattacharya, Avijit Misra, and Arun Kumar Pati, "Dynamics and thermodynamics of a central spin immersed in a spin bath," *Physical Review A* **96**, 052125 (2017).
- [46] Erika Andersson, James D Cresser, and Michael JW Hall, "Finding the kraus decomposition from a master equation and vice versa," *Journal of Modern Optics* **54**, 1695–1716 (2007).
- [47] Michael JW Hall, James D Cresser, Li Li, and Erika Andersson, "Canonical form of master equations and characterization of non-markovianity," *Physical Review A* **89**, 042120 (2014).

### Appendix A: Kraus representation of quantum 2-SWITCH

For the 2-SWITCH, the Kraus operator corresponding to the superchannel is described as

$$S_{i_1 i_2} = K_{i_2} K_{i_1} \otimes |0\rangle \langle 0| + K_{i_1} K_{i_2} \otimes |1\rangle \langle 1|.$$

Therefore, the overall evolution of the composite target-control state can be expressed as

$$W(\mathcal{N}_1, \mathcal{N}_2)(\rho \otimes \omega) = \sum_{i_1 i_2} S_{i_1 i_2}(\rho \otimes \omega) S_{i_1 i_2}^\dagger. \quad (\text{A1})$$

After measuring the control in the coherent basis, the reduced target state of the system corresponding to the '+' outcome becomes,

$$\Lambda^{S^{(2)}}(\rho) = \langle + | W(\mathcal{N}_1, \mathcal{N}_2)(\rho \otimes \omega) | + \rangle.$$

Let us now rewrite the action of the quantum 2-SWITCH in terms of Kraus representation. Eq.(A1) can also be written as

$$\begin{aligned} W(\mathcal{N}_1, \mathcal{N}_2)(\rho \otimes |+\rangle \langle +|) &= \sum_{i_1 i_2} (K_{i_2} K_{i_1} \rho K_{i_1}^\dagger K_{i_2}^\dagger \otimes \frac{1}{2} |0\rangle \langle 0| \\ &+ K_{i_2} K_{i_1} \rho K_{i_2}^\dagger K_{i_1}^\dagger \otimes \frac{1}{2} |0\rangle \langle 1| + K_{i_1} K_{i_2} \rho K_{i_1}^\dagger K_{i_2}^\dagger \otimes \frac{1}{2} |1\rangle \langle 0| \\ &+ K_{i_1} K_{i_2} \rho K_{i_2}^\dagger K_{i_1}^\dagger \otimes \frac{1}{2} |1\rangle \langle 1|). \end{aligned}$$

After measuring the control state in the coherent basis the reduced state of target corresponding to '+' outcome becomes (in terms of Kraus operator),

$$\begin{aligned} \langle + | W(\mathcal{N}_1, \mathcal{N}_2)(\rho \otimes |+\rangle \langle +|) | + \rangle &= \\ \frac{1}{4} \sum_{i_1 i_2} (K_{i_2} K_{i_1} \rho K_{i_1}^\dagger K_{i_2}^\dagger + K_{i_2} K_{i_1} \rho K_{i_2}^\dagger K_{i_1}^\dagger & \\ + K_{i_1} K_{i_2} \rho K_{i_1}^\dagger K_{i_2}^\dagger + K_{i_1} K_{i_2} \rho K_{i_2}^\dagger K_{i_1}^\dagger) & \quad (\text{A2}) \end{aligned}$$

If we express  $\langle + | W(\mathcal{N}_1, \mathcal{N}_2)(\rho \otimes |+\rangle \langle +|) | + \rangle = \sum_{i_1 i_2} M_{i_1 i_2} \rho M_{i_1 i_2}^\dagger$  then  $M_{i_1 i_2} = \frac{K_{i_1} K_{i_2} + K_{i_2} K_{i_1}}{2}$ . The normalized target state after the SWITCH action is given by

$$\frac{\sum_{i_1 i_2} M_{i_1 i_2} \rho M_{i_1 i_2}^\dagger}{\text{Tr}(\sum_{i_1 i_2} M_{i_1 i_2} \rho M_{i_1 i_2}^\dagger)}$$

which is Eq.(7).

Above analysis can straightforwardly be extended to  $n$ -SWITCH in a similar fashion.

### Appendix B: Derivation of the master equation

Here, we find the Lindblad type master equation of a central spin model [44, 45]. It consists of a qubit system that interacts with a bath ( $B$ ) comprising of  $N$  qubits which can also be called as environment. The system-environment Hamiltonian is given by

$$H = \frac{\hbar}{2} \omega_0 \sigma_z^0 + \frac{\hbar}{2} \sum_{i=1}^N b(\sigma_x^0 \sigma_x^i + \sigma_y^0 \sigma_y^i + \sigma_z^0 \sigma_z^i) + H_B. \quad (\text{B1})$$

where  $\sigma_k^0$  and  $\sigma_k^i$  are the Pauli matrices for the system and  $i$ th spin of bath respectively, with  $k \in \{x, y, z\}$ ,  $b$  is the interaction strength and  $H_B$  is the bath Hamiltonian. Initially, the system is uncorrelated with the environment and the system-environment state is  $\rho(0) \otimes \frac{\mathbb{1}}{2^N}$ . The system state ( $\rho$ ) dynamically evolves as

$$\rho(t) = \tilde{\Phi}(\rho(0)) \quad (\text{B2})$$

where  $\tilde{\Phi}(\cdot)$  is the linear dynamical map. The equation of motion of reduced state of the system is

$$\dot{\rho}(t) = \tilde{\Lambda}(\rho(t)) \quad (\text{B3})$$

where  $\tilde{\Lambda}(\cdot)$  is the time-dependent generator of the dynamics. To be a valid master equation,  $\tilde{\Lambda}(\rho)$  must be Hermitian, traceless for all  $\rho$  and  $\tilde{\Lambda}$  must be a linear map. Solving the master equation necessarily requires finding the generator. We resort to the methods used in Refs.[44, 46, 47] in order to find this generator.  $\tilde{\Phi}(\rho(0))$  can be expressed in terms of orthonormal basis  $\{F_i\}$  of  $\mathbb{C}^2$  as

$$\rho(t) = \tilde{\Phi}(\rho(0)) = \sum_{ij} \text{Tr}[\rho(0) F_i] \text{Tr}[(\tilde{\Phi} F_i) F_j] F_j \quad (\text{B4})$$

with the properties  $F_i^\dagger = F_i, F_0 = \frac{\mathbb{1}}{\sqrt{2}}, \text{Tr}[F_i F_j] = \delta_{ij}$  and  $F_i$ 's are traceless operators except  $F_0$ . Eq.(B4) then becomes

$$\rho(t) = \sum_{ij} r_i(0) G_{ij} F_j$$

with  $G_{ij} = \text{Tr}[(\tilde{\Phi}F_i)F_j]$  and  $r_i(0) = \text{Tr}[\rho(0)F_i]$ . The corresponding matrix form is

$$\rho(t) = [G(t)r(0)]^T F$$

The time-derivative of  $\rho(t)$  is,

$$\dot{\rho}(t) = [\dot{G}(t)r(0)]^T F \quad (\text{B5})$$

and

$$\tilde{\Lambda}(\rho(t)) = \sum_{ij} \text{Tr}[\rho(t)F_i] \text{Tr}[(\tilde{\Lambda}F_i)F_j] F_j = [L(t)r(t)]^T F \quad (\text{B6})$$

where  $L_{ij} = \text{Tr}[(\tilde{\Lambda}F_i)F_j]$  and  $r_i(t) = \text{Tr}[\rho(t)F_i]$ .  $L(t)$  and  $r(t)$  are the matrix forms of  $L_{ij}$  and  $r_i(t)$  respectively. Using Eqs.(B3), (B5) and (B6),

$$\dot{G}(t)r(0) = L(t)r(t) = L(t)G(t)r(0)$$

$$\implies L(t) = \dot{G}(t)G(t)^{-1}.$$

So if the map  $G(t)$  is invertible, then it is possible to find  $L(t)$ , which is indeed the case here. Following the prescription given in Refs.[44, 46, 47], the dynamical map of Eq.(16) has the form

$$\begin{aligned} \rho_{11}(t) &= \left(\frac{1+C^{(n)}(t)}{2}\right)\rho_{11}(0) + \left(\frac{1-C^{(n)}(t)}{2}\right)\rho_{22}(0) \\ \rho_{22}(t) &= \left(\frac{1-C^{(n)}(t)}{2}\right)\rho_{11}(0) + \left(\frac{1+C^{(n)}(t)}{2}\right)\rho_{22}(0) \\ \rho_{12}(t) &= C^{(n)}(t)\rho_{12}(0) \\ \rho_{21}(t) &= C^{(n)}(t)\rho_{21}(0) = C^{(n)}(t)\rho_{12}^*(0) \end{aligned} \quad (\text{B7})$$

where  $C^{(n)}(t)$  is a real-valued function of time. The matrix  $L(t)$  is given by

$$\begin{pmatrix} 0 & 0 & 0 & 0 \\ 0 & \frac{d}{dt}[\ln C^{(n)}(t)] & 0 & 0 \\ 0 & 0 & \frac{d}{dt}[\ln C^{(n)}(t)] & 0 \\ 0 & 0 & 0 & \frac{d}{dt}[\ln C^{(n)}(t)] \end{pmatrix} \quad (\text{B8})$$

The master equation is

$$\frac{d\rho(t)}{dt} = \sum_{i=1}^3 \Gamma_i^{(n)}(t) [\sigma_i \rho(t) \sigma_i - \rho(t)] \quad (\text{B9})$$

where  $\Gamma_i^{(n)}(t) = -\frac{1}{4} \frac{d}{dt} \ln C^{(n)}(t) \forall i \in \{1, 2, 3\}$ .

### Appendix C: Linearity of the $n$ -SWITCH map

**Proposition 1:** *The map under the action of  $n$ -SWITCH is linear.*

*Proof.* A map  $\Lambda$  is said to be linear if for any two states  $\rho$  and  $\sigma$ ,

$$\Lambda(a\rho + b\sigma) = a\Lambda(\rho) + b\Lambda(\sigma)$$

for arbitrary elements  $a$  and  $b$ . To prove that the  $n$ -SWITCH map is linear, consider two normalized states  $\rho$

and  $\sigma$  where  $\rho = \begin{bmatrix} \rho_{11} & \rho_{12} \\ \rho_{21} & \rho_{22} \end{bmatrix}$  and  $\sigma = \begin{bmatrix} \sigma_{11} & \sigma_{12} \\ \sigma_{21} & \sigma_{22} \end{bmatrix}$ .

$$\Lambda(a\rho + b\sigma) = \Lambda \begin{bmatrix} a\rho_{11} + b\sigma_{11} & a\rho_{12} + b\sigma_{12} \\ a\rho_{21} + b\sigma_{21} & a\rho_{22} + b\sigma_{22} \end{bmatrix} = \begin{bmatrix} \alpha & \beta \\ \gamma & \delta \end{bmatrix} \quad (\text{C1})$$

where

$$\alpha = A^{(n)}(t)(a\rho_{11} + b\sigma_{11}) + B^{(n)}(t)(a\rho_{22} + b\sigma_{22}),$$

$$\beta = C^{(n)}(t)(a\rho_{12} + b\sigma_{12}),$$

$$\gamma = C^{(n)}(t)(a\rho_{21} + b\sigma_{21})$$

and

$$\delta = B^{(n)}(t)(a\rho_{11} + b\sigma_{11}) + A^{(n)}(t)(a\rho_{22} + b\sigma_{22})$$

and the map action is described in Eq.(16). Since  $A^{(n)}(t)$ ,  $B^{(n)}(t)$  and  $C^{(n)}(t)$  are independent of the states  $\rho$  and  $\sigma$ , the matrix elements of Eq.(C1) becomes

$$\alpha = a(A^{(n)}(t)\rho_{11} + B^{(n)}(t)\rho_{22}) + b(A^{(n)}(t)\sigma_{11} + B^{(n)}(t)\sigma_{22}),$$

$$\beta = aC^{(n)}(t)\rho_{12} + bC^{(n)}(t)\sigma_{12},$$

$$\gamma = aC^{(n)}(t)\rho_{21} + bC^{(n)}(t)\sigma_{21}$$

and

$$\delta = a(B^{(n)}(t)\rho_{11} + A^{(n)}(t)\rho_{22}) + b(B^{(n)}(t)\sigma_{11} + A^{(n)}(t)\sigma_{22}).$$

This can be written as

$$\begin{aligned} & a \begin{bmatrix} A^{(n)}(t)\rho_{11} + B^{(n)}(t)\rho_{22} & C^{(n)}(t)\rho_{12} \\ C^{(n)}(t)\rho_{21} & B^{(n)}(t)\rho_{11} + A^{(n)}(t)\rho_{22} \end{bmatrix} \\ & + b \begin{bmatrix} A^{(n)}(t)\sigma_{11} + B^{(n)}(t)\sigma_{22} & C^{(n)}(t)\sigma_{12} \\ C^{(n)}(t)\sigma_{21} & B^{(n)}(t)\sigma_{11} + A^{(n)}(t)\sigma_{22} \end{bmatrix} \end{aligned}$$

$$= a\Lambda(\rho) + b\Lambda(\sigma).$$

So, the map is linear. ■

#### Appendix D: Action of the quantum 2-SWITCH for $\gamma_1(t) \neq \gamma_2(t) \neq \gamma_3(t)$

For simplicity and without loss of generality, we assume that the Lindblad coefficients are all constants (i.e., no time dependence), and hence  $\gamma_i(t) = \gamma_i \forall i \in \{1, 2, 3\}$  and  $\forall t$ . For a completely depolarizing channel, the master equation is given by Eq.(13). The corresponding Kraus operators are given by Eq.(15) with

$$\begin{aligned}\zeta_1(t) &= (\gamma_1 + \gamma_2)t \\ \zeta_2(t) &= (\gamma_2 + \gamma_3)t.\end{aligned}\quad (\text{D1})$$

The state after the channel action is represented by Eq.(14). If the initial target qubit state of the system is  $\rho(0)$ , then the state of the target system after the action of quantum 2-SWITCH is given by Eq.(16). Following a similar prescription as in section III, one can clearly see that  $A^{(2)}(t)$ ,  $B^{(2)}(t)$  and  $C^{(2)}(t)$  are functions of  $\gamma_1, \gamma_2, \gamma_3$  and  $t$ , with  $A^{(2)}(t) + B^{(2)}(t) = 1$ .

Note that unlike the previous case, here  $A^{(2)}(t) - B^{(2)}(t) \neq C^{(2)}(t)$ . The master equation corresponding to the SWITCH dynamical map can be derived in a similar fashion, and is given by Eq.(17) with  $n = 2$ . The Lindblad coefficients after the 2-SWITCH action is given by

$$\Gamma_1^{(2)}(t) = \Gamma_2^{(2)}(t) = \Gamma^{(2)}(t) = -\frac{1}{4} \frac{d}{dt} \ln(A^{(2)}(t) - B^{(2)}(t))$$

and

$$\Gamma_3^{(2)}(t) = \frac{1}{4} \frac{d}{dt} \ln(A^{(2)}(t) - B^{(2)}(t)) - \frac{1}{2} \frac{d}{dt} \ln(C^{(2)}(t)).$$

The RHP measure can be easily calculated and it comes out to be  $\int_{t=T_-}^{\infty} -2(2\Gamma^{(2)}(t) + \Gamma_3^{(2)}(t))dt$ .

Fig. 5 shows that there is a SWITCH-induced memory even when the Lindblad coefficients before the SWITCH action aren't considered to be equal. This can be extended in a similar fashion for different dimensions of the control and there will be a memory induced in those cases as well. This is because, even when the initial Lindblad coefficients are not equal, the dynamics remain (non-Markovian) depolarizing after the SWITCH action. We have already demonstrated in various sections of the paper that such depolarizing dynamics exhibit SWITCH-induced non-Markovianity.

#### Appendix E: Computation of the quantifier for cyclic $n$ -SWITCH

In order to compute the quantifier explicitly, we first need to calculate the characteristics time i.e., the initial time at which information backflow triggers. This can also be achieved by calculating the time when  $\Gamma^{(n)}(t)$

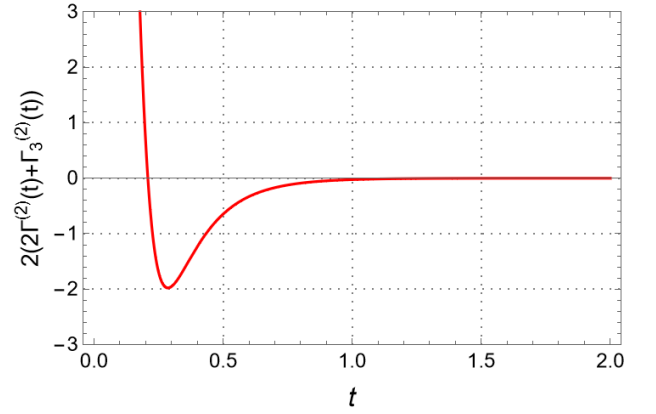


Figure 5: Representation of the SWITCH-induced measure of non-Markovianity in RHP sense for 2-SWITCH in the region where  $2(2\Gamma^{(2)}(t) + \Gamma_3^{(2)}(t)) < 0$  and  $\gamma_1 = 1, \gamma_2 = 2, \gamma_3 = 3$ . The negative region indicates the emergent non-Markovianity due to the SWITCH action.

changes sign from positive to negative. Below we explicitly calculate the characteristics time and the induced non-Markovian memory corresponding to the cyclic  $n$ -SWITCH for several  $n$ .

• **For 2-SWITCH:** As discussed earlier, the characteristics time,  $T_-^{(2)}$ , is the time at which  $\Gamma^{(2)}(t) = 0$ . From the expression

$$\Gamma^{(2)}(\eta) = \frac{16\gamma\eta(3\eta^2 + 6\eta - 1)}{(9\eta^2 - 2\eta + 1)(-3\eta^2 + 6\eta + 5)},$$

this reduces to  $3\eta^{*2} + 6\eta^* - 1 = 0$  where  $\eta^* = \eta(T_-^{(2)})$ . Solving this, we get

$$T_-^{(2)} = -\frac{1}{4\gamma} \ln(0.155).$$

$$\Rightarrow \mathcal{M}^{(2)} = \frac{3}{2} [\ln C^{(2)}(\infty) - \ln C^{(2)}(T_-^{(2)})] = 0.385. \quad (\text{E1})$$

The normalized measure is 0.278.

• **For 3-SWITCH:** For 3-SWITCH, we have the expression for  $\Gamma^{(3)}(\eta)$  as

$$\Gamma^{(3)}(\eta) = \frac{-2\gamma\eta(-3\eta^4 - 6\eta^3 - 12\eta^2 + 2\eta + 1)}{(-7\eta^6 + 8\eta^5 + 7\eta^4 + 4\eta^3 - \eta^2 + 1)}.$$

At  $t = T_-^{(3)}$ ,  $\Gamma^{(3)}(t) = 0$ . Therefore the condition further reduces to  $3\eta^{*4} + 6\eta^{*3} + 12\eta^{*2} - 2\eta^* - 1 = 0$  where  $\eta^* = \eta(T_-^{(3)})$ . Solving this, we get

$$T_-^{(3)} = -\frac{1}{4\gamma} \ln(0.342)$$

$$\Rightarrow \mathcal{M}^{(3)} = \frac{3}{2} [\ln C^{(3)}(\infty) - \ln C^{(3)}(T_-^{(3)})] = 0.821. \quad (\text{E2})$$

The normalized measure is 0.451.

• In a similar way, above analysis can be extended to  $n$ -SWITCH where  $n$  can be arbitrarily large. However, below (in Table III) we summarize the results only upto  $n = 15$ .

| Dimension ( $n$ ) | $T_-^{(n)}$ | Measure ( $\mathcal{M}^{(n)}$ ) | Normalized Measure ( $\frac{\mathcal{M}^{(n)}}{1+\mathcal{M}^{(n)}}$ ) |
|-------------------|-------------|---------------------------------|--|
| 2                 | 0.233       | 0.385                           | 0.278  |
| 3                 | 0.134       | 0.821                           | 0.451  |
| 4                 | 0.096       | 1.097                           | 0.523  |
| 5                 | 0.075       | 1.284                           | 0.562  |
| 6                 | 0.062       | 1.418                           | 0.586  |
| 7                 | 0.053       | 1.520                           | 0.603  |
| 8                 | 0.046       | 1.599                           | 0.615  |
| 9                 | 0.041       | 1.663                           | 0.624  |
| 10                | 0.037       | 1.715                           | 0.632  |
| 11                | 0.033       | 1.758                           | 0.637  |
| 12                | 0.030       | 1.795                           | 0.642  |
| 13                | 0.028       | 1.827                           | 0.646  |
| 14                | 0.026       | 1.855                           | 0.650  |
| 15                | 0.024       | 1.879                           | 0.653  |

Table II: Computation of characteristics time and normalized measure for different dimensions of the SWITCH control for  $n = X$ , taking  $\gamma = 2$ .

#### Appendix F: Case study of $n$ -SWITCH using $X$ number of channels, where $n \leq X$ .

Here, we explicitly calculate the SWITCH-induced memory of an  $n$ -SWITCH using  $X$  channels, where the Hilbert-space dimension of the control system  $n$  is less than the number of channels,  $X$  used for the quantum SWITCH. It can be readily verified that for the aforementioned cases, the measure of SWITCH-induced memory is maximum when the initial state is chosen to be  $|+\rangle$  followed by a post-selection in the diagonal basis corresponding to the '+' outcome, whereas a post-selection corresponding to the '-' outcome ( $|-\rangle$  denotes the state(s) orthogonal to  $|+\rangle$ ) gives the value of measure to be 0. Note that we shall use the superscripts in  $S^X$ ,  $M^X$ ,  $T_-^X$  and the subscripts in  $\rho_X(t)$ ,  $\eta_X$ ,  $C_X$ ,  $\Lambda_X$ ,  $\mathcal{M}_X$  and  $\Gamma_X$  when  $n \neq X$  whereas for  $n = X$ , i.e., for the cyclic cases (presented in section III), these are dropped for convenience.

- For  $n = 2, X = 3$ : With a two-dimensional control system, only two possible configurations can be

effectively controlled. However, with three channels available, two channels will always have a definite order of action, while the third channel will be in an indefinite causal order relative to the overall configuration of the first two. Without loss of generality, we can assign one control to  $\mathcal{N}_2 \circ \mathcal{N}_1$  and the other to  $\mathcal{N}_3$ . If the control is prepared in  $|0\rangle \langle 0|$  state, the input state first goes through  $\mathcal{N}_2 \circ \mathcal{N}_1$ , and then through  $\mathcal{N}_3$  whereas if the control is prepared in  $|1\rangle \langle 1|$  state, the input state first goes through  $\mathcal{N}_3$  and then through  $\mathcal{N}_2 \circ \mathcal{N}_1$ . The Kraus operator corresponding to the superchannel can then be described as

$$S_{i_1 i_2 i_3}^{X=3} = K_{i_3} K_{i_2} K_{i_1} \otimes |0\rangle \langle 0| + K_{i_2} K_{i_1} K_{i_3} \otimes |1\rangle \langle 1| \quad (\text{F1})$$

where  $K_{i_1}$ ,  $K_{i_2}$  and  $K_{i_3}$  are the corresponding Kraus operators of those channels. When the control is initialised in  $|+\rangle$  state and finally measured in the  $\{|+\rangle, |-\rangle\}$  basis, the effective target state (corresponding to the '+' outcome) becomes  $\rho_{X=3}^{(2)}(t) = \Lambda_{X=3}^{S(2)}(\rho(0)) = \langle + | S_{i_1 i_2 i_3}^{X=3}(\rho(0) \otimes |+\rangle \langle + |) S_{i_1 i_2 i_3}^{X=3} | + \rangle$ .  $\rho_{X=3}^{(2)}(t)$  can also be written in an alternative form:

$$\rho_{X=3}^{(2)}(t) = \frac{\sum_{i_1 i_2} M_{i_1 i_2 i_3}^{X=3} \rho(0) M_{i_1 i_2 i_3}^{\dagger X=3}}{\text{Tr} \left( \sum_{i_1 i_2 i_3} M_{i_1 i_2 i_3}^{X=3} \rho(0) M_{i_1 i_2 i_3}^{\dagger X=3} \right)}$$

with  $M_{i_1 i_2 i_3}^{X=3} = \frac{K_{i_3} K_{i_2} K_{i_1} + K_{i_2} K_{i_1} K_{i_3}}{2}$  and  $i_1, i_2, i_3 \in \{1, 2, 3, 4\}$ . It may be noted here that the form of the final state remains same as Eq. (16) and thus we will arrive at the same form of the Master equation. After simplification and a comparison with Eq. (16), we obtain

$$C_{X=3}^{(2)}(\eta) = \frac{-9\eta^3 + \eta^2 + \eta - 1}{3\eta^3 - 3\eta^2 - 3\eta - 5}.$$

This leads to the Lindblad coefficient,

$$\Gamma_{X=3}^{(2)}(\eta) = \frac{-8\gamma\eta(-3\eta^4 - 6\eta^3 - 18\eta^2 + 2\eta + 1)}{(9\eta^3 - \eta^2 - \eta + 1)(-3\eta^3 + 3\eta^2 + 3\eta + 5)} \quad (\text{F2})$$

At  $t = T_-^{(2), X=3}$ ,  $\Gamma_{X=3}^{(2)}(t) = 0$ . The condition further reduces to  $3\eta^{*4} + 6\eta^{*3} + 18\eta^{*2} - 2\eta^* - 1 = 0$  where  $\eta^* = \eta(T_-^{(2), X=3})$ . Solving this, we get the characteristics time

$$T_-^{(2), X=3} = -\frac{1}{4\gamma} \ln(0.280)$$

This implies the measure of the SWITCH-induced memory:

$$\mathcal{M}_{X=3}^{(2)} = \frac{3}{2} [\ln C_{X=3}^{(2)}(\infty) - \ln C_{X=3}^{(2)}(T_-^{(2), X=3})] = 0.539 \quad (\text{F3})$$

The normalized measure is  $\frac{0.539}{0.539+1} = 0.350$

In principle, one can also post-select the target state corresponding the ‘-’ outcome (where  $|-\rangle = \frac{|0\rangle - |1\rangle}{\sqrt{2}}$ ). However, this will gives the value of RHP measure to be 0. So, in order to evaluate the performance of quantum SWITCH, we need to consider the optimum value of the normalized measure, i.e.,  $\max\{0, 0.350\} = 0.350$ .

- **For  $n = 2, X = 4$ :** Since the dimension of the control system ( $n = 2$ ) is less than the the number of channels used ( $X = 4$ ), here again effective only two possible configurations are possible– (i) one channel to be controlled by one control system and a combined three channels to be controlled by the other control system., (ii) combined two channels to be controlled by one control system and the rest two channels (combined) by the other control system.

Let us consider the first case. Without loss of generality, if the control is prepared in  $|0\rangle\langle 0|(|1\rangle\langle 1|)$ , the input state first goes through  $\mathcal{N}_3 \circ \mathcal{N}_2 \circ \mathcal{N}_1(\mathcal{N}_4)$ , and then through  $\mathcal{N}_4(\mathcal{N}_3 \circ \mathcal{N}_2 \circ \mathcal{N}_1)$ . The Kraus operator corresponding to the superchannel is then described as

$$S_{i_1 i_2 i_3 i_4}^{X=4} = K_{i_4} K_{i_3} K_{i_2} K_{i_1} \otimes |0\rangle\langle 0| + K_{i_3} K_{i_2} K_{i_1} K_{i_4} \otimes |1\rangle\langle 1| \quad (\text{F4})$$

where  $\{K_{i_3} K_{i_2} K_{i_1}\}$  is the effective Kraus operator of  $\mathcal{N}_3 \circ \mathcal{N}_2 \circ \mathcal{N}_1$  and  $\{K_{i_4}\}$  is the Kraus operator of  $\mathcal{N}_4$ . When the control is initialized in  $|+\rangle$  state and measured in the  $\{|+\rangle, |-\rangle\}$  basis, the effective target state (corresponding to the ‘+’ outcome) becomes  $\rho_{X=4}^{(2)}(t) = \Lambda_{X=4}^{S(2)}(\rho(0)) = \langle + | S_{i_1 i_2 i_3 i_4}^{X=4} (\rho(0) \otimes |+\rangle\langle +|) S_{i_1 i_2 i_3 i_4}^{X=4} | + \rangle$ .  $\rho_{X=4}^{(2)}(t)$  can also be written in an alternative form as

$$\rho_{X=4}^{(2)}(t) = \frac{\sum_{i_1 i_2 i_3 i_4} M_{i_1 i_2 i_3 i_4}^{X=4} \rho(0) M_{i_1 i_2 i_3 i_4}^{X=4 \dagger}}{\text{Tr}\left(\sum_{i_1 i_2 i_3 i_4} M_{i_1 i_2 i_3 i_4}^{X=4} \rho(0) M_{i_1 i_2 i_3 i_4}^{X=4 \dagger}\right)}$$

with  $M_{i_1 i_2 i_3 i_4}^{X=4} = \frac{K_{i_4} K_{i_3} K_{i_2} K_{i_1} + K_{i_3} K_{i_2} K_{i_1} K_{i_4}}{2}$  and  $i_1, i_2, i_3, i_4 \in \{1, 2, 3, 4\}$ . Since the form of the final state remains same, after simplification and a comparison with Eq.(16), we obtain

$$C_{X=4}^{(2)}(\eta) = \frac{9\eta^4 - \eta^3 - \eta + 1}{-3\eta^4 + 3\eta^3 + 3\eta + 5}.$$

Following similar tools as before, we obtain the expression for the characteristics time:

$$T_-^{(2), X=4} = -\frac{1}{4\gamma} \ln(0.372)$$

This leads to the measure of the SWITCH-induced memory:

$$\mathcal{M}_{X=4}^{(2)} = \frac{3}{2} [\ln C_{X=4}^{(2)}(\infty) - \ln C_{X=4}^{(2)}(T_-^{(2), X=4})] = 0.760 \quad (\text{F5})$$

The normalized measure can be calculated in a similar way, as discussed previously and it turns out to be 0.432.

For the second case, without loss of generality, if the control is prepared in  $|0\rangle\langle 0|(|1\rangle\langle 1|)$ , the input state first goes through  $\mathcal{N}_2 \circ \mathcal{N}_1(\mathcal{N}_4 \circ \mathcal{N}_3)$ , and then through  $\mathcal{N}_4 \circ \mathcal{N}_3(\mathcal{N}_2 \circ \mathcal{N}_1)$ . The Kraus operator corresponding to the superchannel is then described as

$$S_{i_1 i_2 i_3 i_4}^{X=4} = K_{i_4} K_{i_3} K_{i_2} K_{i_1} \otimes |0\rangle\langle 0| + K_{i_2} K_{i_1} K_{i_4} K_{i_3} \otimes |1\rangle\langle 1| \quad (\text{F6})$$

where  $\{K_{i_2} K_{i_1}\}$  is the effective Kraus operator of  $\mathcal{N}_2 \circ \mathcal{N}_1$  and  $\{K_{i_4} K_{i_3}\}$  is the effective Kraus operator of  $\mathcal{N}_4 \circ \mathcal{N}_3$ . Following similar tools as discussed in the first case, the characteristics time comes out to be:

$$T_-^{(2), X=4} = -\frac{1}{4\gamma} \ln(0.393)$$

Therefore, the measure of the SWITCH-induced memory is :

$$\mathcal{M}_{X=4}^{(2)} = \frac{3}{2} [\ln C_{X=4}^{(2)}(\infty) - \ln C_{X=4}^{(2)}(T_-^{(2), X=4})] = 0.385 \quad (\text{F7})$$

The normalized measure is 0.278 Thus the SWITCH quantifier for  $n = 2, X = 4$  is finally obtained by optimizing over these two configurations:  $\max\{0.432, 0.278\} = 0.432$

- **For  $n = 3, X = 4$ :** In this case, since there are four channels to be controlled with three dimensional control system, one has to use one control system to control two channels combinedly. Without loss of generality we consider, following combination:  $\mathcal{N}_2 \circ \mathcal{N}_1$  to be controlled by one control system and  $\mathcal{N}_3, \mathcal{N}_4$  by the other two. For a three-dimensional control, we will have a cyclic superposition of these orders. The Kraus operator corresponding to the superchannel is then described as

$$S_{i_1 i_2 i_3 i_4}^{X=4} = K_{i_4} K_{i_3} K_{i_2} K_{i_1} \otimes |0\rangle\langle 0| + K_{i_2} K_{i_1} K_{i_4} K_{i_3} \otimes |1\rangle\langle 1| + K_{i_3} K_{i_2} K_{i_1} K_{i_4} \otimes |2\rangle\langle 2| \quad (\text{F8})$$

where  $\{K_{i_2} K_{i_1}\}$  is the effective Kraus operator of  $\mathcal{N}_2 \circ \mathcal{N}_1$ ,  $\{K_{i_3}\}$  is the Kraus operator of  $\mathcal{N}_3$  and  $\{K_{i_4}\}$  is the Kraus operator of  $\mathcal{N}_4$ .

Using the same procedure as discussed for the earlier case, we evaluate the characteristics time to be  $T_-^{(3),X=4} = -\frac{1}{4\gamma} \ln(0.437)$  and the SWITCH-induced measure

$$\begin{aligned} \mathcal{M}_{X=4}^{(3)} &= \frac{3}{2} [\ln C_{X=4}^{(3)}(\infty) - \ln C_{X=4}^{(3)}(T_-^{(3),X=4})] = 0.915 \end{aligned} \quad (\text{F9})$$

The normalized measure is 0.478. Note that a post-selection corresponding the '−' outcome (where  $|- \rangle$  can be either  $\frac{1}{\sqrt{3}}(1 \ \omega^2 \ \omega)^T$ ,  $T'$  denoting transpose or  $\frac{1}{\sqrt{3}}(1 \ \omega \ \omega^2)^T$ , with  $1, \omega, \omega^2$  being the cube roots of unity) gives the value of the normalized measure to be 0. So, the optimized value of the measure in this configuration turns out to be  $\max\{0, 0.478\} = 0.478$

- **For  $n = 4, X = 4$ :** In the case of 4-SWITCH with 4 channels, the overall Kraus operator can be expressed as

$$\begin{aligned} S_{i_1 i_2 i_3 i_4} &= K_{i_4} K_{i_3} K_{i_2} K_{i_1} \otimes |0\rangle \langle 0| + K_{i_1} K_{i_4} K_{i_3} K_{i_2} \otimes |1\rangle \langle 1| \\ &\quad + K_{i_2} K_{i_1} K_{i_4} K_{i_3} \otimes |2\rangle \langle 2| + K_{i_3} K_{i_2} K_{i_1} K_{i_4} \otimes |3\rangle \langle 3| \end{aligned} \quad (\text{F10})$$

Following the action of the 4-SWITCH, when the control qubit is measured in the coherent basis, the resulting target state (associated with the '+' outcome) becomes

$$\begin{aligned} \rho^{(4)}(t) &= \Lambda^{S^{(4)}}(\rho(0)) \\ &= \langle + | S_{i_1 i_2 i_3 i_4} (\rho(0) \otimes |+\rangle \langle +|) S_{i_1 i_2 i_3 i_4}^\dagger | + \rangle \end{aligned}$$

where  $i_1, i_2, i_3, i_4 \in \{1, 2, 3, 4\}$ . Using Eq.(7), we express  $\rho^{(4)}(t)$  in an alternative form as

$$\rho^{(4)}(t) = \frac{\sum_{i_1 i_2 i_3 i_4} M_{i_1 i_2 i_3 i_4} \rho(0) M_{i_1 i_2 i_3 i_4}^\dagger}{\text{Tr} \left( \sum_{i_1 i_2 i_3 i_4} M_{i_1 i_2 i_3 i_4} \rho(0) M_{i_1 i_2 i_3 i_4}^\dagger \right)}$$

where  $M_{i_1 i_2 i_3 i_4} =$

$$\frac{K_{i_4} K_{i_3} K_{i_2} K_{i_1} + K_{i_1} K_{i_4} K_{i_3} K_{i_2} + K_{i_2} K_{i_1} K_{i_4} K_{i_3} + K_{i_3} K_{i_2} K_{i_1} K_{i_4}}{4}$$

After simplification and a comparison with Eq.(16), we obtain

$$C^{(4)}(\eta) = \frac{-19\eta^4 + 2\eta^3 + 2\eta^2 + 2\eta - 3}{9\eta^4 - 6\eta^3 - 6\eta^2 - 6\eta - 7}$$

This suggests that

$$\begin{aligned} \Gamma^{(4)}(\eta) &= \frac{-32\gamma\eta(-3\eta^6 - 6\eta^5 - 9\eta^4 - 20\eta^3 + 3\eta^2 + 2\eta + 1)}{(19\eta^4 - 2\eta^3 - 2\eta^2 - 2\eta + 3)(-9\eta^4 + 6\eta^3 + 6\eta^2 + 6\eta + 7)} \end{aligned} \quad (\text{F11})$$

We now evaluate the characteristics time,  $T_-^{(4)}$  for the 4-SWITCH. From Eq.(F11), it turns out to be  $T_-^{(4)} = -\frac{1}{4\gamma} \ln(0.464) \implies \mathcal{M}^{(4)} = \frac{3}{2} [\ln C^{(4)}(\infty) - \ln C^{(4)}(T_-^{(4)})] = 1.097$ . The normalized measure is  $\frac{1.097}{1.097+1} = 0.523$ .

- **For  $n = 2, X = 5$ :** Here, again the dimension of the control qubit being two, we can only consider two possible configurations although the number of channels are five. We can combine them in two ways– (i) By clustering three channels vs two channels. (ii) By clustering four channels vs one channel.

Consider the first case. Without loss of generality, if the control is  $|0\rangle \langle 0| (|1\rangle \langle 1|)$ , the input state first goes through  $\mathcal{N}_3 \circ \mathcal{N}_2 \circ \mathcal{N}_1 (\mathcal{N}_5 \circ \mathcal{N}_4)$ , and then through  $\mathcal{N}_5 \circ \mathcal{N}_4 (\mathcal{N}_3 \circ \mathcal{N}_2 \circ \mathcal{N}_1)$ . The Kraus operator corresponding to the superchannel is then described as

$$\begin{aligned} S_{i_1 i_2 i_3 i_4 i_5}^{X=5} &= K_{i_5} K_{i_4} K_{i_3} K_{i_2} K_{i_1} \otimes |0\rangle \langle 0| \\ &\quad + K_{i_3} K_{i_2} K_{i_1} K_{i_5} K_{i_4} \otimes |1\rangle \langle 1| \end{aligned} \quad (\text{F12})$$

where  $\{K_{i_3} K_{i_2} K_{i_1}\}$  is the effective Kraus operator of  $\mathcal{N}_3 \circ \mathcal{N}_2 \circ \mathcal{N}_1$  and  $\{K_{i_5} K_{i_4}\}$  is the effective Kraus operator of  $\mathcal{N}_5 \circ \mathcal{N}_4$ .

We proceed in the same way as before and obtain the characteristics time  $T_-^{(2),X=5} = -\frac{1}{4\gamma} \ln(0.471)$ , and the SWITCH-induced measure

$$\begin{aligned} \mathcal{M}_{X=5}^{(2)} &= \frac{3}{2} [\ln C_{X=5}^{(2)}(\infty) - \ln C_{X=5}^{(2)}(T_-^{(2),X=5})] = 0.438 \end{aligned} \quad (\text{F13})$$

The normalized measure will be 0.304.

For the second case, if the control is  $|0\rangle \langle 0| (|1\rangle \langle 1|)$ , the input state first goes through  $\mathcal{N}_4 \circ \mathcal{N}_3 \circ \mathcal{N}_2 \circ \mathcal{N}_1 (\mathcal{N}_5)$ , and then through  $\mathcal{N}_5 (\mathcal{N}_4 \circ \mathcal{N}_3 \circ \mathcal{N}_2 \circ \mathcal{N}_1)$ . The Kraus operator corresponding to the superchannel is then described as

$$\begin{aligned} S_{i_1 i_2 i_3 i_4 i_5}^{X=5} &= K_{i_5} K_{i_4} K_{i_3} K_{i_2} K_{i_1} \otimes |0\rangle \langle 0| \\ &\quad + K_{i_4} K_{i_3} K_{i_2} K_{i_1} K_{i_5} \otimes |1\rangle \langle 1| \end{aligned} \quad (\text{F14})$$

where  $\{K_{i_4} K_{i_3} K_{i_2} K_{i_1}\}$  is the effective Kraus operator of  $\mathcal{N}_4 \circ \mathcal{N}_3 \circ \mathcal{N}_2 \circ \mathcal{N}_1$  and  $\{K_{i_5}\}$  is the Kraus operator of  $\mathcal{N}_5$ . By proceeding in the same way as before, the characteristics time  $T_-^{(2),X=5} = -\frac{1}{4\gamma} \ln(0.441)$ , and the SWITCH-induced measure



turns out to be

$$\begin{aligned} \mathcal{M}_{X=5}^{(2)} &= \frac{3}{2} [\ln C_{X=5}^{(2)}(\infty) - \ln C_{X=5}^{(2)}(T_-^{(2),X=5})] = 0.965 \\ &\quad \text{(F15)} \end{aligned}$$

The normalized measure is 0.491. Therefore, the effective normalized measure is  $\max\{0.304, 0.491\} = 0.491$ .

- **For  $n = 3, X = 5$ :** We now have five channels to be controlled by a three dimensional control system. Since we can only control effectively three possible configurations, we can consider combined three channels to be controlled by one control system and rest two by two different control systems or combined two channels to be controlled by one control system and another two by other control system and rest one by the remaining control system.

Consider the first case. Without loss of generality, we consider the following combination.  $\mathcal{N}_3 \circ \mathcal{N}_2 \circ \mathcal{N}_1$  is controlled by one control system,  $\mathcal{N}_4, \mathcal{N}_5$  by the other two. We shall have a cyclic superposition of these orders. The Kraus operator corresponding to the superchannel is then described as

$$\begin{aligned} S_{i_1 i_2 i_3 i_4 i_5}^{X=5} &= K_{i_5} K_{i_4} K_{i_3} K_{i_2} K_{i_1} \otimes |0\rangle \langle 0| \\ &\quad + K_{i_3} K_{i_2} K_{i_1} K_{i_5} K_{i_4} \otimes |1\rangle \langle 1| \\ &\quad + K_{i_4} K_{i_3} K_{i_2} K_{i_1} K_{i_5} \otimes |2\rangle \langle 2| \end{aligned} \quad \text{(F16)}$$

where  $\{K_{i_3} K_{i_2} K_{i_1}\}$  is the effective Kraus operator of  $\mathcal{N}_3 \circ \mathcal{N}_2 \circ \mathcal{N}_1$ ,  $\{K_{i_4}\}$  and  $\{K_{i_5}\}$  are the Kraus operators of  $\mathcal{N}_4$  and  $\mathcal{N}_5$  respectively. Note that one can in principle, consider some other ways of combining the channels. But since all the channels are taken to be the same for our purpose, those combinations will trivially fall into one or the other of these categories. Proceeding in a similar way as the other cases, the characteristic time  $T_-^{(2),X=5} = -\frac{1}{4\gamma} \ln(0.501)$ , and the SWITCH-induced measure comes out to be

$$\begin{aligned} \mathcal{M}_{X=5}^{(3)} &= \frac{3}{2} [\ln C_{X=5}^{(3)}(\infty) - \ln C_{X=5}^{(3)}(T_-^{(3),X=5})] = 1.072 \\ &\quad \text{(F17)} \end{aligned}$$

The normalized measure is 0.517.

Let us now consider the second case. Without loss of generality we take the following combination:  $\mathcal{N}_2 \circ \mathcal{N}_1, \mathcal{N}_4 \circ \mathcal{N}_3$  and  $\mathcal{N}_5$ . For a three-dimensional control, we consider the cyclic superposition of

these orders. The Kraus operator corresponding to the superchannel is then described as

$$\begin{aligned} S_{i_1 i_2 i_3 i_4 i_5}^{X=5} &= K_{i_5} K_{i_4} K_{i_3} K_{i_2} K_{i_1} \otimes |0\rangle \langle 0| \\ &\quad + K_{i_2} K_{i_1} K_{i_5} K_{i_4} K_{i_3} \otimes |1\rangle \langle 1| \\ &\quad + K_{i_4} K_{i_3} K_{i_2} K_{i_1} K_{i_5} \otimes |2\rangle \langle 2| \end{aligned} \quad \text{(F18)}$$

where  $\{K_{i_2} K_{i_1}\}$  is the effective Kraus operator of  $\mathcal{N}_2 \circ \mathcal{N}_1$ ,  $\{K_{i_4} K_{i_3}\}$  is the effective Kraus operator of  $\mathcal{N}_4 \circ \mathcal{N}_3$  and  $\{K_{i_5}\}$  is the Kraus operator of  $\mathcal{N}_5$ . After explicit calculation we find the characteristics time,  $T_-^{(3),X=5} = -\frac{1}{4\gamma} \ln(0.517)$  and the SWITCH-induced measure

$$\begin{aligned} \mathcal{M}_{X=5}^{(3)} &= \frac{3}{2} [\ln C_{X=5}^{(3)}(\infty) - \ln C_{X=5}^{(3)}(T_-^{(3),X=5})] = 0.886 \\ &\quad \text{(F19)} \end{aligned}$$

The normalized measure is 0.470. Thus the effective normalized measure for  $n = 3, X = 5$  is then  $\max\{0.470, 0.517\} = 0.517$ .

We summarize our findings in the table I.

#### Appendix G: Evaluating the BLP measure for the full-SWITCH (of 3 channels) having 3! dimensional control and cyclic 3-SWITCH having 3 dimensional control

Here, we calculate the BLP (Breuer, Laine, and Piilo) measure [43] for the  $n = 6, X = 3$  (presented in section III D) and  $n = 3, X = 3$  (presented in section III B) case. BLP measure quantifies the distance between the two states, before and after the action of the dynamical map. Due to interaction with noisy environment, two quantum states tend to lose their distinguishability gradually with time and hence, the distance between them decreases with time. However, if at any instant of time the distinguishability and distance increases, then there is a backflow of information from the environment to the system leading to the signature of non-Markovianity. The distance between two quantum states  $\rho_1$  and  $\rho_2$  is defined as  $\mathcal{D}(\rho_1, \rho_2) = \|\rho_1 - \rho_2\| = \text{Tr} \sqrt{(\rho_1 - \rho_2)^+ (\rho_1 - \rho_2)}$ . For simplicity and without any loss of generality, we choose the state  $\rho_2$  to be the fixed point of the dynamics ( $\tau$ ). The fixed point of a dynamics is the one that remains invariant under the action of the dynamical map. For the SWITCH dynamical map, the fixed point is  $\frac{\mathbb{1}}{2}$  [30]. The time derivative of the distance between two states  $\rho_1 = \rho$  and  $\rho_2 = \tau$ , evolving under the full-SWITCH action (of three channels) is given by

$$\mathcal{B} = \frac{d}{dt} \mathcal{D}(\Lambda_{X=3}^{S(6)}(\rho), \tau) \quad \text{(G1)}$$

The BLP measure is defined to be

$$\begin{aligned} \mathcal{M}_{\text{BLP}} &= \max_{\rho} \int_{T_-}^{\infty} \mathcal{B} dt \\ &= \max_{\rho} [\mathcal{D}(\Lambda_{X=3}^{S(6)}(\rho), \tau)|_{t=\infty} - \mathcal{D}(\Lambda_{X=3}^{S(6)}(\rho), \tau)|_{t=T_-^{(6), X=3}}] \end{aligned} \quad (\text{G2})$$

The normalized BLP measure is given by  $\frac{\mathcal{M}_{\text{BLP}}}{\mathcal{M}_{\text{BLP}}+1}$ . After simplification, this reduces to

$$\begin{aligned} \mathcal{M}_{\text{BLP}} &= \max_{n_1, n_2, n_3} \frac{1}{2} (C_{X=3}^{(6)}(\infty) - C_{X=3}^{(6)}(T_-^{(6), X=3})) \sqrt{n_1^2 + n_2^2 + n_3^2} \end{aligned} \quad (\text{G3})$$

where  $n_1, n_2, n_3$  are the Bloch vectors of the qubit state  $\rho$ . Since  $\sqrt{n_1^2 + n_2^2 + n_3^2}$  can have a maximum value of 1, so  $\mathcal{M}_{\text{BLP}}$  for this SWITCH configuration is

$$\frac{1}{2} [C_{X=3}^{(6)}(\eta = 0) - C_{X=3}^{(6)}(\eta = \frac{2}{3})] = \frac{1}{3} = 0.333$$

Therefore, the normalized BLP measure becomes 0.250.

Similarly,  $\mathcal{M}_{\text{BLP}}$  for 3-SWITCH with 3 channels ( $n = 3, X = 3$ ) turns out to be  $\frac{1}{2} [C^{(3)}(\eta = 0) - C^{(3)}(\eta = 0.342)] = 0.070$  and the normalized measure is 0.065. This implies, that the normalized BLP measure is higher for the full-SWITCH (having 6 dimensional control) with 3 channels than for 3-SWITCH with 3 channels. This again justifies that the dimension of control behaves as an important resource behind the enhancement in SWITCH performance.