

A DIFFERENTIAL APPROACH TO MAXWELL-CREMONA LIFTINGS

OLEG KARPENKOV, FATEMEH MOHAMMADI, CHRISTIAN MÜLLER, AND BERND SCHULZE

ABSTRACT. In 1864, J. C. Maxwell introduced a link between self-stressed frameworks in the plane and piecewise linear liftings to 3-space. This connection has found numerous applications in areas such as discrete geometry, control theory and structural engineering. While there are some generalisations of this theory to liftings of d -complexes in d -space, extensions for liftings of frameworks in d -space for $d \geq 3$ have been missing. In this paper, we introduce and study differential liftings on general graphs using differential forms associated with the elements of the homotopy groups of the complements to the frameworks. Such liftings play the role of integrands for the classical notion of liftings for planar frameworks. We show that these differential liftings have a natural extension to self-stressed frameworks in higher dimensions. As a result we generalise the notion of classical liftings to both graphs and multidimensional k -complexes in d -space ($k = 2, \dots, d$). Finally we discuss a natural representation of generalised liftings as real-valued functions on Grassmannians.

CONTENTS

Introduction	2
1. Preliminaries	3
2. Differential liftings in \mathbb{R}^2	5
3. Differential liftings in \mathbb{R}^n	10
4. Differential liftings of polytopal embeddings of complexes	15
4.1. The m -frameworks	15
4.2. Polytopal embeddings of complexes	16
4.3. Differential liftings of m -frameworks	16
4.4. Stresses and force-loads, and relation to the case $m = 1$	18
5. On liftings in general settings	19
5.1. Liftings on regular spheres	19
5.2. Grassmannian liftings	22
Acknowledgements	24
References	25

Date: December 18, 2023.

INTRODUCTION

In 1864, J. C. Maxwell and later also L. Cremona showed that a planar framework in \mathbb{R}^2 with a self-stress has a dual reciprocal diagram and can be lifted vertically to a polyhedral surface in \mathbb{R}^3 . The present paper is dedicated to answer the following question: *What are the analogues of liftings for self-stressed frameworks in \mathbb{R}^n ?* For $n \geq 3$, the answer to this question was not known. In order to approach this question, we construct a new natural extension of liftings for general frameworks in \mathbb{R}^n and for Rybnikov's polyhedral self-stressed complexes. This will provide the answer to the above problem.

The story begins with two papers by J. C. Maxwell [21, 22] and one by L. Cremona [11] in which the authors founded the field of Graphic Statics. They discovered that self-stressability of planar frameworks can be visualised by piecewise linear functions whose singular set is the framework itself. This theory is closely related to the duality between Voronoi diagrams and Delaunay tessellations. The result of Maxwell and Cremona has important connections and applications in rigidity theory, polyhedral combinatorics and discrete and computational geometry; see e.g. [40, 2, 38, 9, 10, 15, 36, 37, 30]. In particular, the technique of liftings has contributed to the solution of the Carpenter's Rule problem [6]. Liftings are also used in a well known proof of Steinitz's Theorem from polyhedral combinatorics [31]. (See also [12] and [28].) Recently, F. Mohammadi and X. Wu in [25] introduced a link between self-stresses and Chow rings on toric varieties related to convex polytopes. There has also been a resurgence of interest in techniques from Graphic Statics in architecture and structural engineering [24]. (In engineering, the 3-dimensional polyhedra projecting down to self-stressed frameworks in the plane are commonly known as *discrete Airy stress function polyhedra*.) Moreover, liftings have found modern applications in control theory [26, 27]. For general references about liftings in discrete and computational geometry, we refer the reader to [39, Chapter 61], as well as to [41] and [35].

Let us mention what is currently known about generalisations of the Maxwell-Cremona correspondence. In 1993, H. Crapo and W. Whiteley investigated an extension of this correspondence to 3-space in an unpublished manuscript [8]. 3D Graphic Statics has recently been further investigated in the engineering community (see e.g. [20]). In 1999, K. Rybnikov introduced self-stresses on polyhedral n -complexes in \mathbb{R}^n and studied liftings of these objects [32, 33]. More recently, A. Ribó Mor discussed liftings for planar self-touching frameworks [29]. In 2014, C. Borcea and I. Streinu proved an analogue of the theorem of Maxwell and Cremona for planar periodic frameworks [4, 5]. Finally, J. Erickson and P. Lin studied reciprocal diagrams of toroidal frameworks in [13], and Z. Cooperband, R. Ghrist and J. Hansen very recently gave a description of Graphic Statics for planar and non-planar frameworks using cosheaf homology in [7].

Extensions of liftings for frameworks in \mathbb{R}^n for $n \geq 3$ have not yet been obtained. In this paper we give a construction for this case and for more general cases. As was already done by K. Rybnikov in the literature [32, 33], the liftings of n -complexes in \mathbb{R}^n are defined on the complement to n -complexes. Our idea is to consider these complements as the set of path-connected components denoted as π_0 . This consideration gives rise to a natural generalisation of liftings to the cases of complexes of arbitrary dimensions (in particular for frameworks in \mathbb{R}^n) and to the case of non-planar frameworks. Here the elements of the higher fundamental groups π_m of the complement to the frameworks/complexes will serve as the domain sets in the definition of 'differential liftings'.

In this paper, we consider piecewise constant m -forms on the elements of π_m of the complement to the frameworks/complexes in \mathbb{R}^n which we call *differential liftings* (see Definitions 2.3, 3.6, and 4.10). Differential liftings satisfy a certain boundary condition at every vertex induced by equilibrium conditions on the stress coefficients on edges incident with this vertex. In the classical case the liftings of planar frameworks in \mathbb{R}^2 are the integral graphs of the corresponding differential 1-forms. We show that for every framework in \mathbb{R}^n with a self-stress there exists a unique differential lifting (Theorems 2.4 and 3.7). This provides the answer to the original question regarding generalisations of liftings for self-stressed frameworks in \mathbb{R}^n . Further we extend this result to the case of general polyhedral complexes (Theorem 4.11). We briefly discuss generalisations of liftings in the last section of this paper. It is interesting to note that such liftings can be represented as functions on affine Grassmannians (see Subsection 5.2).

We work mostly with differential liftings rather than with usual liftings for the following reasons. On the one hand the differential liftings are simpler than usual liftings in the sense that they are piecewise constant over π_0 rather than piecewise linear. So they are invariants of the elements of π_0 . Therefore, we prefer to use them when extending differential liftings to π_m as invariants of its elements. On the other hand, the differential liftings provide the same information on self-stressability as the classical liftings for planar frameworks. Indeed, the liftings are obtained from differential liftings by integration of the latter.

This paper is organised as follows. We begin by providing the necessary classical notions from Geometric Rigidity Theory and Graphic Statics in Section 1. In Section 2, we approach the notion of liftings of self-stressed frameworks from a new perspective using differential forms and introduce the natural notion of differential liftings. In Section 3, we define this notion for frameworks in n -dimensional space. Finally, in Section 4 we extend the concept of differential liftings to the case of polyhedral complexes introduced by K. Rybnikov in 1999. We conclude the paper in Section 5 with discussions on how to extend standard liftings from differential liftings in general settings.

1. PRELIMINARIES

Our paper is based on two fundamental notions which are self-stressed frameworks (Definition 1.1) and liftings (Definition 1.2). Self-stressed frameworks are realisations of graphs in \mathbb{R}^n which are in static equilibrium. Liftings are, broadly speaking, polyhedra in a higher dimensional space whose vertical projections are given self-stressed frameworks.

Definition 1.1. Let $G = (V, E)$ be an arbitrary finite graph without loops and without multiple edges where $V = \{v_1, \dots, v_d\}$ denotes the set of *vertices* and E the set of *edges*. We denote by $v_i v_j$ the edge joining v_i and v_j .

- A *framework* $G(p)$ in \mathbb{R}^n consists of a graph $G = (V, E)$ and an injective map $p : V \rightarrow \mathbb{R}^n$. We often denote $p(v_i)$ by p_i . We say that there is an *edge* between p_i and p_j if $v_i v_j$ is an edge of G and denote it by $p_i p_j$. Note that we require that all points are pairwise distinct.
- A *stress* ω on a framework is an assignment of real scalars ω_{ij} to its edges $v_i v_j$ which are called *stress coefficients* (also known as *tensions* and *compressions* depending on the sign) with the property $\omega_{ij} = \omega_{ji}$. We also set $\omega_{ij} = 0$ if there is no edge between the corresponding vertices.

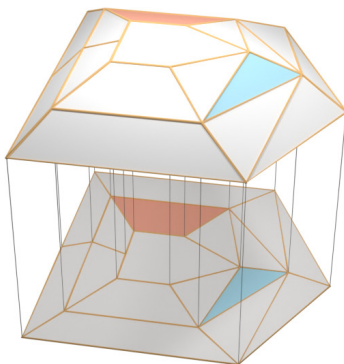


FIGURE 1. Polyhedral lifting of a planar framework (see Definition 1.2).

- A stress ω is called a *self-stress* if the equilibrium condition

$$\sum_{\{j|j \neq i\}} \omega_{ij}(p_i - p_j) = 0$$

is fulfilled at every vertex i . By $p_i - p_j$ we denote the vector from the point p_j to the point p_i .

- A pair $(G(p), w)$ is called a *tensegrity* if ω is a self-stress for the framework $G(p)$.
- A tensegrity $(G(p), w)$ (or stress ω) is said to be *non-zero* if there exists an edge $v_i v_j$ of the framework that has a non-vanishing stress coefficient $\omega_{ij} \neq 0$.

We recall in the following definition the classical notion of a polyhedral lifting over a planar graph that has been put into relation with self-stressed frameworks by Maxwell [22].

Definition 1.2. Let G be a planar graph and $G(p)$ a corresponding framework embedded as planar straight-line graph in \mathbb{R}^2 . Denote by F the set of connected components of $\mathbb{R}^2 \setminus G(P)$; we call the elements of F the *faces*. The only unbounded face is called the *infinite face*.

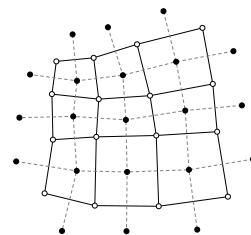
A continuous and piecewise affine function $L : \mathbb{R}^2 \rightarrow \mathbb{R}$ is called (*polyhedral*) *lifting* of $G(p)$ if L restricted to any face of F is an affine map. See Figure 1 for an illustration of the graph of such a function L .

Note that all faces are open sets with a polygonal boundary.

The graph $(u, v, L(u, v))$ of a polyhedral lifting is therefore a polyhedral surface whose edges and vertices vertically project to the given graph.

Theorem 1.3 ([22]). *Let G be a planar graph and $G(p)$ a framework embedded in \mathbb{R}^2 without crossing edges. Then $G(p)$ has a non-zero self-stress if and only if $G(p)$ has a non-trivial polyhedral lifting L .*

Remark 1.4. Let us mention the classical notion of the Maxwell reciprocal diagram. The *Maxwell reciprocal diagram* of a framework $G(p)$ in \mathbb{R}^2 is a framework $G^*(p^*)$ defined on the combinatorial dual graph G^* such that corresponding edges of the frameworks G and G^* are orthogonal to each other with lengths given by the corresponding stress coefficients. See the figure aside for an illustration. It is important to note that the existence of the Maxwell reciprocal diagram $G^*(p^*)$ is equivalent to non-zero self-stressability of $G(p)$.



For $G(p)$ with self-stress ω , let us denote the normal vector to the face of the polyhedral lifting L corresponding to a face $f \in F$ by ν_f and let these vectors be “normalized” to $\nu_f = (*, *, -1)$. Then from [5, Eqn. (4)] we know that

$$(1) \quad \nu_{f_2} - \nu_{f_1} = \omega_{ij}(p_j - p_i)^\perp$$

for neighbouring faces $f_1, f_2 \in F$ with common edge $p_i p_j$.

2. DIFFERENTIAL LIFTINGS IN \mathbb{R}^2

In this section, we generalise the concept of the classical polyhedral lifting (Definition 1.2). By Maxwell’s theorem (Theorem 1.3) the lifting exists exactly for self-stressed frameworks over their embedding as planar straight-line graph. Instead of considering the lifting itself we now switch to a discrete differential of that lifting. It turns out that such a discrete differential (which we call *differential lifting*, cf. Definition 2.3) exists also for frameworks which are not embedded as planar graphs as well as for frameworks over non-planar graphs.

While an embedding of a planar graph constitutes a cell decomposition of \mathbb{R}^2 into faces, a general realisation of a graph in \mathbb{R}^2 might have crossing edges and divides the plane into cells which we call *chambers*.

Definition 2.1. For a framework $G(p)$, a *chamber* is a connected component of the complement of $G(p)$ to \mathbb{R}^2 . Two different chambers are neighbours if they share an edge (see Figure 2 left) or if they share a non-empty open sub-segment of an edge (see Figure 2 right).

Note that as the framework $G(p)$ is finite, there is always an unbounded chamber C_∞ , the one “around” the framework.

A key idea in our paper is to relate differential 1-forms to the chambers of the framework. For that we identify vectors $v = (v_1, v_2)$ with differential 1-forms $dv = v_1 dx + v_2 dy$ via linear combinations of coordinate differentials dx and dy . The space of differential 1-forms is denoted by $\Omega^1(\mathbb{R}^2)$. For a given framework $G(p)$, we will consider maps from the set of chambers to the space of constant 1-forms on \mathbb{R}^2 . The space of chambers is canonically identified with the elements of $\pi_0(\mathbb{R}^2 \setminus G(p))$, the set of path components. Once the map from the set of chambers to $\pi_0(\mathbb{R}^2 \setminus G(p))$ is fixed, we can say that the corresponding 1-forms are *associated* with the chambers.

Definition 2.2. Consider a framework $G(p)$ with a self-stress ω . Let C_1 and C_2 be two neighbouring chambers of $G(p)$ along $p_i p_j$ (i.e. they are either sharing the same edge $p_i p_j$ or a non-empty open sub-segment of it). The stress coefficient of $p_i p_j$ is ω_{ij} . Let α_1 and α_2 be two constant 1-forms associated with C_1 and C_2 , respectively. We say that α_1 and α_2 satisfy the *neighbouring condition*

if

$$(2) \quad \alpha_2 - \alpha_1 = \text{sign}(\det(\mathbf{n}_{12}, p_i - p_j)) \cdot \omega_{ij} \cdot d(p_i - p_j),$$

where \mathbf{n}_{12} is the unit normal vector to $p_i - p_j$ pointing in the direction from C_1 to C_2 (cf. Figure 2).

Note that the neighbouring condition is independent of the order of α_1 and α_2 .

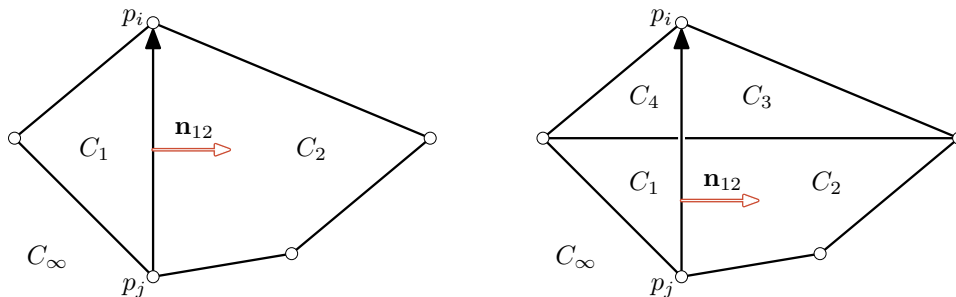


FIGURE 2. Two different general frameworks $G(p)$ and their chambers. Note that two chambers are neighbours if they share an edge or a non-empty open sub-segment of an edge. *Left:* The framework consists of two neighbouring faces, a triangle and a quadrilateral. The two neighbouring chambers C_1 and C_2 share the common edge $p_i p_j$. *Right:* The framework has two crossing edges which do not intersect in a vertex of the framework. The pentagon is therefore divided into four chambers. Two neighbouring chambers, e.g., C_1 and C_2 , share a non-empty open sub-segment of the edge $p_i p_j$.

The following definition of differential liftings is central for the present paper. It generalises the concept of the classical polyhedral lifting (Definition 1.2), in a sense, to a discrete differential of a lifting which may or may not exist, as explained below.

Definition 2.3. For the framework $G(p)$ and a self-stress ω of $G(p)$, we call a mapping

$$l_{\omega,p} : \pi_0(\mathbb{R}^2 \setminus G(p)) \longrightarrow \Omega^1(\mathbb{R}^2)$$

a *differential lifting* if it satisfies the *neighbouring condition* for each pair of neighbouring chambers and if it takes zero on the unbounded chamber of $C_\infty \in \pi_0(\mathbb{R}^2 \setminus G(p))$.

In Theorem 2.4, we show that a differential lifting as defined in Definition 2.3 exists and that it is unique. Note that the set of differential liftings over a fixed framework $G(p)$ is a vector space with

$$l_{\omega^1,p} + l_{\omega^2,p} = l_{\omega^1 + \omega^2,p} \quad \text{and} \quad \lambda l_{\omega,p} = l_{\lambda\omega,p}.$$

Theorem 2.4. *For every framework $G(p)$ with a self-stress ω , there exists a unique differential lifting $l_{\omega,p}$.*

Proof. Let us first assume that our framework $G(p)$ has no *crossing edges*.

By Definition 2.3, the value of the unbounded chamber C_∞ is set to be zero. Any other value of $l_{\omega,p}$ can be obtained by adding differential forms via the neighbouring condition, Equation (2), along a path of chambers starting at C_∞ , where a *path* between two chambers is a sequence of chambers that share a common edge. Our aim is to show that different paths with the same starting and ending chambers do not give different values at the last chamber.

Consider a path \mathcal{C} of chambers C_1, \dots, C_k with associated differential forms denoted by $\alpha_1, \dots, \alpha_k$. Adding differential forms along the path via Equation (2) yields

$$\alpha_k = \alpha_1 + \alpha_{\mathcal{C}}, \quad \text{where} \quad \alpha_{\mathcal{C}} = \sum_{r=2}^k (\alpha_r - \alpha_{r-1}),$$

where $(\alpha_r - \alpha_{r-1})$ stands for the right hand side of Equation (2).

For the reverse path C_k, \dots, C_1 , the differential forms then satisfy $\alpha_1 = \alpha_k - \alpha_{\mathcal{C}}$.

Let us consider two paths \mathcal{C}_1 and \mathcal{C}_2 with the same starting chamber C_s and the same end chamber C_e . We will show that these two (potentially different) paths give the same value at the last chamber. Adding differential forms along the two paths yields

$$\alpha_e^1 = \alpha_s + \alpha_{\mathcal{C}_1} \quad \text{and} \quad \alpha_e^2 = \alpha_s + \alpha_{\mathcal{C}_2}.$$

Consequently, adding differential forms along the path \mathcal{C}_1 followed by the reversed path \mathcal{C}_2 (which combined is a *closed* path as the starting chamber is the same as the end chamber) adds $\alpha_{\mathcal{C}_1} - \alpha_{\mathcal{C}_2}$ to α_s . Therefore, the two paths \mathcal{C}_1 and \mathcal{C}_2 imply equal values $\alpha_e^1 = \alpha_e^2$ at C_e if and only if the closed path above just adds zero to α_s .

The uniqueness of the definition of $l_{\omega,p}$ is therefore equivalent to showing that adding differential forms via Equation (2), along closed paths, adds zero to the starting chamber. We start with two elementary cycles before we cover a general closed path.

Case 1: Let us consider the closed path of chambers $C_1, C_2, C_3 = C_1$. This path corresponds to passing through an edge and going back. Let us assume $l_{\omega,p}(C_1) = \alpha_1$. Adding the values along this path yields first (cf. Figure 2)

$$\alpha_2 = \alpha_1 + \omega_{ij} \cdot \text{sign}(\det(\mathbf{n}_{12}, p_i - p_j)) \cdot d(p_i - p_j),$$

and further

$$\alpha_3 = \alpha_2 + \omega_{ij} \cdot \text{sign}(\det(\mathbf{n}_{23}, p_i - p_j)) \cdot d(p_i - p_j).$$

since $\mathbf{n}_{23} = \mathbf{n}_{21} = -\mathbf{n}_{12}$, inserting these values into the above formulas implies $\alpha_3 = \alpha_1$. Consequently nothing is added to the starting chamber.

Case 2: Let us consider a closed path around a point p_i in counterclockwise direction, $C_1, \dots, C_k = C_1$. Recursively inserting Equation (2) yields

$$\alpha_k = \alpha_1 + \sum_{j=1}^k \omega_{ij} \cdot \text{sign}(\det(\mathbf{n}_{j,j+1}, p_i - p_j)) \cdot d(p_i - p_j) = \alpha_1 + d\left(\sum_{j=1}^k \omega_{ij}(p_i - p_j)\right) = \alpha_1,$$

where we take indices modulo k , i.e. $\mathbf{n}_{k,k+1} = \mathbf{n}_{k,1}$. The second equality holds true due to the linearity of the differential operator, and because all the signs in the sum are positive (because of counterclockwise orientation). The third equality holds by the equilibrium condition for self-stressed frameworks at p_i .

General case: Adding differential forms via (2) along any closed path adds zero to the starting chamber since it can be decomposed into elementary closed paths considered in Cases 1 and 2.

Let us now consider the case where the framework $G(p)$ with self-stress ω has *crossing edges* which we excluded so far. We can easily turn it into a self-stressed framework without crossing edges. First, we add all crossing points to the set of vertices and obtain a framework $G(\tilde{p})$. Second, we modify the stress function ω to $\tilde{\omega}$ by the following rule: Consider two neighbouring vertices \tilde{p}_k, \tilde{p}_l forming an edge of $G(\tilde{p})$ which lies on an “old” edge $p_i p_j$. Then the new stress coefficient $\tilde{\omega}_{kl}$ is defined by

$$\tilde{\omega}_{kl} := \frac{\omega_{ij}}{\lambda_{kl}},$$

where λ_{kl} is the scaling factor between these two edges: $\|p_k - p_l\| = \lambda_{kl} \|p_i - p_j\|$.

This is a self-stress since at every “new” vertex \tilde{p}_l opposite forces cancel:

$$\tilde{\omega}_{kl}(\tilde{p}_k - \tilde{p}_l) + \tilde{\omega}_{ml}(\tilde{p}_m - \tilde{p}_l) = \frac{\omega_{ij}}{\lambda_{kl}} \lambda_{kl}(p_i - p_j) + \frac{\omega_{ij}}{\lambda_{ml}} \lambda_{ml}(p_j - p_i) = 0.$$

Analogously at “old” vertices p_i the equilibrium condition still holds as any “new” edge $\tilde{p}_k \tilde{p}_i$ contributes the same force:

$$\tilde{\omega}_{ki}(\tilde{p}_k - \tilde{p}_i) = \frac{\omega_{ij}}{\lambda_{ki}} \lambda_{ki}(p_j - p_i) = \omega_{ij}(p_j - p_i).$$

Now note that the neighbouring condition (2) along a “new” edge is the same as before when considered as two neighbouring chambers along a non-empty open sub-segment of an edge since

$$\alpha_2 - \alpha_1 = \text{sign}(\det(\mathbf{n}_{12}, \tilde{p}_k - \tilde{p}_l)) \cdot \tilde{\omega}_{kl} \cdot d(\tilde{p}_k - \tilde{p}_l) = \text{sign}(\det(\mathbf{n}_{12}, p_i - p_j)) \cdot \omega_{ij} \cdot d(p_i - p_j),$$

which concludes the proof. \square

Example 2.5. Let us consider K_4 , the smallest graph in the plane with a self-stress for all framework realisations. We consider two distinct frameworks $K_4(p)$ and $K_4(q)$ as depicted in Figure 3. Here the framework in Figure 3 (left) is planar whereas the framework in Figure 3 (right) is not. We have (cf. Figure 3 left)

$$p_1 = (0, 0), \quad p_2 = (1, 0), \quad p_3 = \left(-\frac{1}{2}, \frac{\sqrt{3}}{2}\right), \quad p_4 = \left(-\frac{1}{2}, -\frac{\sqrt{3}}{2}\right),$$

and stress coefficients $\omega_{12} = \omega_{13} = \omega_{14} = 3$, and $\omega_{23} = \omega_{34} = \omega_{24} = -1$. The chambers are denoted by

$$C_\infty = p_2 p_3 p_4, \quad C_1 = p_1 p_2 p_3, \quad C_2 = p_1 p_3 p_4, \quad C_3 = p_1 p_4 p_2.$$

The 1-form associated to the unbounded chamber C_∞ is per definition set to 0. The associated 1-forms corresponding to the other chambers are

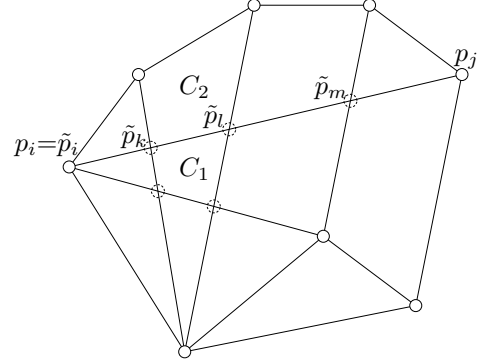
$$l_{\omega,p}(C_1) = -\frac{3}{2}dx + \frac{\sqrt{3}}{2}dy, \quad l_{\omega,p}(C_2) = -\sqrt{3}dy, \quad l_{\omega,p}(C_3) = \frac{3}{2}dx + \frac{\sqrt{3}}{2}dy.$$

For the non-planar realisation of K_4 (Figure 3 right) we have

$$q_1 = (1, 0), \quad q_2 = (0, 1), \quad q_3 = (-1, 0), \quad q_4 = (0, -1),$$

where the edges $q_1 q_3$ and $q_2 q_4$ cross each other at the origin denoted by $O = (0, 0)$. The stress coefficients are $\omega_{12} = \omega_{23} = \omega_{34} = \omega_{14} = -1$, and $\omega_{13} = \omega_{24} = 1$. The chambers are denoted by

$$C_\infty = q_1 q_2 q_3 q_4, \quad C_1 = O q_1 q_2, \quad C_2 = O q_2 q_3, \quad C_3 = O q_3 q_4, \quad C_4 = O q_1 q_4.$$



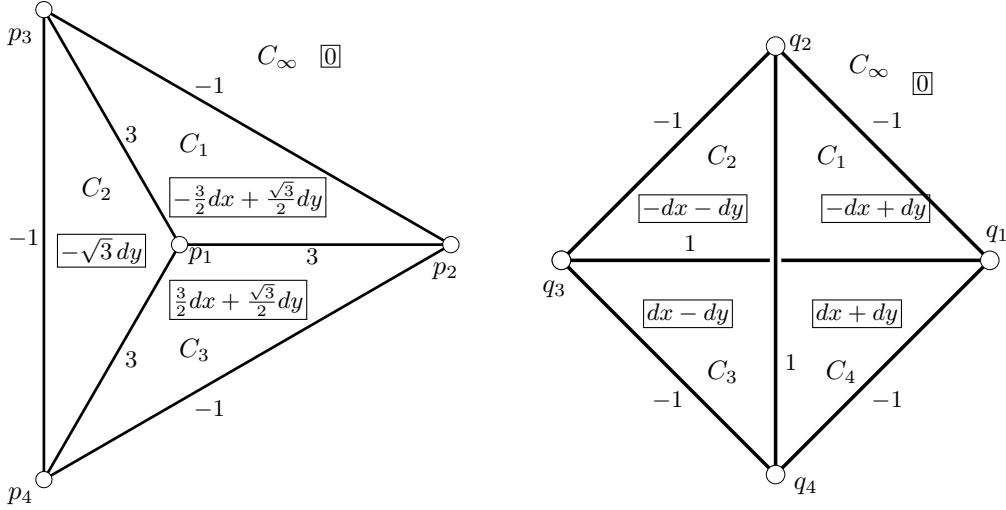


FIGURE 3. Two frameworks corresponding to the combinatorial graph K_4 . With the vertices and stresses as detailed in Example 2.5 both frameworks are self-stressed. The chambers are denoted by C_i and the associated 1-forms are written with boxes. The left framework $G(p)$ has a standard lifting L in the sense of Theorem 1.3 as well as a differential lifting $l_{\omega,p}$. The framework $G(q)$ on the right does not have a standard lifting L as in Theorem 1.3. It does, however, have a differential lifting $l_{\omega,q}$.

The 1-form associated to the unbounded chamber C_∞ is per definition set to 0. The associated 1-forms corresponding to the other chambers are

$$l_{\omega,q}(C_1) = dx - dy, \quad l_{\omega,q}(C_2) = -dx - dy, \quad l_{\omega,q}(C_3) = -dx + dy, \quad l_{\omega,q}(C_4) = dx + dy.$$

The framework $G(q)$ in Figure 3 (right) does not have a standard lifting as in Theorem 1.3, but as we showed, it has a differential lifting $l_{\omega,q}$.

Example 2.6. Another classical example is a framework with the combinatorics of a triangular prism as depicted in Figure 4. The six vertices are

$$p_1 = (-1, -1), \quad p_2 = (3, -1), \quad p_3 = (3, 1), \quad p_4 = (-1, 1), \quad p_5 = (0, 0), \quad p_6 = (2, 0),$$

and the stress coefficients are $\omega_{12} = \omega_{34} = -1$, $\omega_{23} = \omega_{14} = -2$, and $\omega_{15} = \omega_{45} = \omega_{26} = \omega_{36} = 4$. The chambers are denoted by

$$C_\infty = p_1p_2p_3p_4, \quad C_1 = p_1p_2p_6p_5, \quad C_2 = p_2p_3p_6, \quad C_3 = p_3p_4p_5p_6, \quad C_4 = p_1p_4p_5.$$

The 1-form associated to the unbounded chamber C_∞ is per definition set to 0. The associated 1-forms corresponding to the other chambers are

$$l_{\omega,p}(C_1) = -4dx, \quad l_{\omega,p}(C_2) = 4dy, \quad l_{\omega,p}(C_3) = 4dx, \quad l_{\omega,p}(C_4) = -4dy.$$

The relation between polygonal liftings and differential liftings on self-stressed planar frameworks corresponding to planar graphs is given in the following proposition.

Proposition 2.7. *Let $(G(p), \omega)$ be a self-stressed planar framework corresponding to a planar graph. Let furthermore L denote a polyhedral lifting as in Definition 1.2 and let $l_{\omega,p}$ be a differential lifting.*

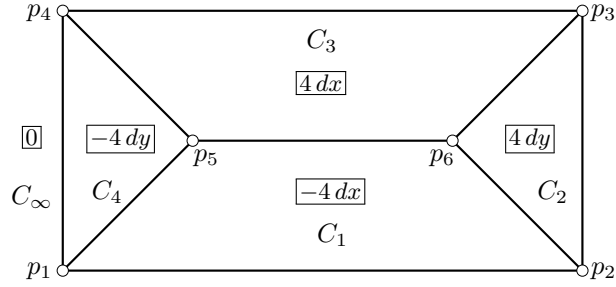


FIGURE 4. A framework corresponding to a combinatorial triangular prism. With the vertices and stress coefficients as detailed in Example 2.6, the framework is self-stressed. The chambers are denoted by C_i and the associated 1-forms are written with boxes. The framework $G(p)$ has a standard lifting L in the sense of Theorem 1.3 and it has a differential lifting denoted by $l_{\omega,p}$.

Consider the “normalized” normal vector $\nu_C = (*, *, -1)$ of the polyhedral lifting corresponding to the chamber C and let $\alpha_C = l_{\omega,p}(C)$ be the associated 1-form. Then

$$\star \alpha_C = \pm \nu_C \cdot \begin{pmatrix} dx \\ dy \\ 0 \end{pmatrix},$$

where \star denotes the Hodge star operator, i.e. $\star(a dx + b dy) = -b dx + a dy$.

Proof. This follows from Equations (1) and (2). \square

The condition of the graph being planar in Theorem 1.3 is not needed when we consider differential liftings instead of polyhedral liftings.

Theorem 2.8. *Let G be any finite simple graph and $G(p)$ be a framework in \mathbb{R}^2 . The mapping $(G(p), \omega) \mapsto l_{\omega,p}$ is a bijection between the space of self-stresses and the space of differential liftings.*

Proof. First note that the space of self-stresses and the space of differential liftings are vector spaces. The mapping is linear as well as surjective since $l_{\omega,p}$ is well defined by Theorem 2.4.

Let two self-stresses have the same differential lifting. Then their difference is lifted to the “zero lifting”, which, by Equation (2), is possible only if the stress coefficients on all edges are zero. \square

3. DIFFERENTIAL LIFTINGS IN \mathbb{R}^n

Consider a framework $G(p)$ in \mathbb{R}^n . For $n \geq 3$ the complement $\mathbb{R}^n \setminus G(p)$ does not decompose into disconnected chambers but rather consists of one connected component. Consequently we replace the notion of chambers by the notion of equivalence classes of oriented loops in the complement of $G(p)$ to \mathbb{R}^n . Here the base point of the loops can be arbitrarily chosen to be any point of the complement.

Similarly to the differential liftings of Section 2 (which are maps from $\pi_0(\mathbb{R}^2 \setminus G(p))$ to $\Omega^1(\mathbb{R}^2)$) we set differential liftings in \mathbb{R}^n to be special maps of the fundamental group $\pi_{n-2}(\mathbb{R}^n \setminus G(p))$ to $\Omega^1(\mathbb{R}^n)$ (Definition 3.6). In our setting homotopic loops will map to the same associated 1-form.

Given a vector $v = (v_1, \dots, v_n)$, we identify it with the differential 1-form $dv = v_1 dx_1 + \dots + v_n dx_n$ via linear combinations of coordinate differentials.

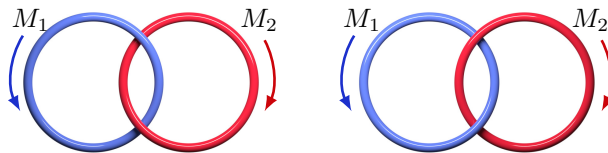


FIGURE 5. A negatively (*left*) and a positively (*right*) oriented Hopf link of two oriented circles in \mathbb{R}^2 .

For a given framework, we consider maps from the fundamental group $\pi_{n-2}(\mathbb{R}^n \setminus G(p))$ to the space of constant 1-forms in \mathbb{R}^n . Once the map is fixed, we can say that the corresponding 1-forms are *associated* with the homotopy classes of loops.

The number of how many times two disjoint manifolds are intertwined is called *linking number*. Let us recall its definition from the original paper by Gauss [14, p. 605]. In the literature, such as [23, p. 53], one often also finds another convention for the sign of this definition.

Definition 3.1. Consider two disjoint oriented manifolds $M_1, M_2 \subset \mathbb{R}^{m_1+m_2+1}$ of respective dimensions m_1 and m_2 . Then the *linking map* is the map

$$\lambda : M_1 \times M_2 \longrightarrow S^{m_1+m_2}$$

defined by $\lambda(x, y) = -(x - y)/\|x - y\|$. If M_1 and M_2 are compact, oriented and without boundary, then the degree of λ is called the *linking number* $\text{lk}(M_1, M_2)$.

Remark 3.2. The orientation of the sphere $S^{m_1+m_2}$ is important for the definition of the linking number. We fixed the orientation in such a way that at point $(1, 0, \dots, 0) \in S^{m_1+m_2}$ it coincides with the orientation of the basis $(e_2, \dots, e_{m_1+m_2+1})$. In such settings the orientations of Hopf links in \mathbb{R}^3 are as in Figure 5.

Remark 3.3. Below, one of the manifolds will be a piecewise linear finite polyhedral m -sphere. In this case we consider the linking number of the limit of approximations by differentiable spheres in ε neighbourhoods of the piecewise linear sphere in the continuous topology while ε tends to zero.

The linking number is an integer which is homotopy invariant and can be computed with the so called multi-dimensional Gauss linking integral (see, e.g., [34]). Coming back to our frameworks $G(p)$, for a simple cycle δ in $G(p)$ and $\Gamma \in \pi_{n-2}(\mathbb{R}^n \setminus G(p))$ we set

$$\text{lk}(\Gamma, \delta) = \text{lk}(\gamma, \delta)$$

with γ being any element of Γ . The linking number of two manifolds is well defined since it is invariant under homotopies and hence it does not depend on the choice of $\gamma \in \Gamma$.

We say that two homotopy classes $\Gamma_1, \Gamma_2 \in \pi_{n-2}(\mathbb{R}^n \setminus G(p))$ are *neighbours at an edge* e if there is a homotopy between loops $\gamma_1 \in \Gamma_1$ and $\gamma_2 \in \Gamma_2$ in \mathbb{R}^n crossing the framework along e transversally only once. See Figure 6 for an illustration of loops from neighbouring homotopy classes. For each edge $e = p_i p_j$ there is a homotopy class which is a neighbour to the neutral element of $\pi_{n-2}(\mathbb{R}^n \setminus G(p))$ along e (see Figure 7). We call it an *elementary* homotopy class.

Consider a homotopy class $\Gamma \in \pi_{n-2}(\mathbb{R}^n \setminus G(p))$ and let Θ be an elementary homotopy class neighbouring the neutral element along $e = p_i p_j$. Then $\Gamma \pm \Theta$ is a neighbour of Γ at $p_i p_j$.

Any homotopy class can be unwound by adding or subtracting elementary loops to finally become the neutral element. Consequently, between any two homotopy classes of $\pi_{n-2}(\mathbb{R}^n \setminus G(p))$ there is

a *path* of neighbouring homotopy classes. Unwinding to the neutral element and winding up to the target class would be such a path.

Definition 3.4. Consider a framework $G(p)$ with a self-stress ω . Let Γ_1 and Γ_2 be two different homotopy classes of loops that are neighbours at an edge $p_i p_j$ with stress coefficient ω_{ij} . Fix a simple cycle γ in $G(p)$ which includes the edge $p_i p_j$ with orientation from p_i to p_j . Let $\alpha_1, \alpha_2 \in \Omega^1(\mathbb{R}^n)$ be two constant 1-forms associated with Γ_1 and Γ_2 . We say that α_1 and α_2 satisfy the *neighbouring condition* if

$$(3) \quad \alpha_2 - \alpha_1 = (\text{lk}(\Gamma_1, \gamma) - \text{lk}(\Gamma_2, \gamma)) \cdot \omega_{ij} \cdot d(p_i - p_j).$$

This definition is neither dependent on the choice of cycle γ nor on the orientation of the edge $p_i p_j$: the choice of the simple cycle in Definition 3.4 does not affect Equation (3) since $(\text{lk}(\gamma, \Gamma_1) - \text{lk}(\gamma, \Gamma_2))$ stays the same due to the orientation choice. Furthermore, the choice of the orientation of the edge $p_i p_j$ does not affect the right hand side of Equation (3) since the linking number changes sign and $p_j - p_i = -(p_i - p_j)$.

Remark 3.5. Note that since Γ_1 and Γ_2 are neighbours, we have

$$\text{lk}(\Gamma_1, \gamma) - \text{lk}(\Gamma_2, \gamma) = \pm 1.$$

Definition 3.6. For the framework $G(p)$ and a self-stress ω of $G(p)$, we call a mapping

$$l_{\omega,p} : \pi_{n-2}(\mathbb{R}^n \setminus G(p)) \longrightarrow \Omega^1(\mathbb{R}^n)$$

a *differential lifting*, if $l_{\omega,p}(\Gamma)$ is a constant 1-form for all $\Gamma \in \pi_{n-2}(\mathbb{R}^n \setminus G(p))$, if it satisfies the *neighbouring condition* for each neighbouring homotopy classes, and if it takes zero on the neutral element $\Gamma_\infty \in \pi_{n-2}(\mathbb{R}^2 \setminus G(p))$.

The following theorem is the higher dimensional analogue to Theorem 2.4 of the 2-dimensional case.

Theorem 3.7. *For every framework $G(p)$ with a self-stress ω , there exists a unique differential lifting $l_{\omega,p}$.*

Proof. For the simplicity of the exposition, we call the elements of $\pi_{n-2}(\mathbb{R}^n \setminus G(p))$ chambers, similarly to the case $n = 2$ considered in the previous section.

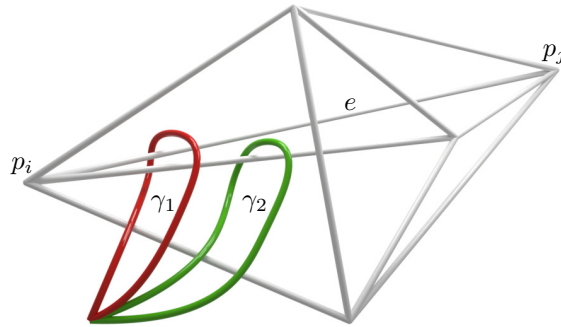


FIGURE 6. Two loops $\gamma_1 \in \Gamma_1$ and $\gamma_2 \in \Gamma_2$ from neighbouring homotopy classes Γ_1 and Γ_2 along the edge $e = p_i p_j$. There is a homotopy between γ_1 and γ_2 which transversally crosses e only once.

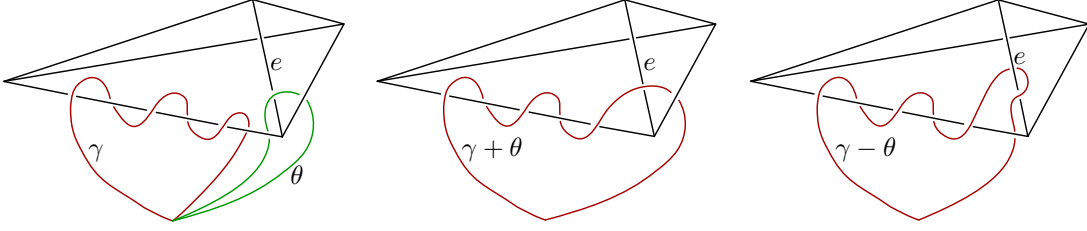


FIGURE 7. A framework $G(p)$ in \mathbb{R}^3 and loops from $\pi_1(\mathbb{R}^3 \setminus G(P))$. *Left:* The homotopy class Γ is given by a representing loop $\gamma \in \Gamma$ and the elementary homotopy class Θ is given by an elementary loop $\theta \in \Theta$. The homotopy class θ is a neighbour to the neutral element at edge e . *Centre and Right:* The sums $\Gamma \pm \Theta$ are both neighbours to Γ at edge e .

Existence: Let us say that a *path* between two chambers is a sequence of chambers that are neighbouring. The path is *closed* if the starting chamber is the same as the end chamber.

The *monodromy* of $\Omega^1(\mathbb{R}^n)$ associated to a closed path is the linear mapping defined by the summation of all forms on the right hand side of Equation (3).

Let us show that all monodromies are zero.

Case 1: Let us consider monodromies for the closed path C_1, C_2, C_1 . They correspond to passing through an edge and going back, which will result in

$$\alpha \mapsto \alpha + (\text{lk}(\Gamma_1, \gamma) - \text{lk}(\Gamma_2, \gamma))\omega_{ij} \cdot d(p_i - p_j) + (\text{lk}(\Gamma_2, \gamma) - \text{lk}(\Gamma_1, \gamma))\omega_{ij} \cdot d(p_i - p_j) = \alpha.$$

Case 2: Here we need to extend the definition of a closed path around a point p_i . Consider a small sphere S^{n-1} centered at p_i and let us fix the marked point O_{n-1} for the homotopy group so that it lies in $S^{n-1} \setminus G(p)$. Let us consider a differential homotopy $H : [0, 1] \times S^{n-2} \rightarrow S^{n-1}$ such that

- $H(\{0\} \times S^{n-2}) = \{O_{n-1}\}$ and $H(\{1\} \times S^{n-2}) = \{O_{n-1}\}$;
- $H([0, 1] \times \{O_{n-2}\}) = \{O_{n-1}\}$;
- $H : (0, 1) \times S^{n-2} \setminus \{O_{n-2}\} \rightarrow S^{n-1} \setminus \{O_{n-1}\}$ is a differentiable, non-singular bijection with positive Jacobian;
- The pre-images of points $G(p) \cap S^{n-1}$ have pairwise different first coordinates.

This homotopy induces the closed path between the chambers starting and ending in the identity chamber. We say that this path has a *counterclockwise* direction. If we reverse the first coordinate, then we have *clockwise* direction.

Let us consider a closed path around a point p_i in clockwise direction, C_1, \dots, C_s, C_1 . Then the monodromy is

$$(4) \quad \alpha \mapsto \alpha + \sum_{i=1}^s (\text{lk}(\Gamma_i, \gamma) - \text{lk}(\Gamma_{i+1}, \gamma))\omega_{ij} \cdot d(p_i - p_j) = \alpha + d\left(\sum_{i=1}^s \omega_{i,j}(p_i - p_j)\right) = \alpha.$$

The first equality is true by the linearity of the differentials and since the differences between all linking numbers are +1. The second equality holds by the equilibrium condition at p_i .

General case: The monodromy for any closed path is zero since it can be decomposed into the elementary closed paths considered in Cases 1 and 2.

Therefore, if we have two paths C_1 and C_2 with the same starting chamber C_s and the same end chamber C_e , then the corresponding paths through neighbours will lead to the same differential form, since the closed path C_2 followed by the reversed path C_1 has zero monodromy.

Uniqueness: By definition, the form corresponding to the unbounded element of $\pi_0(\mathbb{R}^n \setminus G(p))$ (denoted by C_∞) is zero. Then each path from C_∞ to C uniquely determines the form for C by Equation (2). \square

Remark 3.8. Let $\Gamma = \Gamma_1 + \Gamma_2$. Then

$$l_{\omega,p}(\Gamma) = l_{\omega,p}(\Gamma_1) + l_{\omega,p}(\Gamma_2).$$

Therefore, once we know the values of the differential liftings for a set of generators of $\pi_{n-2}(\mathbb{R}^n \setminus G(p))$, we get all the values for $l_{\omega,p}$ by the above additivity.

Theorem 3.9. *Let G be any graph and $G(p)$ be a framework in \mathbb{R}^n . The mapping $l_{\omega,p}$ is a bijection between the space of self-stresses and the space of differential liftings.*

Proof. The proof is the same as the proof of Theorem 2.8. \square

Remark 3.10. Note that geometric realisability of self-stresses was studied in [17].

Example 3.11. Consider a framework with graph K_5 in 3-space with the following vertices:

$$p_1 = (0, 0, 0), \quad p_2 = (1, 0, 0), \quad p_3 = (0, 1, 0), \quad p_4 = (0, 0, 1), \quad p_5 = (1, 1, 1).$$

This framework has a one-dimensional space of self-stresses. Let ω be one of these self-stresses defined by the matrix:

$$\omega = \begin{bmatrix} 0 & 2 & 2 & 2 & -2 \\ 2 & 0 & -1 & -1 & 1 \\ 2 & -1 & 0 & -1 & 1 \\ 2 & -1 & -1 & 0 & 1 \\ -2 & 1 & 1 & 1 & 0 \end{bmatrix},$$

where the stress coefficient $\omega_{i,j}$ is in position (i, j) . Then the neighbouring condition along the edge $p_i p_j$ is

$$\alpha_2 - \alpha_1 = (\text{lk}(\Gamma_1, \gamma) - \text{lk}(\Gamma_2, \gamma)) \cdot \beta_{i,j}.$$

The collection of 1-forms $\beta_{i,j}$ is presented by the following matrix (we consider (x, y, z) as coordinates of 3-space):

$$\beta = \begin{bmatrix} 0 & -2dx & -2dy & -2dz & 2dx + 2dy + 2dz \\ 2dx & 0 & -dx + dy & -dx + dz & -dy - dz \\ 2dy & dx - dy & 0 & -dy + dz & -dx - dz \\ 2dz & dx - dz & dy - dz & 0 & -dx - dy \\ -2dx - 2dy - 2dz & dy + dz & dx + dz & dx + dy & 0 \end{bmatrix}.$$

Consider the loops in Figure 8. The homotopy class Γ_1 represented by γ_1 is a neighbour to the homotopy class of trivial loops at the edge $p_1 p_2$, and hence

$$l_{\omega,p}(\Gamma_1) = -2dx.$$

In order to get from the homotopy class of trivial loops to the homotopy class Γ_2 one may cross first the edge $p_2 p_4$ and then the edge $p_2 p_5$. So we have:

$$l_{\omega,p}(\Gamma_2) = (-dx + dz) + (-dy - dz) = -dx - dy.$$

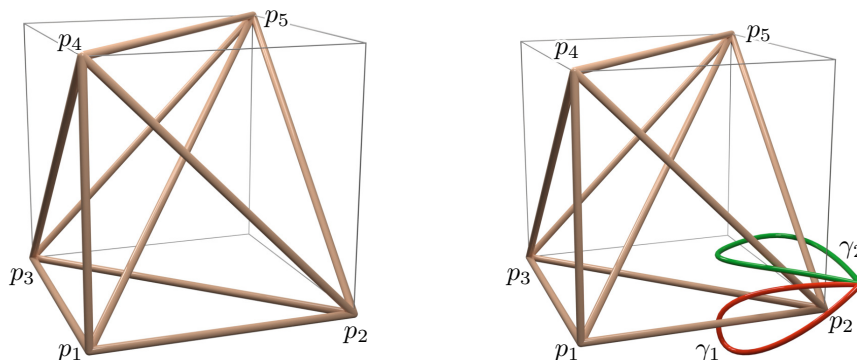


FIGURE 8. Loops linked with K_5 .

Remark 3.12. Definition 3.4 coincides with Definition 2.2 in the case when $n = 2$. Here we consider π_0 , which coincides with connected components. In this case, Γ_1 and Γ_2 are represented by single points x_1 and x_2 in the corresponding chambers. Then we have

$$\text{lk}(x_1, \gamma) - \text{lk}(x_2, \gamma) = \text{wind}(\gamma, x_1) - \text{wind}(\gamma, x_2) = \text{sign}(\det(\mathbf{n}_{12}, p_i - p_j)),$$

where \mathbf{n}_{12} is the normal of the vector $p_i - p_j$ in the direction from the first to the second chamber and where ‘wind’ denotes the winding number. The first equation holds because the linking numbers coincide with the winding numbers. The second equation is a general property of the winding number.

4. DIFFERENTIAL LIFTINGS OF POLYTOPAL EMBEDDINGS OF COMPLEXES

In this section we will generalise differential liftings to higher dimensional frameworks. We will investigate structures which are polyhedral CW complexes where all faces in which forces appear are of the same dimension. We introduce m -frameworks and their equilibrium stresses.

4.1. The m -frameworks. Let us recall a general definition of m -frameworks from [18]. Our model for self-stressable m -frameworks in this section will be based on the following structure. The term *plane* will refer to an affine subspace in \mathbb{R}^n . In the following let $n > m \geq 1$.

Definition 4.1. An m -framework $\mathcal{F} = (E, F, I, \mathbf{n})$ consists of E , a collection of $(m-1)$ -dimensional planes in \mathbb{R}^n ; F , a collection of m -dimensional planes in \mathbb{R}^n ; a subset $I \subset \{(e, f) \in E \times F \mid e \subset f\}$; a function \mathbf{n} assigning to each pair $(e, f) \in I$, a unit vector $\mathbf{n}(e, f)$ which is contained in f and which is orthogonal to e . We call planes from F *faces* and planes from E *edges*.

Definition 4.2. Let $\mathcal{F} = (E, F, I, \mathbf{n})$ be an m -framework. A *force-load* ω on \mathcal{F} is any function $\omega : F \rightarrow \mathbb{R}$. A framework \mathcal{F} together with a force-load ω is said to be in *equilibrium* if for every $e \in E$ we have

$$\sum_{(e, f) \in I} \omega(f) \mathbf{n}(e, f) = 0.$$

Such a force-load is called an *equilibrium force-load* for \mathcal{F} .

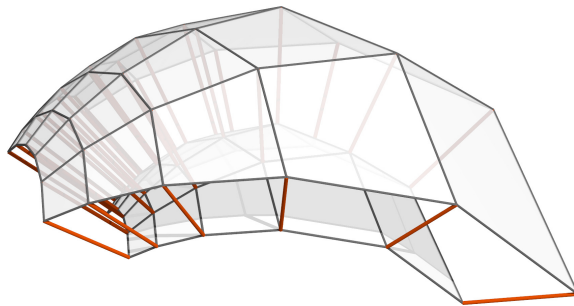


FIGURE 9. An example of a pair of parallel meshes.

Note that there is a difference between force-loads and stresses for graphs. The latter is related the length of the edges whereas force-loads are not. For now stresses are not defined as faces of m -frameworks are planes and do not have specified shapes or magnitudes. After introducing polytopal complexes below we could consider stresses as well.

Definition 4.3. An m -framework is said to be *self-stressable* or a *tensegrity* if there exists a non-zero equilibrium force-load on it.

4.2. Polytopal embeddings of complexes. An m -dimensional *polytope* is the convex hull of a finite set of points spanning \mathbb{R}^m . The boundary is piecewise linear so we have a natural structure of faces. The faces of dimension $m-1$ are called *facets*.

Definition 4.4. Consider a finite collection F of m -dimensional polytopes in \mathbb{R}^n whose intersection is either a facet or a q -dimensional polytope with $q \leq m-2$. Let E be the collection of all facets of the polytopes in F (here we identify the same facets of distinct polytopes). We also require that the planes of any two facets in E are distinct. Then the pair $\mathcal{C} = (F, E)$ is called an m -dimensional *polytopal complex* in \mathbb{R}^n .

Definition 4.5. The m -framework $\mathcal{F}_C = (E_C, F_C, I_C, \mathbf{n})$ associated with an m -dimensional polytopal complex C is defined by

- E_C , the collection of $(m-1)$ -dimensional planes spanned by facets of E ;
- F_C , the collection of m -dimensional planes spanned by polytopes of F ;
- $I_C = \{(e, f) \in E_C \times F_C \mid \text{the facet } e \text{ is a facet of polytope } f\}$;
- a function \mathbf{n} assigning to each pair $(e, f) \in I_C$ a unit vector $\mathbf{n}(e, f)$ which is contained in f , is orthogonal to e , and points to the interior of the polytope.

Example 4.6. Let us consider a very broad family of examples arising from parallel meshes in \mathbb{R}^3 . We say that two polyhedral surfaces P_1 and P_2 are *parallel* if P_1 and P_2 have the same combinatorics and such that corresponding edges are parallel (consequently also corresponding faces are parallel). Let us connect the corresponding parallel edges of such a pair of meshes. Then we get trivalent 2-dimensional polytopal complexes (see an example in Figure 9). For further details on parallel surfaces and related discrete differential geometry we refer to [3] and [19].

4.3. Differential liftings of m -frameworks. Consider an m -dimensional polytopal complex C . While for graphs we worked with 1-forms, we now work with m -forms. As before, we will study

fundamental groups $\pi_{n-m-1}(\mathbb{R}^n \setminus C)$. Again we can choose the base point to be any point of the complement. Note that homotopic $(n-m-1)$ -spheres will be associated with the same m -form.

For an oriented m -dimensional polytope f we set the differential form

$$\alpha_f = de_1 \wedge \dots \wedge de_m,$$

where e_1, \dots, e_m is an orthonormal basis of the span of f with positive orientation.

For a given m -dimensional polytopal complex C , we consider maps from the fundamental group $\pi_{n-m-1}(\mathbb{R}^n \setminus C)$ to the space of constant m -forms in \mathbb{R}^n . Once the map is fixed, we say that the corresponding m -forms are *associated* with the homotopy classes of spheres.

We say that two homotopy classes of spheres in $\mathbb{R}^n \setminus C$ are *neighbours at a facet e* if there is a homotopy of spheres in \mathbb{R}^n crossing the framework along e only once (transversally).

An m -cycle in C is an oriented sub-complex of C homeomorphic to the unit m -sphere.

Definition 4.7. Consider an m -dimensional polytopal complex C with a non-zero equilibrium force-load ω on the associated m -framework \mathcal{F}_C . Let Γ_1 and Γ_2 be two different homotopy classes of spheres that are neighbours at an oriented facet f with stress coefficient ω_f . Fix a simple m -cycle γ in C which includes the facet f with orientation of f . Let α_1 and α_2 be two constant m -forms associated with Γ_1 and Γ_2 . We say that α_1 and α_2 satisfy the *neighbouring condition* if

$$(5) \quad \alpha_2 - \alpha_1 = (\text{lk}(\Gamma_1, \gamma) - \text{lk}(\Gamma_2, \gamma)) \cdot \omega_f \cdot \alpha_f.$$

Remark 4.8. Note that since Γ_1 and Γ_2 are neighbours, we have

$$\text{lk}(\Gamma_1, \gamma) - \text{lk}(\Gamma_2, \gamma) = \pm 1.$$

Remark 4.9. The choice of the simple m -cycle in Definition 4.7 does not affect Equation (5) since $(\text{lk}(\gamma, \Gamma_1) - \text{lk}(\gamma, \Gamma_2))$ does not change due to the orientation choice.

Note also that the choice of the orientation of the facet f does not affect the right hand side of Equation (5) since the linking number and the form α_f simultaneously change their signs.

Definition 4.10. Consider an m -dimensional polytopal complex C with a non-zero force-load ω on the associated m -framework \mathcal{F}_C . The *differential lifting* $l_{\omega, C}$ is the m -form which

- is constant on the connected components of the complement of C to \mathbb{R}^n ;
- satisfies the neighbouring condition for all neighbouring homotopy classes of spheres;
- is zero on the homotopy class of spheres that includes the constant map.

Denote by $l_{\omega, C}(\Gamma)$ the form corresponding to $\Gamma \in \pi_{n-m-1}(\mathbb{R}^n \setminus C)$.

Theorem 4.11. *For every m -framework \mathcal{F}_C with a force-load ω , there exists a unique differential lifting of C .*

Proof. For the simplicity of the exposition, we call the elements of $\pi_{n-m-1}(\mathbb{R}^n \setminus G(p))$ the *chambers*, similarly to the case $m = 1$ considered in the previous section.

Existence: Let us say that a *path* between two chambers is a sequence of chambers that are neighbouring. The path is *closed* if the starting chamber is the same as the end chamber.

The *monodromy* of $\Omega^m(\mathbb{R}^n)$ associated to a closed path is the linear mapping defined by the summation of all forms that are second summands on the right hand side of Equation (5).

Let us show that all monodromies are zero.

Case 1: Let us consider monodromies for the closed path $\Gamma_1, \Gamma_2, \Gamma_1$. They correspond to passing through a polytope f and going back, which will result in

$$\alpha \mapsto \alpha + (\text{lk}(\Gamma_1, \gamma) - \text{lk}(\Gamma_2, \gamma))\omega_{ij} \cdot \alpha_f + (\text{lk}(\Gamma_2, \gamma) - \text{lk}(\Gamma_1, \gamma))\omega_{ij} \cdot \alpha_f = \alpha.$$

Case 2: Here we need to extend the definition of a closed path around a facet e in clockwise direction. It is done similarly to the case $m = 1$ by restricting our $(n-m-1)$ -spheres to the orthogonal complement to e , which is $(n-m+1)$ -dimensional.

Let us consider a closed path around a facet e in clockwise direction, $\Gamma_1, \dots, \Gamma_s, \Gamma_1$. Then the monodromy is

$$\alpha \mapsto \alpha + \sum_{i=1}^s (\text{lk}(\Gamma_i, \gamma) - \text{lk}(\Gamma_{i+1}, \gamma))\omega_{ij} \cdot \alpha_e \wedge \mathbf{n}(e, f) = \alpha + \alpha_e \wedge d\left(\sum_{i=1}^s \omega_{i,j} \mathbf{n}(e, f)\right) = \alpha.$$

The first equality is true by the linearity of the differentials and since the differences between all linking numbers are $+1$. The second equality holds by the equilibrium condition at e .

General case: The monodromy for any closed path is zero since it is decomposable into the elementary closed paths considered in Cases 1 and 2.

Therefore, if we have two paths \mathcal{C}_1 and \mathcal{C}_2 with the same starting chamber Γ_s and the same end chamber Γ_e , then the corresponding paths through neighbours will lead to the same differential form, since the closed path \mathcal{C}_2 followed by the reversed path \mathcal{C}_1 has zero monodromy.

Uniqueness: This follows from exactly the same argument as in the proof of Theorem 4.11. \square

Remark 4.12. Consider $\Gamma, \Gamma_1, \Gamma_2 \in \pi_{n-m-1}(\mathbb{R}^n \setminus C)$ satisfying the identity $\Gamma = \Gamma_1 + \Gamma_2$. Then

$$l_{\omega, C}(\Gamma) = l_{\omega, C}(\Gamma_1) + l_{\omega, C}(\Gamma_2).$$

Therefore, once we know the values of the differential liftings for a set of generators of $\pi_{n-m-1}(\mathbb{R}^n \setminus C)$, we get all the values for $l_{\omega, C}$ by the above additivity.

Theorem 4.13. *Let C be an m -dimensional polytopal complex. The mapping $(C, \omega) \rightarrow l_{\omega, C}$ is a bijection between the space of force-loads and the space of differential liftings.*

4.4. Stresses and force-loads, and relation to the case $m = 1$. The general situation we considered in this section has one minor difference from the settings of the previous two sections. Here, we considered force-loads rather than stresses. As we know, the equilibrium conditions for stresses are

$$\sum_{\{j|j \neq i\}} \omega_{ij}(p_i - p_j) = 0,$$

while the equilibrium conditions for force-loads are normalised as

$$\sum_{\{j|j \neq i\}} \omega_{ij} \frac{p_i - p_j}{\|p_i - p_j\|} = 0.$$

For polytopes, we could also consider the corresponding stresses defined by the equilibrium condition

$$\sum_{(e,f) \in I} \text{Vol}(f_*) \omega(f) \mathbf{n}(e, f) = 0,$$

where f_* is the facet corresponding to the m -plane f .

Now let us recall the Equation (3):

$$\alpha_2 = \alpha_1 + (\text{lk}(\Gamma_1, \gamma) - \text{lk}(\Gamma_2, \gamma)) \cdot \omega_{ij} \cdot d(p_i - p_j).$$

This equation coincides with the non-normalised version of Equation (5):

$$\alpha_2 = \alpha_1 + \text{Vol}(f_*)((\text{lk}(\Gamma_1, \gamma) - \text{lk}(\Gamma_2, \gamma)) \cdot \omega_f \cdot \alpha_f).$$

Here, we have added the extra factor $\text{Vol}(f_*)$ to the second summand of the right hand side of Equation (5).

5. ON LIFTINGS IN GENERAL SETTINGS

In this section, we introduce general liftings. In Subsection 5.1 we study liftings on regular spheres defined by integration of the differential liftings. Further in Subsection 5.2, we discuss a slightly different notion of liftings on the Grassmannians of planes.

For simplicity we deal with polytopal embeddings of complexes that also cover all 1-frameworks without self-intersections. The theory for self-intersecting frameworks is very similar, so we omit it here. The problem for general complexes remains open.

5.1. Liftings on regular spheres. In this subsection, we define liftings in the class of regular k -spheres in \mathbb{R}^n (i.e. differential embeddings of the unit k -sphere with maximal ranks of Jacobi matrices at every point; note that we allow self-intersections). In this section we do not consider the case $k = 0$.

5.1.1. *Definition of liftings.* Denote the space of regular k -spheres passing through p by $\Omega_k(p)$.

Definition 5.1. Consider a regular sphere γ in $\Omega_k(p)$. The homotopy corresponding to the linear homothety of γ (at time 1) to p (at time 0) is called a *cone homotopy*. We denote it by $\mathcal{H}_p(\gamma)$.

Definition 5.2. Let α be a decomposable m -form defined on $S \subset \mathbb{R}^n$ and a point $r \in S$. Consider some oriented orthonormal basis (e_1, \dots, e_n) in which we have

$$\alpha|_r = f \cdot e_1 \wedge \dots \wedge e_m.$$

We say that the form

$$\beta|_r = f \cdot e_{m+1} \wedge \dots \wedge e_n$$

is the *Hodge star* of α at p .

An arbitrary m -form α can be represented as a sum of decomposable forms. Here we define the *Hodge star* for α by additivity.

We say that the form β is the *Hodge star* of α if it is the Hodge star at every point of S . Denote the Hodge star by $\star\alpha$.

Definition 5.3. Consider an m -dimensional polytopal complex C in \mathbb{R}^n with a force-load ω on the associated framework \mathcal{F}_C . Let $n > m + 1$ and let p be in the complement of \mathcal{F}_C . Consider the function $L_{\mathcal{F}_C, \omega, p}$ defined on the set of all regular spheres of dimension $n - m - 1$ as follows:

$$L_{\mathcal{F}_C, \omega, p}(\gamma) = \int_{\mathcal{H}_p(\gamma)} \star\alpha[C, \omega].$$

We say that the function $L_{\mathcal{F}_C, \omega, p}$ is the *lifting* of (\mathcal{F}_C, ω) .

Remark 5.4. Liftings are continuous in the continuous topology on $\Omega_{n-m-1}(p)$. There is no significant dependence on the choice of the point p (due to Proposition 5.5 below).

Let us collect several simple statements on integration of differential forms over regular embeddings without boundary.

5.1.2. *Co-dimension 0 obstacles cycle integration.* Let us start with the following proposition.

Proposition 5.5. *Let H_1 and H_2 be two regular homotopies from γ_1 to γ_2 for the regular $(n-m-1)$ -spheres, and let α be any constant $(n-m)$ -form in \mathbb{R}^n . Then*

$$\int_{H_1} \alpha = \int_{H_2} \alpha.$$

Proof. Let $H \times I$ be a regular homotopy between two regular homotopies H_1 and H_2 . Then by Stokes' formula (see, e.g. in [1]) we have

$$\int_{H_1} \alpha - \int_{H_2} \alpha = \int_{H \times I} d\alpha = \int_{H \times I} 0 = 0.$$

This implies the statement of the proposition. □

5.1.3. *Co-dimension 1 obstacles cycle integration.* Let us continue with the following definition.

Definition 5.6. Let ℓ be an m -dimensional plane in \mathbb{R}^n , we say that a *Heaviside form* on the space of regular m -spheres with respect to ℓ is defined by the following formula

$$\chi_\ell(\gamma) = \text{lk}(\ell, \gamma) \cdot \star d\ell,$$

where $d\ell$ is the volume m -form on ℓ .

Note that χ_ℓ is an $(n-m)$ -form.

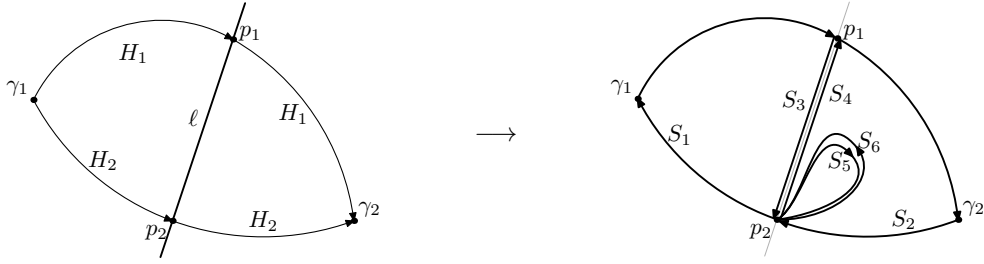
Proposition 5.7. *Let H_1 and H_2 be two regular homotopies from γ_1 to γ_2 for the regular $(n-m-1)$ -spheres in \mathbb{R}^n , and let ℓ be an m -dimensional plane in \mathbb{R}^n . Then*

$$\int_{H_1} \chi_\ell = \int_{H_2} \chi_\ell.$$

Proof. Case 1. Assume that the homotopies H_1 and H_2 from γ_1 to γ_2 cross the plane ℓ at single points p_1 and p_2 (at parameter values t_1 and t_2) respectively.

Denote the closed loop formed by H_1 and H_2 (where H_2 is passed in the opposite direction). The parameter values t_1 and t_2 (for H_1 and H_2) divide this loop into two parts S_1 and S_2 containing γ_1 and γ_2 , respectively.

Consider the homotopy which is a parallel transform of $H_1(*, t_1)$ by the vector $p_2 - p_1$ (here we add an infinitesimal tubular neighbourhood from the base point for the $(n-m-1)$ -spheres along the vector $p_2 - p_1$, which will not affect the value of the integrals). Denote the corresponding path by S_3 and its inverse by S_4 .


 FIGURE 10. Homotopies H_1 and H_2 and the corresponding paths S_1, \dots, S_6 .

Finally, let us pick some regular homotopy that joins $H_1(*, t_1)$ transported to p_2 and $H_2(*, t_2)$. Denote this path by S_5 and its inverse by S_6 (we assume that this homotopy keeps the point p_2 fixed and the other points of the homotopy do not intersect ℓ), see Figure 10.

Denote

$$\alpha = \chi_\ell(\gamma_1) \quad \text{and} \quad \beta = \chi_\ell(\gamma_2) - \chi_\ell(\gamma_1).$$

Then we have:

$$\begin{aligned} \int_{H_1} \chi_\ell - \int_{H_2} \chi_\ell &= \int_{S_1} \alpha + \int_{S_2} (\alpha + \beta) \\ &= \int_{S_1 \cup S_3 \cup S_5} \alpha + \int_{S_2 \cup S_6 \cup S_4} (\alpha + \beta) - \int_{S_3} \alpha \\ &\quad - \int_{S_5} \alpha - \int_{S_4} (\alpha + \beta) - \int_{S_6} (\alpha + \beta) \\ &= - \int_{S_3} \alpha - \int_{S_4} (\alpha + \beta) \\ &= - \int_{S_3 \cup S_4} \alpha - \int_{S_4} \beta = - \int_{S_4} \beta = 0. \end{aligned}$$

The second and the third equalities hold by Proposition 5.5. The last equality holds since we integrate along the kernel of the form (recall that $p_1 p_2$ is orthogonal to the integral levels of the form).

Case 2. Assume that the homotopy H_1 does not cross the line ℓ while H_2 crosses ℓ transversally at two different points p_1 and p_2 , respectively.

This case is reduced to the previous one by considering it as a single homotopy H_1 and then H_2 based in the opposite direction. The further proof literally repeats the previous case.

General Case is a composition of Cases 1 and 2. □

5.1.4. *Co-dimension 2 obstacles cycle integration.* Next we show the following monodromy statement for $(m - 1)$ -dimensional facets in m -dimensional polytopal complexes.

Proposition 5.8. *Let us consider a homotopy from a point to itself by m -spheres along the $(m + 1)$ -sphere. We assume that the convex interior of the $(m + 1)$ -sphere contains the only point of facets at the center of the sphere. Then the integral of $\star\alpha[C, \omega]$ over this sphere is zero.*

Proof. Let us consider the cone homotopy that shrinks the $(m + 1)$ -sphere to its center along the cone. On the one hand by Propositions 5.5 and 5.7, this will not change the value of the integral. On the other hand we are shrinking to a single point, and hence the limiting value of the integral tends to 0.

Therefore, the integral along the $(m + 1)$ -sphere around a facet e is zero. □

5.1.5. *Continuity of liftings.* Let us finally formulate the following general property of liftings.

Theorem 5.9. *The lifting is a continuous function in the continuous topology on $\Omega_{n-m-1}(p)$.*

Proof. Let us outline the proof. Consider a small regular perturbation (within any small distance in the space of continuous homotopies) changing the original regular homotopy to the one avoiding all $(m - 1)$ -dimensional facets of the complex and transversally intersecting the complex in finitely many points. The resulting homotopy can be decomposed into the homotopies studied in Propositions 5.5, 5.7, and 5.8. □

5.2. **Grassmannian liftings.** We conclude this section with the following remarkable representation of liftings as functions on affine Grassmannians.

The informal idea behind the below definitions is as follows. First of all, let us restrict the sets of regular m -spheres to geometric m -spheres passing through a given point p . Secondly, let us “move” p to infinity. That will bring us to the affine Grassmannian of oriented m -planes $\text{Gr}(m, n)$.

First of all we give a general definition of distances between planes.

Definition 5.10. The *distance between the planes* π_1 and π_2 spanned by (p_1, \dots, p_n) and (q_1, \dots, q_m) respectively is the following number

$$\text{dist}(\pi_1, \pi_2) := \frac{\det(q_2 - q_1, q_3 - q_1, \dots, q_m - q_1, p_1 - q_1, \dots, p_n - q_1)}{\det(q_2 - q_1, q_3 - q_1, \dots, q_m - q_1) \cdot \det(p_2 - p_1, p_3 - p_2, \dots, p_n - p_1)}.$$

Informally, distance functions serve as linear functions over Grassmannians.

In order to define the values of the liftings at all lines of the Grassmannian we use the following notion. We consider the Grassmannian as a subset of the projective plane $\mathbb{R}P^N$ defined by Plücker coordinates of planes. So we have a natural structure of the differential manifold on Grassmannians.

Definition 5.11. Let \mathcal{F}_C be a framework of an m -dimensional polytopal complex C in \mathbb{R}^n . A differentiable path in $\text{Gr}(n-m-1, n)$ is \mathcal{F}_C -*simple* if it intersects \mathcal{F}_C only finitely many times; each of the intersections, except the very last point of the path, is in the interior of some m -dimensional face and it is transversal to this face (see Figure 11). The last line in the path can be taken arbitrarily.

Let us define a lifting along \mathcal{F}_C -simple paths.

Definition 5.12. Consider an \mathcal{F}_C -simple path H crossing an m -dimensional face f of \mathcal{F}_C . We say that the *sign of the crossing* is the number

$$\mu(H, f) := \text{sign}\left(\frac{\partial(\text{dist}(H(t), f))}{\partial t}\right).$$

We say that a simple path H intersects an m -dimensional face f of \mathcal{F}_C with *sign multiplicity* k if the total sum of its sign of crossings with f is k .

FIGURE 11. Transversal intersections of a differentiable path with one of the elements of \mathcal{F}_C

Definition 5.13. Consider a framework \mathcal{F}_C of an m -dimensional polytopal complex C in \mathbb{R}^n with a force-load ω . Let us fix some $\ell_0 \in \text{Gr}(n-m-1, n)$ that is far away (namely it does not intersect the convex hull of \mathcal{F}_C). Let ℓ be an arbitrary plane in $\text{Gr}(n-m-1, n)$. Let now H be an \mathcal{F}_C -simple path from ℓ_0 to ℓ . We say that the lifting at ℓ with respect to the path H is the following number

$$L_{\mathcal{F}_C, \omega, H}(\ell) := \sum_{f \in \mathcal{F}_C} \mu(H, f) \cdot \omega_f \cdot \text{dist}(\ell, f).$$

We conclude this paper with the following general theorem.

Theorem 5.14. *The lifting $L_{\mathcal{F}_C, \omega, H}(\ell)$ does not depend on the choice of an \mathcal{F}_C -simple path H .*

Proof. The case of graph frameworks in \mathbb{R}^3 . Here we consider the Grassmannian $\text{Gr}(1, 3)$.

Direct calculations show that the monodromy around a trivalent vertex is trivial. Without loss of generality we go around the three edges p_1p_2 , p_1p_3 and p_1p_4 , where

$$p_1 = (0, 0, 0), \quad p_2 = (1, 0, 0), \quad p_3 = (\cos \alpha, \sin \alpha, 0), \quad p_4 = (\cos \beta, \sin \beta, 0).$$

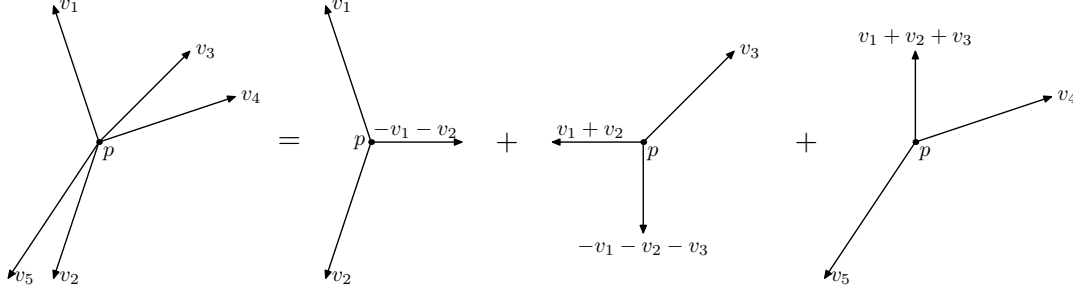
(Here $\alpha \neq \beta$ and $\alpha, \beta \in (0, \pi) \cup (\pi, 2\pi)$). The starting and the ending line is p_5p_6 where

$$p_5 = (a, b, 0), \quad p_6 = (c, d, 1).$$

In this case, the force-loads on edges p_1p_2 , p_1p_3 and p_1p_4 are $\lambda \sin(\alpha - \beta)$, $\lambda \sin \beta$, and $-\lambda \sin \alpha$, respectively (for some real λ). Then the contribution of the monodromy around the origin (passed clockwise) is as follows:

$$\begin{aligned} & \lambda \sin(\alpha - \beta) \cdot \text{dist}(p_5p_6, p_1p_2) + \lambda \sin \beta \cdot \text{dist}(p_5p_6, p_1p_3) - \lambda \sin \alpha \cdot \text{dist}(p_5p_6, p_1p_4) \\ &= \left(-\frac{b \sin(\alpha - \beta)}{\sqrt{(c-a)^2 + (d-b)^2 + 1}} + \frac{(a \sin \alpha - b \cos \alpha) \sin \beta}{\sqrt{(c-a)^2 + (d-b)^2 + 1}} - \frac{\sin \alpha (a \sin \beta - b \cos \beta)}{\sqrt{(c-a)^2 + (d-b)^2 + 1}} \right) \cdot \lambda \\ &= 0. \end{aligned}$$

Let us now consider a vertex of general valency d . Such vertex can be decomposed locally at the vertex into the sum of trivalent vertices of the original graph (using the techniques of quantisations introduced in [16]). Let us illustrate it with the following example:



Any \mathcal{F}_C -simple closed path is decomposable into several monodromies around single vertices. Hence, by additivity the value of the corresponding lifting is zero.

Therefore, two different \mathcal{F}_C -simple paths H_1 and H_2 to the same line ℓ define the same lifting (as the closed path obtained by H_1 and then H_2 inverse provides the zero lifting). This concludes the proof for the graph frameworks in \mathbb{R}^3 .

The case of m -polytopal frameworks in \mathbb{R}^n . Let us sketch the proof in this case; in fact it repeats the proof of the previous theorem.

Firstly, we consider a monodromy of parallel $(n-m-1)$ -planes around some trivalent facet $e \in E_C$. Here we assume that any line of e is not parallel to a line in the parallel planes. This monodromy can be projected to the monodromy of a line around a trivalent vertex of a graph in \mathbb{R}^3 . Hence it is trivial by the above case.

Secondly, the monodromy about an arbitrary facet e , can be decomposed into the sum of monodromies about trivalent copies of e .

Thirdly, by additivity the lifting along any \mathcal{F}_C -simple closed path is zero.

Therefore, the liftings along different paths provide the same value. □

Remark 5.15. One can restrict liftings to a pencil of parallel planes in Grassmannians. Then (by identifying the points of the parallel planes) we can project the liftings to the liftings over π_0 of the corresponding projected polytopal m -dimensional complex in \mathbb{R}^{m+1} . (Here we assume that the projection of \mathcal{F}_C does not reduce the dimensions of its faces.)

ACKNOWLEDGEMENTS

The authors are grateful to C. Lescop for useful discussions. F.M. was partially supported by the FWO grants G0F5921N (Odysseus) and G023721N, the KU Leuven iBOF/23/064 grant, and the UiT Aurora MASCOT project. C.M. was partially supported by the Austrian Science Fund (FWF) through grant I 4868 (SFB-Transregio “Discretization in Geometry and Dynamics”). B.S. was partially supported by the ICMS Knowledge Exchange Catalyst Programme.

REFERENCES

- [1] V. I. Arnold. *Mathematical methods of classical mechanics*, volume 60 of *Graduate Texts in Mathematics*. Springer-Verlag, New York, second edition, 1989. Translated from the Russian by K. Vogtmann and A. Weinstein.
- [2] F. Aurenhammer. A criterion for the affine equivalence of cell complexes in \mathbf{R}^d and convex polyhedra in \mathbf{R}^{d+1} . *Discrete Comput. Geom.*, 2(1):49–64, 1987.
- [3] A. I. Bobenko, H. Pottmann, and J. Wallner. A curvature theory for discrete surfaces based on mesh parallelity. *Math. Ann.*, 348(1):1–24, 2010.
- [4] C. Borcea and I. Streinu. Liftings and stresses for planar periodic frameworks. In *Proceedings of the thirtieth annual symposium on Computational geometry*, pages 519–528, 2014.
- [5] C. Borcea and I. Streinu. Liftings and stresses for planar periodic frameworks. *Discrete Comput. Geom.*, 53(4):747–782, 2015.
- [6] R. Connelly, E. D. Demaine, and G. Rote. Straightening polygonal arcs and convexifying polygonal cycles. *Discrete Comput. Geom.*, 30(2):205–239, 2003.
- [7] Z. Cooperband, R. Ghrist, and J. Hansen. A cosheaf theory of reciprocal figures: Planar and higher genus graphic statics, 2023. arXiv:2311.12946.
- [8] H. Crapo and W. Whiteley. 3-stresses in 3-space and projections of polyhedral 3-surfaces: reciprocals, liftings and parallel configurations. *unpublished manuscript*, 1993.
- [9] H. Crapo and W. Whiteley. Autocontraintes planes et polyèdres projetés. I. Le motif de base. *Structural Topology*, (20):55–78, 1993. Dual French-English text.
- [10] H. Crapo and W. Whiteley. Spaces of stresses, projections and parallel drawings for spherical polyhedra. *Beiträge zur Algebra und Geometrie*, 35(2):259–282, 1994.
- [11] L. Cremona. *Le figure reciproche nella statica grafica del prof. L. Cremona*. Tipografia di Giuseppe Bernardoni, 1872.
- [12] P. Eades and P. Garvan. Drawing stressed planar graphs in three dimensions. In *Graph drawing (Passau, 1995)*, volume 1027 of *Lecture Notes in Comput. Sci.*, pages 212–223. Springer, Berlin, 1996.
- [13] J. Erickson and P. Lin. A toroidal Maxwell-Cremona-Delaunay correspondence. *J. Comput. Geom.*, 12(2):55–85, 2021.
- [14] K. F. Gauss. Zur mathematischen Theorie der electrodynamischen Wirkungen, manuscript, first published in his Werke vol. 5. *Königl. Ges. Wiss. Göttingen, Göttingen*, (1):601–629, 1877.
- [15] J. E. Hopcroft and P. J. Kahn. A paradigm for robust geometric algorithms. *Algorithmica*, 7(1-6):339–380, 1992.
- [16] O. Karpenkov. The combinatorial geometry of stresses in frameworks. *Discrete & Computational Geometry*, 65, 01 2021.
- [17] O. Karpenkov and C. Müller. Geometric criteria for realizability of tensegrities in higher dimensions. *SIAM Journal on Discrete Mathematics*, 35(2):637–660, 2021.
- [18] O. Karpenkov, C. Müller, G. Panina, B. Servatius, H. Servatius, and D. Siersma. Equilibrium stressability of multidimensional frameworks. *Eur. J. Math.*, 8(1):33–61, 2022.
- [19] O. Karpenkov and J. Wallner. On offsets and curvatures for discrete and semidiscrete surfaces. *Beitr. Algebra Geom.*, 55:207–228, 2014.
- [20] M. Konstantatou, P. D’Acunto, and A. McRobie. Polarities in structural analysis and design: n- dimensional graphic statics and structural transformations. *Int. J. Solids and Structures*, 152-153:272–293, 2018.
- [21] J. C. Maxwell. On reciprocal figures and diagrams of forces. *The London, Edinburgh, and Dublin Philosophical Magazine and Journal of Science*, 27(182):250–261, 1864.
- [22] J. C. Maxwell. I. On reciprocal figures, frames, and diagrams of forces. *Earth and Environmental Science Transactions of the Royal Society of Edinburgh*, 26(1):1–40, 1870.
- [23] J. W. Milnor. *Topology form Differential Point of View*. The University Press of Virginia, 1965.
- [24] T. Mitchell, W. Baker, A. McRobie, and A. Mazurek. Mechanisms and states of self-stress of planar trusses using graphic statics, part i: The fundamental theorem of linear algebra and the airy stress function. *International Journal of Space Structures*, 31(2-4):85–101, 2016.
- [25] F. Mohammadi and X. Wu. Rational tensegrities through the lens of toric geometry. *accepted in Computational Geometry: Theory and Applications*, 2023.
- [26] N. A. Nguyen, M. Gulan, S. Oлару, and P. Rodriguez-Ayerbe. Convex lifting: Theory and control applications. *IEEE Transactions on Automatic Control*, 63(5):1243–1258, 2017.
- [27] N. A. Nguyen, S. Oлару, P. Rodriguez-Ayerbe, M. Hovd, and I. Necoara. Constructive solution of inverse parametric linear/quadratic programming problems. *Journal of Optimization Theory and Applications*, 172:623–648, 2017.

- [28] I. Pak. *Lectures on Discrete and Polyhedral Geometry*. preprint, <https://www.math.ucla.edu/pak/geomp018.pdf>, 2010.
- [29] A. Ribó Mor. *Realization and counting problems for planar structures*. Thesis (Ph.D.) - FU Berlin (Germany), 2006.
- [30] A. Ribó Mor, G. Rote, and A. Schulz. Small grid embeddings of 3-polytopes. *Discrete Comput. Geom.*, 45(1):65–87, 2011.
- [31] J. Richter-Gebert. *Realization spaces of polytopes*. Springer, 1996.
- [32] K. Rybnikov. Stresses and liftings of cell-complexes. *Discrete Comput. Geom.*, 21(4):481–517, 1999.
- [33] K. Rybnikov. *Polyhedral partitions and stresses*. ProQuest LLC, Ann Arbor, MI, 2000. Thesis (Ph.D.)–Queen’s University (Canada).
- [34] C. Shonkwiler and D. Vela-Vick. Higher-dimensional linking integrals. *Proceedings of the American Mathematical Society*, 139(4):1511–1519, 2011.
- [35] M. Sitharam, A. S. J. John, and J. Sidman. *Handbook of Geometric Constraint Systems Principles*. Discrete Mathematics and Its Applications. CRC Press, Taylor & Francis Group, 2018.
- [36] I. Streinu. Pseudo-triangulations, rigidity and motion planning. *Discrete Comput. Geom.*, 34(4):587–635, 2005.
- [37] I. Streinu. Erratum to “pseudo-triangulations, rigidity and motion planning”. *Discrete Comput. Geom.*, 35(2):558, 2006. Publisher’s erratum to [36].
- [38] K. Sugihara. Realizability of polyhedrons from line drawings. In *Computational morphology*, volume 6 of *Mach. Intelligence Pattern Recogn.*, pages 177–206. North-Holland, Amsterdam, 1988.
- [39] J. E. Toth, C. D. Goodman and J. O’Rourke, editors. *Handbook of discrete and computational geometry*. Discrete Mathematics and its Applications (Boca Raton). Chapman & Hall/CRC, Boca Raton, FL, third edition, 2018.
- [40] W. Whiteley. Motions and stresses of projected polyhedra. *Structural Topology*, (7):13–38, 1982. With a French translation.
- [41] W. Whiteley, P. F. Ash, E. Bolker, and H. Crapo. Convex polyhedra, Dirichlet tessellations, and spider webs. In *Shaping space*, pages 231–251. Springer, New York, 2013.

Authors’ addresses:

Department of Mathematical Sciences, University of Liverpool, UK	<code>karpenk@liverpool.ac.uk</code>
Departments of Mathematics and Computer Science, KU Leuven, Belgium	<code>fatemeh.mohammadi@kuleuven.be</code>
Institute of Discrete Mathematics and Geometry, TU Wien, Austria	<code>cmueller@geometrie.tuwien.ac.at</code>
Department of Mathematics and Statistics, Lancaster University, Lancaster, UK	<code>b.schulze@lancaster.ac.uk</code>