

On model predictive control with sampled-data input for output tracking with prescribed performance

Dario Dennstädt*[†]

Lukas Lanza[†]

Karl Worthmann[†]

Abstract—We propose a model predictive control (MPC) scheme with sampled-data input which ensures output-reference tracking within prescribed error bounds for relative-degree-one systems. Hereby, we explicitly deduce bounds on the required maximal control input and sampling frequency such that the MPC scheme is both initially and recursively feasible. A key feature of the proposed approach is that neither terminal conditions nor a sufficiently-large prediction horizon are imposed, rendering the MPC scheme computationally efficient. We illustrate the MPC algorithm via a numerical example of a torsional oscillator.

I. INTRODUCTION

Model predictive control (MPC) has gained widespread recognition due to its ability to effectively deal with nonlinear multi-input multi-output systems while adhering to control and state constraints, see the textbooks [1], [2] and the references therein. Since MPC is based on the iterative solution of optimal control problems (OCs) over a finite prediction horizon, guaranteeing their initial and recursive feasibility is key to ensure proper functioning of MPC. W.r.t. recursive feasibility, often either terminal conditions [3] or a combination of cost controllability [4] and a sufficiently long prediction horizon are used, see, e.g., [5] and the references therein for discrete-time systems. The use of terminal constraints may increase the computational effort and substantially reduce the domain of attraction, see, e.g., [6]. This becomes even more involved in the presence of time-varying state or output constraints [7].

Recently, a novel MPC scheme was proposed in [8] to overcome these restrictions by invoking structural properties of the system class in consideration to show both initial and recursive feasibility. This approach was further developed in [9], [10] and, using the combination of a high-gain property based on a well-defined relative degree and input-to-state stable internal dynamics, it allows for output reference tracking within prescribed time-varying error bounds of continuous-time systems. This also distinguishes it from the output regulation problem, on which other MPC approaches focus, see, e.g., [11], where discrete-time systems are considered. The output regulation problem was considered

in the presence of time-invariant constraints in [12], where suitable stabilizability and detectability conditions and a sufficiently long prediction horizon are used to ensure constraint satisfaction.

The underlying idea of the approach from [8], [9], [10] is closely intertwined with the adaptive, high-gain funnel controller [13], see, e.g., the recent survey paper [14], which also guarantees output tracking within given bounds by continuously adapting the applied control signal based on continuously available measurements. However, both in practical applications as well as in simulations, system measurements and control input signals are typically only given at discrete time instances. Consequently, the assumption underlying funnel control, namely that the signal is continuously available, is not met. In the recent work [15] this shortcoming was addressed. It was shown that the control objective of ensuring output tracking with predefined error boundaries can be achieved by a sampled-data feedback controller, that receives system measurements only at uniformly sampled discrete time instances and yields a piecewise constant control signal. The latter is usually called *sampled-data control*.

In [16], it is shown how to obtain a sampled-data model approximation for continuous-time systems, where the mismatch between the solutions scales with the sampling time. Based on the concept of control barrier functions (CBFs) for continuous-time systems, in [17] sampled-data CBFs are utilized to ensure safe sets to be forward invariant. In, e.g., [18], [19] a sampled-data MPC scheme for continuous-time systems is developed, respectively.

In this paper, we show that it is possible to achieve output tracking with prescribed performance using MPC with sampled-data control. Although simulations suggest that the MPC scheme from [8], [9] can be implemented using sampled-data inputs, theoretical results, so far, are missing. We rigorously prove that the novel MPC algorithm proposed in the present paper is initially and recursively feasible. Furthermore, we derive explicit bounds on the maximal required control input as well as on the sufficiently small step length. To this end, we combine results from [15] on sampled-data adaptive feedback control and from the continuous-time MPC case [9].

The article is organized as follows. In Section II, we introduce the system class and define the control objective. In Section III we propose an MPC algorithm, which achieves the control objective by using sampled-data inputs only. Its feasibility is proven in our main result Theorem 3.1. We illustrate the MPC algorithm via a simulation in Section IV. Conclusions and an outlook are given in Section V.

We gratefully acknowledge funding by the Deutsche Forschungsgemeinschaft (DFG, German Research Foundation) – Project-IDs 471539468 and 507037103; Lukas Lanza is also grateful for the support from the Carl Zeiss Foundation (VerneDCt – Project No. 2011640173).

[†] Technische Universität Ilmenau, Institute of Mathematics, Optimization-based Control Group, Weimarer Straße 25, 98693 Ilmenau, Germany {lukas.lanza, karl.worthmann}@tu-ilmenau.de

* Universität Paderborn, Institut für Mathematik, Warburger Straße 100, 33098 Paderborn, Germany (dario.dennstaedt@uni-paderborn.de)

Nomenclature. \mathbb{N} , \mathbb{R} denote natural and real numbers, respectively. $\mathbb{N}_0 := \mathbb{N} \cup \{0\}$ and $\mathbb{R}_{\geq 0} := [0, \infty)$. $\|x\| := \sqrt{\langle x, x \rangle}$ denotes the Euclidean norm of $x \in \mathbb{R}^n$, and $\mathcal{B}_v := \{x \in \mathbb{R}^n \mid \|x\| \leq v\}$. $\|A\|$ denotes the induced operator norm $\|A\| := \sup_{\|x\|=1} \|Ax\|$ for $A \in \mathbb{R}^{n \times n}$. $\text{GL}_n(\mathbb{R})$ is the group of invertible $\mathbb{R}^{n \times n}$ matrices. $\mathcal{C}^p(V, \mathbb{R}^n)$ is the linear space of p -times continuously differentiable functions $f : V \rightarrow \mathbb{R}^n$, where $V \subset \mathbb{R}^m$ and $p \in \mathbb{N}_0 \cup \{\infty\}$. $\mathcal{C}(V, \mathbb{R}^n) := \mathcal{C}^0(V, \mathbb{R}^n)$. On an interval $I \subset \mathbb{R}$, $L^\infty(I, \mathbb{R}^n)$ denotes the space of measurable and essentially bounded functions $f : I \rightarrow \mathbb{R}^n$ with norm $\|f\|_\infty := \text{ess sup}_{t \in I} \|f(t)\|$, $L^\infty_{\text{loc}}(I, \mathbb{R}^n)$ the set of measurable and locally essentially bounded functions, and $L^p(I, \mathbb{R}^n)$ the space of measurable and p -integrable functions with norm $\|\cdot\|_{L^p}$ and with $p \geq 1$. Furthermore, $W^{k, \infty}(I, \mathbb{R}^n)$ is the Sobolev space of all k -times weakly differentiable functions $f : I \rightarrow \mathbb{R}^n$ such that $f, \dots, f^{(k)} \in L^\infty(I, \mathbb{R}^n)$.

II. SYSTEM CLASS AND CONTROL OBJECTIVE

In this section, we introduce the class of systems to be controlled and define the control objective precisely.

A. System class

We consider nonlinear multi-input multi-output systems

$$\begin{aligned} \dot{y}(t) &= f(\mathbf{T}(y)(t)) + g(\mathbf{T}(y)(t))u(t) \\ y|_{[t_0-\sigma, t_0]} &= y^0 \in \mathcal{C}([t_0-\sigma, t_0], \mathbb{R}^m), \end{aligned} \quad (1)$$

with initial time $t_0 \geq 0$, ‘‘memory’’ $\sigma \geq 0$, initial trajectory y^0 , control input $u \in L^\infty_{\text{loc}}(\mathbb{R}_{\geq 0}, \mathbb{R}^m)$, and output $y(t) \in \mathbb{R}^m$ at time $t \geq t_0$. Note that u and y have the same dimension $m \in \mathbb{N}$. The system consists of the nonlinear functions $f \in \mathcal{C}(\mathbb{R}^q, \mathbb{R}^m)$, $g \in \mathcal{C}(\mathbb{R}^q, \mathbb{R}^{m \times m})$, and the nonlinear operator $\mathbf{T} : \mathcal{C}([-\sigma, \infty), \mathbb{R}^m) \rightarrow L^\infty_{\text{loc}}(\mathbb{R}_{\geq 0}, \mathbb{R}^q)$. The operator \mathbf{T} is causal, locally Lipschitz, and satisfies a bounded-input bounded-output property. It is characterized in detail in the following definition.

Definition 2.1: For $m, q \in \mathbb{N}$ and $\sigma \geq 0$, the set $\mathcal{T}_\sigma^{m, q}$ denotes the class of operators $\mathbf{T} : \mathcal{C}([t_0 - \sigma, \infty), \mathbb{R}^m) \rightarrow L^\infty_{\text{loc}}(\mathbb{R}_{\geq 0}, \mathbb{R}^q)$ for which the following properties hold:

- *Causality:* $\forall y_1, y_2 \in \mathcal{C}([t_0 - \sigma, \infty), \mathbb{R}^m) \quad \forall t \geq t_0:$

$$y_1|_{[t_0-\sigma, t]} = y_2|_{[t_0-\sigma, t]} \implies \mathbf{T}(y_1)|_{[t_0, t]} = \mathbf{T}(y_2)|_{[t_0, t]}.$$

- *Local Lipschitz:* $\forall t \geq t_0 \quad \forall y \in \mathcal{C}([t_0 - \sigma, t], \mathbb{R}^m)$
 $\exists \Delta, \delta, c > 0 \quad \forall y_1, y_2 \in \mathcal{C}([t_0 - \sigma, \infty), \mathbb{R}^m)$ with
 $y_1|_{[t_0-\sigma, t]} = y_2|_{[t_0-\sigma, t]} = y$ and $\|y_1(s) - y_2(s)\| < \delta$,
 $\|y_2(s) - y(t)\| < \delta$ for all $s \in [t, t + \Delta]$:

$$\text{ess sup}_{s \in [t, t+\Delta]} \|\mathbf{T}(y_1)(s) - \mathbf{T}(y_2)(s)\| \leq c \sup_{s \in [t, t+\Delta]} \|y_1(s) - y_2(s)\|.$$

- *Bounded-input bounded-output (BIBO):* $\forall c_0 > 0$
 $\exists c_1 > 0 \quad \forall y \in \mathcal{C}([t_0 - \sigma, \infty), \mathbb{R}^m):$

$$\sup_{t \in [t_0 - \sigma, \infty)} \|y(t)\| \leq c_0 \implies \sup_{t \in [t_0, \infty)} \|\mathbf{T}(y)(t)\| \leq c_1.$$

Since the operator \mathbf{T} acts on the whole output trajectory, the causality property of Definition 2.1 enforces that the system does not depend on future system states. The second condition (locally Lipschitz) is more of a technical nature

to guarantee existence and uniqueness of solutions. Finally, the BIBO property ensures that the system remains bounded as long as the system output does. Note that using the operator \mathbf{T} many physical phenomena such as *backlash*, and *relay hysteresis*, and *nonlinear time delays* can be modeled, where $\sigma \geq 0$ corresponds to the initial delay, cf. [20, Sec. 1.2].

Remark 2.1: Consider a nonlinear control affine system

$$\begin{aligned} \dot{x}(t) &= F(x(t)) + G(x(t))u(t), \quad x(t_0) = x^0 \in \mathbb{R}^n, \\ y(t) &= H(x(t)), \end{aligned} \quad (2)$$

with $t_0 \in \mathbb{R}_{\geq 0}$, $x^0 \in \mathbb{R}^n$, and nonlinear functions $F \in \mathcal{C}^1(\mathbb{R}^n, \mathbb{R}^n)$, $G \in \mathcal{C}^1(\mathbb{R}^n, \mathbb{R}^{n \times m})$, and $H \in \mathcal{C}^2(\mathbb{R}^n, \mathbb{R}^m)$. Under assumptions provided in [21, Cor. 5.6], there exists a diffeomorphism $\Phi : \mathbb{R}^n \rightarrow \mathbb{R}^n$ which induces a coordinate transformation putting the system (2) into the form (1) with new coordinates $(y, \eta) \in \mathbb{R}^m \times \mathbb{R}^{n-m}$ (output and internal state) for appropriate functions f, g , operator \mathbf{T} , and $\sigma = 0$. In this case \mathbf{T} is the solution operator of the internal dynamics of the transformed system. As in [9], exact knowledge about the coordinate transformation and computation of the diffeomorphism Φ is not required to apply Algorithm 1 to the system (2) – merely the existence of Φ has to be assumed as a mean for the proofs.

Invoking the requirements for the operator in Definition 2.1, we formally introduce the system class.

Definition 2.2: For $m \in \mathbb{N}$, a system (1) belongs to the system class \mathcal{N}^m , written $(f, g, \mathbf{T}) \in \mathcal{N}^m$, if, for some $q \in \mathbb{N}$ and $\sigma \geq 0$, the following holds: $f \in \mathcal{C}(\mathbb{R}^q, \mathbb{R}^m)$, $\mathbf{T} \in \mathcal{T}_\sigma^{m, q}$, and the function g is strictly positive definite, that is for all $\xi \in \mathbb{R}^q$ and for all $z \in \mathbb{R}^m \setminus \{0\}$

$$\langle z, g(\xi)z \rangle > 0. \quad (3)$$

For $t \geq 0$ and a control function $u \in L^\infty_{\text{loc}}(\mathbb{R}_{\geq 0}, \mathbb{R}^m)$, the system (1) has a solution in the sense of *Carathéodory*, meaning there exists a function $y : [t_0 - \sigma, \omega) \rightarrow \mathbb{R}^m$, $\omega > t_0$, with $y|_{[t_0-\sigma, t_0]} = y^0 \in \mathcal{C}([t_0 - \sigma, t_0], \mathbb{R}^m)$ and $y|_{[t_0, \omega)}$ is absolutely continuous and satisfies the ODE in (1) for almost all $t \in [t_0, \omega)$. A solution y is called *maximal*, if it has no right extension that is also a solution. A maximal solution is called *response* associated with u and denoted by $y(\cdot; t_0, y^0, u)$. Note that in the case $\sigma = 0$, we mean by $y|_{[t_0-\sigma, t_0]}$ the evaluation of the function at t_0 , i.e., $y|_{[t_0-\sigma, t_0]} = y(t_0)$, and refer to the vector space \mathbb{R}^m when using the notation $\mathcal{C}([t_0 - \sigma, t_0], \mathbb{R}^m)$.

B. Control objective

The control objective is that the output y of system (1) follows a given reference y_{ref} with predefined accuracy. To be more precise, the tracking error $t \mapsto e(t) := y(t) - y_{\text{ref}}(t)$ shall evolve within the prescribed performance funnel

$$\mathcal{F}_\psi = \{ (t, e) \in \mathbb{R}_{\geq 0} \times \mathbb{R}^m \mid \|e\| \leq \psi(t) \},$$

or formulated in a different way, the output $y(t)$ should at every time instance $t \geq t_0$ belong to the set

$$\mathcal{D}_t := \{ y \in \mathbb{R}^m \mid \|y - y_{\text{ref}}(t)\| \leq \psi(t) \}. \quad (4)$$

The performance set \mathcal{F}_ψ is determined by the choice of the function ψ belonging to

$$\mathcal{G} := \left\{ \psi \in W^{1,\infty}(\mathbb{R}_{\geq 0}, \mathbb{R}) \mid \inf_{s \geq 0} \psi(s) > 0 \right\},$$

see also Figure 1. Note that keeping the tracking error

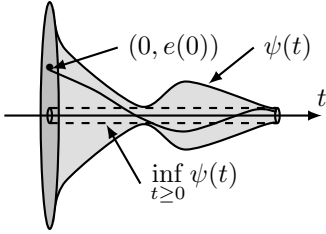


Fig. 1: Error evolution in a funnel \mathcal{F}_ψ with boundary $\psi(t)$; the figure is based on [22, Fig. 1], edited for present purpose.

in \mathcal{F}_ψ does not mean asymptotic convergence to zero. Moreover, the funnel boundary is not necessarily monotonically decreasing. The specific application usually dictates the constraints on the tracking error and thus indicates suitable choices for ψ .

III. SAMPLED-DATA MPC

We aim to develop an MPC algorithm, which achieves the aforementioned control objective. In contrast to the MPC scheme proposed in [8], [9], the space of admissible controls is restricted to step functions, i.e., the control signal can only change finitely often between two sampling instances. In other words, we use sampled-data control. To introduce the control scheme properly, we formally define step functions in the following definition.

Definition 3.1: Let $I \subset \mathbb{R}_{\geq 0}$ be an interval of the form $I = [a, b]$ with $b > a$ or $I = [a, \infty)$. We call a strictly increasing sequence $\mathcal{P} = (t_k)_{k \in \mathbb{N}_0}$ with $\lim_{k \rightarrow \infty} t_k = \infty$ and $t_0 = a$ a *partition* of I . The norm of \mathcal{P} is defined as $|\mathcal{P}| := \sup \{ t_{i+1} - t_i \mid i \in \mathbb{N}_0 \}$. A function $f : I \rightarrow \mathbb{R}^m$ is called *step function with partition \mathcal{P}* if f is constant on every interval $[t_i, t_{i+1}) \cap I$ for all $i \in \mathbb{N}_0$. We denote the space of all step functions on I with partition \mathcal{P} by $\mathcal{T}_{\mathcal{P}}(I, \mathbb{R}^m)$.

Note that in the case of finite intervals $I = [a, b]$ with $b > a$, Definition 3.1 can also be formulated using finite sequences $\mathcal{P} = (t_k)_{k=0}^N$ with $N \in \mathbb{N}$ and $t_N = b$. However, using infinite sequences every partition \mathcal{P} of $[a, \infty)$ is also a partition of $[a, b]$ for all $b > a$. Using this fact will simplify formulating our results. Changing the control signal is restricted to the time instances t_k . Further note that Definition 3.1 allows for non-uniform step length, i.e., for $\tau_i = |t_{i-1} - t_i|$ we allow $\tau_k \neq \tau_j$ for $k \neq j$, where $i, j, k \in \mathbb{N}$. However, in practice, a uniform step length often will be used.

Before formulating an MPC algorithm which achieves the control objective described in Section II-B, we introduce the class of admissible stage-costs. Let $\tilde{\ell} \in \mathcal{C}(\mathbb{R}_{\geq 0} \times \mathbb{R}^m \times \mathbb{R}^m, \mathbb{R}_{\geq 0})$. Then, we define the stage-cost ℓ piecewise by

$$\ell(t, y, u) = \begin{cases} \tilde{\ell}(t, y, u), & \|e(y, t)\| \leq \psi(t), \\ \infty, & \text{else,} \end{cases} \quad (5)$$

where $e(y, t) := y - y_{\text{ref}}(t)$. A suitable choice is, for instance,

$$\ell(t, y, u) = \begin{cases} \|e(y, t)\|^2 + \lambda_u \|u\|^2, & \|e(y, t)\| \leq \psi(t) \\ \infty, & \text{else,} \end{cases} \quad (6)$$

where $\lambda_u \geq 0$ is a design parameter. Note that in contrast to the MPC scheme investigated in [8], [9], we allow for a fairly large class of cost functions since the function $\tilde{\ell}$ can be freely chosen by the user. Moreover, the stage-cost (5) allows the error to be ‘‘on the funnel boundary’’, i.e., we allow for $\|y(t) - y_{\text{ref}}(t)\| = \psi(t)$.

Invoking stage-costs like in (5), we propose the sampled-data MPC Algorithm 1, where the input is restricted to piecewise constant step functions with given step length.

Algorithm 1 Sampled-data MPC

Given: System (1), reference $y_{\text{ref}} \in W^{1,\infty}(\mathbb{R}_{\geq 0}, \mathbb{R}^m)$, funnel function $\psi \in \mathcal{G}$, control bound $u_{\text{max}} > 0$, maximal step length $\tau > 0$ of the control signal, and initial data $y^0 \in \mathcal{C}([t_0 - \sigma, t_0], \mathbb{R}^m)$.

Set the time shift $\delta > 0$, the prediction horizon $T \geq \delta$, initialize the current time $\hat{t} = t_0$, and choose a partition $\mathcal{P} = (t_k)_{k \in \mathbb{N}_0}$ of the interval $[t_0, \infty)$ with $|\mathcal{P}| \leq \tau$ and which contains $(t_0 + k\delta)_{k \in \mathbb{N}_0}$ as a subsequence.

Steps:

1. Obtain a measurement of the output y of (1) on the interval $[t_0 - \sigma, \hat{t}]$ and set $\hat{y} := y|_{[t_0 - \sigma, \hat{t}]}$.
2. Compute a solution $u^* \in \mathcal{T}_{\mathcal{P}}([t_k, t_k + T], \mathbb{R}^m)$ of

$$\underset{\substack{u \in \mathcal{T}_{\mathcal{P}}([t_k, t_k + T], \mathbb{R}^m), \\ \|u\|_{\infty} \leq u_{\text{max}}}}{\text{minimize}} \int_{t_k}^{t_k + T} \ell(t, y(t; \hat{t}, \hat{y}, u), u) dt. \quad (7)$$

3. Apply the sampled-data control signal $\mu : [\hat{t}, \hat{t} + \delta) \times \mathcal{C}([t_0 - \sigma, \hat{t}], \mathbb{R}^m) \rightarrow \mathbb{R}^m$, defined by

$$\mu(t, \hat{y}) = u^*(t) \quad (8)$$

to system (1). Increase \hat{t} by δ and go to Step 1.

Remark 3.1: If the system is given as nonlinear control affine system (2), availability of the output signal y is not required on the whole interval $[t_0, \hat{t}]$ during Step 1 of Algorithm 1, but measurement of the state $\hat{x} = x(\hat{t}; t_0, x^0, u_{\text{MPC}})$ is sufficient.

Remark 3.2: Note that while the time shift $\delta > 0$ is an upper bound for the step length $\tau > 0$ of the control signals, δ is allowed to be larger than τ under the condition that the partition \mathcal{P} contains $(t_0 + k\delta)_{k \in \mathbb{N}_0}$ as a subsequence. In this case, several control signals are applied to the system between two steps of the MPC Algorithm 1. This can also be interpreted as a multi-step MPC scheme, cf. [23].

In the following main result we show that the sampled-data MPC Algorithm 1 is initially and recursively feasible for every prediction horizon $T > 0$.

Theorem 3.1: Consider system (1) with $(f, g, \mathbf{T}) \in \mathcal{N}^m$ and initial data $y^0 \in \mathcal{C}([t_0 - \sigma, t_0], \mathbb{R}^m)$. Let $\psi \in \mathcal{G}$ and $y_{\text{ref}} \in W^{1,\infty}(\mathbb{R}_{\geq 0}, \mathbb{R}^m)$. Then, there exists $u_{\text{max}} > 0$

and $\tau > 0$ such that Algorithm 1 with $T > 0$ and $\delta > 0$ is initially and recursively feasible, i.e., at time $\hat{t} = t^0$ and at each successor time $\hat{t} \in t^0 + \delta\mathbb{N}$ the OCP (7) has a solution. In particular, the closed-loop system consisting of (1) and feedback (8) has a (not necessarily unique) global solution $y : [t^0, \infty) \rightarrow \mathbb{R}^m$ and the corresponding input is given by

$$u_{\text{MPC}}(t) = \mu(t, y|_{[t_0 - \sigma, \hat{t}]}).$$

Furthermore, each global solution x with corresponding input u_{MPC} satisfies:

- (i) $\forall t \geq t^0 : \|u_{\text{MPC}}(t)\| \leq u_{\text{max}}$.
- (ii) The error $e = y - y_{\text{ref}}$ evolves within the error boundaries \mathcal{F}_ψ , i.e., $\|e(t)\| \leq \psi(t)$ for all $t \geq t^0$.

The proof is relegated to the appendix. Here, we sketch the main ideas. First, using the construction of the sampled-data controller [15], we show that there exist sampled-data inputs satisfying the input constraints, and achieving the output constraints. Invoking the definition of admissible cost functions (5), we establish that the cost function is finite if and only if the corresponding input belongs to the set of admissible controls

$$\mathcal{U}_I(u_{\text{max}}, \hat{y}) := \left\{ u \in L^\infty(I, \mathbb{R}^m) \left| \begin{array}{l} y(t; \hat{t}, \hat{y}, u) \in \mathcal{D}_t \forall t \in I, \\ \|u\|_\infty \leq u_{\text{max}} \end{array} \right. \right\},$$

where $\hat{y} \in \mathcal{C}([t_0 - \sigma, \hat{t}], \mathbb{R}^m)$ with $\hat{y}(t) \in \mathcal{D}_t$ for all $t \in [t_0, \hat{t}]$. Finally, we show that minimal costs can be achieved by sampled-data controls, and in fact, that these controls are contained in the set of admissible controls.

Although Theorem 3.1 is an existence results, we emphasize that feasible choices for the step length $\tau > 0$ and the maximal control u_{max} are given explicitly in (12) and (13). The bound u_{max} is constructed using worst-case estimates of the system dynamics and the funnel function ψ . It is large enough such that a constant control input of this magnitude can steer the system output y away the boundary of the funnel \mathcal{F}_ψ . The step length $\tau > 0$, on the other hand, is small enough to avoid overshooting within one sampling interval. Since the derivation of both quantities requires some additional notation, we relegate the explicit expressions to the appendix.

IV. SIMULATION

The theoretical results are illustrated by a numerical example. We consider a torsional oscillator with two flywheels, which are connected by a rod, see Figure 2. Such a system can be interpreted as a simple model of a driving train, cf. [24], [25]. The equations of motion for the torsional oscillator are given by

$$\begin{bmatrix} I_1 & 0 \\ 0 & I_2 \end{bmatrix} \begin{pmatrix} \ddot{z}_1(t) \\ \ddot{z}_2(t) \end{pmatrix} = \begin{bmatrix} -d & d \\ d & -d \end{bmatrix} \begin{pmatrix} \dot{z}_1(t) \\ \dot{z}_2(t) \end{pmatrix} + \begin{bmatrix} -k & k \\ k & -k \end{bmatrix} \begin{pmatrix} z_1(t) \\ z_2(t) \end{pmatrix} + \begin{bmatrix} 1 \\ 0 \end{bmatrix} u(t),$$

where for $i = 1, 2$ (the index 1 refers to the lower flywheel) z_i is the rotational position of the flywheel, $I_i > 0$ is the inertia, $d, k > 0$ are damping and torsional-spring constant, respectively. We aim to control the oscillator such that the

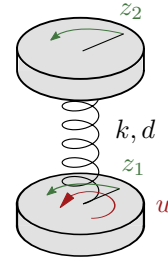


Fig. 2: Torsional oscillator. The figure is based on [25, Fig. 2.7], edited to the case of two flywheels for the present purpose.

lower flywheel follows a given velocity profile. Hence, we choose $y(t) = \dot{z}_1(t)$ as the output. To remove the rigid body motion from the dynamics, we introduce $\hat{z} := z_1 - z_2$. With this new variable, setting $x := (\hat{z}, \dot{z}_1, \dot{z}_2)$ the dynamics can be written as

$$\dot{x}(t) = Ax(t) + Bu(t), \quad y(t) = Cx(t) = \dot{z}_1(t),$$

where

$$M := \begin{bmatrix} 1 & 0 & 0 \\ 0 & I_1 & 0 \\ 0 & 0 & I_2 \end{bmatrix}, \quad \tilde{A} := \begin{bmatrix} 0 & 1 & -1 \\ -k & -d & d \\ k & d & -d \end{bmatrix}, \quad \tilde{B} := \begin{bmatrix} 0 \\ 1 \\ 0 \end{bmatrix},$$

$$A := M^{-1}\tilde{A}, \quad B := M^{-1}\tilde{B}, \quad C = [0 \quad 1 \quad 0].$$

Using standard techniques, see, e.g., [26], and invoking Remark 2.1, the reduced dynamics of the torsional oscillator can then be written in input/output form

$$\begin{aligned} \dot{\eta}(t) &= R\eta(t) + S\eta(t) + \Gamma u(t), \\ \dot{\eta}(t) &= Q\eta(t) + Py(t), \end{aligned} \quad (9)$$

where η is the internal state, and $R = \frac{-d}{I_1}$, $S = \frac{1}{I_1} [k \ d]$, $Q = \frac{1}{I_2} \begin{bmatrix} 0 & I_2 \\ -k & -d \end{bmatrix}$, $P = \frac{1}{I_2} \begin{bmatrix} -I_2 \\ d \end{bmatrix}$. Note that Q is a stable matrix, i.e., its eigenvalues are on the left half plane. Thus, the internal dynamics are bounded-input bounded-state stable.

The high-gain matrix is given by $\Gamma := CB = 1/I_1 > 0$. For purpose of simulation, we choose the reference

$$y_{\text{ref}}(t) = \frac{250}{2} \left(1 + \frac{1}{\sqrt{2\pi}} \int_0^t e^{-\frac{1}{2}(s-3)^2} ds \right),$$

which is a modified version of the error function (ERF) and represents a smooth transition from zero rotation to a (approximately) constant angular velocity of 250 rotations per unit time. Thus, $\|y_{\text{ref}}\|_\infty \leq 250$, $\|\dot{y}_{\text{ref}}\|_\infty = 250/\sqrt{2\pi}$. Inserting the dimensionless parameters $I_1 = 0.136$, $I_2 = 0.12$, $k = 10$, and $d = 16$, and invoking the reference y_{ref} and the constant error tolerance $\psi = 25$ (we allow 10% deviation), we may derive worst case bounds on the system dynamics by estimating the explicit solution of the linear equations (9). We compute these bounds in order to estimate a sufficiently large $u_{\text{max}} > 0$ as in (12). For the sake of simplicity, we will assume $\eta(0) = 0$, which does not cause loss of generality. For $\|y\|_\infty \leq \|y_{\text{ref}}\|_\infty + \psi$ we estimate

$$\forall t \geq 0 : \|\eta(t)\| \leq \frac{M}{\mu} \|P\| (\|y_{\text{ref}}\|_\infty + \psi);$$

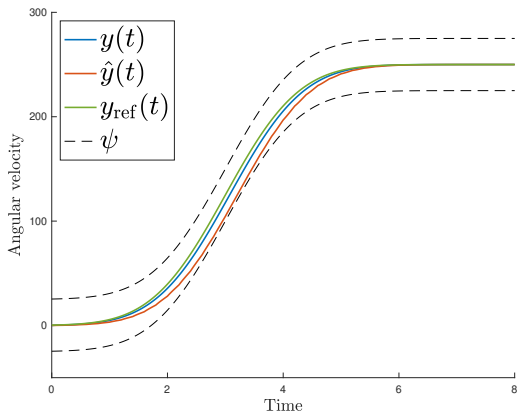


Fig. 3: Outputs and reference, with error boundary.

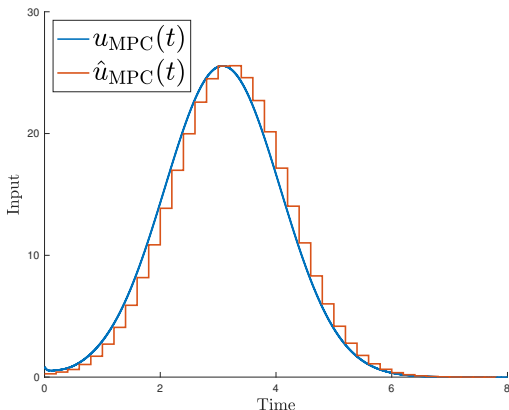


Fig. 4: Control inputs.

where $M := \sqrt{\|K^{-1}\| \|K\|}$ and $\mu := 1/(2\|K\|)$, and $K \in \mathbb{R}^{2 \times 2}$ solves the Lyapunov equation $KQ + Q^T K + I(2) = 0$, where $I(2)$ is the two dimensional identity matrix. Inserting the values, we find that the estimates for step length of the control signal τ and maximal control provided in (12), (13) are satisfied with $\tau = 0.0047$, and $u_{\max} = 358$. We choose the time shift $\delta = \tau$, i.e., a constant control is applied to the system between two iterations in Algorithm 1. Further, the prediction horizon is set as $T = 10\delta$. For the purpose of simulation, we use the cost function (6) with $\lambda_u = 10^{-1}$. The results are depicted in Figures 3 and 4. We stress that the estimates in (12), (13) are very conservative. To demonstrate this aspect, we run a second simulation, where we chose $\tau = 0.2$, and $T = 1$. The results of this simulation are labeled as \hat{y} , \hat{u} , respectively. With this much larger uniform step length, the tracking objective can be satisfied as well, cf. Figures 3 and 4. Note that the maximal applied control value is much smaller than the (conservative) estimate u_{\max} which satisfies (12). The simulations have been performed with MATLAB using the CASADI¹ framework [27].

V. CONCLUSION

We proposed an MPC scheme achieving output tracking within prescribed bounds extending the work [9] to

¹<http://casadi.org>

sampled-data systems. Moreover, we provided explicit, so far, conservative bounds on the required sampling frequency and control effort. It is still an open question how this conservatism can be reduced and how a priori given bounds on the control input can be incorporated in the MPC scheme while preserving inter-sampling tracking guarantees.

Moreover, future research may extend this research to systems with arbitrary relative degree or towards a robustification similar to [28], again invoking the key results [15].

APPENDIX

Throughout the appendix, let the assumptions of Theorem 3.1 hold. In preparation of proving Theorem 3.1, we note some observations for later use and recall some results from [15] adapted to the current setting. To achieve that the tracking error $e := y - y_{\text{ref}}$ evolves within \mathcal{F}_ψ with $\psi \in \mathcal{G}$, it is necessary that the output $y(t)$ of the system (1) is at every time $t \geq t_0$ an element of the set \mathcal{D}_t as in (4). For a L^∞ -control function u bounded by $u_{\max} > 0$ to achieve the control objective on an interval $I \subset \mathbb{R}_{\geq 0}$ with $\hat{t} := \min I$, i.e., ensuring that the tracking error e evolves within \mathcal{F}_ψ , it is necessary for u to be an element of the set

$$\mathcal{U}_I(u_{\max}, \hat{y}) := \left\{ u \in L^\infty(I, \mathbb{R}^m) \mid \begin{array}{l} y(t; \hat{t}, \hat{y}, u) \in \mathcal{D}_t \forall t \in I, \\ \|u\|_\infty \leq u_{\max} \end{array} \right\},$$

where $\hat{y} \in \mathcal{C}([t_0 - \sigma, \hat{t}], \mathbb{R}^m)$ with $\hat{y}(t) \in \mathcal{D}_t$ for all $t \in [t_0, \hat{t}]$. Consequently, for a step function with partition \mathcal{P} to achieve the control objective it has to be an element of

$$\mathcal{U}_I^{\mathcal{P}}(u_{\max}, \hat{y}) := \mathcal{T}_{\mathcal{P}}(I, \mathbb{R}^m) \cap \mathcal{U}_I(u_{\max}, \hat{y}).$$

A solution of the system (1) which fulfills the control objective up to a time $\nu > t_0$ is an element of the set

$$\mathcal{Y}_\nu := \left\{ \zeta \in \mathcal{C}([t_0 - \sigma, \infty), \mathbb{R}^m) \mid \begin{array}{l} \zeta = y^0, \forall t \in [t_0, \nu]: \\ \zeta(t) - y_{\text{ref}}(t) \in \mathcal{D}_t \end{array} \right\}.$$

This is the set of all functions $\zeta \in \mathcal{C}([t_0 - \sigma, \infty), \mathbb{R}^m)$ which coincide with y^0 on $[t_0 - \sigma, t_0]$ and evolve within the funnel \mathcal{D}_t on the interval $[t_0, \nu]$. With this notation, we may state the following existence result, which is a particular version of [15, Lem. 2.2].

Lemma 1.1: Under the assumptions of Theorem 3.1, there exist constants $f_{\max}, g_{\max}, g_{\min} > 0$ such that for every $\nu > t_0$, $\zeta \in \mathcal{Y}_\nu$, $z \in \mathbb{R}^m \setminus \{0\}$ and $t \in [t_0, \nu]$

$$\begin{aligned} f_{\max} &\geq \|f(\mathbf{T}(\zeta))|_{[t_0, \nu]}\|_\infty, \\ g_{\max} &\geq \|g(\mathbf{T}(\zeta))|_{[t_0, \nu]}\|_\infty, \\ g_{\min} &\leq \frac{\langle z, g(\mathbf{T}(\zeta))|_{[t_0, \nu]}(t)z \rangle}{\|z\|^2}. \end{aligned} \quad (10)$$

Note that the existence of g_{\min} is a direct consequence of the positive definiteness of the function g as assumed in (3). In virtue of Lemma 1.1 let

$$\begin{aligned} \kappa_0 &:= \|\psi \frac{d}{dt} 1/\psi\|_\infty + \|1/\psi\|_\infty (f_{\max} + \|\dot{y}_{\text{ref}}\|_\infty), \\ \beta &> \frac{2\kappa_0}{g_{\min} \|\psi\|_\infty}, \\ \kappa_1 &:= \kappa_0 + \|1/\psi\|_\infty g_{\max} \beta, \end{aligned}$$

and $\tau \in (0, \kappa_0/\kappa_1^2]$. It has been proven in [15, Thm. 3.1] that the application of the ZoH control

$$u_{\text{ZoH}}(t) = \begin{cases} 0, & \|e(t_i)\| < \psi(t_i) \left(1 - \frac{\kappa_0^2}{\kappa_1^2}\right), \\ -\beta \frac{\psi(t_i)e(t_i)}{\|e(t_i)\|^2}, & \|e(t_i)\| \geq \psi(t_i) \left(1 - \frac{\kappa_0^2}{\kappa_1^2}\right), \end{cases} \quad (11)$$

to the system (1), for $t \in [t_i, t_i + \tau)$ with $t_i = i\tau$, $i \in \mathbb{N}_0$, yields $y(t; t_0, y^0, u_{\text{ZoH}}) \in \mathcal{D}_t$ for all $t \in [t_0, \infty)$. The key aspect here is that $\beta > 0$ is large enough to compensate worst-case dynamical behavior, and $\tau > 0$ is small enough (but fixed) to avoid overshooting in one sampling interval. Note that $\|u_{\text{ZoH}}\|_\infty \leq \frac{\beta}{1 - \kappa_0^2/\kappa_1^2}$. Consequently $\mathcal{U}_{[t_0, \infty)}^{\mathcal{P}}(u_{\text{max}}, y_0) \neq \emptyset$ for $u_{\text{max}} \geq \frac{\beta}{1 - \kappa_0^2/\kappa_1^2}$ and all partitions \mathcal{P} of $[t_0, \infty)$ with $|\mathcal{P}| \leq \kappa_0/\kappa_1^2$. If, for $\hat{t} \in \tau\mathbb{N}$, a on the interval $[t_0, \hat{t}]$ piece-wise constant control $u \in \mathcal{U}_{[t_0, \hat{t}]}^{\mathcal{P}}(u_{\text{max}}, y^0)$ is applied to the system (1) on the interval $[t_0, \hat{t}]$, then the tracking error e evolves within the funnel \mathcal{F}_ψ , i.e., $y(t; t_0, y^0, u) \in \mathcal{D}_t$ for all $t \in [t_0, \hat{t}]$. In particular, $y(\hat{t}; t_0, y^0, u) \in \mathcal{D}_{\hat{t}}$. Then, $y(\cdot; t_0, y^0, u)$ can be extended to a function $\zeta \in \mathcal{C}([t_0 - \sigma, \infty), \mathbb{R}^m)$, i.e., $\zeta|_{[t_0, \hat{t}]} \equiv y(\cdot; t_0, y^0, u)$. The function ζ is an element of $\mathcal{Y}_{\hat{t}}$. Therefore, the prerequisites of [15, Thm. 3.1] are fulfilled with the same constants as in (11). This means that the application of u_{ZoH} to the system (1) on the interval $[\hat{t}, \infty)$ ensures that the tracking error e evolves within the funnel \mathcal{F}_ψ on the interval $[\hat{t}, \infty)$. Thus, we have $u_{\text{ZoH}} \in \mathcal{U}_{[t_0, \hat{t}]}^{\mathcal{P}}(u_{\text{max}}, y(\hat{t}; t_0, y^0, u))$.

Summing up our observations, we state the following direct consequence of [15, Lem. 2.2, Thm. 3.1].

Corollary 1.1: Under the assumptions of Theorem 3.1, let

$$u_{\text{max}} \geq \frac{\beta}{1 - \kappa_0^2/\kappa_1^2} \quad (12)$$

and $\mathcal{P} = (t_k)_{k \in \mathbb{N}_0}$ be a partition of the interval $[t_0, \infty)$ with

$$|\mathcal{P}| \leq \kappa_0/\kappa_1^2. \quad (13)$$

Then, $\mathcal{U}_{[t_0, \infty)}^{\mathcal{P}}(u_{\text{max}}, y_0) \neq \emptyset$. Furthermore, for all $k, j \in \mathbb{N}_0$, $k > j$, we have

$$\forall u \in \mathcal{U}_{[t_0, t_j]}^{\mathcal{P}}(u_{\text{max}}, y^0) : \mathcal{U}_{[t_0, t_k]}^{\mathcal{P}}(u_{\text{max}}, y(t_j; t_0, y^0, u)) \neq \emptyset. \quad (14)$$

With these preliminaries at hand, we may now prove Theorem 3.1.

Proof of Theorem 3.1: According to Corollary 1.1, there exist $u_{\text{max}} > 0$ and $\tau > 0$ such that $\mathcal{U}_{[t_0, \infty)}^{\mathcal{P}}(u_{\text{max}}, y^0) \neq \emptyset$ for a partition \mathcal{P} with $|\mathcal{P}| \leq \tau$. Let $T \geq \delta$ be arbitrary but fixed. $\mathcal{U}_{[t_0, \infty)}^{\mathcal{P}}(u_{\text{max}}, y^0) \neq \emptyset$ implies that $\mathcal{U}_{[t_0, t_0+T]}^{\mathcal{P}}(u_{\text{max}}, y^0)$ is non-empty as well. Fact (14) implies that if, at every time instance $\hat{t} \in t_0 + \delta\mathbb{N}_0$ in Step 3 of Algorithm 1, a control $u \in \mathcal{U}_{[\hat{t}, \hat{t}+T]}^{\mathcal{P}}(u_{\text{max}}, \hat{y})$ is applied to the system (1), where $\hat{y} = y(\hat{t}; t_0, y^0, u_{\text{MPC}})$ is the output of the system at time \hat{t} , then $\|e(t)\| = \|y(t) - y_{\text{ref}}(t)\| \leq \psi(t)$ for all $t \in [\hat{t}, \hat{t} + \delta]$ and $\mathcal{U}_{[\hat{t} + \delta, \hat{t} + \delta + T]}^{\mathcal{P}}(u_{\text{max}}, y(\hat{t} + \delta; \hat{t}, \hat{y}, u)) \neq \emptyset$. In particular, this inductively implies that claims (i) and (ii) of Theorem 3.1 are fulfilled.

Therefore, it only remains to show that if $\mathcal{U}_{[\hat{t}, \hat{t}+T]}^{\mathcal{P}}(u_{\text{max}}, \hat{y})$ is non-empty for some $\hat{t} \in t_0 + \delta\mathbb{N}_0$ and $\hat{y} \in \mathcal{C}([t_0 -$

$\sigma, \hat{t}], \mathbb{R}^m)$ with $\hat{y}(t) \in \mathcal{D}_t$ for all $t \in [t_0, \hat{t}]$, then the OCP (7) has a solution $u^* \in \mathcal{U}_{[\hat{t}, \hat{t}+T]}^{\mathcal{P}}(u_{\text{max}}, \hat{y})$. To prove this, assume $\mathcal{U}_{[\hat{t}, \hat{t}+T]}^{\mathcal{P}}(u_{\text{max}}, \hat{y}) \neq \emptyset$ for $\hat{t} \in t_0 + \delta\mathbb{N}_0$ and $\hat{y} \in \mathcal{C}([t_0 - \sigma, \hat{t}], \mathbb{R}^m)$ with $\hat{y}(t) \in \mathcal{D}_t$ for all $t \in [t_0, \hat{t}]$. Define the function $J : L^\infty([\hat{t}, \hat{t} + T], \mathbb{R}^m) \rightarrow \mathbb{R} \cup \{\infty\}$ by

$$J(u) = \int_{\hat{t}}^{\hat{t}+T} \ell(t, y(t; \hat{t}, \hat{y}, u), u) dt.$$

Step 1: Adapting [9, Thm. 4.3] to the current setting we show that $J(u) < \infty$ for $u \in L^\infty([\hat{t}, \hat{t} + T], \mathbb{R}^m)$ with $\|u\| \leq u_{\text{max}}$ if and only if $u \in \mathcal{U}_{[\hat{t}, \hat{t}+T]}^{\mathcal{P}}(u_{\text{max}}, \hat{y})$. Given $u \in \mathcal{U}_T(u_{\text{max}}, \hat{y})$, it follows from the definition of $\mathcal{U}_T(u_{\text{max}}, \hat{y})$ that $e(t) := y(t; \hat{t}, \hat{y}, u) - y_{\text{ref}}(t) \in \mathcal{D}_t$ for all $t \in [\hat{t}, \hat{t} + T]$. Thus,

$$\forall t \in [\hat{t}, \hat{t} + T] : \|e(t)\| \leq \psi(t).$$

Therefore, $\ell(t, y(t; \hat{t}, \hat{y}, u), u) = \tilde{\ell}(t, y(t; \hat{t}, \hat{y}, u), u)$ for all $t \in [\hat{t}, \hat{t} + T]$. Since $\tilde{\ell}$ is a continuous non-negative function, there exists an $\bar{\ell} > 0$ such that $\tilde{\ell}(t, y, u) \leq \bar{\ell}$ for all $t \in [\hat{t}, \hat{t} + T]$, $u \in \mathcal{B}_{u_{\text{max}}}$ and all $y \in \mathcal{D}_t$. Hence,

$$J(u) = \int_{\hat{t}}^{\hat{t}+T} \tilde{\ell}(t, y(t; \hat{t}, \hat{y}, u), u) dt \leq T\bar{\ell} < \infty.$$

To show the opposite direction, let $u \in L^\infty([\hat{t}, \hat{t} + T], \mathbb{R}^m)$ with $J(u) < \infty$. Assume there exists $\tilde{t} \in (\hat{t}, \hat{t} + T]$ with $\|e(\tilde{t})\| > \psi(\tilde{t})$. By continuity of the involved functions, there exists $\varepsilon \in (0, \tilde{t} - \hat{t})$ with $\|e(t)\| > \psi(t)$ for all $t \in (\tilde{t} - \varepsilon, \tilde{t})$. Thus,

$$\begin{aligned} J(u) &= \int_{\hat{t}}^{\hat{t}+T} \ell(t, y(t; \hat{t}, \hat{y}, u), u) dt \\ &\geq \int_{\tilde{t}-\varepsilon}^{\tilde{t}} \ell(t, y(t; \hat{t}, \hat{y}, u), u) dt = \varepsilon \cdot \infty = \infty. \end{aligned}$$

Step 2: We prove that $\min_{u \in \mathcal{U}_{[\hat{t}, \hat{t}+T]}^{\mathcal{P}}(u_{\text{max}}, \hat{y})} J(u)$ exists. Since $\mathcal{U}_{[\hat{t}, \hat{t}+T]}^{\mathcal{P}}(u_{\text{max}}, \hat{y}) \subset \mathcal{U}_{[\hat{t}, \hat{t}+T]}(u_{\text{max}}, \hat{y})$, the set $\mathcal{U}_{[\hat{t}, \hat{t}+T]}(u_{\text{max}}, \hat{y})$ is non-empty by assumption. Since $J(u) \geq 0$ for all $u \in \mathcal{U}_{[\hat{t}, \hat{t}+T]}^{\mathcal{P}}$, the infimum $J^* := \inf_{u \in \mathcal{U}_{[\hat{t}, \hat{t}+T]}^{\mathcal{P}}(u_{\text{max}}, \hat{y})} J(u)$ exists. Let $(u_k)_{k \in \mathbb{N}_0} \in \left(\mathcal{U}_{[\hat{t}, \hat{t}+T]}^{\mathcal{P}}(u_{\text{max}}, \hat{y})\right)_{\mathbb{N}_0}$ be a minimizing sequence, meaning $J(u_k) \rightarrow J^*$. By choice in the Algorithm 1, we know that $(t_0 + \delta k)_{k \in \mathbb{N}_0}$ is a subsequence of the partition $\mathcal{P} = (t_k)_{k \in \mathbb{N}_0}$. Therefore, there exists $M, N \in \mathbb{N}_0$, $N \geq M$ with $t_M = \hat{t}$ and $t_n > \hat{t} + T$ for all $n > N$. Define $u_{i,k} := u_k(t_i)$ for $i = M, \dots, N$. For every $i = M, \dots, N$, $(u_{i,k})_{k \in \mathbb{N}_0}$ is a sequence in \mathbb{R}^m with $\|u_{i,k}\| \leq u_{\text{max}}$ for all $k \in \mathbb{N}$. Thus, it has a limit point $u_i^* \in \mathbb{R}^m$. The function u^* defined by $u^*|_{[t_i, t_{i+1}] \cap [\hat{t}, \hat{t}+T]} := u_i^*$ is an element of $\mathcal{T}_{\mathcal{P}}([\hat{t}, \hat{t} + T], \mathbb{R}^m)$ with $\|u^*\| \leq u_{\text{max}}$. Up to subsequence, u_k converges uniformly to u^* . Let $y_k := y(\cdot; t_0, y^0, u_k)$ be the sequence of associated responses. By an adaption of the Steps 2, 3 of the proof of [9, Thm. 4.6] to the current setting, we may infer that (y_k) has a subsequence (which we do not relabel) that converges uniformly to $y^*(\cdot; \hat{t}, \hat{y}, u^*)$. It remains to show $u^* \in \mathcal{U}_{[\hat{t}, \hat{t}+T]}^{\mathcal{P}}(u_{\text{max}}, \hat{y})$. This means to show $y^*(t) \in \mathcal{D}_t$

for all $t \in [\hat{t}, \hat{t} + T]$. Assume there exists $\tau \in (\hat{t}, \hat{t} + T]$ with $y^*(\tau) \notin \mathcal{D}_\tau$, i.e., $\|y^*(\tau) - y_{\text{ref}}(\tau)\| > \psi(\tau)$. There exists $\varepsilon > 0$ with $\|y^*(\tau) - y_{\text{ref}}(\tau)\| > \psi(\tau) + \varepsilon$. Since the uniform convergence of (y_k) towards y^* implies pointwise convergence of (y_k) , there exists $K > 0$ such that $\|y^*(\tau) - y_k(\tau)\| < \varepsilon$ for all $k \geq K$. Furthermore, $\|y_k(\tau) - y_{\text{ref}}(\tau)\| \leq \psi(\tau)$ since $u_k \in \mathcal{U}_{[\hat{t}, \hat{t} + T]}^{\mathcal{P}}(u_{\max}, \hat{y})$ for all $k \in \mathbb{N}_0$. This raises the following contradiction for $k \geq K$

$$\begin{aligned} \psi(\tau) + \varepsilon &< \|y^*(\tau) - y_{\text{ref}}(\tau)\| \\ &\leq \|y^*(\tau) - y_k(\tau)\| + \|y_k(\tau) - y_{\text{ref}}(\tau)\| \\ &\leq \varepsilon + \psi(\tau). \end{aligned}$$

Thus, $u^* \in \mathcal{U}_{[\hat{t}, \hat{t} + T]}^{\mathcal{P}}(u_{\max}, \hat{y})$. It remains to show that $J^* = J(u^*)$ and $J(u^*) = \min_{u \in \mathcal{U}_{[\hat{t}, \hat{t} + T]}^{\mathcal{P}}(u_{\max}, \hat{y})} J(u)$, which follows along the lines of Steps 6, 7 of the proof of [9, Thm. 4.6]. \square

ACKNOWLEDGMENT

We are deeply indebted to Thomas Berger (Universität Paderborn) for fruitful discussions, several helpful comments, and remarks.

REFERENCES

- [1] L. Grüne and J. Pannek, *Nonlinear Model Predictive Control: Theory and Algorithms*. London: Springer, 2017.
- [2] J. B. Rawlings, D. Q. Mayne, and M. Diehl, *Model predictive control: theory, computation, and design*, 2nd ed. Nob Hill Publishing Madison, WI, 2017.
- [3] H. Chen and F. Allgöwer, “A quasi-infinite horizon nonlinear model predictive control scheme with guaranteed stability,” *Automatica*, vol. 34, no. 10, pp. 1205–1217, 1998.
- [4] J.-M. Coron, L. Grüne, and K. Worthmann, “Model predictive control, cost controllability, and homogeneity,” *SIAM Journal on Control and Optimization*, vol. 58, no. 5, pp. 2979–2996, 2020.
- [5] W. Esterhuizen, K. Worthmann, and S. Streif, “Recursive feasibility of continuous-time model predictive control without stabilising constraints,” *IEEE Control Systems Letters*, vol. 5, no. 1, pp. 265–270, 2020.
- [6] A. H. González and D. Odloak, “Enlarging the domain of attraction of stable MPC controllers, maintaining the output performance,” *Automatica*, vol. 45, no. 4, pp. 1080–1085, 2009.
- [7] T. Manrique, M. Fiacchini, T. Chambion, and G. Millérioux, “MPC tracking under time-varying polytopic constraints for real-time applications,” in *2014 European Control Conference (ECC)*. IEEE, 2014, pp. 1480–1485.
- [8] T. Berger, C. Kästner, and K. Worthmann, “Learning-based Funnel-MPC for output-constrained nonlinear systems,” *IFAC-PapersOnLine*, vol. 53, no. 2, pp. 5177–5182, 2020.
- [9] T. Berger, D. Dennstädt, A. Ilchmann, and K. Worthmann, “Funnel Model Predictive Control for Nonlinear Systems with Relative Degree One,” *SIAM Journal on Control and Optimization*, vol. 60, no. 6, pp. 3358–3383, 2022.
- [10] T. Berger and D. Dennstädt, “Funnel MPC for nonlinear systems with arbitrary relative degree,” *arXiv preprint arXiv:2308.12217*, 2023.
- [11] D. Limon, A. Ferramosca, I. Alvarado, and T. Alamo, “Nonlinear MPC for tracking piece-wise constant reference signals,” *IEEE Transactions on Automatic Control*, vol. 63, no. 11, pp. 3735–3750, 2018.
- [12] J. Köhler, M. A. Müller, and F. Allgöwer, “Constrained nonlinear output regulation using model predictive control,” *IEEE Transactions on Automatic Control*, vol. 67, no. 5, pp. 2419–2434, 2021.
- [13] A. Ilchmann, E. P. Ryan, and C. J. Sangwin, “Tracking with prescribed transient behaviour,” *ESAIM: Control, Optimisation and Calculus of Variations*, vol. 7, pp. 471–493, 2002.
- [14] T. Berger, A. Ilchmann, and E. P. Ryan, “Funnel control—a survey,” *arXiv preprint arXiv:2310.03449*, 2023.
- [15] L. Lanza, D. Dennstädt, K. Worthmann, P. Schmitz, G. D. Şen, S. Trenn, and M. Schaller, “Control and safe continual learning of output-constrained nonlinear systems,” *arXiv preprint arXiv:2303.00523*, 2023.
- [16] J. I. Yuz and G. C. Goodwin, “On sampled-data models for nonlinear systems,” *IEEE Transactions on Automatic Control*, vol. 50, no. 10, pp. 1477–1489, 2005.
- [17] J. Breeden, K. Garg, and D. Panagou, “Control barrier functions in sampled-data systems,” *IEEE Control Systems Letters*, vol. 6, pp. 367–372, 2021.
- [18] J. C. Geromel, “Sampled-data model predictive control,” *IEEE Transactions on Automatic Control*, vol. 67, no. 5, pp. 2466–2472, 2021.
- [19] K. Worthmann, M. Reble, L. Grüne, and F. Allgöwer, “Unconstrained nonlinear MPC: performance estimates for sampled-data systems with zero order hold,” in *2015 54th IEEE Conference on Decision and Control (CDC)*. IEEE, 2015, pp. 4971–4976.
- [20] T. Berger, A. Ilchmann, and E. P. Ryan, “Funnel control of nonlinear systems,” *Math. Control Signals Syst.*, vol. 33, pp. 151–194, 2021.
- [21] C. I. Byrnes and A. Isidori, “Asymptotic stabilization of minimum phase nonlinear systems,” *IEEE Trans. Autom. Control*, vol. 36, no. 10, pp. 1122–1137, 1991.
- [22] T. Berger, H. H. Lê, and T. Reis, “Funnel control for nonlinear systems with known strict relative degree,” *Automatica*, vol. 87, pp. 345–357, 2018.
- [23] K. Worthmann, M. Reble, L. Grune, and F. Allgöwer, “The role of sampling for stability and performance in unconstrained nonlinear model predictive control,” *SIAM Journal on Control and Optimization*, vol. 52, no. 1, pp. 581–605, 2014.
- [24] H. T. Pham, “Control methods of powertrains with backlash and time delay,” Ph.D. dissertation, Hamburg University of Technology, Hamburg, 2019.
- [25] S. Drücker, “Servo-constraints for inversion of underactuated multibody systems,” PhD Thesis, Hamburg University of Technology, 2022. [Online]. Available: <http://hdl.handle.net/11420/11463>
- [26] A. Ilchmann, “Non-identifier-based adaptive control of dynamical systems: A survey,” *IMA Journal of Mathematical Control and Information*, vol. 8, no. 4, pp. 321–366, 1991.
- [27] J. A. E. Andersson, J. Gillis, G. Horn, J. B. Rawlings, and M. Diehl, “CasADI – A software framework for nonlinear optimization and optimal control,” *Mathematical Programming Computation*, vol. 11, no. 1, pp. 1–36, 2019.
- [28] T. Berger, D. Dennstädt, L. Lanza, and K. Worthmann, “Robust Funnel Model Predictive Control for output tracking with prescribed performance,” *arXiv preprint arXiv:2302.01754*, 2023.