

Charge-conserving equilibration of quantum Hall edge states

Edvin G. Idrisov,¹ Ivan P. Levkivskyi,² and Eugene V. Sukhorukov³

¹*Department of Physics, United Arab Emirates University, P.O. Box 15551 Al-Ain, United Arab Emirates*

²*Hopper, Inc., Dublin, Ireland*

³*Département de Physique Théorique, Université de Genève, CH-1211 Genève 4, Switzerland*

(Dated: August 2, 2024)

We address the experimentally relevant situation, where a non-equilibrium state is created by injecting charge current into a chiral quantum Hall edge state. We show that the commonly accepted picture of the full equilibration of a non-equilibrium state at finite distances contradicts the charge conservation requirement. We propose and solve the transmission line model that accounts for the local equilibration process and the charge and energy conserving dynamics of the collective mode. We find that the correction of the electron distribution function to its eventual equilibrium form scales down slowly as $1/\sqrt{L}$ at long distances L .

I. INTRODUCTION

The experimental progress in the field of hybrid mesoscale systems based on chiral quantum Hall (QH) edge states has triggered renewed interest in the phenomena of phase coherence [1–4], charge and heat quantization [5–10], relaxation and equilibration [11–18] and entanglement [19–22], which are related to the fundamental problems of mesoscopic physics. In QH systems these phenomena are often observed by injecting electrons into a QH edge state using a quantum point contact (QPC) [23, 24], quantum dot (QD) [25] or a mesoscopic Ohmic contact (a metallic reservoir of finite charge capacitance) [8, 10] (see Fig. 1a) and detecting the charge current, heat current, current noise or an electron distribution function [23, 24] downstream of the injection point. It is commonly assumed that after a relatively short distance from the injection point the state reaches its local equilibrium with the temperature that depends on the injected heat (in the case where the edge state is thermally isolated from the bulk of the system). Such a point of view seems to be supported by the studies of finite lifetime of excitations in one-dimensional systems [26].

However, the assumption of full equilibration of a one-dimensional state at distances longer than the characteristic length L_{eq} leads to the following charge conservation paradox (see Fig. 1b). Assuming the state is equilibrium at the distance $L > L_{\text{eq}}$ from the injection point, the spectral density of current fluctuations δj (noise power) at zero frequency satisfies the fluctuation-dissipation relation $S(L, 0) = \int dt \langle \delta j(L, t) \delta j(L, 0) \rangle = G_q T_\infty$, where T_∞ is the temperature of the final state, and $G_q = e^2/2\pi\hbar$ is the conductance quantum. On the other hand, the same quantity can be expressed in terms of the variance of the charge $\delta Q(L, \tau) = \int_0^\tau dt \delta j(L, t)$ transmitted through the cross-section $x = L$ for a long time τ . Formally, $S(L, 0)$ is given by the limit of $\langle [\delta Q(L, \tau)]^2 \rangle / \tau$ at $\tau \rightarrow \infty$. For the infinite time interval the fluctuation $\delta Q(L, \tau)$ does not depend on the cross-section, due to the charge conservation, and can be written as an integral of the incident current δj_{in} over time (for details, see the appendix, Sec. A). Therefore, contrary to the above

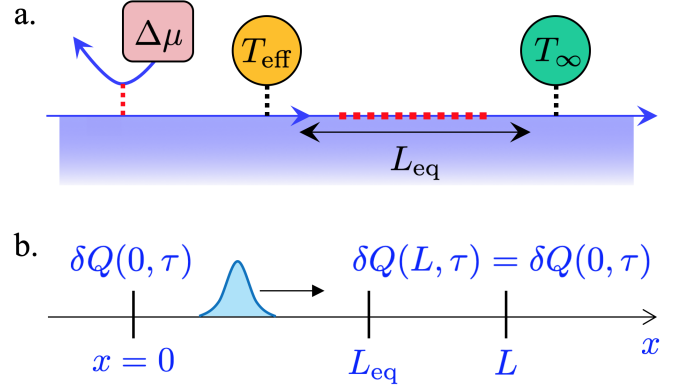


FIG. 1. (a) A typical experimental setup for studying relaxation processes at QH edge state is schematically shown. A non-equilibrium state with the effective noise temperature T_{eff} is created by injecting a charge current, e.g., via a voltage biased QPC. The state is detected downstream the injection point by measuring the electron distribution function or the current noise power. It is typically assumed that the state reaches local equilibrium with the temperature T_∞ after characteristic distances L_{eq} . (b) These schematics illustrate the argument presented in the main text that the intuitive picture of the equilibration process at the edge is incorrect, since it contradicts the charges conservation requirement.

result, the zero frequency noise power must take value $S(L, 0) = G_q T_{\text{eff}}$, where T_{eff} is so defined effective temperature of the initial non-equilibrium state. However, $T_{\text{eff}} \neq T_\infty$ in general (as, e.g., in the case of the current injection via a QPC, see the discussion below), therefore the assumption of full equilibration at any finite distances breaks.

At any finite distance L only low energy excitations are protected by the charge conservation from the equilibration, while high energy states most likely equilibrate quite soon after the injection of the current. In this Letter we propose an effective way to account such equilibrium states in the overall equilibration process, based on the transmission line model [27], which is closely related to the Caldeira-Leggett model of dissipative quantum systems [28]. We present the unknown part of the system

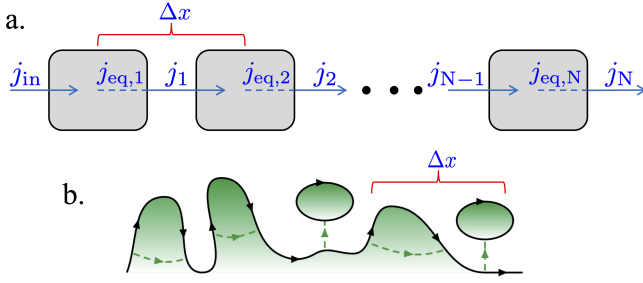


FIG. 2. (a) The transmission line model of the QH edge at filling factor 1 is illustrated. The notations are explained in the main text. (b) A somewhat more realistic picture of a QH edge with disorder is shown. The edge state forms loops and puddles of the characteristic size Δx connected by tunneling, shown by dashed lines.

that is weakly coupled to the edge state and equilibrates it as a set of locally equilibrium reservoirs (see Fig. 2). Coupling to these reservoirs leads also to the dissipation and relaxation of edge states, confirmed experimentally [29]. We conjecture, that the details of a particular equilibration mechanism do not affect the universality of the equilibration process under the constraint of the requirement of the charge and energy conservation. Taking advantage of the simplicity of our model, we derive the asymptotic behavior of the electron distribution function at long distances L from the injection point and demonstrate that its deviation from the eventual equilibrium state scales as $1/\sqrt{L}$, i.e., the characteristic equilibration length is infinite. Throughout the paper, we set $|e| = \hbar = k_B = 1$. The details of calculations as well as exact numerical evaluations supporting our theory are presented in appendixes.

II. TRANSMISSION LINE MODEL

Following the Ref. [27], we describe a QH edge at filling factor 1 with intrinsic dissipation with the help of the transmission line model, see Fig. 2. While propagating along the edge, the state sequentially enters and exists the metallic reservoirs, equally spaced at the distance Δx and all having the same charge capacitance C (The effects of randomness of this parameters, discussed in the end of the paper, is rather minor and can be neglected). We assume a long dwell time of electrons in the reservoirs, so that the state is fully equilibrated inside of them. The generally non-equilibrium current j_{n-1} enters the n th reservoir, while the current that exits can be written as $j_n = G_q Q_n / C + j_{eq,n}$, where $j_{eq,n}$ is the equilibrium (with the temperature T_n) neutral fermionic current inside the reservoir. The assumption of the long dwell time implies also that currents j_{n-1} and $j_{eq,n}$ are not correlated. The correlation between currents j_{n-1} and j_n arises via the charge continuity equation $dQ_n/dt = j_{n-1} - j_n$,

which in frequency representation gives

$$j_n(\omega) = a(\omega)j_{n-1} + b(\omega)j_{eq,n}, \quad (1)$$

where $a(\omega) = 1/(1 - i\omega\tau_C)$ is the transmission amplitude, $b(\omega) = 1 - a(\omega)$, and $\tau_C = C/G_q$ is the charge relaxation time of the reservoirs. Applying this equation N times, we obtain the edge state current j_N at the distance $L = \Delta x N$ from the injection point (see Fig. 2a):

$$j_N(\omega) = a^N(\omega)j_{in}(\omega) + b(\omega) \sum_{n=1}^N a^{N-n}(\omega)j_{eq,n}(\omega). \quad (2)$$

where j_{in} is the incident current.

In the weak coupling limit, where $\omega\tau_C$ is small, Eq. (2) can be used to derive the spectrum of the collective charge excitation. Considering the dynamics of the small excitation Δj_N , i.e., neglecting currents $j_{eq,n}$ in the Eq. (2), we write $\Delta j_N = a^N \Delta j_{in} = e^{N \ln(a)} \Delta j_{in} = e^{ikL} \Delta j_{in}$, where k is the wave vector of the excitation [30]. Expanding $\ln(a)$ in small $\omega\tau_C$ and solving perturbatively for ω , one finds the spectrum of the collective excitation:

$$\omega = (\Delta x / \tau_C) k - i(\Delta x^2 / 2\tau_C) k^2 + \dots, \quad (3)$$

where k is the wave vector of excitation, the term $\Delta x / \tau_C$ is the group velocity, and the second term describes the dissipation and the decay of the collective mode [31]. We are allowed to take the limit of $\Delta x \rightarrow 0$ by keeping the group velocity constant, assuming the capacitance C scales linearly with Δx . However, the decay rate would vanish in this limit, while experimentally it has been shown to be finite [32]. Thus, in the following discussion we assume Δx to be finite and take the limit of small temperatures $T_{eff}\tau_C \ll 1$.

III. SPECTRAL DENSITY OF CURRENT NOISE

Formally, the transmission line model can be viewed as the Langevin equation theory [6, 7, 33], where the incident current j_{in} and reservoir currents $j_{eq,n}$ are uncorrelated and considered as Langevin sources, or equivalently, as a scattering theory [34] following from the Hamiltonian approach [35]. Independently of the approach, the spectral density of the current fluctuations (noise power) defined as $S_n(\omega) = \int dt e^{i\omega t} \langle \delta j_n(t) \delta j_n(0) \rangle$ immediately follows from the Eq. (2):

$$S_N(\omega) = \mathcal{T}^N(\omega) S_{in}(\omega) + \mathcal{R}(\omega) \sum_{n=1}^N \mathcal{T}^{N-n}(\omega) S_{eq,n}(\omega), \quad (4)$$

where $S_{in}(\omega)$ is the noise power of the incident current, $S_{eq,n}(\omega) = G_q \omega / (1 - e^{-\omega/T_n})$ is noise power of the locally equilibrium neutral currents of the reservoirs, and we introduced the transmission $\mathcal{T}(\omega) = |a(\omega)|^2 = 1/[1 + (\omega\tau_C)^2]$ and reflection $\mathcal{R}(\omega) = 1 - \mathcal{T}(\omega)$ coefficients for currents.

We are interested in the behavior of noise at long distances $N \gg 1$, and in the limit of small $\omega\tau_C \sim T_{\text{eff}}\tau_C \ll 1$. Therefore, one can approximate \mathcal{T}^N with the exponential function:

$$\mathcal{T}^N(\omega) = e^{-N(\omega\tau_C)^2}, \quad N \gg 1. \quad (5)$$

In the limit $N \gg N_0 = 1/(\tau_C T_{\text{eff}})^2 \gg 1$ this exponential function cuts off the narrow frequency interval around zero frequency and thus sets a new energy scale $\Omega_N = 1/(\sqrt{N}\tau_C) \ll T_{\text{eff}}$. The new length scale $L_0 = \Delta x N_0$ is the characteristic length of the partial equilibration, as we show next. Before this distances the weak coupling to reservoirs can be treated perturbatively, and in general the result depends on details of the initial state in a non-universal way. Therefore, we focus on the limit of $L \gg L_0$, i.e., $N \gg N_0$ and resum the series in Eq. (4).

First we note, that at frequencies $\omega \gg \Omega_N$ the first term in Eq. (4) is exponentially small. The sum in the second term rapidly converges at the upper limit, assuming that $S_{\text{eq},n}$ slowly converges towards the limit $S_{\text{eq},\infty}$. Below we will show that this is indeed the case. Thus we can replace $S_{\text{eq},n}$ with its value at $n = N$ and resum the series, which gives $S_N(\omega) = S_{\text{eq},N}(\omega)$ for $\omega \gg \Omega_N$. At frequencies $\omega \sim \Omega_N \ll T_{\text{eff}}$ the situation is more intricate. The first term in Eq. (4) takes a simple form $T_{\text{eff}}G_q\mathcal{T}^N$. The sum in the second term can be presented as $G_qT_N(1 - \mathcal{T}^N) + G_q\mathcal{R}\sum_{n=1}^N \mathcal{T}^{N-n}(T_n - T_N)$ after resumming the geometrical series. However, the second contribution in this term is sub-leading, if $S_{\text{eq},n}$ slowly converges towards the limit $S_{\text{eq},\infty}$, because the factor \mathcal{R} scales as $1/N$ at $\omega \sim \Omega_N$. Finally, the noise power takes the form

$$S_N(\omega) = G_q(T_{\text{eff}} - T_N)\mathcal{T}^N(\omega) + S_{\text{eq},N}(\omega) \quad (6)$$

where we have omitted sub-leading terms. Thus, the noise power acquires a sharp peak around zero frequencies that prevents the full relaxation of initial state to the equilibrium at finite distances. In particular, $S_N(0) = S_{\text{in}}(0)$, which guarantees the charge conservation.

IV. ENERGY BALANCE

The temperature T_N of the N th reservoir in Eq. (6) can be found from the energy balance equation $\Delta J_{N+1} = \Delta J_N$, where the energy current of a single channel, $\Delta J_N = (1/2G_q)\langle j_N^2(t) \rangle = (1/4\pi G_q) \int d\omega \Delta S_N$, is regularized by subtracting the eventual equilibrium contribution: $\Delta S_N \equiv S_N - S_{\text{eq},\infty}$. By substituting S_N from Eq. (6) in the energy balance equation, one obtains

$$\partial_N \int d\omega S_{\text{eq},N}(\omega) = G_q(T_{\text{eff}} - T_\infty) \int d\omega \mathcal{R}\mathcal{T}^N, \quad (7)$$

where we neglected sub-leading terms. Calculating the frequency integrals in this equation and integrating over N , we arrive at the following result:

$$T_N - T_\infty = -\frac{3}{2\pi^{3/2}\sqrt{N}} \frac{T_{\text{eff}} - T_\infty}{\tau_C T_\infty}. \quad (8)$$

Therefore, indeed T_N slowly converges to its limit T_∞ . Note also the presence of the small parameter $\tau_C T_\infty$ in the denominator of this expression. It agrees with the earlier made remark that this asymptotic behavior sets at $N \sim N_0 = 1/(\tau_C T_{\text{eff}})^2 \gg 1$, i.e., at distances $L \sim L_0 = \Delta x/(\tau_C T_{\text{eff}})^2$. This characteristic length scale agrees also with the relaxation length that follows directly from the spectrum of the collective charge mode (3).

Finally, the asymptotic value of the temperature T_∞ can be found by comparing the heat flux quantum carried by the equilibrium edge state to the injected heat:

$$J_q = \frac{\pi T_\infty^2}{12} = (1/4\pi G_q) \int d\omega (S_{\text{in}} - S_q), \quad (9)$$

where we have subtracted the vacuum contribution $S_q = G_q\omega\theta(\omega)$. Two temperatures, T_{eff} and T_∞ , are generally different parameters of the noise power of the incident non-equilibrium current j_{in} . However, often they are related to each other via the common energy scale. For instance, if the current source is created by injecting electrons into the edge state via a QPC at zero bath temperature, the noise power reads: $S_{\text{in}}(\omega) = S_q(\omega) + RD[\sum_{\pm} S_q(\omega \pm \Delta\mu) - 2S_q(\omega)]$, where $D = 1 - R$ is the transmission probability of the QPC, and $\Delta\mu$ is voltage bias [36]. Thus, $S_{\text{in}}(0) = G_q RD\Delta\mu$, and $T_{\text{eff}} = RD\Delta\mu$. The integral on the right hand side of the Eq. (9) takes the value $(1/4\pi)RD\Delta\mu^2$, so that $T_\infty = \sqrt{(3/\pi^2)RD\Delta\mu}$. Therefore, in this particular case two temperatures differ only by a numerical factor, and $T_\infty > T_{\text{eff}}$, so that $T_N - T_\infty > 0$.

V. ELECTRON DISTRIBUTION FUNCTION

According to the effective field theory of QH edge states [37] and the bosonization technique [38] the electron distribution function is given by the expression

$$f_N(\varepsilon) \propto \int dt e^{-i\varepsilon t} \langle e^{-i\phi_N(t)} e^{i\phi_N(0)} \rangle, \quad (10)$$

where $e^{i\phi_N}$ represents an electron operator in the channel exiting the N th reservoir, and the phase operator is related to the current as $j_N = -(1/2\pi)\partial_t \phi_N$. Assuming the current noise is Gaussian (the non-Gaussian effects are sub-leading in $1/N$ [13]), the average in this equation reads:

$$\ln \langle e^{-i\phi_N(t)} e^{i\phi_N(0)} \rangle = 2\pi i \langle j_{\text{in}} \rangle t + \langle \phi_N(t)\phi_N(0) - \phi_N^2(t)/2 - \phi_N^2(0)/2 \rangle. \quad (11)$$

By substituting the Eq. (6) to this expression and then to Eq. (10), we observe that the leading order contribution to the noise power $S_{\text{eq},N}$ simply returns the equilibrium fermionic distribution function $f_{\text{eq},N} = 1/[1 + e^{(\varepsilon - \mu)/T_N}]$, where $\mu = 2\pi \langle j_{\text{in}} \rangle + \varepsilon_F$. By expanding this distribution function in small $T_N - T_\infty$ we find the leading order correction $(T_N - T_\infty)\partial_{T_\infty} f_{\text{eq},\infty}$ to the eventual equilibrium

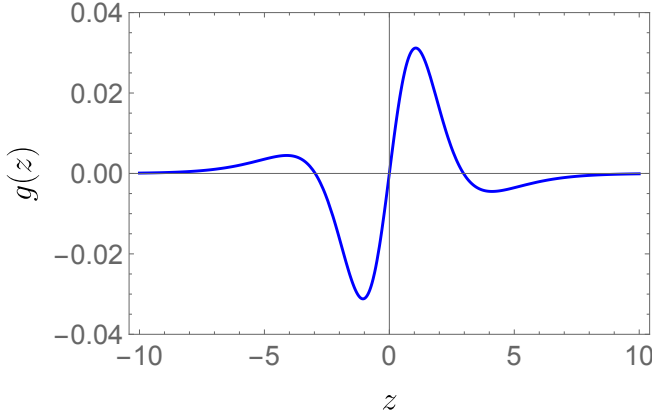


FIG. 3. The dimensionless function $g(z)$ defined in the Eq. (12) is plotted versus the normalized energy $z = (\varepsilon - \mu)/T_\infty$.

distribution $f_{\text{eq},\infty}$. It scales down as $1/\sqrt{N}$ according to the result (8).

Another leading order correction arises from the first term in Eq. (6). We note that it is not small only at frequencies or the order of $\Omega_N \ll T_{\text{eff}}$, while the main contribution in the integral in Eq. (10) comes from the leading term $S_{\text{eq},\infty}$ that sets the time scale $t \sim 1/T_{\text{eff}} \ll 1/\Omega_N$. At this time scale the first term in the Eq. (6) can be considered as the delta function of frequency, which in the time domain gives the correction $G_q(T_{\text{eff}} - T_\infty)/2\sqrt{\pi N}\tau_C$ (replacing $T_N \rightarrow T_\infty$) to instant fluctuations of the current $\langle \delta j^2(0) \rangle$. Thus, the phase correlation function on the right hand side of the Eq. (11) acquires the correction $-2\pi^2 t^2 \langle \delta j^2(0) \rangle$. After expanding the average in the Eq. (10) with respect to this correction and evaluating the time convolution with the leading order equilibrium correlation function one obtains the correction $(\sqrt{\pi}/2\sqrt{N}\tau_C)(T_{\text{eff}} - T_\infty)\partial_\epsilon^2 f_{\text{eq},\infty}$ to the equilibrium distribution $f_{\text{eq},\infty}$, where we used $G_q = 1/2\pi$. Putting these two corrections together, we obtain our main result:

$$f_N - f_{\text{eq},\infty} = \frac{\sqrt{\pi}}{2} \frac{T_{\text{eff}} - T_\infty}{\sqrt{N}\tau_C T_\infty^2} \cdot g(z), \quad (12)$$

$$g(z) = \partial_z^2 f_F(z) + \frac{3z}{\pi^2} \partial_z f_F(z), \quad z = \frac{\varepsilon - \mu}{T_\infty},$$

where, we recall, $f_F(z) = 1/(1+e^z)$ and $\mu = 2\pi \langle j_{\text{in}} \rangle + \varepsilon_F$. We conclude that the correction to the final equilibrium distribution function scales down slowly as $1/\sqrt{N}$ and is universally expressed in terms of the “deformations” of the equilibrium distribution function and of the parameters T_{eff} and T_∞ of the initial state. Thus, the characteristic equilibration length formally is absent. Nevertheless, the overall prefactor in Eq. (12) can be conveniently estimated as $\sqrt{L_0/L} \times (T_{\text{eff}} - T_\infty)/T_{\text{eff}}$, where L_0 is the introduced earlier relaxation length of the collective charge excitation. We recall, that only at distances $L \gg L_0$ the correction to the final distribution function acquires its universal form (12).

VI. DISCUSSION

It remains to discuss several additional aspects of our theory. First of all, details of the particular kind of coupling of the edge state to reservoirs assumed in our model is likely not important. For instance, one can replace it with just a small capacitive coupling of the channel to otherwise isolated reservoirs. Then the transmission probability of the current generally behaves as $\mathcal{T} = 1 - \alpha\omega^2 + \dots$, where the constant α depends on the strength of capacitive coupling and is small. Thus in the limit of weak coupling \mathcal{T} takes exactly same form as the one used in the paper, and in particular, the limit (5) still holds.

Next, if the disorder at the edge of a QH system is responsible for the relaxation process, then it is natural to assume that capacitances of the reservoirs or coupling constants fluctuate from one reservoir to another. Assuming that the parameter $\tau_{C,n}^2$ is random function with the average value τ_C^2 and variance τ_C^4 , in Eq. (5) \mathcal{T}^N has to be replaced with $\mathcal{P}_N = \prod_n \mathcal{T}_n = \exp[-\omega^2 \sum_n \tau_{C,n}^2]$. We first account for the self-averaging effect: $\langle \mathcal{P}_N \rangle = \exp[-N(\omega\tau_C)^2 + (1/2)N(\omega\tau_C)^4]$, where we average over eventual Gaussian fluctuations of $\sum_n \tau_{C,n}^2$. Thus, we see that at relevant frequencies where $N(\omega\tau_C)^2 \sim 1$, the second term in the exponent scales as $1/N$ and gives a sub-leading contribution, that can be neglected. The variance of \mathcal{P}_N can be easily calculated: $\langle \delta \mathcal{P}_N^2 \rangle = 2N(\omega\tau_C)^4 \langle \mathcal{P}_N \rangle^2 \sim 1/N$. Therefore, the typical fluctuation correction to the initial condition contribution to S_N in Eq. (6) at relevant frequencies $\omega \sim \Omega_N$ scales as $1/\sqrt{N}$ and can be neglected.

Finally, we note that our results can be easily generalized to arbitrary integer filling factors, including an experimentally important case of $\nu = 2$. For example, in the latter case, the transmission line model applies separately to the dipole and charged mode, if tunneling between QH edge channels is negligible. However, if the injection and detection takes place in the same QH channel, one needs to account for the fact that for strong Coulomb interactions such channel has equal coupling to both modes. In this case the parameter $1/\tau_C$ in the result (12) splits in the sum of two contributions from the two modes divided by 4.

VII. CONCLUSION

To summarize, we addressed an experimentally relevant problem of the equilibration of chiral QH edge state. We started by presenting a simple physical argument that shows that the assumption of characteristic time scale for the equilibration breaks down, because it contradicts the charge conservation requirement. We used a transmission line model that effectively accounts for the dissipation and equilibration to find the spectral density of current noise. Then we applied the bosonization tech-

nique to evaluate corrections to the locally equilibrium electron distribution function. We showed that the correction scales down slowly as $\sqrt{L_0/L}$ as a function of the distance L , where L_0 is the relaxation length of the charged mode.

ACKNOWLEDGMENTS

We are grateful to Florian Stabler for fruitful discussions. EVS acknowledges the financial support from the Swiss National Science Foundation.

Appendix A: Zero-frequency noise power and variance of transmitted charge.

The variance of the charge transmitted through a given cross-section of a chiral 1D system, say, at $x = L$, can be formally expressed in terms of the spectral density of current fluctuations:

$$\frac{\langle [\delta Q(L, \tau)]^2 \rangle}{\tau} = \frac{1}{\tau} \int_0^\tau dt_1 \int_0^\tau dt_2 \langle \delta j_N(L, t_1) \delta j_N(L, t_2) \rangle = \int d\omega S_N(L, \omega) \cdot \frac{1 - \cos(\omega\tau)}{\pi\omega^2\tau}. \quad (\text{A1})$$

In the long time limit the function $[1 - \cos(\omega\tau)]/\pi\omega^2\tau$ becomes a Dirac δ -function, and thus we obtain

$$\lim_{\tau \rightarrow \infty} \frac{\langle [\delta Q(L, \tau)]^2 \rangle}{\tau} = S(L, 0). \quad (\text{A2})$$

On the other hand, in the long time limit the left hand side of this equation is conserved, i.e., in any finite (and isolated) chiral 1D system it coincides with its value at the injection point, $x = 0$. This follows from the charge conservation and from the fact that the fluctuation of charge localized in the finite systems between points $x = 0$ and $x = L$, equal to $\delta Q(0, \tau) - \delta Q(L, \tau)$, is limited by its Coulomb energy, while both $\delta Q(0, \tau)$ and $\delta Q(L, \tau)$ scale as $\sqrt{\tau}$, as follows, e.g., from the Eq. (A2). Therefore, $S(L, 0) = S(0, 0)$.

As an example of this property, let us consider the transmission line model introduced in the main text, and in particular, the expression Eq. (4) for the finite frequency noise power after the N th reservoir:

$$S_N(\omega) = \mathcal{T}^N(\omega) S_{\text{in}}(\omega) + \mathcal{R}(\omega) \sum_{n=1}^N \mathcal{T}^{N-n}(\omega) S_{\text{eq},n}(\omega), \quad (\text{A3})$$

where $S_{\text{in}}(\omega)$ is the noise power of the incident current, $S_{\text{eq},n}(\omega) = G_q \omega / (1 - e^{-\omega/T_n})$ is the noise power of the locally equilibrium neutral currents of the reservoirs, and we introduced the transmission $\mathcal{T}(\omega) = |a(\omega)|^2 = 1/[1 + (\omega\tau_C)^2]$ and reflection $\mathcal{R}(\omega) = 1 - \mathcal{T}(\omega)$ coefficients for currents. Since $\mathcal{T}(0) = 1 - \mathcal{R}(0) = 1$, for any finite N we find $S_N(0) = S_{\text{in}}(0)$. Alternatively, one can simply consider a single reservoir with arbitrarily large but finite capacitance. In this case $N = 1$ in the equation (A3), and nevertheless $S_N(0) = S_{\text{in}}(0)$.

Appendix B: Derivation of spectrum of the collective excitation

In order to find the spectrum of the collective charge excitation in the transmission line, we investigate its response to the initial injected current. This (statistically average) response is described by the Eq. (2) from the main text, where fluctuations, and thus the second term on the right hand side, are neglected. We are interested in the long wave-length excitations, i.e., in the limit of small $\omega\tau_C$, thus $a(\omega)$ is close to 1, and thus we can expand the logarithm to second order in order to account for the dissipation effects: $\ln a = -\ln(1 - i\omega\tau_C) = i\omega\tau_C - (\omega\tau_C)^2/2$. As follows from the Eq. (2) of the main text, the contributions of the reservoirs to $\ln j_N$ are additive, so that one contribution can be written as $\ln a = ik\Delta x$, where Δx is the distance between the reservoirs and k is the wave vector. By solving the resulting equation $\omega\tau_C + i(\omega\tau_C)^2/2 = k\Delta x$ perturbatively with respect to ω at small k , one arrives at the expression for the spectrum of the collective mode:

$$\omega(k) = k\Delta x/\tau_C - i(k\Delta x)^2/2\tau_C. \quad (\text{B1})$$

The first term on the right hand side describes the propagation with the group velocity $\Delta x/\tau_C$ while the second term stands for the dissipation and decay of the excitation. The dissipation is indeed weak in the limit $k\Delta x \ll 1$ and the relaxation length can be estimated as $L_0 = \Delta x/(\omega\tau_C)^2$, where ω is to be replaced by the characteristic energy scale of the problem. One can immediately see, that $kL_0 \gg 1$ in the limit $\omega\tau_C \ll 1$.

Appendix C: Temperature of metallic reservoirs from energy balance equations

Taking into account the Joule's law, we write the correction to the energy flux in the channel exiting from the N th reservoir,

$$\Delta J_N = (1/2G_q)\langle j_N^2(t) \rangle = (1/4\pi G_q) \int d\omega \Delta S_N(\omega), \quad \Delta S_N(\omega) = S_N(\omega) - S_{\text{eq},\infty}(\omega), \quad (\text{C1})$$

by subtracting the eventual equilibrium spectral density in the integrand to regularize the integral. The energy flux is conserved in the stationary case considered here, $\Delta J_{N+1} = \Delta J_N$, therefor one can write: $\int d\omega (S_{N+1}(\omega) - S_N(\omega)) = 0$. By substituting here the Eq. (6) from the main text of the paper, we arrive at the following expression:

$$\int d\omega (S_{\text{eq},N+1}(\omega) - S_{\text{eq},N}(\omega)) = \int d\omega G_q (T_{\text{eff}} - T_N) \cdot \mathcal{R}(\omega) \mathcal{T}^N(\omega) + \int d\omega G_q (T_{N+1} - T_N) \cdot \mathcal{T}^{N+1}(\omega). \quad (\text{C2})$$

In the limit $N \gg 1$ one can neglect the last term on the right hand side, since it is a sub-leading contribution in the vicinity of $T_N \rightarrow T_\infty$. For the same reason T_N can be replaced with T_∞ in the first term. Assuming additionally that in the limit $N \gg 1$ the temperature T_N is a smooth function of N , one can write $S_{\text{eq},N+1}(\omega) - S_{\text{eq},N}(\omega) = \partial S_N(\omega)/\partial N$, and we arrive at the Eq. (7) of the main text. Therefore, Eq. (7) is used to find the temperature in the Eq. (8).

In what follows, we present numerical calculation of the temperature T_N that support our analytical solution given by the Eq. (8) in the main text. For doing so, we use energy balance equation in the form $\Delta J_N = \Delta J_{\text{in}}$ where ΔJ_N is defined earlier in Eq. (C1), and similarly, $\Delta J_{\text{in}} = (1/4\pi G_q) \int d\omega \Delta S_{\text{in}}(\omega)$. Using the exact relation given by the Eq. (4) of the main text we can write

$$\int d\omega \mathcal{T}^N(\omega) \Delta S_{\text{in}}(\omega) + \sum_{n=1}^N \int d\omega \mathcal{R}(\omega) \mathcal{T}^{N-n}(\omega) \Delta S_{\text{eq},n}(\omega) = 0, \quad (\text{C3})$$

where $\Delta S_{\text{eq},n} = S_{\text{eq},n}(\omega) - S_{\text{eq},\infty}(\omega)$. It turns out to be more convenient to redefine frequency integrals in the above equation by subtracting from each spectral density the vacuum part $S_q(\omega) = G_q \omega \theta(\omega)$ and introducing the overline symbol instead of Δ :

$$\sum_{n=1}^N \int d\omega \mathcal{R}(\omega) \mathcal{T}^{N-n}(\omega) [\bar{S}_{\text{eq},n}(\omega) - \bar{S}_{\text{eq},\infty}(\omega)] = - \int d\omega \mathcal{T}^N(\omega) [\bar{S}_{\text{in}}(\omega) - \bar{S}_{\text{eq},\infty}(\omega)], \quad (\text{C4})$$

where, for instance, $\bar{S}_{\text{in}}(\omega) = S_{\text{in}}(\omega) - S_q(\omega)$. For a numerical procedure, we need to specify the function $S_{\text{in}}(\omega)$, i.e., the source of the current noise. We choose to consider the injection via a QPC with the transparency D , biased by the electrochemical potential $\Delta\mu$ (see the discussion in the main text of the paper). In this case $\bar{S}_{\text{in}}(\omega) = D(1-D)[\sum_{\pm} S_q(\omega \pm \Delta\mu) - 2S_q(\omega)]$ with $T_{\text{eff}} = D(1-D)\Delta\mu$ and $T_\infty = \sqrt{(3/\pi^2)RD\Delta\mu}$.

Next, introducing the dimensionless variable $y = \omega\tau_C$, we obtain the chain of equations for the determination of the temperatures T_N of Ohmic contacts:

$$\begin{aligned} F_{\text{eq},\infty}(N, \tau_C T_\infty) - \Phi_{\text{in}}(N, \Delta\mu\tau_C, D) = \\ = \sum_{n=1}^N [F_{\text{eq},n}(N-n, \tau_C T_n) - F_{\text{eq},n}(N-n+1, \tau_C T_n)] - \sum_{n=1}^N [F_{\text{eq},n}(N-n, \tau_C T_\infty) - F_{\text{eq},n}(N-n+1, \tau_C T_\infty)], \end{aligned} \quad (\text{C5})$$

where the dimensionless function are given by

$$\begin{aligned} \Phi_{\text{in}}(N, \Delta\mu\tau_C, D) &= \int \frac{(1-D)Ddy}{(1+y^2)^N} [S_0(y + \Delta\mu\tau_C) + S_0(y - \Delta\mu\tau_C) - 2S_0(y)], \quad S_0(y) = y\theta(y), \\ F_{\text{eq},\infty}(N, \tau_C T_\infty) &= \int_0^\infty \frac{2ydy}{(1+y^2)^N (1 - \exp(y/\tau_C T_\infty))}, \\ F_{\text{eq},n}(N, \tau_C T_n) &= \int_0^\infty \frac{2ydy}{(1+y^2)^N (1 - \exp(y/\tau_C T_n))}. \end{aligned} \quad (\text{C6})$$

To arrive at Eqs. (C5) we have not applied any approximations, so they can be used for the exact numerical evaluation of the temperatures T_N . The result is shown in Fig. 4, where they are compared to the asymptotic behavior in Eq. (8) of the main text found analytically. They demonstrate the essentially perfect match of the numerical and analytical results for asymptotically large values of N . However, the convergence is rather slow, which can be explained by the existence of subleading power law contributions that scale down as $1/N$ and faster.

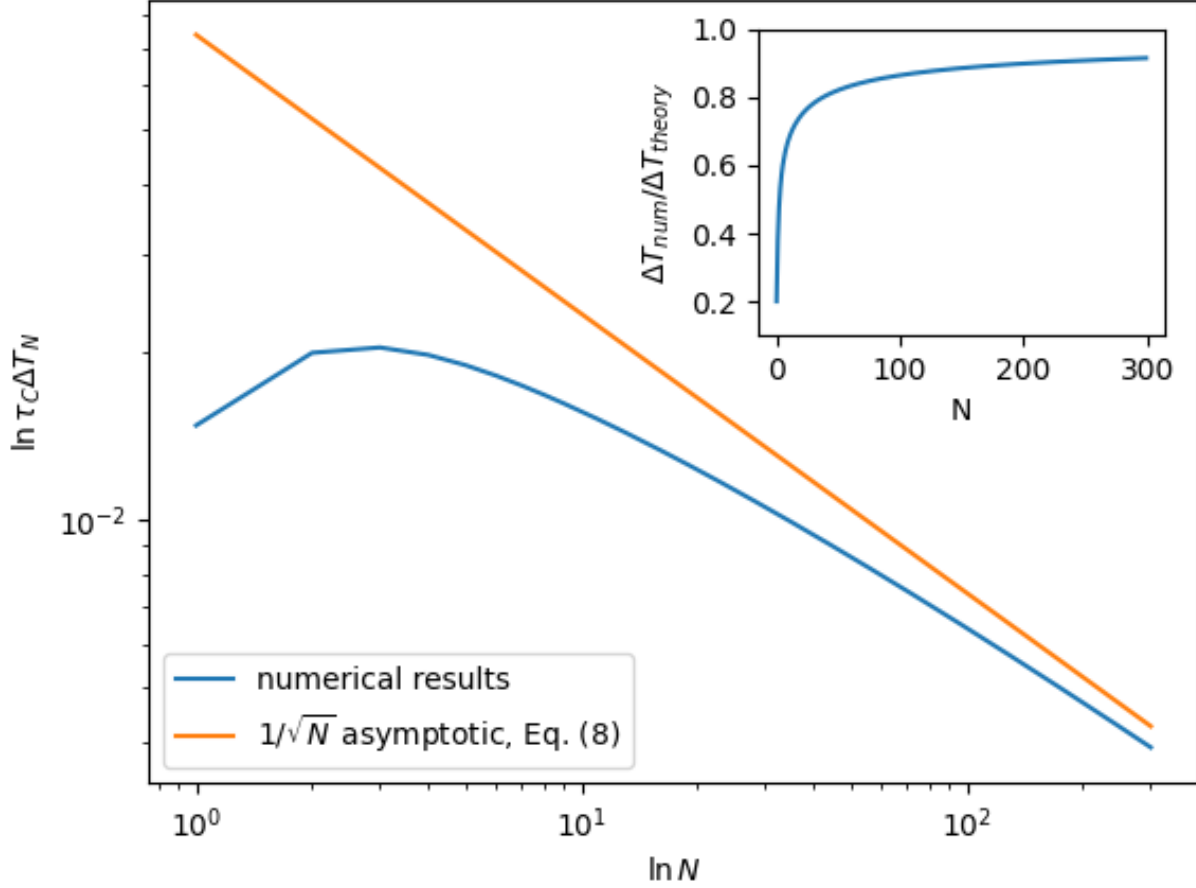


FIG. 4. The comparison of numerical and analytical results for dimensionless temperature, $\tau_C \Delta T_N = \tau_C (T_N - T_\infty)$ are shown. The results are presented in a log scale to demonstrate the $1/\sqrt{N}$ behavior in the limit $N \gg 1$, predicted by the Eq. (8) in the main text. We set the transparency of the current injecting QPC to $D = 0.2$ and the dimensionless bias to $\tau_C \Delta \mu = 2$, so that the dimensionless effective temperature of initial noise acquires the value $\tau_C T_{\text{eff}} = \tau_C D(1 - D)\Delta \mu = 0.32$. The inset shows the ratio between numerical and theoretical results.

Appendix D: Non-equilibrium distribution function

In this section we derive the Eq. (12) from the main text. To do so, we express bosonic fields in currents $\phi_N(t) = -2\pi \int_{-\infty}^t dt_1 j_N(t_1) e^{\eta t_1}$, where $\eta \rightarrow +0$. Then, the right hand side of the Eq. (11) in the main text reads

$$\begin{aligned} & \langle \phi_N(t) \phi_N(0) - \phi_N^2(t)/2 - \phi_N^2(0)/2 \rangle \\ &= (2\pi)^2 \int_{-\infty}^t dt_1 \int_{-\infty}^0 dt_2 e^{\eta(t_1+t_2)} [\langle \delta j_N(t) \delta j_N(0) \rangle - \langle \delta j_N^2(t) \rangle/2 - \langle \delta j_N^2(0) \rangle/2]. \end{aligned} \quad (\text{D1})$$

Next, using the Eq. (6) from the main text for noise power of currents the above equation can be written as

$$\langle \phi_N(t) \phi_N(0) - \phi_N^2(t)/2 - \phi_N^2(0)/2 \rangle = 2\pi \int_{-\infty}^{\infty} d\omega \frac{e^{-i\omega t} - 1}{\omega^2 + \eta^2} S_N(\omega). \quad (\text{D2})$$

Using this result in the Eq. (10), we arrive at the following expression for the electron distribution function

$$f_N(\epsilon) \propto \int_{-\infty}^{\infty} dt \exp \left[-i(\epsilon - 2\pi \langle j_{\text{in}} \rangle)t + 2\pi \int_{-\infty}^{\infty} d\omega \frac{e^{-i\omega t} - 1}{\omega^2 + \eta^2} S_N(\omega) \right], \quad (\text{D3})$$

where the prefactor coefficient can be fixed by comparing to the equilibrium distribution.

In the next step, we substitute the Eq. (6) for the noise power from the main text into the above equation and split the integrand in the product of different contributions:

$$f_N(\epsilon) \propto \int_{-\infty}^{\infty} dt \exp [-i(\epsilon - 2\pi \langle j_{\text{in}} \rangle)t] \exp \left[2\pi \int_{-\infty}^{\infty} d\omega \frac{e^{-i\omega t} - 1}{\omega^2 + \eta^2} S_{\text{eq},N}(\omega) \right] \times \exp \left[2\pi G_q(T_{\text{eff}} - T_N) \int_{-\infty}^{\infty} d\omega \frac{e^{-i\omega t} - 1}{\omega^2 + \eta^2} \mathcal{T}^N(\omega) \right]. \quad (\text{D4})$$

The second exponential function in the integrand is nothing but the equilibrium free-fermionic correlation function with the temperature T_N found earlier,

$$\exp \left[2\pi \int_{-\infty}^{\infty} d\omega \frac{e^{-i\omega t} - 1}{\omega^2 + \eta^2} S_{\text{eq},N}(\omega) \right] = \frac{-iT_N}{2 \sinh(\pi T_N(t - i\eta))} \equiv K_{\text{F},N}(t). \quad (\text{D5})$$

Taken alone (together with the first exponential function in the integrand) the function $K_{\text{F},N}(t)$ gives the dominant contribution to the integral (D4), namely, $f_{\text{eq},N}(\epsilon) = (1 + e^{(\epsilon - \mu)/T_N})^{-1}$, where $\mu = 2\pi \langle j_{\text{in}} \rangle$, and thus it fixes the characteristic times scale $1/T_N$ in the time integral.

On the corresponding frequency scale $\omega \sim T_N$ the function $\mathcal{T}^N(\omega)$ in the exponent of the third exponential function in (D4) can be replaced by delta function $\sqrt{\pi}\delta(\omega)/\sqrt{N}\tau_C$. Thus we obtain:

$$\exp \left[2\pi G_q(T_{\text{eff}} - T_N) \int_{-\infty}^{\infty} d\omega \frac{e^{-i\omega t} - 1}{\omega^2 + \eta^2} \mathcal{T}^N(\omega) \right] = \exp \left[-2\pi G_q(T_{\text{eff}} - T_N) \frac{\sqrt{\pi}t^2}{2\sqrt{N}\tau_C} \right]. \quad (\text{D6})$$

Since $t \sim 1/T_N$, the argument of the exponential function on the right hand side of this equation can be estimates as $1/T_N\tau_C\sqrt{N}$ and becomes small in the limit of interest: $N \gg N_0 = 1/(\tau_C T_{\text{eff}})^2$ (see the discussion in the main text). Therefore, we can expand the exponential functions and keep only two terms:

$$\exp \left[2\pi G_q(T_{\text{eff}} - T_N) \int_{-\infty}^{\infty} d\omega \frac{e^{-i\omega t} - 1}{\omega^2 + \eta^2} \mathcal{T}^N(\omega) \right] = 1 - 2\pi G_q(T_{\text{eff}} - T_N) \frac{\sqrt{\pi}t^2}{2\sqrt{N}\tau_C}. \quad (\text{D7})$$

The first term on the right hand side gives the dominant contribution $f_{\text{eq},N}(\epsilon)$ to the distribution function (D4), discussed earlier, while the second term gives a small correction to it. The result of the time integration can be presented as:

$$f_N(\epsilon) = f_{\text{eq},N}(\epsilon) + \frac{T_{\text{eff}} - T_N}{T_N^2} \frac{\sqrt{\pi}}{2\sqrt{N}\tau_C} \frac{\partial^2 f_{\text{F}}(z)}{\partial z^2}, \quad z = (\epsilon - \mu)/T_N. \quad (\text{D8})$$

Finally, we note, that the correction on the right hand side scales as $1/\sqrt{N}$, while the correction to the temperature $\Delta T_N = T_N - T_{\infty}$ also scales as $1/\sqrt{N}$, as has been found in the previous section. Therefore, the first term on the right hand side of the above equation can be expanded to first order in the correction, while in the second term we can simply replace T_N with T_{∞} . The result reads:

$$f_N(\epsilon) = f_{\text{eq},\infty}(\epsilon) + \frac{T_{\text{eff}} - T_{\infty}}{T_{\infty}^2} \frac{\sqrt{\pi}}{2\sqrt{N}\tau_C} \left[\frac{3z}{\pi^2} \frac{\partial f_{\text{F}}(z)}{\partial z} + \frac{\partial^2 f_{\text{F}}(z)}{\partial z^2} \right], \quad z = (\epsilon - \mu)/T_{\infty}. \quad (\text{D9})$$

which completes the derivation of the Eq. (12) in the main text.

- U. Gennser, Y. Jin, P. Degiovanni, and G. Fève, Quantum tomography of electrical currents, *Nature Communications* **10**, 3379 (2019).
- [2] H. Duprez, E. Sivre, A. Anthore, A. Aassime, A. Cavanna, A. Ouerghi, U. Gennser, and F. Pierre, Macroscopic electron quantum coherence in a solid-state circuit, *Phys. Rev. X* **9**, 021030 (2019).
- [3] R. Bhattacharyya, M. Banerjee, M. Heiblum, D. Mahalu, and V. Umansky, Melting of interference in the fractional quantum hall effect: Appearance of neutral modes, *Phys. Rev. Lett.* **122**, 246801 (2019).
- [4] J. Nakamura, S. Liang, G. C. Gardner, and M. J. Manfra, Direct observation of anyonic braiding statistics, *Nature Physics* **16**, 931 (2020).
- [5] S. Jezouin, Z. Iftikhar, A. Anthore, F. D. Parmentier, U. Gennser, A. Cavanna, A. Ouerghi, I. P. Levkivskiy, E. Idrisov, E. V. Sukhorukov, L. I. Glazman, and F. Pierre, Controlling charge quantization with quantum fluctuations, *Nature* **536**, 58 (2016).
- [6] E. G. Idrisov, I. P. Levkivskiy, and E. V. Sukhorukov, Thermal decay of coulomb blockade oscillations, *Phys. Rev. B* **96**, 155408 (2017).
- [7] A. O. Slobodeniuk, I. P. Levkivskiy, and E. V. Sukhorukov, Equilibration of quantum hall edge states by an ohmic contact, *Phys. Rev. B* **88**, 165307 (2013).
- [8] E. Sivre, A. Anthore, F. D. Parmentier, A. Cavanna, U. Gennser, A. Ouerghi, Y. Jin, and F. Pierre, Heat coulomb blockade of one ballistic channel, *Nature Physics* **14**, 145 (2018).
- [9] C. Lin, M. Hashisaka, T. Akiho, K. Muraki, and T. Fujisawa, Quantized charge fractionalization at quantum hall y junctions in the disorder dominated regime, *Nature Communications* **12**, 131 (2021).
- [10] E. Sivre, H. Duprez, A. Anthore, A. Aassime, F. D. Parmentier, A. Cavanna, A. Ouerghi, U. Gennser, and F. Pierre, Electronic heat flow and thermal shot noise in quantum circuits, *Nature Communications* **10**, 5638 (2019).
- [11] C. Altimiras, H. le Sueur, U. Gennser, A. Cavanna, D. Mailly, and F. Pierre, Non-equilibrium edge-channel spectroscopy in the integer quantum hall regime, *Nature Physics* **6**, 34 (2010).
- [12] D. L. Kovrizhin and J. T. Chalker, Relaxation in driven integer quantum hall edge states, *Phys. Rev. Lett.* **109**, 106403 (2012).
- [13] I. P. Levkivskiy and E. V. Sukhorukov, Energy relaxation at quantum hall edge, *Phys. Rev. B* **85**, 075309 (2012).
- [14] A. O. Slobodeniuk, E. G. Idrisov, and E. V. Sukhorukov, Relaxation of an electron wave packet at the quantum hall edge at filling factor $\nu = 2$, *Phys. Rev. B* **93**, 035421 (2016).
- [15] K. Itoh, R. Nakazawa, T. Ota, M. Hashisaka, K. Muraki, and T. Fujisawa, Signatures of a nonthermal metastable state in copropagating quantum hall edge channels, *Phys. Rev. Lett.* **120**, 197701 (2018).
- [16] C. Lin, R. Eguchi, M. Hashisaka, T. Akiho, K. Muraki, and T. Fujisawa, Charge equilibration in integer and fractional quantum hall edge channels in a generalized hall-bar device, *Phys. Rev. B* **99**, 195304 (2019).
- [17] R. H. Rodriguez, F. D. Parmentier, D. Ferraro, P. Roulleau, U. Gennser, A. Cavanna, M. Sasseti, F. Portier, D. Mailly, and P. Roche, Relaxation and revival of quasiparticles injected in an interacting quantum hall liquid, *Nature Communications* **11**, 2426 (2020).
- [18] A. Rosenblatt, S. Konyzheva, F. Lafont, N. Schiller, J. Park, K. Snizhko, M. Heiblum, Y. Oreg, and V. Umansky, Energy relaxation in edge modes in the quantum hall effect, *Phys. Rev. Lett.* **125**, 256803 (2020).
- [19] C. Grenier, R. Hervé, G. Fève, and P. Degiovanni, Electron quantum optics in quantum hall edge channels, *Modern Physics Letters B* **25**, 1053 (2011).
- [20] T. Jullien, P. Roulleau, B. Roche, A. Cavanna, Y. Jin, and D. C. Glatthli, Quantum tomography of an electron, *Nature* **514**, 603 (2014).
- [21] C. Bäuerle, D. C. Glatthli, T. Meunier, F. Portier, P. Roche, P. Roulleau, S. Takada, and X. Waintal, Coherent control of single electrons: a review of current progress, *Reports on Progress in Physics* **81**, 056503 (2018).
- [22] J. D. Fletcher, N. Johnson, E. Locane, P. See, J. P. Griffiths, I. Farrer, D. A. Ritchie, P. W. Brouwer, V. Kashcheyevs, and M. Kataoka, Continuous-variable tomography of solitary electrons, *Nature Communications* **10**, 5298 (2019).
- [23] C. Altimiras, H. le Sueur, U. Gennser, A. Cavanna, D. Mailly, and F. Pierre, Tuning energy relaxation along quantum hall channels, *Phys. Rev. Lett.* **105**, 226804 (2010).
- [24] H. le Sueur, C. Altimiras, U. Gennser, A. Cavanna, D. Mailly, and F. Pierre, Energy relaxation in the integer quantum hall regime, *Phys. Rev. Lett.* **105**, 056803 (2010).
- [25] S. Tewari, P. Roulleau, C. Grenier, F. Portier, A. Cavanna, U. Gennser, D. Mailly, and P. Roche, Robust quantum coherence above the fermi sea, *Phys. Rev. B* **93**, 035420 (2016).
- [26] A. Imambekov, T. L. Schmidt, and L. I. Glazman, One-dimensional quantum liquids: Beyond the luttinger liquid paradigm, *Rev. Mod. Phys.* **84**, 1253 (2012).
- [27] F. Stäbler and E. Sukhorukov, Transmission line approach to transport of heat in chiral systems with dissipation, *Phys. Rev. B* **105**, 235417 (2022).
- [28] A. Caldeira and A. Leggett, Path integral approach to quantum brownian motion, *Physica A: Statistical Mechanics and its Applications* **121**, 587 (1983).
- [29] E. Bocquillon, V. Freulon, J.-M. Berroir, P. Degiovanni, B. Plaçais, A. Cavanna, Y. Jin, and G. Fève, Separation of neutral and charge modes in one-dimensional chiral edge channels, *Nature Communications* **4**, 1839 (2013).
- [30] The small excitation Δj_N has to be considered as statistically average response to the initial perturbation, while currents $j_{eq,n}$ are fluctuations with zero average (the Langevin sources). They do not contribute to the average fields.
- [31] Extra phase factor accumulated due to the propagation of an edge state between adjacent reservoirs can be easily taken into account by multiplying $a(\omega)$ with it. It has a minor and irrelevant effect in the context of our analysis.
- [32] The estimate $\Delta x \approx 400nm$ obtained by comparing the prediction of the Eq. (3) with the results of the experiment in Ref. [29] agrees relatively well with the correlation length of disorder at the edge of QH systems based on GaAs.
- [33] E. G. Idrisov, I. P. Levkivskiy, and E. V. Sukhorukov, Thermal drag effect in quantum hall circuits, *Phys. Rev. B* **106**, L121405 (2022).
- [34] E. V. Sukhorukov, Scattering theory approach to bosonization of non-equilibrium mesoscopic systems,

- Physica E: Low-dimensional Systems and Nanostructures **77**, 191 (2016).
- [35] A. Furusaki and K. A. Matveev, Theory of strong inelastic cotunneling, Phys. Rev. B **52**, 16676 (1995).
- [36] Y. Blanter and M. Büttiker, Shot noise in mesoscopic conductors, Physics Reports **336**, 1 (2000).
- [37] X. G. Wen, Chiral luttinger liquid and the edge excitations in the fractional quantum hall states, Phys. Rev. B **41**, 12838 (1990).
- [38] T. Giamarchi, *Quantum Physics in One Dimension* (Claverdon Press Oxford, 2004).