

Quantum Algorithms for Simulating Nuclear Effective Field Theories

James D. Watson^{1,2}, Jacob Bringewatt^{1,3,4}, Alexander F. Shaw^{1,4}, Andrew M. Childs^{1,2},
Alexey V. Gorshkov^{1,3}, and Zohreh Davoudi^{1,4,5}

¹Joint Center for Quantum Information and Computer Science, National Institute of Standards and Technology
and University of Maryland, College Park, MD 20742, USA

²Department of Computer Science and Institute for Advanced Computer Studies,
University of Maryland, College Park, MD 20742, USA

³Joint Quantum Institute, National Institute of Standards and Technology
and University of Maryland, College Park, MD 20742, USA

⁴Department of Physics, University of Maryland, College Park, MD 20742, USA

⁵Maryland Center for Fundamental Physics, University of Maryland, College Park, MD 20742, USA

Abstract

Quantum computers offer the potential to simulate nuclear processes that are classically intractable. With the goal of understanding the necessary quantum resources to realize this potential, we employ state-of-the-art Hamiltonian-simulation methods, and conduct a thorough algorithmic analysis, to estimate the qubit and gate costs to simulate low-energy effective field theories (EFTs) of nuclear physics. In particular, within the framework of nuclear lattice EFT, we obtain simulation costs for the leading-order pionless and pionful EFTs. For the latter, we consider both static pions represented by a one-pion-exchange potential between the nucleons, and dynamical pions represented by relativistic bosonic fields coupled to non-relativistic nucleons. Within these models, we examine the resource costs for the tasks of time evolution and energy estimation for physically relevant scales. We account for model errors associated with truncating either long-range interactions in the one-pion-exchange EFT or the pionic Hilbert space in the dynamical-pion EFT, and for algorithmic errors associated with product-formula approximations and quantum phase estimation. We find that the pionless EFT is the least costly to simulate, followed by the one-pion-exchange theory, then the dynamical-pion theory. We demonstrate how symmetries of the low-energy nuclear Hamiltonians can be utilized to obtain tighter error bounds on the simulation algorithm. Furthermore, by retaining the locality of nucleonic interactions when mapped to qubits, we achieve reduced circuit depth and substantial parallelization. In the process, we develop new methods to bound the algorithmic error for classes of fermionic Hamiltonians that preserve the number of fermions, and demonstrate that reasonably tight Trotter error bounds can be achieved by explicitly computing nested commutators of Hamiltonian terms. Compared to previous estimates for simulating the pionless EFT, our results represent an improvement by several orders of magnitude. This work highlights the importance of combining physics insights and algorithmic advancement in reducing the cost of quantum simulation.

Contents

1	Introduction	4
2	Preliminaries	5
2.1	Nuclear Effective Field Theories	6
2.2	Setting up the Problem on a Spatial Lattice	8
2.3	Encoding Fermions and Bosons in Qubits	9
2.3.1	Fermionic Field Encodings	10
2.3.2	Bosonic Field Encodings	12
2.4	Quantum Simulation with Product Formulae	13
2.5	Spectroscopy via Quantum Phase Estimation	15
3	Nuclear EFT Hamiltonians and their Qubit Encodings	16
3.1	The Pionless-EFT Hamiltonian	16
3.1.1	Encoding the Free-Fermion Terms (Verstraete-Cirac Encoding)	17
3.1.2	Encoding the Contact Terms	18
3.1.3	Pionless EFT and the Compact Encoding	18
3.2	The One-Pion-Exchange Hamiltonian	19
3.2.1	Encoding Contact Terms	20
3.2.2	Encoding Long-Range Terms	21
3.2.3	Simulation with a Truncated Long-Range Hamiltonian	21
3.3	Dynamical-Pion EFT Hamiltonian	22
3.3.1	Encoding the Free Pion Hamiltonian	22
3.3.2	Encoding the Axial-Vector Term	23
3.3.3	Encoding the Weinberg-Tomozawa Term	23
3.3.4	Simulation in the Truncated Field Space	23
4	Circuit Implementation of Trotter Steps	24
4.1	Pionless-EFT Simulation Costs	24
4.1.1	Hopping Operators	25
4.1.2	Contact Operators	25
4.1.3	Total Pionless-EFT Circuit Depth	26
4.1.4	Total Pionless-EFT T -Gate Cost	27
4.2	One-Pion-Exchange EFT Simulation Costs	28
4.2.1	Contact Operators	28
4.2.2	Long-Range Operators	28
4.2.3	Total OPE-EFT Circuit Depth	29
4.2.4	Total OPE EFT T -Gate Cost	30
4.3	Dynamical-Pion EFT Simulation Costs	31
4.3.1	The operator proportional to π_I^2	31
4.3.2	The operator proportional to $(\nabla\pi_I)^2$	32
4.3.3	The operator proportional to Π_I^2	33
4.3.4	The Axial-Vector Hamiltonian	33
4.3.5	The Weinberg-Tomozama Hamiltonian	34
4.3.6	Total Dynamical-Pion EFT Circuit-Depth Costs	36
4.3.7	Total Dynamical-Pion EFT T -Gate Costs	37

5	Errors from Product-Formula Simulations and Beyond	37
5.1	General Trotter Error Bounds for Number-Preserving Hamiltonians	38
5.2	Low-Order Trotter Error for Nuclear EFTs	39
5.2.1	Analytical $p = 1$ and $p = 2$ Bounds for Pionless EFT	39
5.2.2	Analytical $p = 1$ Bounds for OPE and Dynamical-Pion EFTs Trotterization Error	40
5.3	Errors Beyond Product-Formula Error	40
6	Resource Estimates for the Full Simulation	42
6.1	Time Evolution	42
6.2	Energy Spectroscopy via QPE	44
6.3	Discussion	44
7	Summary, Conclusions, and Outlook	45
7.1	Summary of Methods and Results	46
7.2	Conclusions and Takeaways	47
7.3	Outlook: Further Work and Improvements	48
A	Overview of the Verstraete-Cirac Encoding	52
B	Bounding the Simulation with Truncated Long-Range Interactions	53
C	Bounding the Simulation with the Truncated Pion-Field Strength	55
D	Summary Tables of Simulation Costs	59
E	Higher-Order Trotter Error Bounds for Translation-Invariant Fermionic Hamiltonians	61
E.1	Bounding the Commutator with Disjoint Operators	62
E.2	Asymptotic Scaling of Bounds for Fermionic-Bosonic Hamiltonians	68
F	Analytic Trotter Error Bounds for Nuclear-EFT Hamiltonians	69
F.1	Pionless-EFT Bounds	70
F.1.1	$p = 1$	70
F.1.2	$p = 2$	74
F.2	One-Pion-Exchange Bounds	79
F.3	Dynamical-Pion Bounds	89
	References	98

1 Introduction

A successful computational nuclear-physics program is crucial for a range of endeavors, including enhancing our understanding of the densest forms of matter (such as in the cores of nuclei and the interiors of neutron stars); making reliable predictions for fission and fusion processes of interest in energy research and astrophysics; and determining the response of nuclear targets in tests of the Standard Model and searches for new physics, such as in neutrino-nucleus scattering, neutrinoless double-beta decay, and dark-matter direct detection. Solving quantum many-body problems, in and out of equilibrium, is at the heart of this program and continues to benefit from computational advances in high-performance computing [CN16] and from novel approaches such as machine learning [Bed+21; Boe+21].

While it is desirable to predict nuclear phenomena from the underlying Standard-Model interactions via the method of lattice quantum chromodynamics (QCD), such first-principles simulations have only been feasible so far for single nucleons [Aok+22; Dav+22], and for light nuclei with unphysical Standard-Model parameters to tame the computational cost [Dav+21; Dri+21]. An alternative and more realistic route toward simulating large nuclear systems is to consider nucleons, i.e., protons and neutrons (instead of quarks and gluons), as the fundamental degrees of freedom, where the interactions are deduced from experiment or by matching to analytical and numerical predictions of QCD. The benefit is that nucleons behave as non-relativistic fermions for most phenomenological scenarios of interest. Thus, the problem reduces to solving a non-relativistic many-body Schrödinger equation, for which approaches such as quantum Monte Carlo [Car+15], no-core shell model [BNV13], coupled-cluster [Hag+14], self-consistent Green’s function [Car+13], in-medium similarity renormalization group [Her+16], and nuclear lattice [LM19] methods have been developed and applied successfully.

Unfortunately, even such an effective approach is computationally intractable with current computing resources for certain nuclei, particularly those beyond medium-mass isotopes [CN16; Tew+20]. The difficulty arises from the exponential increase in the size of the Hilbert space as a function of the number of nucleons, along with an intrinsic fermionic sign problem plaguing current methods. In particular, nuclear dynamics, relevant to studying nuclear reactions and nuclear responses to experimental probes, is a much less explored territory, except for lighter nuclei or in limited scenarios [NQ22; Rus+22; LMD21]. For such problems, one has to rely on phenomenological models, as well as semi-classical, mean-field, or truncated Hilbert-space approaches [Fae+08; AI81; NVR11; YB03; BJS20; Neg82; Cau+05; Ots+01], to be able to describe the physics of heavy nuclei and nuclear matter, often at the cost of unquantified uncertainties. Thus, it is important to seek feasible strategies for performing accurate nuclear-physics computations.

A reliable first-principles route in the long run may be to employ quantum computation. This prospect, along with recent advances in both algorithms and hardware technology, has inspired extensive research into applications of quantum computing to many computationally-oriented disciplines such as materials science and quantum chemistry [McA+20; Cao+19; Bab+17b; Bau+20a; Bur+21; Cli+22], and more recently, high-energy and nuclear physics [Bau+22; Cat+22; HPS22; Bec+19; Bec+23; Bau+23; Rub+23]. By storing the state of a quantum system in a register of qubits (or higher-dimensional subsystems), quantum computers can represent and evolve a quantum model much more efficiently than classical computers. A common trend in algorithmic research, particularly in materials science and quantum chemistry, has been to adopt generic quantum-simulation algorithms as a first attempt, and then to develop algorithms with improved performance through various strategies, such as extensive optimizations at the circuit level [Wec+14; Has+14; Wec+15; Bab+18b]. Such applications can benefit from advancement in generic quantum-simulation algorithms, but they can also inspire new algorithms. For example, hybrid classical-quantum algorithms such as variational methods were developed and improved in response to the need for extremely precise energy spectra in quantum chemistry using near-term quantum computing [Per+14; McC+16; OMa+16; Cer+21]. It is conceivable that applications in nuclear physics will provide another avenue for further development of quantum-simulation algorithms, given the peculiarities of the quantum many-body problem in nuclear physics and the diversity of phenomena to be simulated.

The nuclear potential involves short-, intermediate-, and long-range interactions, two- and higher-body interactions, and becomes increasingly complex as the energy and density grow. Furthermore, both static and dynamical quantities are intensely studied in nuclear physics. The first adoption of quantum algorithms for the quantum many-body problem was reported in the pioneering work of Ovrum and Hjorth-Jensen [OH07], followed by that of Dumitrescu et al. [Dum+18], in which the deuteron binding energy was quantum computed using a variational quantum eigensolver, and of Roggero et al. [RC18; Rog+20b] concerning nuclear response in electron- and neutrino-nucleus scattering, stimulating a growing body of work in similar problems [Rog+20a; Bar+22; Cho+21; Qia+21b; Hol+20; Tur+23; Tur+22; SBC22; Du+21a; Du+21b; Qia+21a; She+19; Pér+23; RS23]. As with quantum-chemistry simulations that

employ a variety of representations for the Hamiltonian, e.g., in first- or second-quantized forms [Kiv+17; Su+21; Bab+16; Jor12; Mol+16; Bab+17a] and momentum- or position-space bases [Ste+22], the nuclear many-body problem can be cast in various representations adapted to the many-body method of choice. Each approach has its own systematic uncertainties associated with ways the degrees of freedom are truncated to fit the problem within the computational resources available. For example, the aforementioned work of Roggero et al. [Rog+20b] adopts a (spatial) lattice formulation with the leading-order chiral EFT Hamiltonian with contact two- and three-body interactions [Lee09; LM19], and performs a thorough algorithmic analysis to estimate the resources used to compute time evolution of the system within given accuracy, using first- and second-order product formulae [Suz91; Wie+10; Chi+21]. Subsequently, there has been more progress in bounding the errors in digitized time dynamics using product formulae. For example, it is known that information about properties of the state under evolution, such as its symmetries and energy domain, can greatly tighten the bounds [SHC21; YC21; SS21; Zha+22]. Such improved bounds are crucial for accurately estimating simulation costs.

We should also investigate the algorithmic cost of more realistic nuclear Hamiltonians, given that more complex effective interactions are in play when larger nuclei or denser environments are concerned—systems that are prime candidates for quantum-computing applications. For example, pion exchanges and, eventually, pion production become kinematically relevant as atomic numbers and momentum transfers increase, making the use of pionless EFT [KSW96; KSW98; Van99; BHV99; CRS99; BV02] insufficient. A primary question is how to efficiently simulate a system described by a pionful Hamiltonian, and whether it is computationally advantageous to treat pions as dynamical degrees of freedom, or—as is standard in the framework of chiral nuclear forces—to integrate them out to obtain long-range potentials such as one-, two-, and multi-pion exchange potentials [Wei90; Wei91; ME11; EHM09]. In other words, is it beneficial to work with pion potentials, resulting in a non-local formulation, or to restore locality at the cost of introducing pions explicitly? This question has parallels in lattice-gauge-theory simulations and has been recently investigated for one-dimensional theories [Ngu+22; Sha+20]. Additionally, nucleons are fermions in a three-dimensional space, and mapping them to qubit degrees of freedom introduces a gate overhead in non-local mappings such as the Jordan-Wigner transformation [JW28], or both qubit and gate overhead in local mappings such as the Verstraete-Cirac encoding [VC05]. The interplay between the (non-)locality of interactions and the (non-)locality of the fermion-to-qubit mapping is also a key feature to investigate.

This paper provides the first steps toward addressing the questions posed above, taking the developments in algorithmic analysis for quantum simulation of nuclear lattice EFTs to the next level. In particular, we combine more efficient constant-circuit-depth fermion-to-qubit encodings with state-of-the-art error-bound analysis for product-formula simulations, including symmetry considerations, to obtain substantially improved cost estimates for simulating time evolution and estimating the energy spectrum of a nucleus using the leading-order Hamiltonian. We also provide the first cost estimates for simulations involving pions. The costs estimates are given in terms of 2-qubit circuit depths and T-gate counts.

The rest of the paper is organized as follows. In [Section 2](#), we review the nuclear EFTs of relevance to this study, their representation on a discretized finite spatial cubic lattice, and the fermion-to-qubit mappings that we consider. We also review our simulation strategy based on product formulae for digitizing the time-evolution operator and commutator bounds quantifying the accuracy of such formulae, as well as energy spectroscopy based on the standard quantum-phase-estimation algorithm. In [Section 3](#), we introduce the mapping of both pionless and pionful EFT interactions to Pauli operators. In [Section 4](#), we present the circuit decomposition of each step of the Trotterized time evolution in all the theories considered and estimate resource requirements for both near- and far-term quantum computing. In [Section 5](#), we derive a new bound on the accuracy of the p th-order product formula using an improvement arising from fermion-number conservation, and apply this result to the pionless EFT. In [Section 6](#), we analyze the full cost of the simulation, including time evolution and energy-spectroscopy costs. In [Section 7](#), we present a summary of our results, along with remarks on further improvements and future directions. [Appendices A to F](#) supplement various discussions in the paper and provide detailed derivations of a number of results introduced in the main text.

2 Preliminaries

The goal of this section is to review basic aspects of nuclear physics and nuclear EFTs, as well as quantum-simulation theory of relevance to this work. In particular, we motivate the set of nuclear Hamiltonians studied in this work, and give

a brief overview of fermion-to-qubit mappings, product-formula methods for quantum simulation, and quantum phase estimation for energy spectroscopy. While parts of this section will likely be elementary to experts in the respective fields, the Section serves to set up the problem and introduce our notation.

2.1 Nuclear Effective Field Theories

The underlying interactions governing all nuclear phenomena are those of the Standard Model of particle physics: the strong and electroweak interactions. To calculate properties of nuclei from the Standard Model—in particular via QCD, the theory of the strong force—non-perturbative methods such as numerical Monte Carlo simulations are required. However, certain features of QCD allow for a more computationally tractable organization of hadronic and nuclear systems. The most consequential feature is perhaps confinement, the notion that the low-energy degrees of freedom in QCD are not quarks and gluons, but rather confined composite states of those constituents, called hadrons. The other significant feature of interactions in QCD is an approximate chiral symmetry, the property that the nearly massless left- and right-handed light quarks transform independently under a non-Abelian $SU(2)$ quark-flavor symmetry. This symmetry breaks spontaneously in the vacuum, generating a set of (pseudo-)Goldstone bosons called pions, with masses much smaller than those of the other hadrons.¹ The interactions of pions with themselves and with the other hadrons are greatly constrained because of this chiral symmetry breaking, since Goldstone bosons interact only with derivative couplings, so at low energies they become almost non-interacting. Chiral symmetry also relates various interactions' strengths as well as the couplings to external electromagnetic and weak currents of the Standard Model.

At low energies, a systematic expansion in powers of Q/Λ_χ and m_π/Λ_χ , called chiral perturbation theory [GL84; Leu94], describes the interactions of pions among themselves and with other hadrons, including with the nucleons. Here, Q is any intrinsic momentum in the process, e.g., the relative momentum of hadrons in a scattering process or the momentum transfer in the response of the hadron to an external probe, m_π is the mass of the pion, and Λ_χ is the energy scale above which chiral perturbation theory breaks down, estimated to be around the mass of the ρ resonance ($m_\rho \approx 770$ [MeV] [Gro+22]). Chiral perturbation theory is one of the most successful theories of hadronic physics. Once its interaction couplings, called low-energy constants, were constrained by experimental data in a few processes, the theory was used to make many non-trivial predictions for other processes, order-by-order in a momentum expansion [Eck95; SS11; Sch03].

However, for systems composed of two or more nucleons, chiral perturbation theory does not apply. In contrast to pions, whose interactions are governed by their (pseudo) Goldstone-boson nature, interactions of nucleons do not vanish at low energies. Furthermore, nucleons can interact strongly, hence the formation of atomic nuclei, which are bound states of protons and neutrons. Such features cannot be described by perturbation theory. Weinberg, nevertheless, developed an EFT that combines a perturbative nuclear potential with a non-perturbative solution to the corresponding Schrödinger equation to generate non-perturbative features such as bound states, and to compute scattering amplitudes [Wei90; Wei91]. Unfortunately, the convergence rate of the Weinberg scheme in some two-nucleon scattering channels is poor [Bea+02]. Furthermore, due to the mixing of different perturbative orders in solving the Schrödinger equation, scattering observables computed within this scheme show sensitivity to the ultraviolet cutoff of the effective description [NTK05; Gri20; Van20]. Kaplan, Savage, and Wise (KSW) came up with a strictly perturbative approach to compute observables, after non-perturbatively summing up the leading-order contact interactions of two nucleons [KSW96; KSW98]. This approach fixes the convergence issue of the Weinberg approach in some channels, but fails to converge in channels in which the Weinberg scheme works well [FMS00]. Despite the success of both the Weinberg and KSW schemes and their descendants in *ab initio* nuclear many-body studies (i.e., those based on nucleonic degrees of freedom), and an enhanced understanding of their limitations, the search for the most reliable EFT of nuclear forces with pions continues [Bea+02; NTK05; Bir06; EM13; Val+17; WL+19; Kap20; Gri20; Van20; HKV20].

At momenta much lower than the pion mass, another EFT, called pionless EFT, is applicable. In the pionless EFT, pions are integrated out and their effects are included only implicitly in the interactions between nucleons [KSW96; KSW98; Van99; BHV99; CRS99; BV02]. Pionless EFT has shown more robust convergence properties for a range of observables in two- and multi-nucleon systems [HKV20], but its range of validity is limited to rather small momenta.

Quantum computing has the potential to simulate nuclear systems that are out of reach of classical numerical methods.

¹Pions would be strictly massless if the original chiral symmetry were exact. Due to a non-zero but small mass for the u and d quarks, chiral symmetry is explicitly broken, but only by a small perturbative amount.

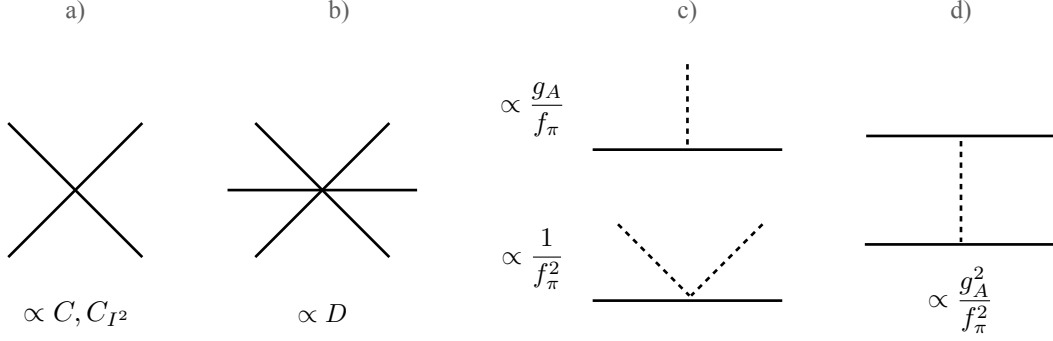


Figure 1: Feynman diagrams that schematically represent the various interactions encountered at leading order in the pionless and pionful chiral EFTs of nuclear forces. Solid lines denote nucleons (of various spin and isospin flavors) and dashed lines are pions (of various isospin flavors). The full momentum (position), spin, and isospin dependence of the interactions should be deduced from the Hamiltonians given in the main text. a) and b) depict contact two- and three-nucleon forces, respectively. c) displays the axial-vector and the Weinberg-Tomozawa pion-nucleon couplings. d) depicts the OPE potential.

Capitalizing on the success of classical computing in addressing increasingly large nuclear isotopes using pionless and pionful chiral EFTs [Her20; Tew+20], it is natural to develop quantum methods based on the same effective descriptions. Therefore, we adopt the pionless and pionful chiral effective field theories of nuclear forces as the starting point for our algorithmic analysis. This analysis is limited to leading-order interactions in the Weinberg power counting of the potential, in which both contact interactions of nucleons and the one-pion exchange contribution to the potential come at leading order. For the pionless EFT, beside the leading two-nucleon contact interactions, the three-nucleon contact interaction is further included, since the latter is necessary to properly renormalize the theory at leading order [BHV99; BV02]. The interactions are then discretized on a spatial lattice of finite size to form a lattice nuclear EFT. While the continuum limit of such a theory is not well-defined (consistent with non-renormalizability of EFTs in general), the bulk limit can be taken at reasonably small lattice spacings, and discretization effects can be properly quantified and controlled [Kle+15; KLM18]. Quantum algorithms for other formulations of the same problem, such as continuum and momentum-space methods [Car+15; BNV13; Hag+14; Car+13; Her+16], should also be developed to investigate their resource requirements, but we leave this to future work.

The leading-order Hamiltonian does not distinguish between neutrons and protons, nor between the three species of pions. This limit is called the isospin-symmetric point.² While the explicit forms of the leading-order Hamiltonian on the lattice for both pionless and pionful effective field theories are provided in Section 3, it is instructive to qualitatively introduce the various interaction terms that are in play. First, in the isospin-symmetric limit, the nucleons can be represented as a doublet in the so-called isospin space—a two-dimensional vector space associated with the internal flavor space of the nucleon, such that the upper isospin component of a nucleon is a proton and its lower component is a neutron. In other words, $N = \begin{pmatrix} p \\ n \end{pmatrix}$, where for the proton $I = \frac{1}{2}$ and $I_3 = \frac{1}{2}$, and for the neutron $I = \frac{1}{2}$ and $I_3 = -\frac{1}{2}$, with I and I_3 being the total isospin and its third Cartesian component, respectively. Each proton and neutron, furthermore, is a doublet in the spin space, giving the spin-up proton $S = \frac{1}{2}$ and $S_3 = \frac{1}{2}$, and the spin-down proton $S = \frac{1}{2}$ and $S_3 = -\frac{1}{2}$, and similarly for the neutrons. Here, S and S_3 are the total spin and its third Cartesian component, respectively. While the system of two nucleons at low energies, corresponding to an s-wave orbital angular momentum, can naively constitute four distinct states, corresponding to total isospin and spin $(I = 0, S = 0)$, $(I = 0, S = 1)$, $(I = 1, S = 0)$, and $(I = 1, S = 1)$, only the so-called isosinglet $(I = 0, S = 1)$ and isotriplet $(I = 1, S = 0)$ channels are allowed. This is due to the fact that nucleons are fermions, and by the Pauli exclusion principle, their total wavefunction must be antisymmetric under the exchange of the two nucleons. This results in only two independent two-nucleon low-energy constants, denoted C and C_{I^2} in the Hamiltonians in Eqs. (67) and (68), and depicted in Fig. 1a. In the pionless EFT, the three-nucleon interaction is given in Eq. (53) and depicted in Fig. 1b. Here, a single low-energy constant, D , is sufficient to ensure renormalizability at leading order [BHV99; BV02].

Besides the contact interactions in the pionful chiral EFT, nucleons interact with pions with a form that is constrained

²This arises from nearly equal masses of u and d quarks, and the blindness of strong interactions to the (different) electric charge of the two quarks.

by chiral symmetry. As a result of this interaction, two nucleons can also interact by exchanging a pion at leading order in the chiral EFT, and by exchanging multiple pions at higher orders [ME11]. This interaction introduces non-trivial spin and isospin dependence into the nuclear force. At low energies, where the dynamics of pions can be neglected, a static pion potential can be considered, with a dependence on the distance between nucleons, r , that is Yukawa-like: $V^{\text{OPE}}(r) \propto e^{-m_\pi r}/r$, where OPE stands for one-pion exchange. The form of this potential on the lattice is given in Eq. (69) and is diagrammatically represented in Fig. 1d. Alternatively, the pions can be included dynamically to keep the interactions local. Since pions are neutral and charged scalar fields, this case involves simultaneously simulating a coupled theory of bosonic and fermionic fields, as in Eqs. (80) to (83), and Fig. 1c). Pions can self-interact, but contributions from self-interactions of pions come at higher orders in the EFT and do not need to be simulated at leading order. In this work, we study both approaches to the inclusion of pions in nuclear EFT simulations.

The numerical values of the various constants in the nuclear EFT Hamiltonians of this work are summarized in Table 1. The values of low-energy constants are (energy) scale-dependent, and the relevant values, along with the volume and lattice-spacing values, are quoted in the corresponding sections for numerical cost evaluations. We work in the unit system in which $\hbar = c = 1$, where \hbar is the reduced Planck constant and c is the speed of light.

Quantity	Symbol	Value
Nucleon mass	M	938 MeV
Pion mass	m_π	135 MeV
Nucleon axial charge	g_A	1.26
Pion decay constant	f_π	93 MeV

Table 1: The constant quantities used in this study and their (approximate) values. Although protons and neutrons, as well as the different species of pions, have slightly different masses, these differences can be neglected at leading order in the chiral nuclear forces.

2.2 Setting up the Problem on a Spatial Lattice

One way to study nuclear EFTs using a digital computer is to discretize them on a spatial lattice [LM19; Lee09], as discussed in the preceding section. In this section, we introduce our lattice setup and the discretized degrees of freedom. Explicit Hamiltonians and their encodings into qubit systems will be presented in Section 3.

Throughout this work, D denotes the spatial dimension, where $D = 3$ for the nuclear EFT Hamiltonians. The $L \times L \times L$ cubic lattice is denoted $\Lambda(L)$. The lattice spacing a_L is typically in the range 1–2 fm. Where convenient, we use standard Cartesian coordinates $\mathbf{x} = (x_1, x_2, x_3)$ to denote a position on the lattice.

At each lattice site, operations can occur on four distinct degrees of freedom, corresponding to the spin-1/2 and isospin-1/2 internal space of the nucleon. We let σ_S with $S \in \{1, 2, 3\}$ denote Pauli matrices acting on the spin space, and τ_I with $I \in \{1, 2, 3\}$ denote Pauli matrices acting on the isospin space,³ where $\sigma_1 = \tau_1 = X$, $\sigma_2 = \tau_2 = Y$, and $\sigma_3 = \tau_3 = Z$. Furthermore, $[\sigma_S]_{\alpha\beta}$ denotes the $(\alpha, \beta)^{\text{th}}$ entry of the matrix σ_S , and $\sigma \cdot \sigma = \sum_{S=1}^3 \sigma_S \sigma_S$. Similar relations hold for τ_I . The totally anti-symmetric tensor in both spaces is denoted $\epsilon_{\alpha\beta\gamma}$.

The fermionic annihilation and creation operators at site $\mathbf{x} \in \Lambda(L)$ for species σ are denoted by $a_\sigma(\mathbf{x})$ and $a_\sigma^\dagger(\mathbf{x})$, respectively, where σ runs over protons, neutrons, and their spin states: $\sigma \in \{\uparrow, \downarrow\} \times \{\text{proton, neutron}\}$. In other words,

$$a_{00}(\mathbf{x}) = a_{\uparrow p}(\mathbf{x}), \quad a_{01}(\mathbf{x}) = a_{\uparrow n}(\mathbf{x}), \quad a_{10}(\mathbf{x}) = a_{\downarrow p}(\mathbf{x}), \quad a_{11}(\mathbf{x}) = a_{\downarrow n}(\mathbf{x}). \quad (1)$$

Occasionally, the position argument x may be left implicit. The hat notation on the operators will not be used, and the operator nature of symbols should be deduced from their context. The fermionic creation and annihilation operators

³These Pauli matrices should not be confused with the Pauli matrices acting on the Hilbert space associated with qubits, which are introduced later. The former Pauli matrices are introduced to organize the interactions among nucleons and pions in the spin and isospin spaces in a compact form, while the latter are the operators that act on the qubits in the quantum algorithms of this work.

satisfy

$$\{a_\sigma(\mathbf{x}), a_{\sigma'}^\dagger(\mathbf{y})\} = \delta_{\sigma,\sigma'} \delta_{\mathbf{x},\mathbf{y}}, \quad (2)$$

$$\{a_\sigma(\mathbf{x}), a_{\sigma'}(\mathbf{y})\} = 0, \quad (3)$$

$$\{a_\sigma^\dagger(\mathbf{x}), a_{\sigma'}^\dagger(\mathbf{y})\} = 0, \quad (4)$$

where $\mathbf{x}, \mathbf{y} \in \Lambda(L)$ and $\delta_{\mathbf{x},\mathbf{y}} := \delta_{x_1,y_1} \delta_{x_2,y_2} \delta_{x_3,y_3}$. The number operator at site \mathbf{x} is denoted by $N_\sigma(\mathbf{x}) = a_\sigma^\dagger(\mathbf{x}) a_\sigma(\mathbf{x})$. The following fermionic bilinear operators will also be used throughout:

$$\rho(\mathbf{x}) = \sum_\alpha \sum_\beta a_{\alpha\beta}^\dagger(\mathbf{x}) a_{\alpha\beta}(\mathbf{x}), \quad (5)$$

$$\rho_S(\mathbf{x}) = \sum_{\alpha,\gamma} \sum_\beta a_{\alpha\beta}^\dagger(\mathbf{x}) [\sigma_S]_{\alpha\gamma} a_{\gamma\beta}(\mathbf{x}), \quad (6)$$

$$\rho_I(\mathbf{x}) = \sum_\alpha \sum_{\beta,\delta} a_{\alpha\beta}^\dagger(\mathbf{x}) [\tau_I]_{\beta\delta} a_{\alpha\delta}(\mathbf{x}), \quad (7)$$

$$\rho_{S,I}(\mathbf{x}) = \sum_{\alpha,\gamma} \sum_{\beta,\delta} a_{\alpha\beta}^\dagger(\mathbf{x}) [\sigma_S]_{\alpha\gamma} [\tau_I]_{\beta\delta} a_{\gamma\delta}(\mathbf{x}), \quad (8)$$

where S and I are run over the spin and isospin indices, respectively.

An operator F is *number preserving* if it is a sum of products of creation and annihilation operators, where each product has an equal number of creation and annihilation operators. For an operator A , $:A:$ is the normal-ordering operation, which places creation operators to the left of annihilation operators. We will also find it useful to define the following semi-norm, which is just the operator norm restricted to a subspace of a specified fixed number of fermions:

Definition 1 (Fermionic Semi-Norm (Section 2.3 of Ref. [SHC21])). *Let X be a number-preserving operator and let $|\psi_\eta\rangle$ and $|\phi_\eta\rangle$ be normalized states with exactly η fermions. Then, the fermionic semi-norm of X is*

$$\|X\|_\eta = \max_{|\psi_\eta\rangle, |\phi_\eta\rangle} |\langle \psi_\eta | X | \phi_\eta \rangle|. \quad (9)$$

Furthermore, if X is Hermitian, then

$$\|X\|_\eta = \max_{|\psi_\eta\rangle} |\langle \psi_\eta | X | \psi_\eta \rangle|. \quad (10)$$

Finally, we need a lattice-discretized formulation of pions. The pion field at lattice site \mathbf{x} is represented by $\pi_I(\mathbf{x})$ for the isospin indices $I \in \{1, 2, 3\}$, and the corresponding conjugate-momentum field is denoted $\Pi_I(x)$. The bosonic field operators satisfy the standard commutation relations

$$[\pi_I(\mathbf{x}), \Pi_{I'}(\mathbf{y})] = \frac{1}{a_L^D} \delta_{I,I'} \delta_{\mathbf{x},\mathbf{y}} \mathbb{1}, \quad (11)$$

$$[\pi_I(\mathbf{x}), \pi_{I'}(\mathbf{y})] = 0, \quad (12)$$

$$[\Pi_I(\mathbf{x}), \Pi_{I'}(\mathbf{y})] = 0. \quad (13)$$

To realize the fermionic and bosonic operators with operators acting on qubits, one needs to find a mapping that preserves the relevant (anti)commutation relations. The encoding schemes used in this work are introduced in the following section.

2.3 Encoding Fermions and Bosons in Qubits

Fermionic and bosonic Hamiltonians can be represented on a quantum computer by defining operators acting on qubits that maintain the necessary commutation or anticommutation relations. This section outlines the encodings that we use in this work.

2.3.1 Fermionic Field Encodings

A wide variety of fermionic encodings, i.e., methods of replicating the fermionic anticommutation relations with Pauli operators, have been developed for both classical- and quantum-computing applications. Formally, given a fermionic Hamiltonian H , an encoding corresponds to an isometry V that defines a qubit Hamiltonian

$$\tilde{H} = VHV^\dagger. \quad (14)$$

Then, perhaps restricting to an appropriate subspace, the Hamiltonians H and \tilde{H} are equivalent up to a unitary transformation, and the simulator Hamiltonian \tilde{H} replicates the physics of H within this subspace. Different encodings accomplish this task by mapping fermionic operators to different Pauli operators and using various numbers of qubits per fermionic mode, yielding different simulation costs. For a Pauli operator $S = \bigotimes_{i=1}^N P_i$, where $P_i \in \{I, X, Y, X\}$, the weight of S is defined as the number of non-identity P_i operators. Lower-weight operators lead to shorter-depth simulation circuits, whereas a low number of qubits per fermionic mode reduces the overhead in the number of qubits needed for the simulation. Typically, these features must be balanced since optimizing for one of them may negatively impact the other [CW20; BD23; CK22].

For instance, the well-known Jordan-Wigner encoding [JW28] uses only one qubit per fermionic mode, but requires Pauli operators of weight $O(L^{D-1})$ (the so-called Jordan-Wigner strings) on a D -dimensional spatial lattice. Lower-weight schemes include the Bravyi-Kitaev scheme, with operators of weight $O(\log(L))$ [BK02], its generalizations [WHT16; CW20; BD23], and others [SW18; Jia+20]. If the interactions described by the fermionic Hamiltonian are physically local, there exist encodings that produce terms with only constant-weight interactions. Examples include the Bravyi-Kitaev superfast encoding [BK02] and its generalizations [Set+19], the Verstraete-Cirac encoding [VC05], Majorana loop stabilizer codes [Jia+19], the compact encoding [Der+21; DK21], and bosonization schemes [Che20; CX+23]. Finally, recent work has shown how to achieve essentially optimal fermionic encodings (relative to a certain cost function) for translation-invariant systems by searching over the space of possible encodings [CK22]. Determining what this cost function should be for a particular task depends on multiple factors including, but not limited to, the locality of the Hamiltonian’s interactions, whether the physical interactions preserve the number of fermions, the dimensionality of the physical space, the number of species of fermions, the architecture of the quantum computer, and constraints on circuit depth and qubit numbers.

In this paper, we choose an encoding that provides significant advantage over the common Jordan-Wigner encoding. In particular, we work primarily with the Verstraete-Cirac (VC) encoding [VC05]. As previously mentioned, this encoding has the advantage that, for local interactions on a 3D lattice (e.g., hopping between neighboring lattice sites), the qubit Hamiltonian has constant-weight terms. Furthermore, the number of ancillary qubits introduced by the encoding depends only on the dimensionality of the lattice, not the number of species of fermions. We also show that compact encoding of Ref. [Der+21] provides similar advantages for the pionless EFT. The question of whether these fermionic encodings are “optimal” depends on multiple factors, including device architecture, availability of qubits versus available circuit depth, and many other factors.

The Verstraete-Cirac encoding. As mentioned before, the Jordan-Wigner strings are inherently non-local. The fundamental idea underlying the VC encoding is that, by adding unphysical “auxiliary fermions” to all physical sites, one can modify the Hamiltonian such that the Jordan-Wigner strings associated with these auxiliary fermions cancel out the Jordan-Wigner strings of the physical fermions on the same site, making many of the previously non-local interactions local. When restricting to a particular subspace of these auxiliary fermions on which the new, modified Hamiltonian acts on invariantly, one obtains a qubit Hamiltonian that acts on the physical part of the Hilbert space in a way that preserves the relevant physics (see Refs. [VC05; Bau+20b] for detailed reviews). The simulation must be initiated in the proper subspace, adding additional state-preparation cost, which can be performed in $O(1)$ circuit depth (see Appendix A). We do not analyze this cost further, instead focusing on resource estimates for time evolution and spectroscopy.

Nuclear-EFT Hamiltonians involve four distinct fermion species, corresponding to (non-relativistic) protons and neutrons, with two spin states each. On a cubic lattice in $D = 3$ spatial dimensions, the VC encoding uses $\lceil D/2 \rceil = 2$ additional qubits per spatial lattice site to maintain locality. This gives a total of $4 + 2 = 6$ qubits per physical site on the lattice, i.e., 1.5 qubits per fermionic mode per site. The two auxiliary fermionic modes corresponding to physical spatial site i will be labeled as μ and ν , where i runs from 1 to L^3 . The fermion species in the Jordan-Wigner string are then labeled at a particular lattice site as $\uparrow p, \downarrow p, \uparrow n, \downarrow n, \mu, \nu$, as shown in Fig. 2.

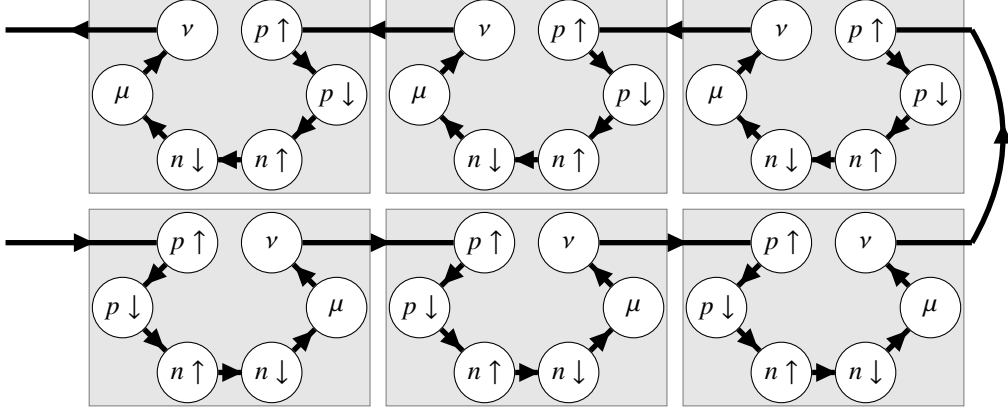


Figure 2: A sketch of how the Jordan-Wigner string appears in the x - y plane for the VC encoding. Shaded rectangles denote spatial sites on the lattice, while circles represent qubits used to encode fermions. The physical qubits are labeled by the fermions they represent, and the auxiliary fermions are denoted by μ and ν . The string is purely illustrative of the order in which the sites appear in the fermionic operators and has no physical interpretation. A similar pattern is assumed once all sites at a given sheet in the x - y plane are traversed and the string connects to a site in the neighboring sheet along the z direction, as shown in Fig. 17 in Appendix A.

We denote the Pauli Z operators at site i on the respective qubits as $Z_i^{\uparrow p}, Z_i^{\downarrow p}, Z_i^{\uparrow n}, Z_i^{\downarrow n}, Z_i^{\mu}, Z_i^{\nu}$, with similar notation for the Pauli X and Y operators. The qubit representations \tilde{a}_{σ} of the fermionic annihilation operators a_{σ} for species σ are

$$\tilde{a}_{\uparrow p}(j) = \frac{1}{2} \left(\prod_{i < j} Z_i^{\uparrow p} Z_i^{\downarrow p} Z_i^{\uparrow n} Z_i^{\downarrow n} Z_{i'} Z_{i''} \right) (X_j^{\uparrow p} + iY_j^{\uparrow p}), \quad (15)$$

$$\tilde{a}_{\downarrow p}(j) = \frac{1}{2} \left(\prod_{i < j} Z_i^{\uparrow p} Z_i^{\downarrow p} Z_i^{\uparrow n} Z_i^{\downarrow n} Z_{i'} Z_{i''} \right) Z_j^{\uparrow p} (X_j^{\downarrow p} + iY_j^{\downarrow p}), \quad (16)$$

$$\tilde{a}_{\uparrow n}(j) = \frac{1}{2} \left(\prod_{i < j} Z_i^{\uparrow p} Z_i^{\downarrow p} Z_i^{\uparrow n} Z_i^{\downarrow n} Z_{i'} Z_{i''} \right) Z_j^{\uparrow p} Z_j^{\downarrow p} (X_j^{\uparrow n} + iY_j^{\uparrow n}), \quad (17)$$

$$\tilde{a}_{\downarrow n}(j) = \frac{1}{2} \left(\prod_{i < j} Z_i^{\uparrow p} Z_i^{\downarrow p} Z_i^{\uparrow n} Z_i^{\downarrow n} Z_{i'} Z_{i''} \right) Z_j^{\uparrow p} Z_j^{\downarrow p} Z_j^{\uparrow n} (X_j^{\downarrow n} + iY_j^{\downarrow n}), \quad (18)$$

with creation operators defined straightforwardly by Hermitian conjugation.

We now introduce the Majorana operators of the two auxiliary fermions associated with site j , defined as

$$\tilde{\mu}(j) = \left(\prod_{i < j} Z_i^{\uparrow p} Z_i^{\downarrow p} Z_i^{\uparrow n} Z_i^{\downarrow n} Z_{i'} Z_{i''} \right) Z_j^{\uparrow p} Z_j^{\downarrow p} Z_j^{\uparrow n} Z_j^{\downarrow n} X_j^{\mu}, \quad (19)$$

$$\tilde{\bar{\mu}}(j) = \left(\prod_{i < j} Z_i^{\uparrow p} Z_i^{\downarrow p} Z_i^{\uparrow n} Z_i^{\downarrow n} Z_{i'} Z_{i''} \right) Z_j^{\uparrow p} Z_j^{\downarrow p} Z_j^{\uparrow n} Z_j^{\downarrow n} Y_j^{\mu}, \quad (20)$$

$$\tilde{\nu}(j) = \left(\prod_{i < j} Z_i^{\uparrow p} Z_i^{\downarrow p} Z_i^{\uparrow n} Z_i^{\downarrow n} Z_{i'} Z_{i''} \right) Z_j^{\uparrow p} Z_j^{\downarrow p} Z_j^{\uparrow n} Z_j^{\downarrow n} Z_j^{\mu} X_j^{\nu}, \quad (21)$$

$$\tilde{\bar{\nu}}(j) = \left(\prod_{i < j} Z_i^{\uparrow p} Z_i^{\downarrow p} Z_i^{\uparrow n} Z_i^{\downarrow n} Z_{i'} Z_{i''} \right) Z_j^{\uparrow p} Z_j^{\downarrow p} Z_j^{\uparrow n} Z_j^{\downarrow n} Z_j^{\mu} Y_j^{\nu}. \quad (22)$$

The goal is to then use these auxiliary Majorana fermions to keep terms of the form $a_{\sigma}^{\dagger}(i)a_{\sigma}(j) + a_{\sigma}^{\dagger}(j)a_{\sigma}(i)$ when mapped to a qubit Hamiltonian. It is possible to restrict to a subspace in which, along certain paths on the lattice, the

relation $i\tilde{\mu}(i)\tilde{\mu}(j)|\psi\rangle = |\psi\rangle$ holds for nearest-neighbor pairs (i, j) . It can then be checked that the following mapping of hopping terms becomes local while preserving the operator on the physical fermions:

$$a_{\sigma}^{\dagger}(i)a_{\sigma}(j) + a_{\sigma}^{\dagger}(j)a_{\sigma}(i) \rightarrow \left(\tilde{a}_{\sigma}^{\dagger}(i)\tilde{a}_{\sigma}(j) + \tilde{a}_{\sigma}^{\dagger}(j)\tilde{a}_{\sigma}(i) \right) i\tilde{\mu}(i)\tilde{\mu}(j). \quad (23)$$

Provided one is in the relevant restricted subspace, the action of the right-hand side can be seen to be unchanged by the inclusion of $i\tilde{\mu}(i)\tilde{\mu}(j)$. A similar construction is then utilized for the $i\tilde{\nu}(i)\tilde{\nu}(j)$ along a different set of paths on the lattice. By properly choosing these paths, this construction allows mapping all nearest-neighbor fermionic terms in the physical Hamiltonian to nearest-neighbor interactions in the qubit Hamiltonian. See [Appendix A](#) for more details and examples concerning the mapping itself, and [Section 3](#) for its use in simulating nuclear EFTs.

The cubic compact encoding. For the pionless EFT, we investigate the three-dimensional version of the compact encoding [[Der+21](#), Sec. 7] and show that it can somewhat reduce circuit depths, at the expense of using more qubits. The underlying architecture is a cubic lattice, where some faces of the cubic unit cells have an additional ‘‘auxiliary’’ qubit embedded in them.

Working with Majorana operators $\gamma(\mathbf{x}) = a(\mathbf{x}) + a^{\dagger}(\mathbf{x})$ and $i\tilde{\gamma}(\mathbf{x}) = a(\mathbf{x}) - a^{\dagger}(\mathbf{x})$, one can construct edge and vertex operators, where the edge operators act between nearest-neighbor vertices (\mathbf{x}, \mathbf{y}) . These satisfy

$$E(\mathbf{x}, \mathbf{y}) = -i\gamma(\mathbf{x})\gamma(\mathbf{y}), \quad V(\mathbf{x}) = -i\gamma(\mathbf{x})\tilde{\gamma}(\mathbf{x}). \quad (24)$$

Furthermore, the edge operators satisfy a non-local condition for any closed loop of fermionic modes $\ell = (\mathbf{x}_1, \mathbf{x}_2, \dots, \mathbf{x}_{|\ell|})$, with $\mathbf{x}_1 = \mathbf{x}_{|\ell|}$:

$$i^{|\ell|} \prod_{\mathbf{x}=\mathbf{x}_1}^{\mathbf{x}_{|\ell|-1}} E(\mathbf{x}, \mathbf{x} + 1) = \mathbb{1}. \quad (25)$$

The edge and vertex operators suffice to construct the operators appearing in a fermionic parity-preserving Hamiltonian. To represent these operators on qubits, one needs to choose a qubit representation which satisfies all the (anti)commutation relations between $E(\mathbf{x}, \mathbf{y})$ and $V(\mathbf{x})$, as well as the loop condition in [Eq. \(25\)](#). A possible choice in terms of Pauli operators is

$$\tilde{V}(i) = Z_i, \quad (26)$$

$$\tilde{E}(i, j) = X_i Y_j P(i, j). \quad (27)$$

Here, $i(j)$ is the qubit index associated with site $\mathbf{x}(\mathbf{y})$, and $P(i, j)$ is a Pauli string of weight at most 2 acting on auxiliary qubits, which depends on the direction of the edge operator $\tilde{E}(i, j)$. We leave detailed definition of $P(i, j)$ to [Ref. \[DK21\]](#) and simply note that $\tilde{E}(i, j)$ is a Pauli string of weight at most 4. The compact encoding on a cubit lattice uses at most 2.5 qubits per fermionic mode. As will be shown later, we will only be interested in compact encoding for a *single species* of fermions. Hence, unlike the VC encoding, one does not need to consider how to embed multiple species simultaneously.

2.3.2 Bosonic Field Encodings

Field representation. When simulating EFTs with explicit bosonic degrees of freedom, i.e., the spin-0 pion fields, we need an encoding for the bosons. Following similar schemes as in [Refs. \[JLP12; JLP14; Jor+18; KS19\]](#) for digitizing scalar field theories, we primarily work with Hamiltonians for which the pion fields $\pi_I(\mathbf{x})$ are represented in the field basis in position space (sometimes called the JLP basis). This basis choice is motivated since i) all of the interactions in the Hamiltonians of this work are spatially local, and ii) many of them depend on $\pi_I(\mathbf{x})$ or $\pi_I^2(\mathbf{x})$, which are diagonal in this basis, resulting in circuits with lower gate complexity.

Since only a finite number of degrees of freedom can be encoded digitally, one must impose a cutoff on bosonic Hilbert spaces. Specifically, we put an upper bound π_{\max} on the pion-field strength, so that $-\pi_{\max} \leq \pi_I(\mathbf{x}) \leq \pi_{\max}$, and

introduce a digitization scale denoted by δ_π , such that π_{\max} is divisible by δ_π . Explicitly, for every lattice site \mathbf{x} , we introduce an operator which can be written in a diagonal basis as

$$\pi_I = \sum_{k=-\pi_{\max}}^{\pi_{\max}} \lambda_k |k\rangle \langle k|, \quad (28)$$

where $\lambda_k = -\pi_{\max} + \delta_\pi k$ increases in increments of δ_π so that there are $2\pi_{\max}/\delta_\pi + 1$ distinct eigenvalues. The errors introduced by the digitization and the cutoff are characterized in [Appendix C](#).

The digitized field operator is encoded by representing the eigenstates $|k\rangle$ with integers in either a unary or binary encoding. We focus on the latter, which reduces qubit counts without significantly increasing gate counts. In particular, a binary choice uses $n_b = \lceil \log(2\pi_{\max}/\delta_\pi + 1) \rceil$ qubits to encode the field strength (see e.g., the encoding of the electric field used in Ref. [\[Sha+20, Sec 3.2\]](#) and in Ref. [\[DSS22, Eq. \(56\)\]](#)). Explicitly, for a spatial site \mathbf{x} , and a pion field of species I ,

$$\pi_I(\mathbf{x}) = -\pi_{\max} \mathbb{1} + \frac{\delta_\pi}{2} \left((2^{n_b} - 1) \mathbb{1} - \sum_{m=0}^{n_b-1} 2^m Z_{\mathbf{x}}^{(m)} \right), \quad (29)$$

where $Z_{\mathbf{x}}^{(m)}$ is the Pauli Z operator acting on the m^{th} qubit at site \mathbf{x} , and $m = 0$ represents the least significant bit of a positive integer. This gives an explicit realization of [Eq. \(28\)](#) where computational basis states with binary representation of k have an eigenvalue $-\pi_{\max} + \delta_\pi k$. This scheme avoids dealing explicitly with encoding the sign and with performing signed arithmetic in binary.

Conjugate-momentum representation. The conjugate momentum $\Pi_I(\mathbf{x})$ to a pion field $\pi_I(\mathbf{x})$ satisfies the canonical commutation relations in [Eq. \(13\)](#). As a result, the basis in which $a_L^3 \Pi_I(\mathbf{x})$ is diagonal is the Fourier transform of the basis in which $\pi_I(\mathbf{x})$ is diagonal [[JLP12, Proposition 1](#)]. Let $U_{\text{QFT}}^{(I)}$ be the unitary representing the quantum Fourier transform (QFT) acting on $\mathbb{Z}_{2\pi_{\max}/\delta_\pi+1}$. Then,

$$\tilde{\Pi}_I(\mathbf{x}) = U_{\text{QFT}}^{(I)} \Pi_I(\mathbf{x}) U_{\text{QFT}}^{(I)\dagger}, \quad (30)$$

and the momentum operator $\tilde{\Pi}_I$ is diagonal in this basis:

$$\tilde{\Pi}_I = \sum_{k=-\Pi_{\max}}^{\Pi_{\max}} \tilde{\lambda}_k |k\rangle \langle k|, \quad (31)$$

where $\tilde{\lambda}_k = -\Pi_{\max} + \delta_\Pi k$ and δ_Π and Π_{\max} are defined as⁴

$$\delta_\Pi = \frac{2\pi}{a_L^3 \delta_\pi (2\pi_{\max}/\delta_\pi + 1)}, \quad \Pi_{\max} = \frac{\pi}{a_L^3 \delta_\pi}, \quad (32)$$

respectively, as per [Eq. \(10\)](#) of Ref. [\[KS19\]](#) or [Proposition 1](#) of Ref. [\[JLP12\]](#). Finally, the momentum operator can be written as a sum of Pauli operators in a binary encoding as

$$\tilde{\Pi}_I(\mathbf{x}) = -\frac{\pi}{a_L^3 \delta_\pi} + \frac{\pi}{a_L^3 \delta_\pi (2\pi_{\max}/\delta_\pi + 1)} \left((2^{n_b} - 1) \mathbb{1} - \sum_{m=0}^{n_b-1} 2^m Z_{\mathbf{x}}^{(m)} \right). \quad (33)$$

2.4 Quantum Simulation with Product Formulae

The most straightforward approach to quantum simulation employs product formulae to write the exponential of a sum of the Hamiltonian terms as a product of exponentials of the individual terms [[Llo96](#)]. This approach can be improved

⁴Throughout this manuscript, π without subscript and argument is simply the mathematical constant Pi.

by employing higher-order approximations such as a widely used recursive construction of Suzuki [Suz91], leading to asymptotically more efficient quantum-simulation algorithms [Chi04; Ber+07; Chi+21]. Product-formula simulations have been shown to perform well compared to more complex simulation algorithms [Chi+18], with the benefits of preserving the locality of the system being simulated and not requiring additional auxiliary qubits. Since the error of product-formula approximations is determined by norms of nested commutators of Hamiltonian terms (rather than simply the norms of the terms), this approach can perform well in practice [CS19; Chi+18; Sha+20].

The basic idea of product-formula simulation is to split the time evolution of a quantum Hamiltonian into a sequence of simpler evolutions for small time steps, each of which can be performed efficiently. Suppose one wishes to implement the unitary e^{-itH} , where $H = \sum_{\gamma=1}^{\Gamma} H_{\gamma}$, and suppose that each $e^{-itH_{\gamma}}$ can be implemented exactly (or almost exactly), for any desired time t , by a simple quantum circuit. Then, for the first-order product formula

$$\mathcal{P}_1(t) := \prod_{\gamma=1}^{\Gamma} e^{-itH_{\gamma}}, \quad (34)$$

it can be shown that [Chi+21, Proposition 9]

$$\|e^{-itH} - \mathcal{P}_1(t)\| \leq \frac{t^2}{2} \sum_{\gamma_1=1}^{\Gamma} \left\| \left[H_{\gamma_1}, \sum_{\gamma_2=\gamma_1+1}^{\Gamma} H_{\gamma_2} \right] \right\|. \quad (35)$$

Using the triangle inequality, the time evolution can be broken into r steps of length t/r , such that

$$\|e^{-itH} - \mathcal{P}_1(t)\| \leq r \|e^{-itH/r} - \mathcal{P}_1(t/r)\|. \quad (36)$$

Thus, to implement the time-evolution unitary with an overall error of at most ϵ_{prod} , it suffices to use

$$r = \frac{t^2}{2\epsilon_{\text{prod}}} \sum_{\gamma_1=1}^{\Gamma} \left\| \left[H_{\gamma_1}, \sum_{\gamma_2=\gamma_1+1}^{\Gamma} H_{\gamma_2} \right] \right\| \quad (37)$$

time steps. By choosing a sufficiently large r , time evolution can be simulated to any desired precision with only polynomial overhead in the simulation time.

As mentioned above, the asymptotic performance of this approach can be improved by using higher-order approximations. For example, for the second-order formula

$$\mathcal{P}_2(t) := \prod_{\gamma=1}^{\Gamma} e^{-itH_{\gamma}/2} \prod_{\gamma=\Gamma}^1 e^{-itH_{\gamma}/2}, \quad (38)$$

it can be shown that [Chi+21, Proposition 10]

$$\|e^{-itH} - \mathcal{P}_2(t)\| \leq \frac{t^3}{12} \sum_{\gamma_1=1}^{\Gamma} \left\| \left[\sum_{\gamma_3=\gamma_1+1}^{\Gamma} H_{\gamma_3}, \left[\sum_{\gamma_2=\gamma_1+1}^{\Gamma} H_{\gamma_2}, H_{\gamma_1} \right] \right] \right\| + \frac{t^3}{24} \sum_{\gamma_1=1}^{\Gamma} \left\| \left[H_{\gamma_1}, \left[H_{\gamma_1}, \sum_{\gamma_2=\gamma_1+1}^{\Gamma} H_{\gamma_2} \right] \right] \right\|. \quad (39)$$

Suzuki recursively defined p th-order product formulae for all even p as [Suz91]

$$\mathcal{P}_{p+2}(t) := \mathcal{P}_p^2(s_p t) \mathcal{P}_p((1-4s_p)t) \mathcal{P}_p^2(s_p t), \quad p \in 2\mathbb{N}, p \geq 2 \quad (40)$$

where

$$s_p := (4 - 4^{1/(p+1)})^{-1}. \quad (41)$$

The error of these higher-order formulae satisfies [Chi+21, Theorem 6 and Appendix E]

$$\|e^{-itH} - \mathcal{P}_p(t)\| \leq 2Y^{p+1} \frac{t^{p+1}}{p+1} \tilde{\alpha}_{\text{comm}}^{(p)}, \quad (42)$$

where $\Upsilon := 2 \times 5^{p/2-1}$ and

$$\tilde{\alpha}_{\text{comm}}^{(p)} := \sum_{\gamma_{p+1}, \gamma_p, \dots, \gamma_1=1}^{\Upsilon} \left\| [H_{\gamma_{p+1}} [H_{\gamma_p}, \dots [H_{\gamma_2}, H_{\gamma_1}]]] \right\|. \quad (43)$$

For constant p , the number of Trotter steps that ensures an error of at most ϵ_{prod} for a given time t scales as $O(t^{1+1/p} \epsilon_{\text{prod}}^{-1/p})$. Thus, higher-order product formulae offer asymptotically better performance for large t and small ϵ_{prod} . However, the rapid growth of $\tilde{\alpha}_{\text{comm}}^{(p)}$ with p restricts the order that should be used in practice for particular finite values of t and ϵ_{prod} . Nonetheless, it was found in Ref. [Chi+18] that even for small systems with tens of qubits, formulae with $p = 4$ or $p = 6$ can outperform lower-order formulae.

A significant portion of the current work consists of deriving good bounds on $\tilde{\alpha}_{\text{comm}}^{(p)}$ for particular nuclear EFT Hamiltonians by exploiting their known structure and *a priori* knowledge about the physical system. This allows us to minimize the gate counts needed to achieve a particular precision. In this work, we compute $\tilde{\alpha}_{\text{comm}}^{(p)}$ with $p = 1, 2$ for relevant Hamiltonians, and also find loose upper bounds on $\tilde{\alpha}_{\text{comm}}^{(p)}$ for higher-order ($p \geq 4$) formulae for some general fermionic Hamiltonians.

2.5 Spectroscopy via Quantum Phase Estimation

To benchmark nuclear-simulation algorithms and hardware, and to enable ab initio theoretical determinations of nuclear spectra for large atomic isotopes, nuclear spectroscopy will be a desired task for quantum computers. A common approach to determining an energy eigenvalue of a Hamiltonian is to use a Quantum Phase Estimation (QPE) routine. The QPE algorithm assumes an oracle has prepared an eigenstate (or a state with non-vanishing overlap with the eigenstate) whose eigenvalue is to be estimated. Textbook phase estimation involves circuits for inverse QFT on n ancillary qubits and controlled- U^{2^j} for all $j \in [0, n-1]$, where in our case, U is the unitary operator implementing (often an approximation to) e^{-itH} . Here, $0 < t < 2\pi/\|H\|$. Let us first assume that U implements e^{-itH} exactly. We will remove this assumption shortly. Consider an input eigenstate $|\lambda\rangle$, where $2\pi\lambda := -tE$ is an eigenvalue of the operator $-tH$, with E being the eigenenergy to be estimated. Note that the condition on t ensures that $0 \leq |\lambda| < 1$. The circuit first performs n Hadamard gates on n ancilla qubits that are initialized in $|0\rangle^{\otimes n}$, followed by controlled- U^{2^j} on the register holding the eigenstate, where the control is upon the j^{th} ancilla qubit. Finally, the circuit applies an inverse QFT to the ancillary register. This gives

$$|\lambda\rangle \otimes |0\rangle^{\otimes n} \xrightarrow{\text{QPE}} |\lambda\rangle \otimes \sum_{k=0}^{2^n-1} \left(\frac{1}{2^n} \sum_{j=0}^{2^n-1} e^{2\pi i(\lambda-2^{-n}k)j} \right) |k\rangle \quad (44)$$

$$= |\lambda\rangle \otimes \sum_{k=0}^{2^n-1} \left(\frac{1}{2^n} \sum_{j=0}^{2^n-1} e^{2\pi i\Delta\lambda j} \right) e^{2\pi i(\tilde{\lambda}-2^{-n}k)j} |k\rangle. \quad (45)$$

Here, $\tilde{\lambda}$ is the closest n -bit approximation to λ , that is $\lambda = \tilde{\lambda} + \Delta\lambda$ with $0 \leq |\Delta\lambda| \leq 2^{-n-1}$. Now if $\Delta\lambda = 0$, measuring the ancillary register will obtain $|\tilde{\lambda}\rangle = |\lambda\rangle$ with probability unity. For $\Delta\lambda \neq 0$, the measurement obtains $|\tilde{\lambda}\rangle$ with a fixed probability of at least $4/\pi^2$, which is obtained by bounding the absolute square of the geometric sum in the parentheses in Eq. (45), see e.g., Ref. [Cle+98]. To improve the guarantee on the probability, and for a fixed number of ancilla qubits n , one needs to compromise on the absolute error. Explicitly, it can be shown that, to reach an absolute error 2^{-m-1} on the eigenvalue with $m < n$, with a guaranteed success probability of $1 - \delta$, the number of ancilla qubits required is given by

$$n = m + \left\lceil \log_2 \left(\frac{1}{2\delta} + \frac{1}{2} \right) \right\rceil. \quad (46)$$

The eigenvalue estimate, $\tilde{\lambda}$, is obtained by rounding off the resulting n -bit string to its most significant m bits [Cle+98].

Among the variations of the standard QPE is the iterative algorithm which replaces n ancilla qubits and the costly QFT routines with a single ancilla qubit and n iterations of 1-qubit rotations, measurements, and classical feedback,

with the same probability of success as before, see Refs. [KSV02a; NC10]. Other improvements to the standard QPE, as well as other phase-estimation algorithms, have also been developed [KOS07; NWZ09; Ber+09; Hig+07; LT22; GTC19; LT20; Som19]; nonetheless, we consider only the iterative QPE in this work to keep the presentation simple.

For QPE, there are multiple sources of error in the extracted energy, but for the time being let us consider two primary sources: the error inherent to QPE due to the m -bit approximation of the output eigenvalue, and the error due to the approximate time evolution, which in this work amounts to using the product-formulae algorithms. One possibility is to use the error analysis from Ref. [Tra+19] to bound the difference between the full Hamiltonian and the Hamiltonian induced by Trotterization. However, for simplicity, we follow the error analysis from Refs. [Bab+18a; Ste+22] and estimate the error through the root-mean squared of the two error sources:

$$t\Delta E = \sqrt{\left(\frac{\pi}{2^m}\right)^2 + (t\Delta E_{\text{prod}})^2}. \quad (47)$$

As we will see, if a model simulation involves other sources of error beyond the ones accounted for in Eq. (47), they can be simply added to the product-formula error in this equation. We come back to this point in Section 5.3. Let us now proceed to bound $t\Delta E_{\text{prod}}$.

QPE Costs with $p = 1$ Product Formula. If H_{eff} is the effective Hamiltonian induced by the first-order product formula, i.e., $\mathcal{P}_1(t) = e^{-itH_{\text{eff}}}$, then

$$t\Delta E_{\text{prod}} \leq t \|H - H_{\text{eff}}\| \approx \|e^{-itH} - \mathcal{P}_1(t)\| \leq r \|e^{-itH/r} - \mathcal{P}_1(t/r)\| = r\epsilon_{\text{prod}}(t/r), \quad (48)$$

where ϵ_{prod} is defined in Eq. (37). Recall that t is upper bounded by $2\pi/\|H\|$. Therefore the largest possible $t\Delta E_{\text{prod}}$, that is $2\pi\Delta E_{\text{prod}}/\|H\|$, is bounded by $r\epsilon_{\text{prod}}(2\pi/(\|H\| r))$.

QPE Costs with $p = 2$ Product Formula. For $p = 2$ formulae, we have the similar bound

$$t\Delta E_{\text{prod}} \approx \|e^{-itH} - \mathcal{P}_2(t)\| \leq r \|e^{-itH/r} - \mathcal{P}_2(t/r)\| = r\epsilon_{\text{prod}}(t/r), \quad (49)$$

where $\epsilon_{\text{prod}} = \frac{16t^3}{3r^2} \tilde{\alpha}_{\text{comm}}^{(2)}$, with $\tilde{\alpha}_{\text{comm}}^{(2)}$ defined in Eq. (43).

3 Nuclear EFT Hamiltonians and their Qubit Encodings

In this section, the discretized EFT Hamiltonians of this work are explicitly represented in terms of Pauli operators on qubits, using the mappings introduced in Section 2.3. The interactions on a 2D representative plane of the 3D lattice are depicted schematically in Fig. 3.

3.1 The Pionless-EFT Hamiltonian

We start with the simplest Hamiltonian representing interactions among the nucleons. At low energies, the lattice-EFT Hamiltonian involves only the propagation of nucleons on the spatial lattice plus short-range (contact) interactions between the nucleons [HKV20]. We use the form of the Hamiltonian given in Ref. [Rog+20b], which assumes that the isotriplet and isosinglet scattering lengths are the same, hence only a single leading-order low-energy constant is sufficient for each of the two and three-nucleon contact interactions. Then, the Hamiltonian consists of three contributions:

$$H_{\pi} = H_{\text{free}} + H_{C_{\pi}} + H_{D_{\pi}}, \quad (50)$$

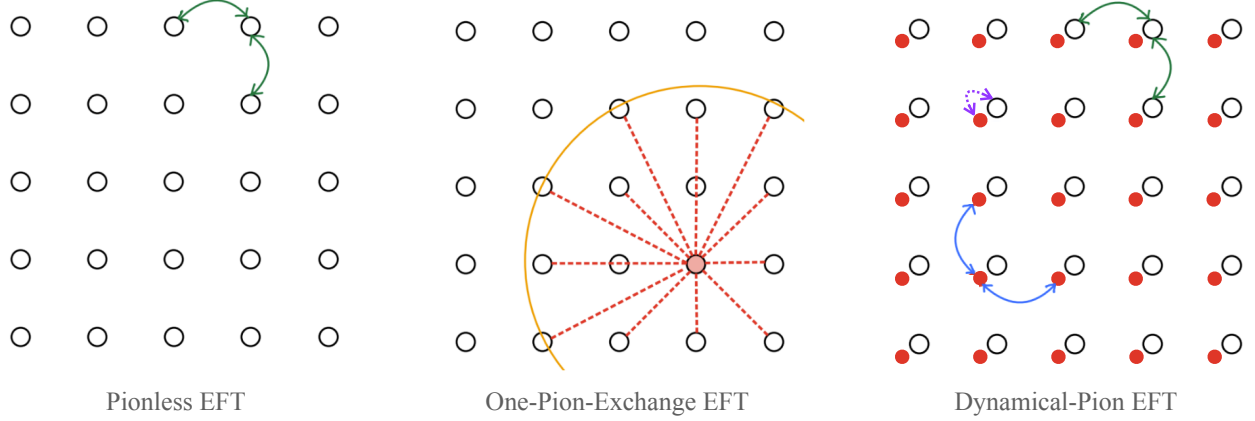


Figure 3: Schematic representation of various interactions in the different EFTs on a representative 2D plane of the 3D lattice. Hollow black circles denote fermionic sites. Red dots indicate the pion sites (if present in the theory). The pion lattice points are shifted slightly compared to nucleon lattice points for visual aid. Pions are only able to interact with the nucleons on the same spatial site, denoted by the purple dashed line. In all the EFTs, the nucleons are able to move between lattice sites. Only in the dynamical-pion EFT are the pions both present and able to move. In the one-pion exchange EFT, the interactions are denoted by dashed red lines and the interaction-range cutoff is denoted by an orange circle centered around any given nucleon (here a representative nucleon site is denoted by a filled pink circle).

where H_{free} describes free fermions and $H_{C_{\vec{\pi}}}$ and $H_{D_{\vec{\pi}}}$ are on-site interaction terms:

$$H_{\text{free}} = -h \sum_{\langle \mathbf{x}, \mathbf{y} \rangle} \sum_{\sigma} \left(a_{\sigma}^{\dagger}(\mathbf{x}) a_{\sigma}(\mathbf{y}) + a_{\sigma}^{\dagger}(\mathbf{y}) a_{\sigma}(\mathbf{x}) \right) + 6h \sum_{\mathbf{x}} \sum_{\sigma} N_{\sigma}(\mathbf{x}), \quad (51)$$

$$H_{C_{\vec{\pi}}} = \frac{C_{\vec{\pi}}}{2} \sum_{\mathbf{x}} \sum_{\sigma \neq \sigma'} N_{\sigma}(\mathbf{x}) N_{\sigma'}(\mathbf{x}), \quad (52)$$

$$H_{D_{\vec{\pi}}} = \frac{D_{\vec{\pi}}}{6} \sum_{\mathbf{x}} \sum_{\sigma \neq \sigma' \neq \sigma''} N_{\sigma}(\mathbf{x}) N_{\sigma'}(\mathbf{x}) N_{\sigma''}(\mathbf{x}). \quad (53)$$

Here, $h := \frac{1}{2Ma_L^2}$, $\langle \mathbf{x}, \mathbf{y} \rangle$ denotes nearest-neighbor points on the three-dimensional lattice, and $C_{\vec{\pi}}$ and $D_{\vec{\pi}}$ are low-energy constants which are constrained by fitting to scattering data, with values given in Table 2.

h [MeV]	$C_{\vec{\pi}}$ [MeV]	$D_{\vec{\pi}}$ [MeV]
10.58	-98.23	127.84

Table 2: Parameter values for the pionless-EFT Hamiltonian with lattice spacing $a_L = 1.4$ fm, taken from Ref. [Rog+20b]. The values of these low-energy constants vary with the lattice scale.

3.1.1 Encoding the Free-Fermion Terms (Verstraete-Cirac Encoding)

Each point \mathbf{x} (\mathbf{y} , etc.) on the lattice is first mapped to a qubit index i (j , etc.) along a Jordan-Wigner path. We then specify the VC paths along which the composite auxiliary Majorana operators $i\tilde{\mu}(i)\tilde{\mu}(j)$ or $i\tilde{\nu}(i)\tilde{\nu}(j)$ act, as depicted in Fig. 17 of Appendix A. The form of the hopping terms, therefore, depends on which axis they are along. Given our

choice, the hopping terms in H_{free} in Eq. (51) can be shown to map to the following operators:

$$\text{hopping along the } x \text{ axis: } h_{\sigma}^x(i, j) = a_{\sigma}^{\dagger}(i)a_{\sigma}(j) + a_{\sigma}^{\dagger}(j)a_{\sigma}(i) \rightarrow \tilde{a}_{\sigma}^{\dagger}(i)\tilde{a}_{\sigma}(j) + \tilde{a}_{\sigma}^{\dagger}(j)\tilde{a}_{\sigma}(i), \quad (54)$$

$$\text{hopping along the } y \text{ axis: } h_{\sigma}^y(i, j) = a_{\sigma}^{\dagger}(i)a_{\sigma}(j) + a_{\sigma}^{\dagger}(j)a_{\sigma}(i) \rightarrow \left(\tilde{a}_{\sigma}^{\dagger}(i)\tilde{a}_{\sigma}(j) + \tilde{a}_{\sigma}^{\dagger}(j)\tilde{a}_{\sigma}(i) \right) i\tilde{\mu}(i)\tilde{\mu}(j), \quad (55)$$

$$\text{hopping along the } z \text{ axis: } h_{\sigma}^z(i, j) = a_{\sigma}^{\dagger}(i)a_{\sigma}(j) + a_{\sigma}^{\dagger}(j)a_{\sigma}(i) \rightarrow \left(\tilde{a}_{\sigma}^{\dagger}(i)\tilde{a}_{\sigma}(j) + \tilde{a}_{\sigma}^{\dagger}(j)\tilde{a}_{\sigma}(i) \right) i\tilde{\nu}(i)\tilde{\nu}(j). \quad (56)$$

As an example, the hopping operators for the spin-down proton are as follows:

$$\tilde{h}_{\downarrow p}^x(i, j) = \frac{1}{2} \left(X_i^{\downarrow p} Y_j^{\downarrow p} + Y_i^{\downarrow p} X_j^{\downarrow p} \right) Z_i^{\uparrow n} Z_i^{\downarrow n} Z_{i'}^{\downarrow n} Z_{i''}^{\downarrow n} Z_j^{\uparrow p}, \quad (57)$$

$$\tilde{h}_{\downarrow p}^y(i, j) = \frac{1}{2} \left(Y_i^{\downarrow p} X_j^{\downarrow p} - X_i^{\downarrow p} Y_j^{\downarrow p} \right) Z_i^{\uparrow n} Z_i^{\downarrow n} X_{i'}^{\uparrow n} Z_j^{\downarrow n} Y_{j'}, \quad (58)$$

$$\tilde{h}_{\downarrow p}^z(i, j) = \frac{1}{2} \left(Y_i^{\downarrow p} X_j^{\downarrow p} - X_i^{\downarrow p} Y_j^{\downarrow p} \right) Z_i^{\uparrow n} Z_i^{\downarrow n} Z_{i'}^{\downarrow n} X_{i''}^{\uparrow n} Z_j^{\downarrow n} Z_{j'} Y_{j''}. \quad (59)$$

Here, it is assumed that $j > i$. The terms for all other species can be obtained similarly by noting the definitions in Eqs. (15) to (22), the Jordan-Wigner and associated VC paths in Appendix A, and the chosen ordering of the physical and auxiliary degrees of freedom on each lattice site as shown in Fig. 2. In general, the highest Pauli weight for hopping terms is 12, which appears in $\tilde{h}_{\downarrow p}^z(i, j)$.

Finally, the terms proportional to the number operator in H_{free} in Eq. (51) take a simple form when converted to a qubit Hamiltonian, as the number operator $N_{\sigma}(x) = a_{\sigma}^{\dagger}(x)a_{\sigma}(x)$ becomes

$$\tilde{N}_{\sigma}(i) = \frac{1}{2} (\mathbb{1} - Z_i^{\sigma}), \quad (60)$$

where i is the qubit index associated with lattice site x .

3.1.2 Encoding the Contact Terms

Using Eq. (60), the contact terms in Eqs. (52) and (53) can be straightforwardly written in terms of Pauli operators:

$$\tilde{H}_{C_{\#}} = \frac{C_{\#}}{8} \sum_i \sum_{\sigma \neq \sigma'} (\mathbb{1} - Z_i^{\sigma})(\mathbb{1} - Z_i^{\sigma'}), \quad (61)$$

$$\tilde{H}_{D_{\#}} = \frac{D_{\#}}{48} \sum_i \sum_{\sigma \neq \sigma' \neq \sigma''} (\mathbb{1} - Z_i^{\sigma})(\mathbb{1} - Z_i^{\sigma'})(\mathbb{1} - Z_i^{\sigma''}). \quad (62)$$

3.1.3 Pionless EFT and the Compact Encoding

Here, we consider an alternative to the VC encoding. To motivate this, first note that for the pionless-EFT Hamiltonian, the operators acting on different species of the nucleon are essentially independent in the following sense. Not only do $a_{\sigma}^{\dagger}(\mathbf{x})a_{\sigma}(j) + a_{\sigma}^{\dagger}(j)a_{\sigma}(\mathbf{x})$, $N_{\sigma}(\mathbf{x})N_{\sigma'}(\mathbf{x})$, and $N_{\sigma}(\mathbf{x})N_{\sigma'}(\mathbf{x})N_{\sigma''}(\mathbf{x})$ operators commute with the total number operator $\sum_{\mathbf{x}, \sigma} N_{\sigma}(\mathbf{x})$, but they also commute with the number operator for each species $\sum_{\mathbf{x}} N_{\sigma}(\mathbf{x})$ individually. As a result, $a_{\sigma}^{\dagger}(\mathbf{x})a_{\sigma}(\mathbf{y}) + a_{\sigma}^{\dagger}(\mathbf{y})a_{\sigma}(\mathbf{x})$, $N_{\sigma}(\mathbf{x})N_{\sigma'}(\mathbf{x})$, and $N_{\sigma}(\mathbf{x})N_{\sigma'}(\mathbf{x})N_{\sigma''}(\mathbf{x})$ are each block diagonal across the occupation basis for each respective species of the nucleon. That is, the subspace with only η nucleons can be decomposed as

$$\bigoplus_{n_1+n_2+n_3+n_4=\eta} \mathcal{H}_{\uparrow p}^{n_1} \otimes \mathcal{H}_{\downarrow p}^{n_2} \otimes \mathcal{H}_{\uparrow n}^{n_3} \otimes \mathcal{H}_{\downarrow n}^{n_4}, \quad (63)$$

where \mathcal{H}_{σ}^n denotes the subspace of n nucleons of species σ . The terms $a_{\sigma}^{\dagger}(\mathbf{x})a_{\sigma}(\mathbf{y}) + a_{\sigma}^{\dagger}(\mathbf{y})a_{\sigma}(\mathbf{x})$, $N_{\sigma}(\mathbf{x})N_{\sigma'}$, and $N_{\sigma}(\mathbf{x})N_{\sigma'}(\mathbf{x})N_{\sigma''}(\mathbf{x})$ are then block diagonal according to this decomposition. Since a number-preserving fermionic encoding must be able to represent the entire algebra of number-preserving operators (i.e., the algebra acting on the

subspace with a fixed fermion number), one can represent the terms in H_{free} , $H_{C_{\neq}}$, and $H_{D_{\neq}}$ as sums of tensor products of operators from *separate* fermionic encodings (i.e., each fermion species σ is encoded with a separate encoding). In other words, there is no need to implement the fermionic anticommutation relations between different nucleon species when implementing Hamiltonian evolution via a product formula that uses a Hamiltonian decomposition in which all terms of different species commute. Thus, each fermionic Hilbert space can be encoded *independently*.

One can use this observation to encode all four species of the nucleons separately and then “stack” these encodings together as a tensor product of separate fermionic encodings. In particular, we will use the compact encoding of Refs. [Der+21; DK21] to implement the evolution of the pionless EFT with reduced circuit depths, but with a larger qubit overhead. Using the compact encoding on a cubit lattice, the encoded number and hopping operators are

$$\tilde{N}_{\sigma}(i) = \frac{1}{2}(\mathbb{1} - Z_i^{\sigma}), \quad (64)$$

$$\tilde{h}_{\sigma}(i, j) = -\frac{i}{2}\tilde{E}_{\sigma}(i, j) (\tilde{V}_{\sigma}(j) - \tilde{V}_{\sigma}(i)), \quad (65)$$

where i denotes the qubit index of site \mathbf{x} , and $\tilde{V}_{\sigma}(j)$ and $\tilde{E}_{\sigma}(i, j)$ are given in Eqs. (26) and (27), respectively, with σ subscript denoting each encoded species. Here, the hopping term $\tilde{h}_{\sigma}(i, j)$ is given by the sum of two Pauli strings each with a weight of at most 4. This should be compared with the weight-12 operators for the VC encoding as per Eq. (59), which demonstrates how a lower circuit depth is achieved with a stacked compact encoding. Conveniently, the expression for the contact terms in the stacked compact encoding is identical to that in Section 3.1.2. Note that one could also “stack” VC encodings of the pionless-EFT Hamiltonian, but this gives slightly larger overheads. This is because now two auxiliary qubits need to be allocated to each nucleon species, and in turn the hopping interactions will have a Pauli weight of at most 6 instead of 12. This means there will need to be 3 qubits per fermion in a stacked VC encoding in contrast to 1.5 qubits per fermion in the regular VC encoding, with only a moderate gain in circuit depth. Hence, we will not consider the stacked VC encoding further.

For Hamiltonians that are not block diagonal in the occupation basis for each fermionic species individually, it is not generally possible to represent the terms in the Hamiltonian as sums of tensor products of individually encoded operators. Notably, the idea of stacking different fermionic encodings will not work for the other models studied in this work as they do not satisfy this condition.⁵ We emphasize that the concept of stacking encodings is an established technique (e.g., it was used in Ref. [CBC21]).

3.2 The One-Pion-Exchange Hamiltonian

Next, let us examine how a Hamiltonian involving the effect of pions is encoded. Explicitly encoding the pion fields and their interactions adds to the number of qubits needed for the simulation and further increases the circuit depth. As discussed in Section 2.1, instead of explicitly including pions, it may be useful to integrate them out. This leads to the generation of a long-range Yukawa-type interaction among the nucleons, i.e., a static potential corresponding to the exchange of one or more static pions among the nucleons. Since pions are not massless, the effective range of pion-exchange potentials drops off exponentially as a function of the distance among the nucleons, with a length scale set by the Compton wavelength of the pions, i.e., proportional to the inverse pion mass.

Within this formulation of nuclear EFTs, the effective Hamiltonian at leading order in Weinberg’s organizational scheme of interactions is given by [Wei90; Wei91]

$$H_{\text{OPE}} = H_{\text{free}} + H_C + H_{C_2} + H_{\text{LR}}, \quad (66)$$

where H_{free} is as in Eq. (51), H_C, H_{C_2} are on-site contact interactions, and H_{LR} is a long-range interaction that accounts

⁵For example, the terms comprising H_{LR} in Eq. (69) do not satisfy this condition as they mix nucleons of different species.

$\tilde{C}^{I=1}$ [MeV ⁻²]	$\tilde{C}^{I=0}$ [MeV ⁻²]	C [MeV]	C_{I^2} [MeV]
-5.021×10^{-5}	-5.714×10^{-5}	$\frac{1}{4a_L^3}(3\tilde{C}^{I=1} + \tilde{C}^{I=0})$	$\frac{1}{4a_L^3}(\tilde{C}^{I=1} - \tilde{C}^{I=0})$

Table 3: The values of low-energy constants for the OPE EFT Hamiltonian. The values of C and C_{I^2} are calculated from $\tilde{C}^{I=1}$ and $\tilde{C}^{I=0}$, which are taken from Eqs. (43) and (44) of Ref. [Bor+08].

for the OPE contribution:

$$H_C = \frac{C}{2} \sum_{\mathbf{x}} : \rho^2(\mathbf{x}) :, \quad (67)$$

$$H_{C_{I^2}} = \frac{C_{I^2}}{2} \sum_{\mathbf{x}} \sum_I : \rho_I^2(\mathbf{x}) :, \quad (68)$$

$$H_{\text{LR}} = \sum_{\alpha, \beta, \gamma, \delta} \sum_{\alpha', \beta', \gamma', \delta'} \sum_{\mathbf{x}, \mathbf{y}} [G(|\mathbf{x} - \mathbf{y}|)]_{\alpha' \beta' \alpha \beta \gamma' \delta' \gamma \delta} : a_{\alpha' \beta'}^\dagger(\mathbf{x}) a_{\gamma' \delta'}(\mathbf{x}) a_{\alpha \beta}^\dagger(\mathbf{y}) a_{\gamma \delta}(\mathbf{y}) :. \quad (69)$$

Here, $\mathbf{x}, \mathbf{y} \in \Lambda(L)$ as before, $I, J \in \{1, 2, 3\}$, and $\alpha, \beta, \gamma, \delta, \alpha', \beta', \gamma', \delta' \in \{1, 2\}$. The nucleonic bilinear operators $\rho(\mathbf{x})$ and $\rho_I(\mathbf{x})$ are defined in Eqs. (5) and (7), respectively, and the values of C and C_{I^2} (and the parameters they are calculated from) are given in Table 3. The function $G(|\mathbf{x} - \mathbf{y}|)$ in Eq. (69) is defined as

$$[G(|\mathbf{x} - \mathbf{y}|)]_{\alpha' \beta' \alpha \beta \gamma' \delta' \gamma \delta} := \frac{1}{12\pi} \left(\frac{g_A}{2f_\pi} \right)^2 \sum_I [\tau_I(\mathbf{x})]_{\beta' \delta'} [\tau_I(\mathbf{y})]_{\beta \delta} \left\{ m_\pi^2 \frac{e^{-m_\pi r}}{r} \left[[S_{12}]_{\alpha' \gamma' \alpha \gamma} \left(1 + \frac{3}{m_\pi r} + \frac{3}{m_\pi^2 r^2} \right) \right. \right. \\ \left. \left. + \sum_S [\sigma_S(\mathbf{x})_{\alpha' \gamma'} [\sigma_S(\mathbf{y})]_{\alpha \gamma}] - \frac{4\pi}{3} a_L^{-3} \sum_S [\sigma_S(\mathbf{x})_{\alpha' \gamma'} [\sigma_S(\mathbf{y})]_{\alpha \gamma} \delta_{\mathbf{x}, \mathbf{y}}] \right\}, \quad (70)$$

where $r = |\mathbf{x} - \mathbf{y}|$, and $r \neq 0$ is assumed in all but the last term in the curly brackets. Finally, S_{12} is defined as

$$[S_{12}]_{\alpha' \gamma' \alpha \gamma} := 3[\hat{\mathbf{x}} \cdot \boldsymbol{\sigma}(\mathbf{x})]_{\alpha' \gamma'} [\hat{\mathbf{y}} \cdot \boldsymbol{\sigma}(\mathbf{y})]_{\alpha \gamma} - \sum_S [\sigma_S(\mathbf{x})]_{\alpha' \gamma'} [\sigma_S(\mathbf{y})]_{\alpha \gamma}. \quad (71)$$

For future convenience, we define $H_{\text{LR}}(r)$ to be the subset of terms of H_{LR} in which the sum over spatial sites runs over only the points that satisfy $r = |\mathbf{x} - \mathbf{y}|$, i.e., the sum over \mathbf{x} and \mathbf{y} in Eq. (69) is replaced by $\sum_{|\mathbf{x} - \mathbf{y}|=r}$.

The free Hamiltonian can be encoded using the VC encoding in the same way as in Section 3.1.1, hence we focus on the contact and long-range interactions.

3.2.1 Encoding Contact Terms

Given the definition of ρ in Eq. (5), H_C in Eq. (67) can be written as a sum of number operators, giving

$$\tilde{H}_C = \frac{C}{8} \sum_i \sum_{\sigma, \sigma'} (\mathbb{1}_i^\sigma - Z_i^\sigma) (\mathbb{1}_i^{\sigma'} - Z_i^{\sigma'}), \quad (72)$$

with i being the qubit index of lattice site \mathbf{x} for each nucleon species σ (or σ'), which runs from 1 to L^3 . The $H_{C_{I^2}}$ term in Eq. (68) is slightly more complex as it mixes the creation and annihilation operators of different species of fermions on the same site [see the definition of ρ_I in Eq. (7)]. Explicitly,

$$H_{C_{I^2}} = \frac{C_{I^2}}{2} \sum_{\mathbf{x}} : \left[N_{\uparrow p}^2 + N_{\downarrow p}^2 + N_{\uparrow n}^2 + N_{\downarrow n}^2 - 6N_{\uparrow p} N_{\uparrow n} + 2N_{\uparrow p} N_{\downarrow p} - 2N_{\uparrow p} N_{\downarrow n} - 2N_{\downarrow p} N_{\uparrow n} + 2N_{\uparrow n} N_{\downarrow n} - 6N_{\downarrow p} N_{\downarrow n} \right. \\ \left. - 4 \left(a_{\uparrow p}^\dagger a_{\downarrow p} a_{\downarrow n}^\dagger a_{\uparrow n} + \text{h.c.} \right) \right] :, \quad (73)$$

where all the operators have an implicit \mathbf{x} dependence. To keep the presentation compact, we will not write out the encoded Hamiltonian for all these terms in full, but rather demonstrate how the term with the highest Pauli weight arises:

$$\begin{aligned} a_{\uparrow p}^\dagger(i) a_{\uparrow n}(i) a_{\downarrow n}^\dagger(i) a_{\downarrow p}(i) + \text{h.c.} &\rightarrow \frac{1}{16} (X_i^{\uparrow p} - iY_i^{\uparrow p})(X_i^{\uparrow n} + iY_i^{\uparrow n})(X_i^{\downarrow n} - iY_i^{\downarrow n})(X_i^{\downarrow p} + iY_i^{\downarrow p}) Z_i^{\uparrow n} Z_i^{\uparrow p} + \text{h.c.} \\ &= -\frac{1}{8} X_i^{\uparrow p} Y_i^{\uparrow n} X_i^{\downarrow n} Y_i^{\downarrow p} + (7 \text{ other terms}), \end{aligned} \quad (74)$$

with i being the qubit index of lattice site \mathbf{x} as before. The seven terms not shown are those including other possibilities with zero, two, and four X (or Y) Pauli matrices. Thus, such a term in $H_{C_{l^2}}$ consists of 8 strings, each with Pauli weight 4. All these Pauli strings commute. The rest of the terms in Eq. (73) depend on number operators, which map trivially according to Eq. (60). These will end up in strings with Pauli weights of at most two.

3.2.2 Encoding Long-Range Terms

The long-range Hamiltonian in Eq. (69) contains terms of the general form

$$: \rho_{S_1, I}(\mathbf{x}) \rho_{S_2, I}(\mathbf{y}) := - \left[\sum_{\alpha', \beta', \gamma', \delta'} a_{\alpha' \beta'}^\dagger(\mathbf{x}) [\sigma_{S_1}]_{\alpha' \gamma'} [\tau_I]_{\beta' \delta'} a_{\gamma' \delta'}(\mathbf{x}) \right] \left[\sum_{\alpha, \beta, \gamma, \delta} a_{\alpha \beta}^\dagger(\mathbf{y}) [\sigma_{S_2}]_{\alpha \gamma} [\tau_I]_{\beta \delta} a_{\gamma \delta}(\mathbf{y}) \right], \quad (75)$$

so it is a sum of fermionic terms of the form $a_{\alpha' \beta'}^\dagger(\mathbf{x}) a_{\gamma' \delta'}(\mathbf{x}) a_{\alpha \beta}^\dagger(\mathbf{y}) a_{\gamma \delta}(\mathbf{y}) + \text{h.c.}$ These can be expressed as hopping-like terms, where the hopping occurs between nucleons on any pair of sites. As an example, the highest-weight terms arise from

$$\begin{aligned} a_{\uparrow p}^\dagger(i) a_{\downarrow n}(i) a_{\uparrow p}^\dagger(j) a_{\downarrow n}(j) + \text{h.c.} &\rightarrow \frac{1}{16} \left[(X_i^{\uparrow p} - iY_i^{\uparrow p})(X_i^{\downarrow n} + iY_i^{\downarrow n}) Z_i^{\uparrow p} Z_i^{\downarrow p} Z_i^{\uparrow n} (X_j^{\uparrow p} - iY_j^{\uparrow p})(X_j^{\downarrow n} + iY_j^{\downarrow n}) Z_j^{\uparrow p} Z_j^{\downarrow p} Z_j^{\uparrow n} \right. \\ &\quad \left. + Z_j^{\uparrow n} Z_j^{\downarrow p} Z_j^{\uparrow p} (X_j^{\downarrow n} - iY_j^{\downarrow n})(X_j^{\uparrow p} + iY_j^{\uparrow p}) Z_i^{\uparrow n} Z_i^{\downarrow p} Z_i^{\uparrow p} (X_i^{\downarrow n} - iY_i^{\downarrow n})(X_i^{\uparrow p} + iY_i^{\uparrow p}) \right] \\ &= -\frac{1}{8} Y_i^{\uparrow p} X_i^{\downarrow n} Z_i^{\downarrow p} Z_i^{\uparrow n} Y_j^{\uparrow p} X_j^{\downarrow n} Z_j^{\downarrow p} Z_j^{\uparrow n} + (7 \text{ other terms}). \end{aligned} \quad (76)$$

All of the 8 Pauli strings have an even number of X operators, so they all commute. Each string has Pauli weight 8.

3.2.3 Simulation with a Truncated Long-Range Hamiltonian

Since the long-range terms decay exponentially with the distance between the nucleons, we can simplify the Hamiltonian by introducing a cutoff, beyond which the interactions are weak enough to be neglected. This reduces the number of terms that need to be simulated at the cost of introducing some additional error. As we will show, provided the cutoff is sufficiently large, this error can be negligible. Similar analyses are performed for bounding the error in simulating power-law interactions in, e.g., Ref. [Tra+19, Appendix B]).

Lemma 2 (Long-Range Cutoff Length). *Let H_ℓ be the same interaction as H_{LR} but with the long-range interaction truncated at length $\ell = |\mathbf{x} - \mathbf{y}|$, where \mathbf{x} and \mathbf{y} are the positions of the two interacting nucleons on the lattice. Then,*

$$\begin{aligned} \|e^{-iH_\ell t} - e^{-iH_{\text{LR}} t}\|_\eta &\leq t \min \left\{ \eta^2 [(72g_1(\ell + a_L) + 648g_2(\ell + a_L))], \right. \\ &\quad \left. \frac{4\pi\eta}{m_\pi^2 a_L^3} (\ell + a_L) g_1(\ell + a_L) [720(m_\pi \ell + m_\pi a_L + 1) + 3888] \right\}, \end{aligned} \quad (77)$$

where $\|\cdots\|_\eta$ denotes the spectral norm of the enclosed operator in a sector with a fixed number of nucleons, η , as in Eq. (10), and

$$g_1(r) := \frac{1}{12\pi} \left(\frac{g_A}{2f_\pi} \right)^2 m_\pi^2 \frac{e^{-m_\pi r}}{r}, \quad g_2(r) := g_1(r) \left(1 + \frac{3}{m_\pi r} + \frac{3}{m_\pi^2 r^2} \right). \quad (78)$$

The proof is presented in Appendix B.

3.3 Dynamical-Pion EFT Hamiltonian

Instead of introducing a static OPE potential, the pions can be retained in the model as explicit dynamical degrees of freedom that mediate interactions among the nucleons. In this model, the relativistic pions interact with non-relativistic nucleons. Expressing pions as complex scalar fields, the discretized Hamiltonian can be written as [LBS04; Mad+18]

$$H_{D\pi} = H_{\text{free}} + H_C + H_{C_{I^2}} + H_\pi + H_{N\pi}, \quad (79)$$

where H_{free} is the free nucleon Hamiltonian as in Eq. (51) and $H_C, H_{C_{I^2}}$ are nucleon-nucleon contact terms as per Eqs. (67) and (68) in the previous section. The free pion Hamiltonian in Eq. (79) is

$$H_\pi = \frac{a_L^3}{2} \sum_{\mathbf{x}} \sum_I [\Pi_I^2(\mathbf{x}) + (\nabla \pi_I(\mathbf{x}))^2 + m_\pi^2 \pi_I^2(\mathbf{x})], \quad (80)$$

with ∇ being the finite-difference derivative (see Section 3.3.1). The self interaction of pions can be ignored at this order in the chiral EFT expansion. Finally, $H_{N\pi}$ is the pion-nucleon interaction Hamiltonian, which can be split into the axial-vector term, H_{AV} , and the Weinberg-Tomozawa term, H_{WT} :⁶

$$H_{N\pi} = H_{\text{AV}} + H_{\text{WT}}, \quad (81)$$

with

$$H_{\text{AV}} = \frac{g_A}{2f_\pi} \sum_{\mathbf{x}} \sum_{\alpha, \beta, \gamma, \delta} \sum_{I, S} a_{\alpha\beta}^\dagger(\mathbf{x}) [\tau_I]_{\beta\delta} [\sigma_S]_{\alpha\gamma} \partial_S \pi_I(\mathbf{x}) a_{\gamma\delta}(\mathbf{x}), \quad (82)$$

$$H_{\text{WT}} = \frac{1}{4f_\pi^2} \sum_{\mathbf{x}} \sum_{I_1, I_2, I_3} \sum_{\alpha, \beta, \delta} \epsilon_{I_1 I_2 I_3} \pi_{I_2}(\mathbf{x}) \Pi_{I_3}(\mathbf{x}) a_{\alpha\beta}^\dagger(\mathbf{x}) [\tau_{I_1}]_{\beta\delta} a_{\alpha\delta}(\mathbf{x}). \quad (83)$$

3.3.1 Encoding the Free Pion Hamiltonian

As mentioned in Section 2.3.2, to encode the dynamical pions, we choose to work with the field and conjugate-momentum basis in position space. This retains the locality of the interaction terms and reduces the circuit depth required to implement these interactions.

Part of the free pion Hamiltonian H_π in Eq. (80) involves the π_I^2 operator, which becomes

$$\pi_I^2(\mathbf{x}) \rightarrow \left[P \mathbb{1} + Q \sum_{m=0}^{n_b-1} 2^m Z_{I,\mathbf{x}}^{(m)} \right]^2 = P^2 \mathbb{1} + 2PQ \sum_{m=0}^{n_b-1} 2^m Z_{I,\mathbf{x}}^{(m)} + Q^2 \sum_{m,m'=0}^{n_b-1} 2^{m+m'} Z_{I,\mathbf{x}}^{(m)} Z_{I,\mathbf{x}}^{(m')}, \quad (84)$$

where $P := -\pi_{\text{max}} + \frac{\delta_\pi}{2} (2^{n_b} - 1)$ and $Q := -\frac{\delta_\pi}{2}$ [see Eq. (29)]. The term involving $\Pi_I^2(\mathbf{x})$ can be encoded similarly since $\Pi_I(\mathbf{x})$ is diagonal in the Fourier basis, as discussed in Section 2.3.2. Finally, the terms proportional to the square of the pion derivative operator can be encoded as

$$\begin{aligned} (\nabla \pi_I(\mathbf{x}))^2 = \sum_{j=1,2,3} \left[\frac{\pi_I(\mathbf{x} + a_L \hat{\mathbf{n}}_j) - \pi_I(\mathbf{x})}{a_L} \right]^2 \rightarrow \frac{Q^2}{a_L^2} \sum_{j=1,2,3} \left[\sum_{m,m'=0}^{n_b-1} 2^{m+m'} Z_{I,\mathbf{x}}^{(m)} Z_{I,\mathbf{x}}^{(m')} + \right. \\ \left. \sum_{n,n'=0}^{n_b-1} 2^{n+n'} Z_{I,\mathbf{x}+a_L \hat{\mathbf{n}}_j}^{(n)} Z_{I,\mathbf{x}+a_L \hat{\mathbf{n}}_j}^{(n')} - \sum_{m,n=0}^{n_b-1} 2^{m+n+1} Z_{I,\mathbf{x}}^{(m)} Z_{I,\mathbf{x}+a_L \hat{\mathbf{n}}_j}^{(n)} \right], \end{aligned} \quad (85)$$

where $\hat{\mathbf{n}}_j$ is the unit vector along the Cartesian coordinate j , and $\{m, m'\}$ ($\{n, n'\}$) are indices associated with the qubit register of size n_b used to encode the field in binary at position \mathbf{x} ($\mathbf{x} + \hat{\mathbf{n}}_j$). Generalization to symmetric or other improved lattice derivatives is straightforward. In summary, the free pion Hamiltonian generates operators with Pauli weight of at most two.

⁶In Eqs. (80) to (83), we have made an explicit choice to associate each bosonic site $\mathbf{x} \in \Lambda$ with the corresponding fermionic site, and then allow the fermions and bosons to interact at that site. An alternative choice would be to place the bosonic sites halfway between the fermionic sites, and allow each bosonic site to interact only with its nearest neighbors. Such choices affect the form of discrete derivatives and hence the discretization effects, which are not the focus of this study.

3.3.2 Encoding the Axial-Vector Term

Using the discrete-derivative relation as in the free Hamiltonian, the axial-vector Hamiltonian H_{AV} in Eq. (82) can be expressed as a qubit Hamiltonian as well. Explicitly, the highest-weight term in the summation over lattice sites and spin and isospin components becomes

$$\begin{aligned} & \frac{\pi_1(\mathbf{x} + a_L \hat{\mathbf{n}}_1) - \pi_1(\mathbf{x})}{a_L} \left[a_{\uparrow p}^\dagger(\mathbf{x}) a_{\downarrow n}(\mathbf{x}) + a_{\downarrow n}^\dagger(\mathbf{x}) a_{\uparrow p}(\mathbf{x}) \right] \\ & \rightarrow \frac{Q}{2a_L} \left(\sum_{n=0}^{n_b-1} 2^n Z_{1,\mathbf{x}+a_L \hat{\mathbf{n}}_j}^{(n)} - \sum_{m=0}^{n_b-1} 2^m Z_{1,\mathbf{x}}^{(m)} \right) \left(X_i^{\uparrow p} X_i^{\downarrow n} + Y_i^{\uparrow p} Y_i^{\downarrow n} \right) Z_i^{\downarrow p} Z_i^{\uparrow n}, \end{aligned} \quad (86)$$

where i denotes the qubit index associated with the fermionic site \mathbf{x} . There are $4n_b$ strings in this summation with Pauli weight 5, and all strings in the sum commute. All other operators in H_{AV} have Pauli weight 5 or less.

3.3.3 Encoding the Weinberg-Tomozawa Term

In order to map the Weinberg-Tomozawa Hamiltonian H_{WT} in Eq. (83) to Pauli operators, first note that $\Pi_{I_2}(\mathbf{x})$ and $\pi_{I_3}(\mathbf{x})$, $I_2 \neq I_3$, act on different Hilbert spaces, so they can be diagonalized simultaneously using the quantum Fourier transform. Recalling that $\tilde{\Pi}_{I_S}$ is the Fourier-transformed conjugate-momentum operator (i.e., in the basis for which it is diagonal), one of the Weinberg-Tomozawa terms containing the highest Pauli-weight in the summation becomes

$$\begin{aligned} & \pi_2(\mathbf{x}) \tilde{\Pi}_3(\mathbf{x}) \left[a_{\uparrow p}^\dagger(\mathbf{x}) a_{\uparrow n}(\mathbf{x}) + a_{\uparrow n}^\dagger(\mathbf{x}) a_{\uparrow p}(\mathbf{x}) \right] \\ & \rightarrow \left(P \mathbb{1} + Q \sum_{m=0}^{n_b-1} 2^m Z_{2,\mathbf{x}}^{(m)} \right) \left(P' \mathbb{1} + Q' \sum_{l=0}^{n_b-1} 2^l Z_{3,\mathbf{x}}^{(l)} \right) \left(X_i^{\uparrow p} X_i^{\uparrow n} + Y_i^{\uparrow p} Y_i^{\uparrow n} \right) Z_i^{\downarrow p}. \end{aligned} \quad (87)$$

Here $P' := -\Pi_{\max} + \frac{\delta \Pi}{2} (2^{n_b} - 1)$ and $Q' := -\frac{\delta \Pi}{2}$ [see Eq. (33)]. The right-hand side of Eq. (87) can be decomposed as a summation of $2(n_b + 1)^2$ Pauli string operators, each of which has a highest Pauli weight of 5. All of these Pauli strings commute.

3.3.4 Simulation in the Truncated Field Space

As previously mentioned, in order to keep track of a finite number of bosonic degrees of freedom, one must impose a cutoff and a digitization scale for the field strength of the pion. We follow the methods introduced in Ref. [JLP12] and show that if the evolution is restricted to states with a given energy E , then a high-fidelity representation of the exact state is achievable with particular digitization and cutoff scales. In this section, we simply state the bounds to be used in our simulation-cost analysis of nuclear EFTs and refer the reader to Appendix C for the details of the proof.

Lemma 3 (Dynamical-Pion Cutoff). *Let $|\psi_{\text{cut}}\rangle$ be a state with the field cutoff π_{\max} , conjugate-momentum field cutoff Π_{\max} , and total nucleon number η , such that $\langle \psi | H | \psi \rangle_\eta \leq E$. To achieve $|\langle \psi | \psi_{\text{cut}} \rangle| \geq 1 - \epsilon_{\text{cut}}$ with $3L^3$ bosonic fields (three types of pion fields at L^3 lattice sites), it is sufficient to choose*

$$\pi_{\max} = \left(\sqrt{\frac{3L^3}{\epsilon_{\text{cut}}}} + 1 \right) \left(\frac{3g_A}{f_\pi a_L A} + \sqrt{\frac{E + 8\eta|C| + 4\eta|C_{I^2}|}{A} + 3\eta \left(\frac{3g_A}{f_\pi a_L A} \right)^2 + \frac{9\eta m_\pi^2 a_L^3}{A} \left(\frac{6g_A}{m_\pi^2 f_\pi a_L^4} \right)^2} \right), \quad (88)$$

$$\Pi_{\max} = \left(\sqrt{\frac{3L^3}{\epsilon_{\text{cut}}}} + 1 \right) \sqrt{\frac{E + 8\eta|C| + 4\eta|C_{I^2}|}{B} + \frac{3\eta}{AB} \left(\frac{3g_A}{f_\pi a_L} \right)^2 + \frac{9\eta m_\pi^2 a_L^3}{B} \left(\frac{6g_A}{m_\pi^2 f_\pi a_L^4} \right)^2}, \quad (89)$$

where

$$A := \frac{m_\pi^2 a_L^3}{2} - \frac{1}{2f_\pi^2 a_L}, \quad B := \frac{a_L^3}{2} - \frac{a_L}{2f_\pi^2}. \quad (90)$$

The proof is presented in [Appendix C](#). This result sets the number of qubits used to represent each pion field. Recalling the relations $n_b = \lceil \log(2\pi_{\max}/\delta_\pi + 1) \rceil$ and $\Pi_{\max} = \frac{\pi}{a_L^3 \delta_\pi}$ from [Section 2.3.2](#) gives

$$n_b = \lceil \log_2(2\pi a_L^3 \Pi_{\max} \pi_{\max} + 1) \rceil. \quad (91)$$

An alternative method of truncating the bosonic Hilbert space proposed in Ref. [\[Ton+22\]](#), cuts off the bosonic occupation number (see also Refs. [\[Som15; Mac+18; KS19\]](#)), and introduces exponentially small error in the occupation-number cutoff at any fixed lattice spacing, improving over the polynomial energy-based bound of Ref. [\[JLP12\]](#). However, this bound only applies to Hamiltonians which are of a particular form. Unfortunately for our purposes, the Weinberg-Tomozawa term in the pionful Hamiltonian violates the necessary assumptions for the improved bound to apply. We note, however, that the Weinberg-Tomozawa term is often comparatively small (and identically zero in the static-pion limit), so in practice one may be able to achieve better bounds using the work of Ref. [\[Ton+22\]](#). There are other works bounding the error associated with a cutoff on the bosonic space [\[Mas+22; KVS22\]](#); however, the assumptions in these works do not apply here either. In particular, the result of Ref. [\[KVS22\]](#) only applies when the potential term in the Hamiltonian is a function of number operators, and the result of Ref. [\[Mas+22\]](#) only applies for number-preserving bosonic Hamiltonians.

4 Circuit Implementation of Trotter Steps

To characterize the resources for time evolution via Trotterization, we evaluate the cost of implementing each of the unitaries $e^{-iH_\gamma \delta t}$, as well as their controlled versions. The uncontrolled unitaries will be used for time evolution, while the controlled versions are necessary for QPE. We consider two metrics: the 2-qubit gate depth of the circuit, D_{cost} , and the T -gate count, T_{cost} . The latter is a relevant metric for fault-tolerant algorithms, whereas the former is mostly relevant for non-error corrected computations prevalent in the near-term era of quantum computing (although the circuit depth is not completely irrelevant in the fault-tolerant setting). When working in the circuit-depth model, we assume that the 2-qubit CNOT gates and 1-qubit H , T , and Z rotations are available operations (although, in the near-term era, one can assume arbitrary 1-qubit rotations are available). We put no constraints on the qubit connectivity. Generally, we resort to the most straightforward optimization of the circuits to parallelize 2-qubit gates and reduce the circuit depths, but we make no further attempt to improve this optimization in many instances. Additional improvements will not change the scaling of the total circuit depth with the parameters of the simulation, although those will likely be important for any near-term implementation of the algorithms presented in this work.

The only gates that require T gates to be synthesized fault-tolerantly are 1-qubit Z rotations, $R_z(\theta) = e^{-i\theta Z/2}$. Clifford operations (i.e., those that can be written in terms of CNOT, H , and T^2 gates) are essentially “free” operations in the fault-tolerant setting. To evaluate the T -gate cost, we use the following result from Ref. [\[PS14\]](#): for a 1-qubit Z rotation R_z , a 1-qubit \tilde{R}_z gate can be implemented using the repeat-until-success method such that

$$\|R_z - \tilde{R}_z\| \leq \epsilon_{\text{syn}}, \quad (92)$$

with

$$1.15 \log(2/\epsilon_{\text{syn}}) + 9.2 \quad (93)$$

T gates in expectation.

The time evolution of all Hamiltonian terms is performed by decomposing them into Pauli strings. In the controlled-gate setting, each Pauli string takes two Z rotations to implement, and in the non-controlled setting each takes only one Z rotation [\[NC10\]](#). Thus, the number of T gates primarily depends on the number of Pauli strings.

4.1 Pionless-EFT Simulation Costs

Here, we consider the resource costs for the pionless-EFT Hamiltonian for both the VC and compact encodings. The analysis is split into two parts: the kinetic (or hopping) term and the contact-interaction terms. We also report both the 2-qubit circuit depth and T -gate counts, where the latter is fully determined from the R_z gate counts.

4.1.1 Hopping Operators

We first consider the costs associated with implementing the kinetic terms in the VC encoding. The hopping operators in terms of Pauli operators are given in Eqs. (57) to (59) for the spin-down proton and can be similarly deduced for other species of the nucleons.

Lemma 4 (Kinetic-Energy Circuit Depth in the VC Encoding). *There is a circuit implementing the kinetic terms $e^{-it\tilde{h}_\sigma^x(i,j)}$, $e^{-it\tilde{h}_\sigma^y(i,j)}$, $e^{-it\tilde{h}_\sigma^z(i,j)}$ with 2-qubit circuit depths of at most 16, 22, and 26, respectively. The controlled evolutions can be implemented with circuit depths of at most 20, 26, and 30, respectively.*

Proof. To implement the hopping terms, we appeal to a standard gate decomposition: the evolution of a k -local Pauli operator can be implemented by $2(k-1)$ CNOT gates (see e.g., Ref. [NC10, Sec. 4.7]), and controlled k -local Pauli-operator evolution takes $2k$ CNOTs. If two Pauli strings are applied successively such that they have the same Pauli operators on all but m qubits, then the CNOT gates cancel on all but the m qubits, giving a total of $2(k-1) + 2m$ CNOT gates. In Section 3.1.1, it was shown that the hopping interactions along the z direction generate two Pauli strings with at most weight 12 (associated with proton-up hopping). Each of the two Pauli strings share all but two different Pauli operations. It can be similarly shown that hopping terms along the x - and y -directions are two Pauli strings of at most Pauli weight 7 and 10, respectively (associated with proton-up hopping). Therefore, for a generic species σ ,

$$D_{\text{cost}}(e^{-it\tilde{h}_\sigma^x(i,j)}) \leq 2(7-1) + 4 = 16, \quad (94)$$

$$D_{\text{cost}}(e^{-it\tilde{h}_\sigma^y(i,j)}) \leq 2(10-1) + 4 = 22, \quad (95)$$

$$D_{\text{cost}}(e^{-it\tilde{h}_\sigma^z(i,j)}) \leq 2(12-1) + 4 = 26. \quad (96)$$

When applying controlled implementations of these, two additional CNOT gates for each Z rotation are required. There are two Pauli strings per hopping term, giving $D_{\text{cost}}(\text{C}[e^{-it\tilde{h}_\sigma^x(i,j)}]) \leq 20$, $D_{\text{cost}}(\text{C}[e^{-it\tilde{h}_\sigma^y(i,j)}]) \leq 26$, $D_{\text{cost}}(\text{C}[e^{-it\tilde{h}_\sigma^z(i,j)}]) \leq 30$. Here and throughout, the notation $\text{C}[\cdot]$ denotes a controlled operation with respect to the state of a single qubit. \square

Lemma 5 (Kinetic-Energy Circuit Depth in the Stacked Compact Encoding). *There is a circuit implementing the kinetic terms $e^{-it\tilde{h}_\sigma(i,j)}$ with circuit depth $D_{\text{cost}}(e^{-it\tilde{h}_\sigma(i,j)}) \leq 10$. The controlled version can be implemented with circuit depth $D_{\text{cost}}(\text{C}[e^{-it\tilde{h}_\sigma(i,j)}]) \leq 14$.*

Proof. The hopping interactions are composed of two Pauli strings of at most weight 4 with the same Pauli operators on all but 2 qubits, which gives $D_{\text{cost}}(e^{-it\tilde{h}_\sigma(i,j)}) \leq 2(4-1) + 4 = 10$ for hopping operators along any direction. For controlled implementations, $D_{\text{cost}}(\text{C}[e^{-it\tilde{h}_\sigma(i,j)}]) \leq 14$ since each string comes with a Z rotation that can be controlled with two additional CNOTs per Z rotation. \square

Crucially, the kinetic Hamiltonian can be implemented with depth $O(1)$ in both the VC and compact encodings. In the Jordan-Wigner encoding, implementing this term would take depth $O(L^2)$, and other implementations involving the fermionic Fourier transform, fermionic SWAP networks, or Givens rotations all have circuit depths that scale with the number of fermionic modes [Kiv+18; Kiv+20].

4.1.2 Contact Operators

Lemma 6 (Contact-Term Circuit Depth in the VC Encoding [Rog+20b]). *The circuit in Fig. 4 exactly implements the term $e^{-it(H_{C_\#}(i)+H_{D_\#}(i))}$ and has circuit depth 8. The controlled circuit has depth 22.*

Proof. Despite the use of the VC encoding, the on-site contact terms we wish to implement have the same representation when using the Jordan-Wigner encoding. This allows us to use the optimized circuit developed in Ref. [Rog+20b, Table III and Eq. (B47)] (shown in Fig. 4) to implement the contact interactions. The circuit implements contact-term time evolution at each site i , comprised of operators $e^{-it(H_{C_\#}(i)+H_{D_\#}(i))} = e^{-it(\theta_1 \sum_\sigma Z_i^\sigma + \theta_2 \sum_{\sigma < \sigma'} Z_i^\sigma Z_i^{\sigma'} + \theta_3 \sum_{\sigma < \sigma' < \sigma''} Z_i^\sigma Z_i^{\sigma'} Z_i^{\sigma''})}$. Concatenating circuits for all sites does not change the 2-qubit gate depth, so the overall 2-qubit gate depth is

$$D_{\text{cost}}(e^{-it(H_{C_\#}(i)+H_{D_\#}(i))}) \leq 8. \quad (97)$$

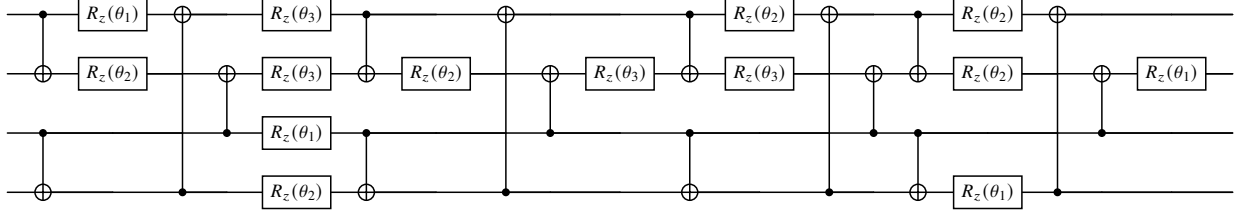


Figure 4: The circuit used to implement the time evolution of the contact interaction for the pionless EFT, taken from Ref. [Rog+20b]. $R_z(\cdot)$ denotes a Z rotation through the specified angle.

When performing the controlled evolution, each 1-qubit rotation is implemented in a controlled manner, giving a 2-qubit gate depth of 14. On the other hand, only 8 of the 16 CNOT gates need to be controlled, since one can take advantage of the relation $C[UAU^\dagger] = UC[A]U^\dagger$ for any unitary operator U to eliminate the need for control on 4 pairs of CNOT gates. In total, this gives $D_{\text{cost}}(C[e^{-it(H_{C_\#}(i)+H_{D_\#}(i))}]) \leq 22$. \square

Lemma 7 (Contact-Term Circuit Depth in the Stacked Compact Encoding). *There is a circuit implementing $e^{-it(H_{C_\#}+H_{D_\#})}$ in the pionless-EFT Hamiltonian with $D_{\text{cost}}(e^{-it(H_{C_\#}(i)+H_{D_\#}(i))}) \leq 8$ and the controlled version $D_{\text{cost}}(C[e^{-it(H_{C_\#}(i)+H_{D_\#}(i))}]) \leq 22$.*

Proof. Since $\tilde{N}_\sigma(i) = Z_i^\sigma$ in both the CV and compact encoding, the circuit from Fig. 4 can be used again to give circuit depths of 8 and 22 in the non-controlled and controlled cases, respectively. \square

4.1.3 Total Pionless-EFT Circuit Depth

Here, we examine the costs of simulating the time evolution of pionless EFT for different orders of product formulae.

Lemma 8 (Pionless-EFT Trotter-Step Circuit Depth in the VC Encoding). *The time evolution of the pionless-EFT Hamiltonian in the VC encoding using the $p = 1$ Trotter formula can be implemented in circuit depth $D_{\text{cost}}(\mathcal{P}_1^{(\#)}(t)) \leq 520$ and $D_{\text{cost}}(C[\mathcal{P}_1^{(\#)}(t)]) \leq 630$, where $\mathcal{P}_1^{(\#)}(t)$ is defined in Eq. (34).*

Proof. To run the simulation, the Hamiltonian can be split into 6 layers H_γ with $\gamma = 1, \dots, 6$. Two layers correspond to two sets of hopping terms along the x direction as depicted in Fig. 5, in such a way that within each set, the hopping terms commute so that their evolution can be implemented simultaneously. Similarly, hopping along y and z directions each are split into two sets such that within each set, the hopping terms can be simulated simultaneously. Finally, the contact interactions at all sites can be implemented simultaneously. Consequently, the total circuit depth is

$$D_{\text{cost}}(\mathcal{P}_1^{(\#)}(t)) \leq 2 \times 4(16 + 22 + 26) + 8 = 520 \quad (98)$$

independent of the system size, where we have used the circuit depths 16, 22, 26, and 8 for simulating hopping terms associated with each of the four nucleon species, $\tilde{h}_\sigma^x(i, j)$, $\tilde{h}_\sigma^y(i, j)$, and $\tilde{h}_\sigma^z(i, j)$, and the contact terms, respectively, as per Lemmas 4 and 6. Similarly, the controlled evolution takes circuit depth $D_{\text{cost}}(C[\mathcal{P}_1^{(\#)}(t)]) \leq 2 \times 4(20 + 26 + 30) + 22 = 630$. \square

Lemma 9 (Pionless-EFT Trotter-Step Circuit Depth in the Stacked Compact Encoding). *The time evolution of the pionless-EFT Hamiltonian in the stacked compact encoding using the $p = 1$ Trotter formula can be implemented in circuit depth $D_{\text{cost}}(\mathcal{P}_1^{(\#)}(t)) \leq 68$ and $D_{\text{cost}}(C[\mathcal{P}_1^{(\#)}(t)]) \leq 106$.*

Proof. As with the VC encoding, the kinetic terms of each of the fermion species can be split into 6 disjoint sets and all terms within a set can be implemented simultaneously. Considering Lemmas 5 and 7, one arrives at the circuit depths stated in the Lemma. \square

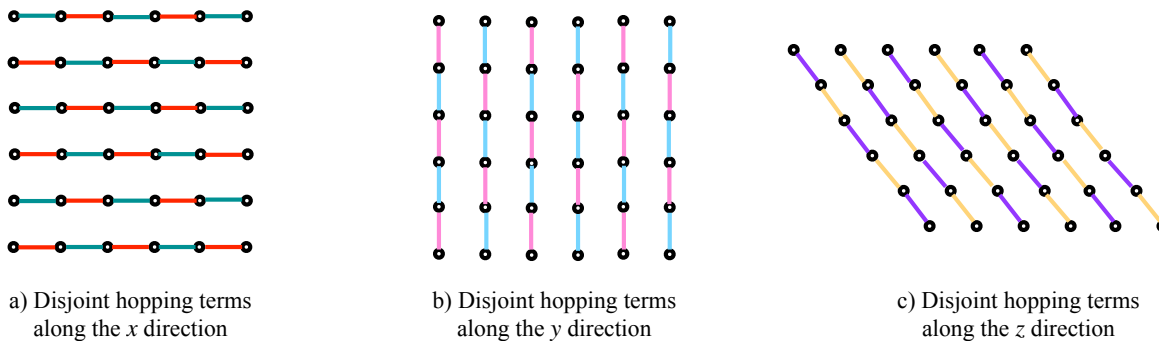


Figure 5: A 2D cross section of the 3D lattice showing how the kinetic hopping terms along a) x , b) y , and c) z directions are grouped together for each H_γ (shown by different colors). The lines connecting the circles denote kinetic hopping terms. Terms with the same color can be implemented simultaneously.

Pionless EFT Circuit Depths				
Trotter Formula Order p	2-Qubit Gate Circuit Depth (VC)	Controlled 2-Qubit Gate Circuit Depth (VC)	2-Qubit Gate Circuit Depth (Compact)	Controlled 2-Qubit Gate Circuit Depth (Compact)
1	520	630	68	106
2	1014	1230	126	190

Table 4: Upper bounds on the 2-qubit gate depth for a single step of time evolution under the pionless-EFT Hamiltonian for both the VC encoding and compact encoding.

Extending these circuits to simulate second-order formulae, we find the 2-qubit depth costs given in Table 4. Note that according to Eq. (38) for the second-order formula, the last non-commuting layer (H_Γ) evolved for time $t/2$ can be combined with the first non-commuting layer of the next evolution for time $t/2$. In other words, only one implementation of e^{-itH_Γ} is required, while for the other terms, two separate half-time evolutions occur. Here, we take H_Γ to be the layer with the highest circuit depth in each encoding so as to minimize the overall second-order product-formula circuit depth.

4.1.4 Total Pionless-EFT T -Gate Cost

Here, we derive the number of T gates to implement a single $p = 1$ Trotter step for the pionless EFT.

Lemma 10 (Pionless-EFT Trotter-Step T -gate Costs in both the VC and Compact Encodings). *Let $\mathcal{P}_1^{(\ast)}(t)$ be the $p = 1$ product formula for the pionless EFT with the VC encoding. For any $t \in \mathbb{R}$ and $\delta > 0$, there exists a circuit that implements a unitary operator $\tilde{V}(t)$ with $\left\| \tilde{V}(t) - \mathcal{P}_1^{(\ast)}(t) \right\| \leq \delta$, where $\tilde{V}(t)$ has an expected T -gate count of $42L^3 [1.15 \log(84L^3/\delta) + 9.2]$, with L being the number of lattice sites in each Cartesian direction. Furthermore, the controlled unitary $C[\tilde{V}(t)]$ has an expected T -gate count of $84L^3 [1.15 \log(168L^3/\delta) + 9.2]$. The same bounds when using the compact encoding.*

Proof. To implement $\mathcal{P}_1^{(\ast)}(t)$ fault-tolerantly, we consider using the repeat-until-success method to synthesize Z rotations. Therefore, we count the number of R_z gates, or in turn the Pauli strings, to obtain the required number of T gates. For a single site on the lattice, the number of Pauli strings that need to be implemented can be obtained by noting that there are 4 species of nucleons, each requiring 3 sets of kinetic terms along each Cartesian direction, with 2 Pauli strings per term. There is an on-site contribution to H_{free} in Eq. (51) which did not matter in the circuit-depth analysis but involves 4 R_z gates at each site. Adding to this a total of 14 R_z -rotations involved in each contact-term evolution per site, the overall number of Z rotations is $(4 \times 3 \times 2 + 4 + 14)L^3 = 42L^3$. Thus, each rotation must be done to precision

$\delta = 42L^3$, requiring $1.15 \log(84L^3/\delta) + 9.2 T$ gates per rotation by Eq. (93). The overall expected T -gate cost is

$$42L^3(1.15 \log(84L^3/\delta) + 9.2). \quad (99)$$

In the controlled case, each Pauli string takes twice as many Z rotations, thus requiring $84L^3 R_z$ gates, giving an expected T -gate cost of $84L^3(1.15 \log(168L^3/\delta) + 9.2)$.

The same bound holds for the compact encoding as the kinetic term takes the same number of Pauli strings to implement, and the circuit for the contact terms has the same number of Pauli strings. \square

4.2 One-Pion-Exchange EFT Simulation Costs

We now turn to the discussion of simulation costs for the OPE EFT. The hopping terms are the same for the OPE Hamiltonian as for the pionless EFT, hence the circuit depths quoted in Section 4.1.1 apply equally to this model. We thus proceed with analyzing the simulation cost of the on-site contact terms and the long-range interactions.

4.2.1 Contact Operators

Lemma 11. *There exists a circuit implementing $e^{-itH_C(i)}$ and $e^{-itH_{C_2}(i)}$ exactly with circuit depths $D_{\text{cost}}(e^{-itH_C(i)}) \leq 6$ and $D_{\text{cost}}(e^{-itH_{C_2}(i)}) \leq 54$. The controlled versions can be implemented exactly with circuit depths $D_{\text{cost}}(C[e^{-itH_C(i)}]) \leq 26$ and $D_{\text{cost}}(C[e^{-itH_{C_2}(i)}]) \leq 98$.*

Proof. $H_C(i)$ as given in Eq. (72) acts on pairs of nucleons on each spatial lattice site, of which there are 6, but each 2 pairs with non-shared qubits can be implemented simultaneously, leading to only 3 non-commuting layers. Each term has Pauli weight 2, hence each requiring CNOT-gate depth 2 to implement. This gives a total circuit depth of

$$D_{\text{cost}}(e^{-itH_C(i)}) \leq 6. \quad (100)$$

For the controlled operation, besides the 3 sets of non-commuting layers of CNOT gates, each with depth 2, each layer also contains 2 1-qubit Z rotations that need to be controlled, giving an additional 2-qubit depth of 4 in each layer. Finally, the product of $N_\sigma(i)N_{\sigma'}(i)$ for $\sigma \neq \sigma'$ creates 4 1-qubit Z rotations associated with each of the 4 qubits representing the fermionic species at a site, which when controlled give a total of 8 CNOT gates. Therefore, $D_{\text{cost}}(C[e^{-itH_C(i)}]) \leq 3 \times (2 + 4) + 8 = 26$.

For $H_{C_2}(i)$ given in Eq. (73), there are two types of term: ones consisting of only number operators and a term of the form $a_{\uparrow p}^\dagger(i)a_{\uparrow n}(i)a_{\downarrow n}^\dagger(i)a_{\downarrow p}(i) + \text{h.c.}$ The latter contribution is decomposed in Eq. (74) into 8 non-commuting Pauli operators of weight 4, hence each requiring a CNOT-gate depth 6 to implement. Out of the terms consisting of number operators, $N_{\uparrow p}^2(i) + N_{\downarrow p}^2(i) + N_{\uparrow n}^2(i) + N_{\downarrow n}^2(i)$ contains no 2-qubit rotations, while the remainder of the terms in Eq. (73) consist of all $N_\sigma(i)N_{\sigma'}(i)$ operators with $\sigma \neq \sigma'$, hence exhibiting the same structure as $H_C(i)$ above. This means that these terms can be implemented in a total circuit depth 6. Overall,

$$D_{\text{cost}}(e^{-itH_{C_2}(i)}) \leq (8 \times 6) + 6 = 54. \quad (101)$$

The controlled operation of the term $a_{\uparrow p}^\dagger(i)a_{\uparrow n}(i)a_{\downarrow n}^\dagger(i)a_{\downarrow p}(i) + \text{h.c.}$ demands a circuit depth of $8 \times 8 = 64$ since each of the eight Pauli strings now needs 8 CNOT gates. The controlled $N_{\uparrow p}^2(i) + N_{\downarrow p}^2(i) + N_{\uparrow n}^2(i) + N_{\downarrow n}^2(i)$ operator results in 4 controlled Z rotations on each of the qubits, hence a CNOT-gate depth 8. The remaining terms require the same 2-qubit gate depth as the controlled simulation of $H_C(i)$, which takes a circuit depth of 26. Putting this all together gives $D_{\text{cost}}(C[e^{-itH_{C_2}(i)}]) \leq 64 + 8 + 26 = 98$. \square

4.2.2 Long-Range Operators

We now consider the circuit depths to implement the long-range terms. Recall that these terms are truncated such that only those acting between sites within certain distance from each other are included.

Lemma 12. *There exists a circuit that implements $e^{-itH_{\text{LR}}(i,j)}$ between all pairs of points (i, j) at distance $|\mathbf{x} - \mathbf{y}| \leq \ell$, where i (j) denotes the qubit index of spatial site \mathbf{x} (\mathbf{y}), respectively. The circuit has a 2-qubit gate depth $D_{\text{cost}}(e^{-itH_{\text{LR}}(i,j)}) \leq 14336$. The controlled version has a circuit depth $D_{\text{cost}}(C[e^{-itH_{\text{LR}}(i,j)}]) \leq 16384$.*

Proof. The long-range terms, as given in Eq. (69), consist of pairs of creation and annihilation operators acting on different sites. As per Section 3.2.2, the terms decompose into a set of at most 8 weight-8 Pauli strings. Each term requires a CNOT-gate depth of $2 \times (8 - 1) = 14$ to simulate. For a given pair of sites, one needs to determine the number of terms coupling nucleons on those sites, which can be obtained by counting all possible combinations of terms. At site \mathbf{x} , the creation operator can act on 4 possible terms, as can the annihilation operator, giving a total of $16 = 2^4$ possible terms. The same is true at site \mathbf{y} , so for a pair of sites, there are 2^8 possible combinations. Nonetheless, each of the 16 terms at each site consists of 4 number operators and 6 Hermitian-conjugate pairs. These generate 16 combinations of the form $N_{\sigma}(\mathbf{x})N_{\sigma'}(\mathbf{y})$, $4 \times 6 = 24$ operators of the form $N_{\sigma}(\mathbf{x})a_{\alpha,\beta}^{\dagger}(\mathbf{y})a_{\gamma\delta}(\mathbf{y}) + \text{h.c.}$ with $\alpha \neq \gamma, \beta \neq \delta$ (and 24 operators with $\mathbf{x} \leftrightarrow \mathbf{y}$), and $(12 \times 12)/2 = 72$ combinations that involve no number operators, for a total of 136 terms. To simplify the circuit-depth analysis, we skip such a refined analysis and simply assume the 2^8 possible terms can be reduced to $2^7 = 128$ pairs, where each pair is composed of 8 Pauli strings with a Pauli weight of at most 8, as in Eq. (76). This still leads to a rigorous upper bound on the circuit depth since a number operator has a Pauli weight of half or less compared with the $a_{\alpha,\beta}^{\dagger}(\mathbf{y})a_{\gamma\delta}(\mathbf{y})$ operator with $\alpha \neq \gamma, \beta \neq \delta$, hence justifying the division of the total number of terms by 2 and using the highest-weight term to obtain an upper bound. Thus, one can simulate a pair of terms between given sites with circuit depth⁷

$$D_{\text{cost}}(e^{-itH_{\text{LR}}(i,j)}) \leq 2^7 \times 14 \times 8 = 14336. \quad (102)$$

For the controlled version, one obtains $D_{\text{cost}}(C[e^{-itH_{\text{LR}}(i,j)}]) \leq 2^7 \times 16 \times 8 = 16384$. \square

4.2.3 Total OPE-EFT Circuit Depth

Here, we examine the costs of simulating a single time step of evolution of the OPE EFT for different orders of product formulae.

Lemma 13 (OPE-EFT Trotter-Step Circuit Depth). *The time evolution of the OPE-EFT Hamiltonian using the $p = 1$ Trotter formula can be implemented in circuit depth $D_{\text{cost}}(\mathcal{P}_1^{(\text{OPE})}(t)) \leq 572 + 14336 R(\ell)$ and $D_{\text{cost}}(C[\mathcal{P}_1^{(\text{OPE})}(t)]) \leq 732 + 16384 R(\ell)$, where $R_{\ell} := \lceil 4\pi(\ell + 1)^3/3 \rceil$ and $\mathcal{P}_1(t)$ is defined in Eq. (34).*

Proof. First, the free Hamiltonian, H_{free} , can be implemented as already discussed in Section 4.1.3 for the pionless-EFT case, with a circuit depth of 512 (and 608 for the controlled case). The contact terms H_C and $H_{C_{\ell^2}}$ for all lattice sites can be simulated with a circuit depth 60 (and 124 for the controlled case), independent of system size.

Now to simulate H_{LR} , more than just a single pair of lattice sites must be implemented, i.e., one needs to consider all possible pairs of interacting terms with interaction length less than the cutoff ℓ , while taking advantage of possible parallelizations to reduce the circuit depth. For each interaction type, i.e., with given directionality and range, the interactions can be divided into two non-commuting layers, where within each layer all interactions commute and can be applied in parallel (see Fig. 6 for a few examples). This is because each site participates in only two interaction bonds of a given type, so by walking along bonds from site to site, the colors alternate. Therefore, to obtain the total number of interaction layers to be applied in series, it suffices to find the number of all possible interaction types. The number of

⁷An improved circuit depth with a more refined counting of the terms and their contributions can be obtained as follows. As mentioned, there are 16 combinations of the form $N_{\sigma}(\mathbf{x})N_{\sigma'}(\mathbf{y})$, which are at most of Pauli weight 2. Next, there are $4 \times 6 = 24$ operators of the form $N_{\sigma}(\mathbf{x})a_{\alpha,\beta}^{\dagger}(\mathbf{y})a_{\gamma\delta}(\mathbf{y}) + \text{h.c.}$ with $\alpha \neq \gamma, \beta \neq \delta$ (and 24 operators with $\mathbf{x} \leftrightarrow \mathbf{y}$). Each of these operators can be decomposed into 8 Pauli strings of weight at most 5, and all these Pauli strings commute. Finally, there are $(12 \times 12)/2 = 72$ combinations that involve no number operators. They can consist of a maximum of 8 Pauli strings with a weight of at most 8, as shown in Eq. (76). Therefore, each long-range Hamiltonian $H_{\text{LR}}(\mathbf{x}, \mathbf{y})$ for $\mathbf{x} \neq \mathbf{y}$, when expressed in terms of Pauli operators, consists of 16 strings with Pauli weight 2, $48 \times 8 = 384$ strings of Pauli weight of at most 5, and $72 \times 8 = 576$ strings of Pauli weight of at most 8, giving a total circuit depth $16 \times 2 + 384 \times 8 + 576 \times 14 = 11168$. This is lower than the circuit depth assuming a total of 128 combinations of pairs of fermionic operators but each with the highest number of Pauli strings and the highest weight. This number can be further improved by noting that not all the terms within each set have the maximum weight. In general, we do not account for such fine-grained resource counting unless the benefit is significant.

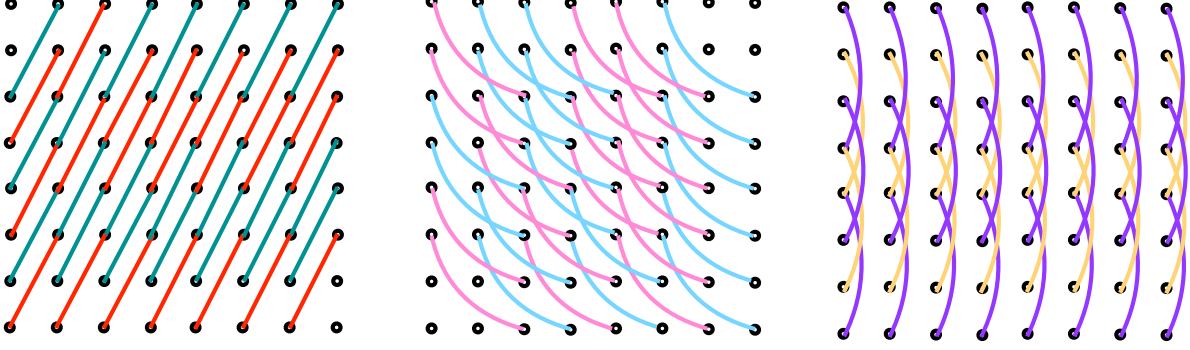


Figure 6: A sample of interaction terms present in the long-range Hamiltonian. In each figure, the interactions denoted by the same color are commuting and can be simulated in parallel, while the two sets with different colors in each figure are non-commuting and must be applied in series. Similar interactions can be pictured along other 3D lattice directions and with various lengths up to cutoff ℓ . All these interaction types, nonetheless, can be separated into two disjoint sets in a similar way.

sites in a cubic lattice within distance ℓ of the origin is upper bounded by⁸ $\frac{4\pi}{3}(\ell + \frac{\sqrt{3}}{2})^3$. This is twice the number of interaction types that need to be simulated on the 3D lattice. Hence, the circuit depth satisfies

$$D_{\text{cost}}(e^{-itH_{\text{LR}}}) \leq 2 \times 14336 \times \frac{1}{2} \left[\frac{4\pi}{3} (\ell + 1)^3 \right] = 14336 R(\ell), \quad (103)$$

where the factor of 2 arises from the two disjoint sets of interactions associated with each type. Furthermore, the controlled evolution takes depth $D_{\text{cost}}(C[e^{-itH_{\text{LR}}}] \leq 16384 R(\ell)$.

Adding the circuit depth of the hopping, contact, and long-range terms gives the claimed costs. \square

4.2.4 Total OPE EFT T -Gate Cost

We now examine the number of T gates to implement a single $p = 1$ Trotter step for the OPE EFT.

Lemma 14 (OPE-EFT Trotter Step T -gate Costs). *For any $t \in \mathbb{R}$ and $\delta > 0$, there exists a circuit that implements a unitary operator $\tilde{V}(t)$ such that $\|\tilde{V}(t) - \mathcal{P}_1^{(\text{OPE})}(t)\| \leq \delta$, where $\tilde{V}(t)$ has an expected T -gate count of $g(L, \ell)(1.15 \log(2g(L, \ell)/\delta) + 9.2)$, where $g(L, \ell) := \left(52 + 1024 \lceil \frac{4\pi}{3} (\ell + 1)^3 \rceil\right) L^3$. Here L is the total number of lattice sites in each Cartesian direction, and ℓ is the cutoff length introduced in Section 3.2.3. The expected number of T gates for the controlled unitary $C[\tilde{V}(t)]$ is $2g(L, \ell)(1.15 \log(4g(L, \ell)/\delta) + 9.2)$.*

Proof. To implement $\mathcal{P}_1^{(\text{OPE})}(t)$ fault-tolerantly, we use the repeat-until-success method to synthesize the R_z gates, and assume an equal error for each of the T gates in the synthesis. The number of T gates is determined from the total number of 1-qubit Z rotations, which can be counted as follows. H_{free} is implemented with $28L^3$ total Z rotations as with the pionless EFT. For H_C , there are 6 possible pairs of $Z_i^\sigma Z_i^{\sigma'}$ rotations with $\sigma \neq \sigma'$, as well as four possible Z_i^σ rotations, all generated out of $N_\sigma(i)N_{\sigma'}(j)$ terms. Each of these requires one Z rotation to implement, giving $10L^3$ Z rotations in total. However, 4 of these rotations can be combined with 1-qubit rotations from implementing $e^{-itH_{\text{free}}}$. For H_{C_2} , the $a_{\uparrow p}^\dagger(i)a_{\uparrow n}(i)a_{\downarrow n}^\dagger(i)a_{\downarrow p}(i) + \text{h.c.}$ term contains 8 Pauli strings, leading to 8 Z rotations. Out of the terms consisting of number operators, $N_{\uparrow p}^2(i) + N_{\downarrow p}^2(i) + N_{\uparrow n}^2(i) + N_{\downarrow n}^2(i)$ consists of 4 Z rotations, while the remainder of the terms have the same structure as $H_C(i)$, leading to 10 Z rotations. However, 4 of these can be combined with the Z rotations from the $N_{\uparrow p}^2(i) + N_{\downarrow p}^2(i) + N_{\uparrow n}^2(i) + N_{\downarrow n}^2(i)$ operator. So in total, simulating H_{C_2} requires $18L^3$ Z rotations. For H_{LR} , between any two lattice sites, there are 2^7 Hermitian terms to implement, and each decomposes into 8 Pauli strings. For each lattice point, there are up to $\lceil \frac{4\pi}{3} (\ell + 1)^3 \rceil$ points within distance ℓ asymptotically, which

⁸The exact expression is not known except asymptotically. Exact values for small instances can be found in Ref. [OEI23, A117609].

determines the number of interaction terms to be simulated at each site. Hence, the total number of Z rotations is $8 \times 2^7 \times \lceil \frac{4\pi}{3} (\ell + 1)^3 \rceil L^3 = 1024 \lceil \frac{4\pi}{3} (\ell + 1)^3 \rceil L^3$.

Now defining the function

$$g(L, \ell) := \left(28 + 10 - 4 + 18 + 1024 \left\lceil \frac{4\pi}{3} (\ell + 1)^3 \right\rceil \right) L^3, \quad (104)$$

each rotation should be done to precision $\delta/g(L, \ell)$, giving $1.15 \log(2g(L, \ell)/\delta) + 9.2 T$ gates per rotation, on average. Thus, the expected overall T -gate cost is

$$g(L, \ell)(1.15 \log(4g(L, \ell)/\delta) + 9.2). \quad (105)$$

In the controlled case, each Pauli string takes twice as many Z rotations, giving $2g(L, \ell)$ Z rotations, and an overall requirement of $2g(L, \ell)(1.15 \log(2g(L, \ell)/\delta) + 9.2)$ expected T gates. \square

4.3 Dynamical-Pion EFT Simulation Costs

We now discuss the simulation costs for the dynamical-pion EFT. The costs of simulating the free-nucleon Hamiltonian are essentially the same as in the previous models, so here we focus on the pion and pion-nucleon terms in the Hamiltonians.

4.3.1 The operator proportional to π_I^2

Lemma 15. *There exists a circuit that implements the term $e^{-itH_{\pi^2}}$ with $H_{\pi^2} := \frac{m_\pi^2 a^3}{2} \sum_{\mathbf{x}, \mathbf{I}} \pi_{\mathbf{I}}(x)^2$ on n_b qubits with circuit depth $D_{\text{cost}}(e^{-itH_{\pi^2}}) \leq 2 \lceil n_b/2 \rceil + 2n_b - 4$. The controlled version can be implemented in $D_{\text{cost}}(C[e^{-itH_{\pi^2}}]) \leq n_b^2 + 2 \lceil n_b/2 \rceil + 3n_b - 4$.*

Proof. One can use the decomposition introduced earlier in Eq. (84) to write

$$e^{-it \frac{m_\pi^2 a^3}{2} \pi_I^2(\mathbf{x})} = e^{-it \frac{m_\pi^2 a^3}{2} L} \left[P^2 \mathbf{1} + 2PQ \sum_{m=0}^{n_b-1} 2^m Z_{I, \mathbf{x}}^{(m)} + Q^2 \sum_{m, m'=0}^{n_b-1} 2^{m+m'} Z_{I, \mathbf{x}}^{(m)} Z_{I, \mathbf{x}}^{(m')} \right], \quad (106)$$

where P and Q are constants defined after Eq. (84). This implementation uses $n_b(n_b - 1)/2$ ZZ rotations, or $n_b(n_b - 1)$ CNOT gates, between pairs of qubits. Nonetheless, it can be shown that the operations can be parallelized, improving the circuit depth. Consider an n_b -qubit circuit which involves all possible ZZ rotations among pairs of qubits, and let d denote the distance between the qubits. The distance d takes values between 1 and $n_b - 1$. As is clear from the examples shown in Fig. 7, all pairs of interactions with a fixed value of d can be either implemented all in parallel (when $d \geq \lceil n_b/2 \rceil$) or can be split into two sets (when $d < \lceil n_b/2 \rceil$) where interactions within each set can all be implemented in parallel. This means that there are

$$2 \times \left(\left\lceil \frac{n_b}{2} \right\rceil - 1 \right) + 1 \times \left(n_b - \left\lceil \frac{n_b}{2} \right\rceil \right) \quad (107)$$

separate layers of ZZ rotations, or twice this value for the layers of CNOT gates, which should be implemented in series. Hence, the 2-qubit circuit depth of the circuit is twice that in Eq. (107). Note that this depth scales as n_b , which is an improvement over the n_b^2 scaling of the naive implementation.⁹ Thus, the circuit depth of the $e^{-itH_{\pi^2}}$ operator is

$$D_{\text{cost}}(e^{-itH_{\pi^2}}) \leq 4 \left(\left\lceil \frac{n_b}{2} \right\rceil - 1 \right) + 2 \left(n_b - \left\lceil \frac{n_b}{2} \right\rceil \right) = 2 \left\lceil \frac{n_b}{2} \right\rceil + 2n_b - 4, \quad (108)$$

where we have taken into account the fact that each $\pi_{\mathbf{I}}(\mathbf{x})$ acts on a distinct set of qubits, so the full evolution can be done in a circuit depth independent of the system size.

⁹Our strategy is different from that of Ref. [Sha+20], which gives a CNOT-gate count of $(n_b + 2)(n_b - 1)/2$. Here, we focus on optimizing the circuit depth rather than the CNOT count.

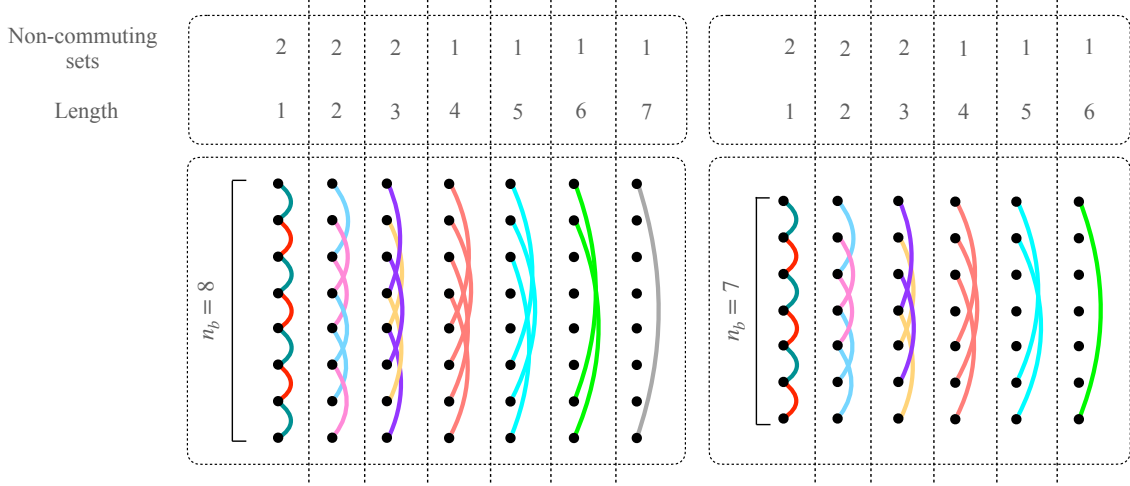


Figure 7: Examples of 8-qubit and 7-qubit systems, where colored lines between the filled circles represent entangling ZZ rotations between each pair of qubits. Interactions with the same color commute and can be applied simultaneously. The total number of interactions in each case is $n_b(n_b - 1)/2$, but these can be applied in $2 \times (\lceil n_b/2 \rceil - 1) + 1 \times (n_b - \lceil n_b/2 \rceil)$ separate layers. Note that further optimization is possible to reduce the number of interaction sets that are applied in series, but the circuit depth will still scale with n_b .

The controlled-unitary circuit depth can be obtained by considering that, first of all, there are n_b 1-qubit Z rotations associated with the term proportional to PQ in Eq. (106), that once controlled, lead to 2-qubit circuit depth $2n_b$. Then, there are operators proportional to Q^2 , which involve $n_b(n_b - 1)/2$ ZZ rotations, leading to the same number of 1-qubit Z rotations when decomposed into CNOT gates. When controlled, each of these produces 2 CNOT gates, which must be added to the circuit depth of uncontrolled evolution in Eq. (108). Finally, if the control is performed upon separate ancilla qubits for each $\pi_I^2(\mathbf{x})$ term, evolution of each can be performed in parallel with the rest, keeping the circuit depth system-size independent. Therefore, in total, we arrive at a circuit depth $D[C[e^{-itH_{\pi^2}}]] \leq 2n_b + n_b(n_b - 1) + (2 \lceil n_b/2 \rceil + 2n_b - 4) = n_b^2 + 2 \lceil n_b/2 \rceil + 3n_b - 4$. \square

4.3.2 The operator proportional to $(\nabla \pi_I)^2$

Lemma 16. *There is a circuit that implements the term $e^{-itH_{(\nabla \pi)^2}}$ with $H_{(\nabla \pi)^2} := \frac{a_L}{2} \sum_{\langle \mathbf{x}, \mathbf{y} \rangle, I} (\pi_I(\mathbf{x}) - \pi_I(\mathbf{y}))^2$ on n_b qubits, where $\langle \mathbf{x}, \mathbf{y} \rangle$ denotes nearest-neighbor sites, with circuit depth $D_{\text{cost}}(e^{-itH_{(\nabla \pi)^2}}) \leq 12 \lceil n_b/2 \rceil + 24n_b - 24$. The controlled version can be implemented in circuit depth $D_{\text{cost}}(C[e^{-itH_{(\nabla \pi)^2}}]) \leq 24n_b^2 + 12 \lceil n_b/2 \rceil + 36n_b - 24$.*

Proof. The decomposition in Eq. (85) can be used to write

$$\begin{aligned}
e^{-it \frac{a_L}{2} (\pi_I(\mathbf{x}) - \pi_I(\mathbf{y}))^2} &= e^{-it \frac{a_L}{2} \pi_I(\mathbf{x})^2} e^{-it \frac{a_L}{2} \pi_I(\mathbf{y})^2} e^{it a_L \pi_I(\mathbf{x}) \pi_I(\mathbf{y})} \\
&= e^{-it \frac{a_L Q^2}{2} \sum_{m, m'=0}^{n_b-1} 2^{m+m'} Z_{I, \mathbf{x}}^{(m)} Z_{I, \mathbf{x}}^{(m')}} e^{-it \frac{a_L Q^2}{2} \sum_{n, n'=0}^{n_b-1} 2^{n+n'} Z_{I, \mathbf{y}}^{(n)} Z_{I, \mathbf{y}}^{(n')}} e^{it a_L Q^2 \sum_{m, n=0}^{n_b-1} 2^{m+n} Z_{I, \mathbf{x}}^{(m)} Z_{I, \mathbf{y}}^{(n)}}. \quad (109)
\end{aligned}$$

Each of the first two exponentials has a circuit depth of $2 \lceil n_b/2 \rceil + 2n_b - 4$ according to Lemma 15. These two can be simulated simultaneously as they act on distinct sites. The last exponential in Eq. (109) consists of n_b^2 ZZ rotations on distinct qubits, giving a CNOT-gate depth of $2n_b^2$. Nonetheless, the same parallelization strategy as in Lemma 15 can be applied to improve this depth. In particular, the interactions involved are a special case of the general circuit considered before, in which now instead of all ZZ rotations among the $2n_b$ qubits, only interactions with length $d \geq \lceil n_b/2 \rceil$ are allowed. This means that only

$$1 \times \left(2n_b - \left\lceil \frac{2n_b}{2} \right\rceil \right) = n_b \quad (110)$$

separate layers of ZZ rotations, or twice this value for the layers of CNOT gates, need to be implemented in series. Therefore, each $e^{it a_L \pi_I(\mathbf{x}) \pi_I(\mathbf{y})}$ has a 2-qubit circuit depth of $2n_b$.

Now for the full time-evolution operator, observe that $\sum_{\langle \mathbf{x}, \mathbf{y} \rangle} e^{-it \frac{a_L}{2} (\pi_I(\mathbf{x}) - \pi_I(\mathbf{y}))^2}$ acts on adjacent sites. We apply the same strategy used for the fermionic-hopping simulation to separate the terms into two disjoint sets along each of the three Cartesian directions, where within each set, all terms can be applied together. Furthermore, kinetic operators associated with each isospin component of the pion act on distinct sets of qubit registers and can be all applied at once. Putting everything together gives

$$D_{\text{cost}}(e^{-itH_{(\nabla\pi)^2}}) \leq 6 \times \left(2 \left\lceil \frac{n_b}{2} \right\rceil + 2n_b - 4 + 2n_b \right) = 12 \left\lceil \frac{n_b}{2} \right\rceil + 24n_b - 24. \quad (111)$$

For the controlled evolution, besides the circuit depth for the uncontrolled evolution, we count and add the circuit depth associated with controlled 1-qubit Z rotations. There are $n_b + n_b(n_b - 1)/2$ 1-qubit Z rotations associated with each of the $e^{-it \frac{a_L}{2} \pi_I(\mathbf{x})^2}$ and $e^{-it \frac{a_L}{2} \pi_I(\mathbf{y})^2}$ operators, and n_b^2 1-qubit Z rotations for the $e^{it a_L \pi_I(\mathbf{x}) \pi_I(\mathbf{y})}$ operator. Again, introducing separate ancilla qubits for each $\langle \mathbf{x}, \mathbf{y} \rangle$ keeps the circuit depth independent of system size. Overall, $D_{\text{cost}}(C[e^{-itH_{(\nabla\pi)^2}}]) \leq 12 \lceil n_b/2 \rceil + 24n_b - 24 + 6 \times 2(2n_b + n_b(n_b - 1)) + 6 \times 2n_b^2 = 24n_b^2 + 12 \lceil n_b/2 \rceil + 36n_b - 24$. \square

4.3.3 The operator proportional to Π_I^2

Lemma 17. *The operation $e^{-itH_{\Pi^2}}$ with $H_{\Pi^2} := \frac{a_I^3}{2} \sum_{\mathbf{x}, I} \Pi_I(\mathbf{x})^2$, acting on n_b qubits, can be implemented with circuit depth $D_{\text{cost}}(e^{-itH_{\Pi^2}}) \leq 2n_b^2 + 2 \lceil n_b/2 \rceil - 4$. The controlled version can be implemented with circuit depth $D_{\text{cost}}(C[e^{-itH_{\Pi^2}}]) \leq 3n_b^2 + 2 \lceil n_b/2 \rceil + n_b - 4$.*

Proof. To implement the operator composed of the conjugate-momentum field while working in the field basis, we transform Π via a QFT to $\tilde{\Pi}$, which has a diagonal representation in the field basis (see Section 2.3.2). Then, the operator to be implemented is

$$e^{-it \frac{a_I^3}{2} \Pi_I(\mathbf{x})^2} = U_{\text{QFT}}^{(I)\dagger} e^{-it \frac{a_I^3}{2} \tilde{\Pi}_I(\mathbf{x})^2} U_{\text{QFT}}^{(I)}, \quad (112)$$

where $U_{\text{QFT}}^{(I)}$ is the unitary implementing the QFT on an n_b -qubit register encoding π_I , which has 2-qubit circuit depth $n_b(n_b - 1)$ [NC10, Sec. 5.1]. The $e^{-it \frac{a_I^3}{2} \tilde{\Pi}_I(\mathbf{x})^2}$ operator can be implemented in the same way as the $e^{-it \frac{m_a^2 a_L^3}{2} \pi_I(\mathbf{x})^2}$ operator, with circuit depth $2 \lceil n_b/2 \rceil + 2n_b - 4$ according to Lemma 15. Finally, terms associated with different I and \mathbf{x} can be implemented simultaneously. Therefore, in total,

$$D_{\text{cost}}(e^{-itH_{\Pi^2}}) = 2D_{\text{cost}}(U_{\text{QFT}}^{(I)}) + D_{\text{cost}}(e^{-itH_{\tilde{\Pi}^2}}) \leq 2 \times n_b(n_b - 1) + 2 \left\lceil \frac{n_b}{2} \right\rceil + 2n_b - 4 = 2n_b^2 + 2 \left\lceil \frac{n_b}{2} \right\rceil - 4. \quad (113)$$

For the controlled version, since the QFT unitaries do not have to be controlled, the circuit depth of the controlled evolution is equal to twice that of U_{QFT} , plus that of $C[e^{-it \frac{a_I^3}{2} \tilde{\Pi}_I(\mathbf{x})^2}]$, which has a circuit depth analyzed in Lemma 15. Putting these together gives $D_{\text{cost}}(C[e^{-itH_{\Pi^2}}]) \leq 2 \times n_b(n_b - 1) + n_b^2 + 2 \lceil n_b/2 \rceil + 3n_b - 4 = 3n_b^2 + 2 \lceil n_b/2 \rceil + n_b - 4$, where again we have assumed that one ancilla qubit is available per I and \mathbf{x} . \square

4.3.4 The Axial-Vector Hamiltonian

Lemma 18. *Let H_{AV} be the pion-nucleon axial-vector interaction in Eq. (82). There exists a circuit implementing $e^{-itH_{\text{AV}}}$ on n_b qubits with circuit depth $D_{\text{cost}}(e^{-itH_{\text{AV}}}) \leq 1296 + 864n_b$. The controlled version takes circuit depth $D_{\text{cost}}(C[e^{-itH_{\text{AV}}}) \leq 1296 + 1728n_b$.*

Proof. H_{AV} given in Eq. (82) involves a summation over spin S and isospin I , giving $3 \times 3 = 9$ different combinations. Each term with given S and I is composed of at most 4 combinations of creation and annihilation operators, which can be considered as 2 Hermitian-conjugate pairs for simplicity. Further, each of the $9 \times 2 = 18$ terms consists of $4n_b$ Pauli strings with Pauli weight of at most 5 [see Eq. (86)]. These $4n_b$ terms can be divided into 2 sets of terms

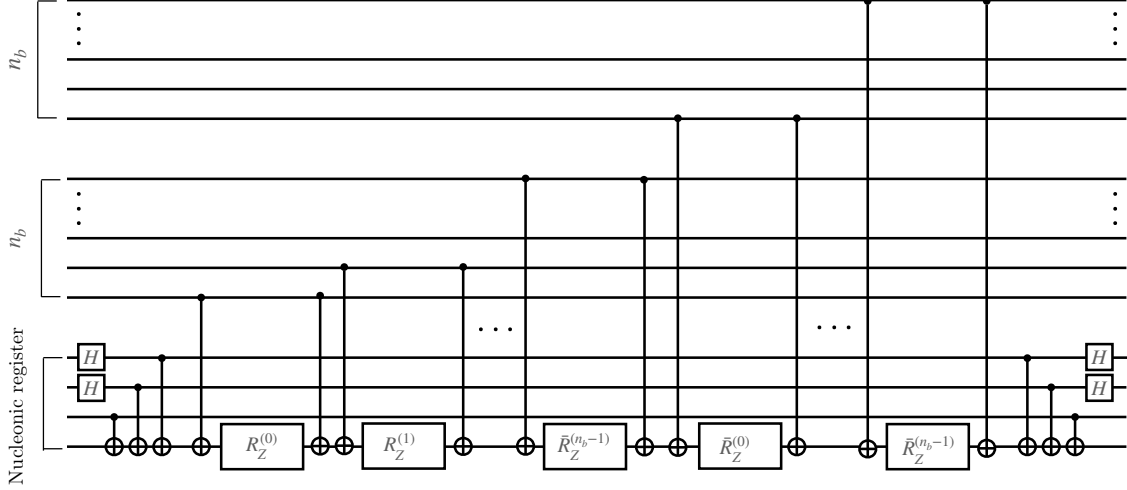


Figure 8: The circuit used to implement evolution under the term $\frac{g_A Q}{2f_\pi a_L} \left(\sum_{n=0}^{n_b-1} 2^n Z_{1,\mathbf{y}}^{(n)} - \sum_{m=0}^{n_b-1} 2^m Z_{1,\mathbf{x}}^{(m)} \right) X_i^\uparrow P X_i^\downarrow Z_i^\uparrow P Z_i^\downarrow$ appearing in Eq. (86). H denotes a Hadamard gate, $R_Z^{(k)}$ is a Z rotation with angle $-\frac{tg_A Q}{2f_\pi a_L} 2^k$, and $\bar{R}_Z^{(k)}$ is a Z rotation with angle $\frac{tg_A Q}{2f_\pi a_L} 2^k$. The superscript i denotes the qubit index of site \mathbf{x} , and \mathbf{y} is a nearest-neighbor site to \mathbf{x} . The two bosonic registers encoding $\pi_1(\mathbf{x})$ and $\pi_1(\mathbf{y})$ each involve n_b qubits. A similar circuit can be used to evolve under the other Pauli string in Eq. (86).

each containing $2n_b$ Z operators, so that within each set, the strings share four fermionic Pauli operations. It is then easy to see that each set can be implemented with 2-qubit circuit depth $2(4-1) + 4n_b$. A representative circuit of a highest-weight term implementation is shown in Fig. 8. Finally, note that H_{AV} couples nucleons on nearest-neighbor sites, hence introducing the familiar factor of 6 into the overall circuit depth (i.e., two sets of disjoint interactions along each of the three Cartesian coordinates). Putting everything together gives

$$D_{\text{cost}}(e^{-itH_{AV}}) \leq 6 \times 18 \times 2 \times (6 + 4n_b) = 1296 + 864n_b. \quad (114)$$

For the controlled version, one should account for extra $2 \times 4n_b$ 1-qubit Z rotations to be controlled within each term. Therefore, $D_{\text{cost}}(C[e^{-itH_{AV}}]) \leq (1296 + 864n_b) + 6 \times 18 \times (2 \times 4n_b) = 1296 + 1728n_b$. \square

4.3.5 The Weinberg-Tomozama Hamiltonian

Lemma 19. *Let H_{WT} be the pion-nucleon axial-vector interaction in Eq. (83). There exists a circuit implementing $e^{-itH_{WT}}$ on n_b qubits with circuit depth $D_{\text{cost}}(e^{-itH_{WT}}) \leq 98n_b^2 + 94n_b + 96$. The controlled version takes circuit depth $D_{\text{cost}}(e^{-itH_{WT}}) \leq 146n_b^2 + 190n_b + 144$.*

Proof. Implementing $e^{-itH_{WT}}$ presents a small difficulty as it involves both the $\Pi_{I_2}(\mathbf{x})$ and $\pi_{I_3}(\mathbf{x})$ operators for $I_2 \neq I_3$ simultaneously [see Eq. (83)]. Thus to implement this term, we must ensure that the relevant registers are in the proper basis. Define

$$e^{-itH_{WT}^{(I_2, I_3)}(\mathbf{x})} = e^{-\frac{it}{4f_\pi^2} \sum_{\alpha, \beta, \delta} \epsilon_{I_1 I_2 I_3} \pi_{I_2}(\mathbf{x}) \Pi_{I_3}(\mathbf{x}) a_{\alpha\beta}^\dagger(\mathbf{x}) [\tau_{I_1}]_{\beta\delta} a_{\alpha\delta}(\mathbf{x})}, \quad (115)$$

where I_1 is fixed for given I_2 and I_3 because of the Levi-Civita tensor. Then, at each site \mathbf{x} , one may decompose the operator $e^{-itH_{WT}(\mathbf{x})}$ as

$$e^{-itH_{WT}(\mathbf{x})} \approx e^{-itH_{WT}^{(1,2)}(\mathbf{x})} e^{-itH_{WT}^{(3,2)}(\mathbf{x})} e^{-itH_{WT}^{(1,3)}(\mathbf{x})} e^{-itH_{WT}^{(2,3)}(\mathbf{x})} e^{-itH_{WT}^{(2,1)}(\mathbf{x})} e^{-itH_{WT}^{(3,1)}(\mathbf{x})}, \quad (116)$$

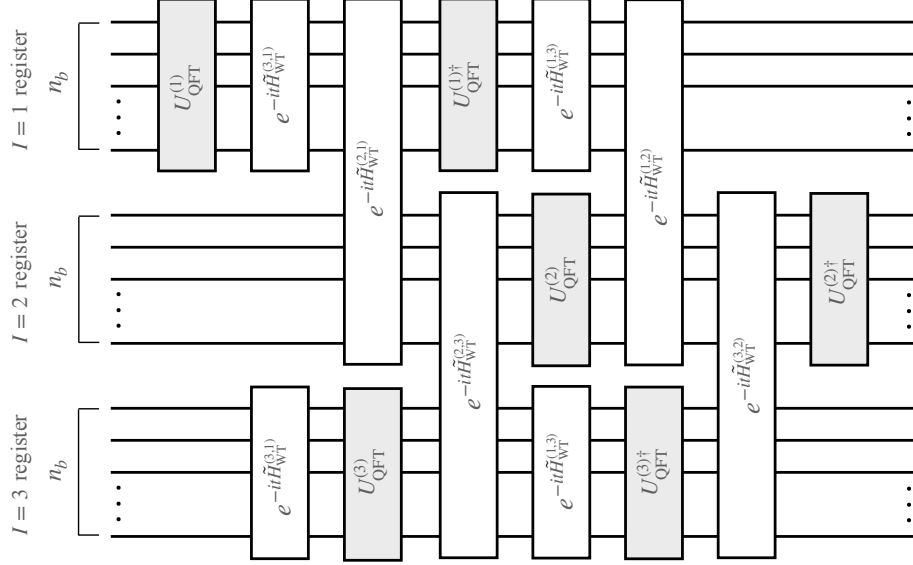


Figure 9: The circuit used to implement $e^{-itH_{WT}(x)}$ according to the decomposition proposed in Eq. (117).

up to a Trotter error that is calculated in Appendix F. This decomposition lets us implement the evolution in the basis of $\pi_I(x)$ fields using only 6 QFT unitaries. Explicitly, denoting the QFT acting on the qubit register associated with the isospin index I by $U_{\text{QFT}}^{(I)}$, $e^{-itH_{WT}(x)}$ can be implemented as

$$e^{-itH_{WT}(x)} = U_{\text{QFT}}^{(2)\dagger} e^{-it\tilde{H}_{WT}^{(1,2)}(x)} e^{-it\tilde{H}_{WT}^{(3,2)}(x)} U_{\text{QFT}}^{(2)} U_{\text{QFT}}^{(3)\dagger} e^{-it\tilde{H}_{WT}^{(1,3)}(x)} e^{-it\tilde{H}_{WT}^{(2,3)}(x)} U_{\text{QFT}}^{(3)} U_{\text{QFT}}^{(1)\dagger} e^{-it\tilde{H}_{WT}^{(2,1)}(x)} e^{-it\tilde{H}_{WT}^{(3,1)}(x)} U_{\text{QFT}}^{(1)}, \quad (117)$$

where $\tilde{H}_{WT}^{(I_2, I_3)}$ contains the QFT-transformed field $\tilde{\Pi}_{I_3}$ in place of Π_{I_3} . The circuit shown in Fig. 9 implements this operator in such a way that four of the QFT operations can be implemented in parallel with four of the $e^{-it\tilde{H}_{WT}^{(I_2, I_3)}(x)}$ operators. Therefore, the circuit depth satisfies

$$D_{\text{cost}}[e^{-itH_{WT}(x)}] \leq 2 \max_{(I_2, I_3)} \left[D_{\text{cost}}(e^{-it\tilde{H}_{WT}^{(I_2, I_3)}(x)}) \right] + 2D_{\text{cost}}(U_{\text{QFT}}^{(I)}) + 4 \max \left[\max_{(I_2, I_3)} \left[D_{\text{cost}}(e^{-it\tilde{H}_{WT}^{(I_2, I_3)}(x)}) \right], D_{\text{cost}}(U_{\text{QFT}}^{(I_1)}) \right]. \quad (118)$$

We now bound the 2-qubit circuit depths for various terms in Eq. (118). First, each QFT unitary is implemented on n_b qubits with circuit depth $n_b(n_b - 1)$. Second, each $\tilde{H}_{WT}^{(I_2, I_3)}$ involves an $a^\dagger \tau_{I_1} a$ operator, which consists of at most four types of nucleonic operators or 2 Hermitian-conjugate pairs for simplicity. Each of those pairs can be encoded into up to $2(n_b + 1)^2$ Pauli strings, with the highest Pauli weight equal to 5, as demonstrated in Eq. (87). The 2-qubit gate depth can be bounded by dividing the $2(n_b + 1)^2$ terms into 2 sets of terms each containing one of the two different fermionic strings. Within each set, the strings share 3 fermionic Pauli operations, which accompany either n_b^2 terms of ZZ type, $2n_b$ terms of Z type, or unity, hence these can be implemented with a circuit depth of up to $2(3 - 1) + 4n_b^2 + 4n_b$. A representative circuit of a highest-weight term implementation is shown in Fig. 10. Therefore, the circuit depth for each $e^{-it\tilde{H}_{WT}^{(I_2, I_3)}(x)}$ is upper bounded by $2 \times 2 \times (4 + 4n_b^2 + 4n_b) = 16(n_b^2 + n_b + 1)$. Finally, note that $e^{-itH_{WT}(x)}$ for all x can be applied simultaneously. Putting everything together, the full circuit depth for simulating H_{WT} is

$$D_{\text{cost}}[e^{-itH_{WT}}] \leq 2 \times 16(n_b^2 + n_b + 1) + 2 \times n_b(n_b - 1) + 4 \max [16(n_b^2 + n_b + 1), n_b(n_b - 1)] = 98n_b^2 + 94n_b + 96. \quad (119)$$

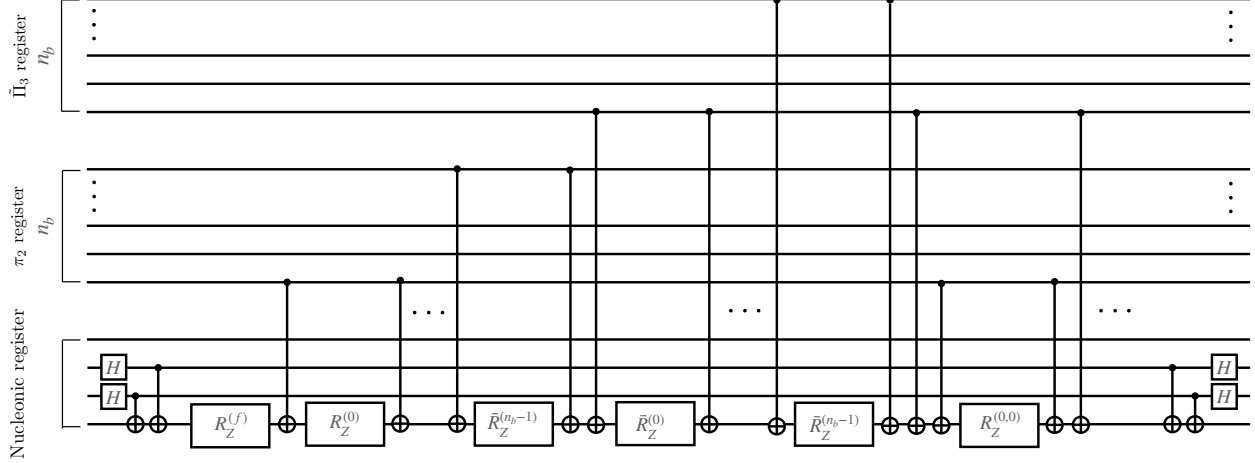


Figure 10: Circuit implementing evolution under $\frac{1}{4f_\pi^2} \left(P\mathbb{1} + Q \sum_{m=0}^{n_b-1} 2^m Z_{2,\mathbf{x}}^{(m)} \right) \left(P'\mathbb{1} + Q' \sum_{l=0}^{n_b-1} 2^l Z_{3,\mathbf{x}}^{(l)} \right) X_i^{\uparrow P} X_i^{\uparrow n} Z_i^{\downarrow P}$ [see Eq. (87)]. H denotes a Hadamard gate, $R_Z^{(f)}$ is a Z rotation with angle $\frac{tPP'}{4f_\pi^2}$, $R_Z^{(k)}$ is a Z rotation with angle $\frac{tQP'}{4f_\pi^2} 2^k$, $\bar{R}_Z^{(k)}$ is a Z rotation with angle $\frac{tQ'P}{4f_\pi^2} 2^k$, and $R_Z^{(k,l)}$ is a Z rotation with angle $\frac{tQQ'}{4f_\pi^2} 2^{k+l}$. The superscript i denotes the qubit index of site \mathbf{x} . The two bosonic registers encoding $\pi_2(\mathbf{x})$ and $\tilde{\Pi}_3(\mathbf{x})$ each involve n_b qubits. A similar circuit can be used to evolve under the other Pauli string in Eq. (87).

In order to apply the controlled version, we introduce one ancilla qubit per I and \mathbf{x} . Then, none of the QFT unitaries need to be controlled, and 4 of those can still be implemented in parallel with $e^{-it\tilde{H}_{\text{WT}}^{(I_2, I_3)}(\mathbf{x})}$. Each of the 6 $e^{-it\tilde{H}_{\text{WT}}^{(I_2, I_3)}(\mathbf{x})}$ operators, on the other hand, need to be controlled, which in addition to the circuit depth of the uncontrolled version of each, $2 \times 2 \times (n_b + 1)^2$ controlled 1-qubit Z rotations should be counted, giving $8(n_b + 1)^2$ additional CNOT gates. This gives an overall circuit depth $D_{\text{cost}}(C[e^{-itH_{\text{WT}}}]) \leq (98n_b^2 + 94n_b + 96) + 6 \times 8(n_b + 1)^2 = 146n_b^2 + 190n_b + 144$. \square

4.3.6 Total Dynamical-Pion EFT Circuit-Depth Costs

Now we examine the cost of simulating a single time step of evolution of the dynamical-pion EFT Hamiltonian for different orders of product formulae.

Lemma 20 (Dynamical-pion EFT Trotter-Step Circuit Depth). *The time evolution of the EFT Hamiltonian with dynamical pions using the $p = 1$ Trotter formula can be implemented in circuit depths $D_{\text{cost}}(\mathcal{P}_1^{D\pi}) \leq 97n_b^2 + 959n_b + 1392 + \max\{572, n_b^2 + 16\lceil \frac{n_b}{2} \rceil + 27n_b - 32\}$ and $D_{\text{cost}}(C[\mathcal{P}_1^{D\pi}]) \leq 145n_b^2 + 1919n_b + 1440 + \max\{732, 27n_b^2 + 16\lceil n_b/2 \rceil + 41n_b - 32\}$.*

Proof. A single Trotter step of evolution with the dynamical-pion Hamiltonian can be implemented as

$$\mathcal{P}_1^{D\pi} = e^{-itH_{\text{free}}} e^{-itH_C} e^{-itH_{C^2}} e^{-itH_{\pi^2}} e^{-itH_{(\nabla\pi)^2}} e^{-itH_{\Pi^2}} e^{-itH_{\text{AV}}} e^{-itH_{\text{WT}}}. \quad (120)$$

The H_{free} and pion-only terms, i.e., H_{π^2} , $H_{(\nabla\pi)^2}$, and H_{Π^2} , can be implemented simultaneously as they act on different sets of qubits. Thus,

$$\begin{aligned} D_{\text{cost}}(\mathcal{P}_1^{D\pi}) &= \max \left\{ D_{\text{cost}}(e^{-itH_{\text{free}}}) + D_{\text{cost}}(e^{-itH_C}) + D_{\text{cost}}(e^{-itH_{C^2}}), D_{\text{cost}}(e^{-itH_{\pi^2}}) \right. \\ &\quad \left. + D_{\text{cost}}(e^{-itH_{(\nabla\pi)^2}}) + D_{\text{cost}}(e^{-itH_{\Pi^2}}) \right\} + D_{\text{cost}}(e^{-itH_{\text{AV}}}) + D_{\text{cost}}(e^{-itH_{\text{WT}}}) \\ &\leq \max \left\{ 572, 2n_b^2 + 16\lceil \frac{n_b}{2} \rceil + 26n_b - 32 \right\} + 98n_b^2 + 958n_b + 1392. \end{aligned} \quad (121)$$

Proceeding similarly for the controlled implementation of the product formula, and assuming that one ancilla qubit is allocated to each fermionic register at site x and another ancilla qubit is allocated to each bosonic register at site x , the circuit depth is $D_{\text{cost}}(C[\mathcal{P}_1^{D\pi}]) = \max\{732, 28n_b^2 + 16 \lceil n_b/2 \rceil + 40n_b - 32\} + 146n_b^2 + 1918n_b + 1440$. \square

4.3.7 Total Dynamical-Pion EFT T -Gate Costs

Here, we obtain the number of T gates to implement a single $p = 1$ Trotter step for the dynamical-pion EFT.

Lemma 21 (Dynamical-Pion EFT Trotter-Step T -gate Costs). *For any $t \in \mathbb{R}$ and $\delta > 0$, there exists a circuit that implements $\tilde{V}(t)$ such that $\|\tilde{V}(t) - \mathcal{P}_1^{D\pi}(t)\| \leq \delta$ with an expected T -gate count of $g(L, n_b)(1.15 \log(2g(L, n_b)/\delta) + 9.2)$, where $g(L, n_b) = (45n_b^2 + 114n_b + 76)L^3$. Here, n_b is the number of qubits encoding each on-site pion field and L is the total number of lattice sites in each Cartesian direction. The controlled unitary $C[\tilde{V}(t)]$ can be implemented with $2g(L, n_b)(1.15 \log(4g(L, n_b)/\delta) + 9.2)$ T gates in expectation.*

Proof. To implement $\mathcal{P}_1^{D\pi}(t)$ fault-tolerantly, we use the repeat-until-success method to synthesize R_z gates, and give an equal error allowance to each of the T gates in the synthesis. We begin by determining the number of Z rotations for simulating each of the Hamiltonian terms.

Let us first consider the nucleon-only Hamiltonian terms. For $e^{-itH_{\text{free}}}$, the R_z -gate count of $28L^3$ is given in **Lemma 10**. For e^{-itH_C} and $e^{-itH_{C^2}}$, the R_z -gate costs are reported in **Lemma 14** and are $10L^3$ and $18L^3$ T gates, respectively. Note that $4L^3$ of these can be combined with those in the $e^{-itH_{\text{free}}}$ circuit.

Next, consider the pion-only Hamiltonian terms. For $e^{-itH_{\pi^2}}$ in **Eq. (106)**, there are n_b 1-qubit Z rotations and $n_b(n_b - 1)/2$ ZZ rotations for each species of pion at each spatial site, which, after expressing entangling rotations in terms of CNOT gates, gives $(n_b(n_b - 1)/2 + n_b) \times 3L^3 = 3n_b(n_b + 1)L^3/2$ R_z gates in total. For $e^{-itH_{(\nu\pi)^2}}$ in **Eq. (109)**, there are n_b 1-qubit Z rotations on the register encoding $\pi_I(x)$ and n_b 1-qubit Z rotations encoding $\pi_I(y)$ for each I and nearest-neighbor sites x and y . Then, there are $n_b(n_b - 1)/2$ ZZ rotations on the $\pi_I(x)$ register and the same number on the $\pi_I(y)$ register. Finally, there are n_b^2 ZZ rotations entangling the two registers. After expressing the entangling operations in terms of CNOT gates, this gives $(2n_b + 2 \times n_b(n_b - 1)/2 + n_b^2) \times 3L^3 = 3(2n_b^2 + n_b)L^3$ R_z gates in total. For $e^{-itH_{\Pi^2}}$ in **Eq. (112)**, we apply a QFT and an inverse QFT, each using $n_b(n_b - 1)$ 1-qubit Z rotations [**NC10**, Sec. 5.1]. The rest is essentially the same circuit as for $e^{-itH_{\pi^2}}$, using $n_b(n_b + 1)/2$ R_z gates. So, in total, for all pion species throughout the lattice, implementing $e^{-itH_{\Pi^2}}$ involves applying $(2n_b(n_b - 1) + n_b(n_b + 1)/2) \times 3L^3 = 3(5n_b^2 - 3n_b)L^3/2$ R_z gates.

Next, consider the pion-nucleon Hamiltonian terms. For $e^{-itH_{AV}}$ as discussed in **Lemma 18**, there are 18 terms with different spin and isospin structure, each composed of at most $4n_b$ Pauli strings, giving in total $72n_b$ 1-qubit Z rotations. So implementing $e^{-itH_{AV}}$ amounts to applying $72n_bL^3$ R_z gates in total. For $e^{-itH_{WT}}$ in **Eq. (117)**, we implement 6 QFT unitaries or their inverses, each using $n_b(n_b - 1)$ 1-qubit Z rotations. Then, each of the 6 $e^{-itH_{WT}^{(I_2, I_3)}}$ involves $2(n_b + 1)^2$ 1-qubit Z rotations. So, in total, implementing this term amounts to applying $6(n_b(n_b - 1) + 2(n_b + 1)^2)L^3 = 6(3n_b^2 + 3n_b + 2)L^3$ R_z gates.

We now define $g(L, n_b)$ to be the total number of Z rotations required for the full Hamiltonian, that is,

$$g(L, n_b) = (33n_b^2 + 90n_b + 64)L^3. \quad (122)$$

Each rotation is implemented to precision $\delta/g(L, n_b)$ using $1.15 \log(2g(L, n_b)/\delta) + 9.2$ T gates per rotation, on average. The overall cost is therefore

$$g(L, n_b)(1.15 \log(2g(L, n_b)/\delta) + 9.2). \quad (123)$$

In the controlled case, each Pauli string takes twice as many Z rotations, giving $2g(L, n_b)$ Z rotations, and an overall requirement of $2g(L, n_b)(1.15 \log(4g(L, n_b)/\delta) + 9.2)$ T gates in expectation. \square

5 Errors from Product-Formula Simulations and Beyond

In this section, we consider the errors associated with the product-formulae algorithm, as well as other sources of error that have been introduced, such as by truncating the Hamiltonians or during the circuit synthesis.

5.1 General Trotter Error Bounds for Number-Preserving Hamiltonians

An key aspect of our attempts to minimize the gate counts of the simulation routine is putting better upper bounds on the Trotter error (i.e., the error associated with implementing time evolution via product formulae). With this in mind, we first consider the general case of product-formula-based simulations in which the Hamiltonian i) preserves the number of fermions and ii) can be Trotterized using *local* terms that also preserve the number of fermions. Our bounds are derived from those in Ref. [Chi+21] which characterize the Trotter error in terms of the commutators of the terms in the Hamiltonian.

As already presented in Section 2.4, the key quantity appearing in the p th-order product-formula error bound is $\tilde{\alpha}_{\text{comm}}$, defined in Eq. (43). While this quantity can be trivially bounded by $\tilde{\alpha}_{\text{comm}} \leq \sum_{\gamma_{p+1}, \gamma_p, \dots, \gamma_1} \max_{\alpha} \|H_{\alpha}\|^{p+1}$, we would like to find a bound with better scaling. To begin, observe that each fermionic operator can be written as a sum of terms of the following form.

Definition 22 (Number-Preserving Fermionic Operators). *Let $\vec{i} := \{i_1, i_2, \dots, i_{k_{\vec{i}}}\}$ label fermionic modes. A number-preserving fermionic operator (NPFO) $h_{\vec{i}}$ can be expressed as*

$$h_{\vec{i}} := a^{\dagger}(i_1)a^{\dagger}(i_2)\dots a^{\dagger}(i_m)a(i_{m+1})\dots a(i_{2m})N(i_{2m+1})\dots N(i_{k_{\vec{i}}}), \quad (124)$$

where $i_1 \neq i_2 \neq \dots \neq i_{k_{\vec{i}}}$, and there are an equal number of creation and annihilation operators. If there is a constant prefactor to the NPFO, we call this the weight of the NPFO.

With this definition in mind, we obtain a general upper bound on $\tilde{\alpha}_{\text{comm}}$ for a class of fermionic Hamiltonians that includes the ones we study. In particular, we use the fact that, if all the local terms are number-preserving, the simulation remains in the subspace with a given number of fermions. By projecting into the η -fermion space, the bound on $\tilde{\alpha}_{\text{comm}}$ can be greatly reduced.

Theorem 23. *Let $\{H_{\gamma_i}\}$ be a set of translation-invariant Hamiltonians with disjoint support such that*

$$H_{\gamma_i} = J^{(\gamma_i)} \sum_{\vec{j}} h_{\vec{j}}^{(\gamma_i)}, \quad (125)$$

where each $h_{\vec{j}}^{(\gamma_i)}$ is an NPFO with locality $k^{(\gamma_i)}$. Here, \vec{j} denotes a subset of fermionic modes on a lattice, and locality $k^{(\gamma_i)}$ is the number of modes $h_{\vec{j}}^{(\gamma_i)}$ acts on. Then,

$$\begin{aligned} \|[H_{\gamma_{p+1}}, \dots, [H_{\gamma_2}, H_{\gamma_1}]]\|_{\eta} &\leq \left(\prod_{n=1}^{p+1} |J^{(\gamma_n)}| \right) \prod_{m=2}^{p+1} \left[2k^{(\gamma_m)}(k^{(\gamma_m)} - 1) \left(\sum_{n=1}^{m-1} k^{(\gamma_n)} - (m-2) \right) \left(\sum_{n=1}^{m-1} k^{(\gamma_n)} - (m-1) \right) \right. \\ &\quad \left. \times 2^{1+\min\{k^{(\gamma_m)}, \sum_{n=1}^{m-1} k^{(\gamma_n)} - (m-2)\}/2} \right] \left\lceil \frac{\eta}{\lceil k_{\min}/2 \rceil} \right\rceil, \quad (126) \end{aligned}$$

where $k_{\min} = \min_{1 \leq i \leq p+1} \{k^{(\gamma_i)}\}$.

The full proof is presented in Appendix E. The main idea is to observe that commutators of NPFOs can be written as sums of NPFOs. Further, when the NPFO is normal ordered, it will only be non-zero when acting on states with fermions present. Having rewritten the nested commutator as a sum of NPFOs, we then decompose it into subsets of NPFOs that do not have intersecting support. The fermionic semi-norm of these subsets must be $O(\eta)$ as each NPFO in the subset is only non-zero when fermions are present, but they also have disjoint support. The prefactor then depends on how many subsets the nested commutator needs to be separated into, which in turn depends on the locality of the NPFOs that occur in the Hamiltonian.

Corollary 24. *For Hamiltonians of the form given in Theorem 23, the error in the p th-order product formula is*

$$\|e^{-itH} - \mathcal{P}_p(t)\|_{\eta} = O\left(t^{p+1}\eta\right). \quad (127)$$

Notably, Corollary 24 means that the number of Trotter steps to reach a certain error scales as $O(\eta^{1/p})$ and, consequently, is independent of the lattice size. There are other bounds in the literature for fermionic Hamiltonians that are also independent of system size (e.g., Refs. [CBC21; SHC21]). However, these results consider a more restricted form of Hamiltonian, do not give explicit numerical prefactors of the error bounds, or have worse scaling in η .

Comparison of $\tilde{\alpha}_{\text{comm}}$ Upper Bound for the $p = 1$ formula	
General Bound from Theorem 23	Manual Computation in Theorem 25
2.7×10^6	1.1×10^4

Table 5: Upper bounds on $\tilde{\alpha}_{\text{comm}}$ with $p = 1$ for two fermions/nucleons as computed by the general formula in **Theorem 23** compared to the manual computation done directly as given in **Theorem 25**.

5.2 Low-Order Trotter Error for Nuclear EFTs

We now focus on computing the quantity $\tilde{\alpha}_{\text{comm}}$ for low-order product formulae applied to the nuclear EFTs that we consider. Although it is possible, in principle, to calculate the nested commutators for $p > 2$ in a similar manner, the calculation is quite involved and we do not perform it here.

5.2.1 Analytical $p = 1$ and $p = 2$ Bounds for Pionless EFT

The following theorems obtain bounds on the error in first- and second-order product-formula simulations of the time evolution of the pionless-EFT Hamiltonian defined in **Section 3.1**. These bounds are derived using the improved commutator error-bound relations of Ref. [Chi+21] that are summarized in **Section 2.4** [see in particular **Eqs. (35)** and **(39)**].

Theorem 25 ($p = 1$ Pionless-EFT Trotter Error). *For the pionless-EFT Hamiltonian described in **Section 3.1**,*

$$\left\| e^{-itH_{\star}} - \mathcal{P}_1^{(\star)}(t) \right\|_{\eta} \leq t^2 \left(15h^2\eta + 6h \max \left\{ A_1 \left\lfloor \frac{\eta}{2} \right\rfloor, A_2 \left\lfloor \frac{\eta}{3} \right\rfloor, A_3 \left\lfloor \frac{\eta}{4} \right\rfloor \right\} \right), \quad (128)$$

where $h = \frac{1}{2Ma_L^2}$ is the coefficient of the hopping term, and

$$A_1 = 2|C_{\star}|, \quad A_2 = 2|3C_{\star} + D_{\star}| + |D_{\star}|, \quad A_3 = 2|6C_{\star} + 4D_{\star}| + 4|D_{\star}|, \quad (129)$$

Here, C_{\star} and D_{\star} are the low-energy constants of two- and three-nucleon contact terms.

The proof is presented in **Appendix F.1.1**. The fundamental idea is to decompose the Hamiltonian into 7 sets of terms: 6 sets corresponding to the kinetic hopping terms on the lattice, and one corresponding to the on-site interaction term acting between fermions of different species, as described in **Section 4.1.3**. Within each set, all terms commute with each other, but they do not necessarily commute with terms in the other sets. We then compute the commutators for each of these pairs of sets. The resulting terms can be written as sets of disjoint normal-ordered fermionic creation and annihilation operators. Since normal-ordered fermionic operators are zero if the annihilation operators act on fermionic modes with no fermions present, the disjoint sets of fermionic Hamiltonians have the property that their fermionic semi-norm does not scale with the lattice size, but instead scales as the number of fermions (see **Theorem 34** for the proof).

The $p = 1$ error bound in **Theorem 25**, which is computed using the pionless-EFT Hamiltonian by evaluating commutators manually, can be compared against the general bound obtained from **Theorem 23**. As can be seen from **Table 5**, the ‘‘manual’’ method is better by a factor of 10^2 for the first-order product formula. This indicates that the number of Trotter steps needed to reach a given accuracy is lower by a factor of 10^2 than if the analysis was based on the loose bound of **Theorem 23**. In other words, one can get significant gains from taking into account the actual structure of the Hamiltonian. However, evaluating explicit nested commutators for a general high-order formula may be impractical for complicated Hamiltonians.

Theorem 26 ($p = 2$ Pionless-EFT Trotter Error). *For the pionless-EFT Hamiltonian described in **Section 3.1**:*

$$\left\| e^{-iH_{\star}t} - \mathcal{P}_2^{(\star)}(t) \right\|_{\eta} \leq \frac{t^3}{12} \left(125h^3\eta + 216h^2 (\max\{n_2, n_3, n_4\} + \max\{c_3, c_4\}) \right) \quad (130)$$

$$+ 60h^2 \max\{w_1, w_2, w_3\} + 12h (2 \max\{q_2, q_3, q_4\} + \max\{q'_3, q'_4\}) \Big), \quad (131)$$

where $h = \frac{1}{2Ma_L^2}$ is the coefficient of the hopping term, and

$$n_2 = |C_{\neq}| \left\lfloor \frac{\eta}{2} \right\rfloor, \quad n_3 = |3C_{\neq} + D_{\neq}| \left\lfloor \frac{\eta}{3} \right\rfloor, \quad n_4 = |6C_{\neq} + 4D_{\neq}| \left\lfloor \frac{\eta}{4} \right\rfloor, \quad (132)$$

$$c_3 = |D_{\neq}| \left\lfloor \frac{\eta}{3} \right\rfloor, \quad c_4 = 4|D_{\neq}| \left\lfloor \frac{\eta}{4} \right\rfloor, \quad (133)$$

$$w_2 = 2|C_{\neq}| \left\lfloor \frac{\eta}{2} \right\rfloor, \quad w_3 = (|D_{\neq}| + 2|3C_{\neq} + D_{\neq}|) \left\lfloor \frac{\eta}{3} \right\rfloor, \quad w_4 = (4|D_{\neq}| + 2|6C_{\neq} + 4D_{\neq}|) \left\lfloor \frac{\eta}{4} \right\rfloor, \quad (134)$$

$$q_2 = 2|C_{\neq}|^2 \left\lfloor \frac{\eta}{2} \right\rfloor, \quad q_3 = 4 \left| \frac{C_{\neq}}{2} + \frac{D_{\neq}}{6} \right| \left(12 \left| \frac{C_{\neq}}{2} + \frac{D_{\neq}}{6} \right| + |D_{\neq}| \right) \left\lfloor \frac{\eta}{3} \right\rfloor, \quad (135)$$

$$q_4 = 24 \left| \frac{C_{\neq}}{2} + \frac{D_{\neq}}{3} \right| \left(6 \left| \frac{C_{\neq}}{2} + \frac{D_{\neq}}{3} \right| + |D_{\neq}| \right) \left\lfloor \frac{\eta}{4} \right\rfloor, \quad (136)$$

$$q'_3 = \left(8|D_{\neq}| \left| \frac{C_{\neq}}{2} + \frac{D_{\neq}}{6} \right| + \frac{2}{3} D_{\neq}^2 \right) \left\lfloor \frac{\eta}{3} \right\rfloor, \quad q'_4 = 8|D_{\neq}| \left(6 \left| \frac{C_{\neq}}{2} + \frac{D_{\neq}}{3} \right| + |D_{\neq}| \right) \left\lfloor \frac{\eta}{4} \right\rfloor, \quad (137)$$

Here, C_{\neq} and D_{\neq} are the low-energy constants of two- and three-nucleon contact terms.

The proof is presented in [Appendix F.1.2](#).

5.2.2 Analytical $p = 1$ Bounds for OPE and Dynamical-Pion EFTs Trotterization Error

Similar product-formula error bounds can be derived for the OPE and dynamical-pion EFTs. Due to the significantly more complex interactions, we refrain from writing down the corresponding error expressions and defer both the statements and proofs to [Appendices F.2](#) and [F.3](#), where we consider the $p = 1$ case. Here instead, we simply describe the scaling of the simulation error in terms of evolution time and system parameters. An additional error arises from the truncated interaction range for the OPE Hamiltonian (see [Section 3.2.3](#) and [Appendix B](#)) and the truncated digitized-field Hilbert space for the dynamical-pion Hamiltonian (see [Section 3.3.4](#) and [Appendix C](#)), which introduce truncation errors ϵ_{trunc} and ϵ_{cut} , respectively—we save this discussion for [Section 5.3](#). For the moment, we only consider the Trotterization error from simulating the truncated Hamiltonians using product formulae, i.e. the error associated with Hamiltonians explicitly constructed in [Sections 3.2](#) and [3.3](#).

The OPE EFT can be simulated using a p th-order product formula with an error that scales as

$$\|\mathcal{P}_p(t) - e^{-itH_{\text{OPE}}}\|_{\eta} = O\left(t^{p+1}\eta\right). \quad (138)$$

For the dynamical-pion EFT with $p = 1$,

$$\|\mathcal{P}_1(t) - e^{-itH_{D\pi}}\|_{\eta} = O\left(\pi_{\text{max}}^2 \Pi_{\text{max}}^2 t^2 L^3\right), \quad (139)$$

where $\pi_{\text{max}}, \Pi_{\text{max}}$ are defined in [Lemma 3](#). For a p th-order product formula, we have

$$\|\mathcal{P}_p(t) - e^{-itH_{D\pi}}\|_{\eta} = O\left(\pi_{\text{max}}^{p+1} \Pi_{\text{max}}^{p+1} t^{p+1} L^3\right). \quad (140)$$

While the prefactor for the $p = 1$ case is calculated in [Appendix F.3](#), the explicit calculation for the $p = 2$ case is cumbersome and is not reported in this work.

5.3 Errors Beyond Product-Formula Error

In general, the product-formula error discussed previously in [Section 5.2.2](#) is not the only source of error. The Hamiltonians themselves are approximated, as already discussed, and this introduces an additional error in time evolution that we will account for in this section. Recall that in the OPE case, the long-range OPE interactions are cut off, while in the dynamical-pion case, the pion field and its conjugate momentum are truncated and digitized. Here, we present the dependence of the full error on both product-formula and truncation errors for each model. The pionless-EFT simulation error only arises from product-formula error and was presented in [Section 5.2.1](#).

	Near-Term Evolution Error Budget	Fault-Tolerant Evolution Error Budget
Pionless EFT	$r\epsilon_{\text{prod}} = \epsilon$	$r\epsilon_{\text{prod}} = rN_{R_z}\epsilon_{\text{syn}} = \epsilon/2$
One-Pion Exchange	$r\epsilon_{\text{prod}} = \epsilon_{\text{trunc}} = \epsilon/2$	$r\epsilon_{\text{prod}} = \epsilon_{\text{trunc}} = rN_{R_z}\epsilon_{\text{syn}} = \epsilon/3$
Dynamical Pions	$r\epsilon_{\text{prod}} = 2\sqrt{2}\epsilon_{\text{cut}} = \epsilon/2$	$r\epsilon_{\text{prod}} = 2\sqrt{2}\epsilon_{\text{cut}} = rN_{R_z}\epsilon_{\text{syn}} = \epsilon/3$

Table 6: Error budget for the time-evolution task in different models. Here, near term refers to non-error-corrected circuits which do not require T gates to be synthesized, r is the number of Trotter steps, and N_{R_z} is the number of 1-qubit R_z gates for each Trotter step. The total error on the time-evolution operator is denoted by ϵ .

Lemma 27. Let H_{OPE} be the full OPE-EFT Hamiltonian as defined in Section 3.2, and let \tilde{H}_{OPE} be the OPE Hamiltonian with the long-range terms truncated to only include terms in which nucleons interact up to a maximum distance ℓ . Then,

$$\|e^{-itH_{\text{OPE}}} - \mathcal{P}^r(t/r)\| \leq r\epsilon_{\text{prod}}(t/r) + \epsilon_{\text{trunc}}, \quad (141)$$

where $\epsilon_{\text{prod}}(t/r)$ is the standard product-formula error and $\epsilon_{\text{trunc}} = t\|H_{\text{OPE}} - \tilde{H}_{\text{OPE}}\|$.

Proof. The result can be deduced by a straightforward application of the triangle inequality:

$$\|e^{-itH} - \mathcal{P}^r(t/r)\| \leq \|e^{-itH} - e^{-it\tilde{H}}\| + \|e^{-it\tilde{H}} - \mathcal{P}^r(t/r)\| \leq \epsilon_{\text{trunc}}(t) + r\epsilon_{\text{prod}}(t/r), \quad (142)$$

as claimed. \square

For the pionful Hamiltonians, as discussed previously, we introduce a finite cutoff scale for the strength of the pion field and its conjugate momentum. This introduces an associated error denoted by ϵ_{cut} .

Lemma 28. Let $H_{D\pi}$ be the full dynamical π -pion EFT Hamiltonian as per Section 3.3, and let $\rho = |\psi\rangle\langle\psi|$ and $\rho_{\text{cut}} = |\psi_{\text{cut}}\rangle\langle\psi_{\text{cut}}|$ be the density matrices associated with the states of the untruncated ($|\psi\rangle$) and truncated ($|\psi_{\text{cut}}\rangle$) bosonic fields, respectively. Then,

$$\|e^{-itH_{D\pi}}\rho e^{iH_{D\pi}t} - \mathcal{P}^r(t/r)\rho_{\text{cut}}\mathcal{P}^{r\dagger}(t/r)\|_1 \leq r\epsilon_{\text{prod}}(t/r) + 2\sqrt{2}\epsilon_{\text{cut}}, \quad (143)$$

where $\|\cdot\|_1$ denotes the Schatten 1-norm, $F(\rho, \rho_{\text{cut}}) = |\langle\psi|\psi_{\text{cut}}\rangle|^2 = (1 - \epsilon_{\text{cut}})^2$, and $\epsilon_{\text{prod}}(t/r)$ is the product-formula error for time t/r .

Proof. Once again, the triangle inequality can be used to derive this result:

$$\|e^{-itH}\rho e^{iHt} - \mathcal{P}^r(t/r)\rho_{\text{cut}}\mathcal{P}^{r\dagger}(t/r)\|_1 \leq \|e^{-itH}\rho e^{iHt} - e^{-itH}\rho_{\text{cut}}e^{iHt}\|_1 + \|e^{-itH}\rho_{\text{cut}}e^{iHt} - \mathcal{P}^r(t/r)\rho_{\text{cut}}\mathcal{P}^r(t/r)\|_1 \quad (144)$$

$$\leq \|\rho - \rho_{\text{cut}}\|_1 + \|e^{-itH}\rho_{\text{cut}}e^{iHt} - \mathcal{P}^r(t/r)\rho_{\text{cut}}\mathcal{P}^{r\dagger}(t/r)\|_1 \quad (145)$$

$$\leq 2\sqrt{1 - F(\rho, \rho_{\text{cut}})} + r\epsilon_{\text{prod}}(t/r) \quad (146)$$

$$\leq 2\sqrt{2}\epsilon_{\text{cut}} + r\epsilon_{\text{prod}}(t/r), \quad (147)$$

where we have used the fact that, for a positive semi-definite matrix A , $\|A\|_1 = \text{tr}(A)$, and that, for Hermitian $A - B$, $\text{tr}(A - B) = \text{tr}\sqrt{(A - B)^\dagger(A - B)} = \|A - B\|_{\text{tr}} \leq 2\sqrt{1 - F(A, B)}$, with $\|A - B\|_{\text{tr}}$ being the trace distance between A and B and $F(A, B)$ being the fidelity between A and B . \square

Besides ϵ_{prod} , ϵ_{trunc} , and ϵ_{cut} , there is also an error associated with imperfect synthesis of R_z gates using T gates. This latter error source is only relevant for simulations in the fault-tolerant setting, and is bounded by the total number of R_z gates in each operator's implementation times the synthesis error ϵ_{syn} introduced in Eq. (92). In both the near- and fault-tolerant cases, our strategy in the following section is to split the total error on the time-evolution operator equally among the applicable sources of error. This choice is summarized in Table 6.

For the phase estimation task described in Section 2.5, we must account for additional error in the measurement of the eigenvalue, besides the Trotter, truncation, and gate-synthesis errors (where the latter, as mentioned, is only relevant

	Near-Term QPE Error Budget	Fault-Tolerant QPE Error Budget
Pionless EFT	$r\epsilon_{\text{prod}} = \sqrt{3}\pi/2^m$	$r\epsilon_{\text{prod}} = rN_{R_z}\epsilon_{\text{syn}} = \sqrt{3}\pi/2^{m+1}$
One-Pion Exchange	$r\epsilon_{\text{prod}} = \epsilon_{\text{trunc}} = \sqrt{3}\pi/2^{m+1}$	$r\epsilon_{\text{prod}} = \epsilon_{\text{trunc}} = rN_{R_z}\epsilon_{\text{syn}} = \sqrt{3}\pi/(3 \times 2^m)$
Dynamical Pions	$r\epsilon_{\text{prod}} = 2\sqrt{2}\epsilon_{\text{cut}} = \sqrt{3}\pi/2^{m+1}$	$r\epsilon_{\text{prod}} = 2\sqrt{2}\epsilon_{\text{cut}} = rN_{R_z}\epsilon_{\text{syn}} = \sqrt{3}\pi/(3 \times 2^m)$

Table 7: Error budget for the spectroscopy task using QPE in different models. Here, near term refers to non-error-corrected circuits which do not require T gates to be synthesized, m is the bit accuracy of the energy eigenvalue, r is the number of Trotter steps, and N_{R_z} is the number of 1-qubit R_z gates for each Trotter step. The total error on the time-evolution operator is denoted by ϵ , and ϵ_{prod} and ϵ_{trunc} should be evaluated at time $t = 2\pi/\|H\|$.

for fault-tolerant simulations). For the purposes of this work, we ignore the error incurred in the eigenstate-preparation task. As in Section 2.5, we follow the error analysis from Refs. [Bab+18a; Ste+22] and add the phase estimation error to the rest of incurred errors in quadrature. For the OPE EFT,

$$\frac{\Delta E}{\|H\|} = \sqrt{\left(\frac{1}{2^{m+1}}\right)^2 + \left(\frac{r\epsilon_{\text{prod}} + \epsilon_{\text{trunc}} + rN_{R_z}\epsilon_{\text{syn}}}{2\pi}\right)^2}, \quad (148)$$

where m is the bit accuracy of the energy eigenvalue, r is the number of Trotter steps performed in the QPE algorithm, and N_{R_z} is the number of R_z gates per Trotter step. For the pionless EFT, we set $\epsilon_{\text{trunc}} = 0$ in Eq. (148), while for the dynamical-pion EFT, we replace ϵ_{trunc} with $2\sqrt{2}\epsilon_{\text{cut}}$. Finally, for near-term implementations, we set $\epsilon_{\text{syn}} = 0$. Note that ϵ_{prod} and ϵ_{trunc} should be evaluated at time $t = 2\pi/\|H\|$. Generally, we choose to split the error budget equally between all the error terms in the parentheses on the right in Eq. (148). Our choice is summarized in Table 7 for the various EFTs of this work.

6 Resource Estimates for the Full Simulation

Given the circuit and error-bound analyses of the previous sections, we are ready to combine all the results to assess resource requirements for simulating nuclear EFTs. This section focuses on two simulation tasks: time-evolving the nucleons across the lattice and energy spectroscopy via a quantum-phase-estimation algorithm. We assume that state preparation can be done with separate resources and with high fidelity.

6.1 Time Evolution

Here, we estimate the resources to simulate time evolution. We consider a characteristic time for the nucleons to cross the lattice, defined as

$$T_{\text{cross}} := \frac{a_L L M_N}{P} = a_L L \sqrt{\frac{M_N}{2E_{\text{kin}}}}, \quad (149)$$

where P is the total momentum of a single nucleon, E_{kin} is the single-nucleon kinetic energy, M_N is the mass of a single nucleon, a_L is the lattice spacing, and L is the unitless lattice dimension (i.e., the number of lattice points along each Cartesian axis). This is (approximately) the relevant timescale for events such as scattering experiments where particles are fired at each other across the lattice.

To be concrete, let us set $a_L = 1.6$ fm, $L = 10$, $E_{\text{kin}} = 10$ MeV, and further allow a total error of at most 0.1 on the spectral norm of the time-evolution operator. The scaling of the circuit depths and T gates in terms of the number of fermions is plotted in Fig. 11 for the crossing time for the three EFT models considered in this work. The cost increases with the number of fermions. The theory with dynamical pions is the most costly, while the pionless EFT is the least costly.

Our work provides significant improvement over previous simulation algorithms for pionless EFTs [Rog+20b]. As shown in Fig. 12, for the $p = 2$ product formula, our circuit depths can be a factor of $\sim 10^6$ smaller for around 40 fermions on a $10 \times 10 \times 10$ lattice. The majority of these gains come from two sources: i) a significantly smaller error

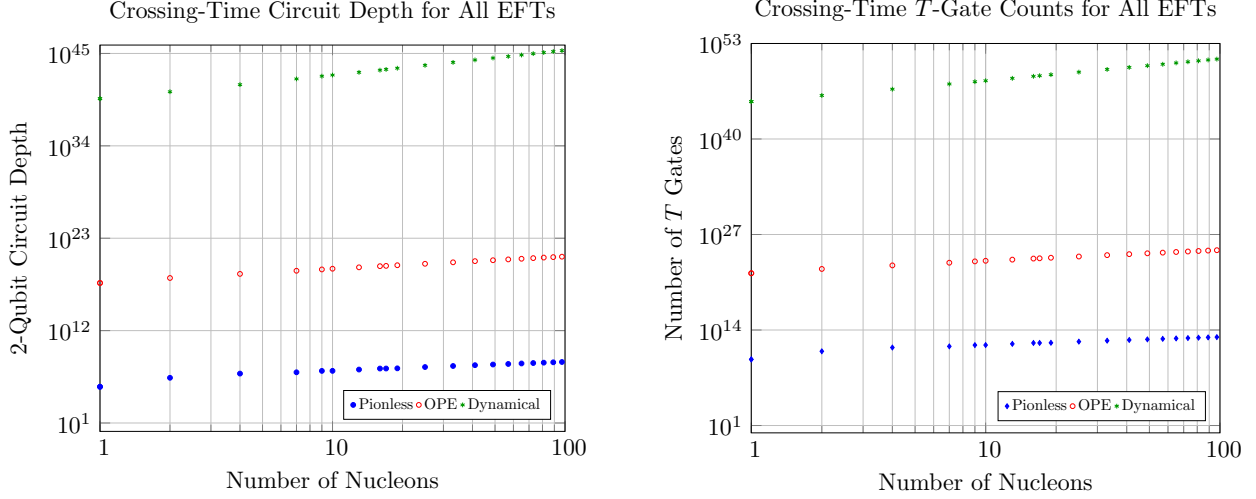


Figure 11: Plots showing the 2-qubit circuit depth (left) and T -gate count (right) as a function of the number of nucleons for simulating the evolution according to different EFTs for the crossing time with a total error of at most 0.1. All costs are for the $p = 1$ product formula and assume a $10 \times 10 \times 10$ lattice with $a_L = 1.6$ fm, with a kinetic energy per nucleon $E_{\text{kin}} = 10$ MeV.

	Circuit Depth	T -Gate Count	Number of Qubits
Pionless EFT (VC)	5.8×10^8	4×10^{12}	6,000
Pionless EFT (Compact)	7.6×10^7	4×10^{12}	10,000
One-Pion Exchange	1.8×10^{20}	2.0×10^{24}	6,000
Dynamical Pions	1.6×10^{44}	5.2×10^{49}	138,000

Table 8: Simulation costs for the crossing time for different EFTs to a total error of 0.1 in the time-evolution operator with 40 nucleons present. All costs are for the $p = 1$ product formula and assume a $10 \times 10 \times 10$ lattice with $a_L = 1.6$ fm, with a kinetic energy per nucleon of $E_{\text{kin}} = 10$ MeV.

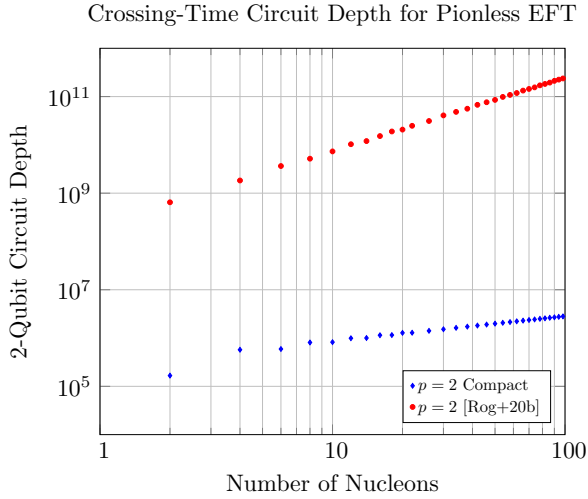


Figure 12: Comparison of the pionless EFT 2-qubit circuit depths for this work and Ref. [Rog+20b] for simulating evolution for the crossing time to a total error of 0.1 using a $p = 2$ product formula. We assume a $10 \times 10 \times 10$ lattice with $a_L = 1.6$ fm, with a kinetic energy per nucleon of $E_{\text{kin}} = 10$ MeV.

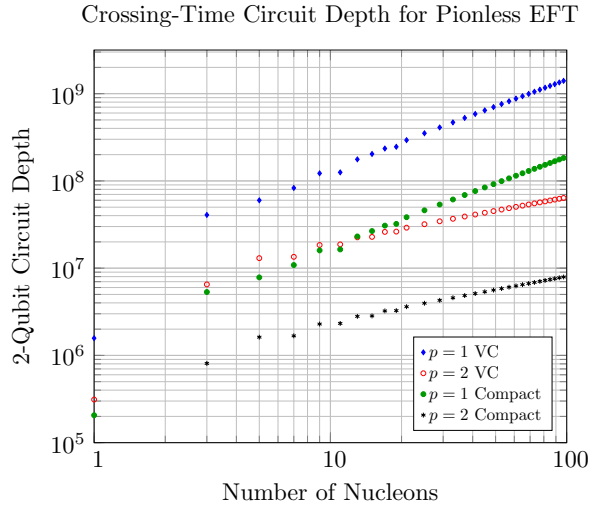


Figure 13: Comparison of the pionless EFT 2-qubit circuit depths for VC and compact encodings and $p = 1, 2$ product formulae, for simulating evolution for the crossing time to a total error of 0.1. We assume a $10 \times 10 \times 10$ lattice with $a_L = 1.6$ fm, with a kinetic energy per nucleon of $E_{\text{kin}} = 10$ MeV.

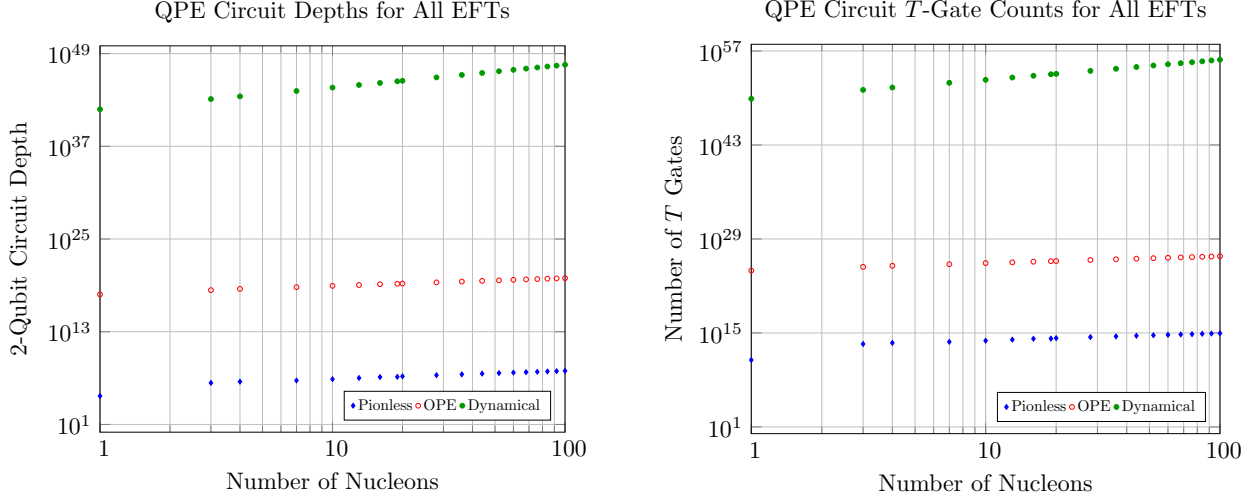


Figure 14: Circuit depth (left) and T -gate cost (right) as a function of the number of nucleons for quantum phase estimation to 1 MeV of precision on a $10 \times 10 \times 10$ lattice with $a_L = 1.6$ fm with an energy cutoff of 140 MeV, and with correctness probability $1 - \delta = 0.3$.

bound for product formulae, obtained by direct computation of pertinent commutators, and ii) using a local fermionic encoding rather than the Jordan-Wigner encoding, which allows for significant circuit parallelization. These both contribute roughly equally to the circuit-depth reduction. Despite this, Table 8 shows that, for the current analysis and simulation regime considered, and for comparable regimes, the simulation will not be feasible on a near-term quantum computer.

Finally, we compare the efficiency of $p = 1$ and $p = 2$ formulae, and that of the different fermionic encodings. First, Fig. 13 shows that the $p = 2$ formula drastically outperforms $p = 1$ for the pionless EFT. Second, the stacked compact encoding allows for a small but meaningful reduction in circuit depths. Since the compact encoding uses more qubits, whether it is worthwhile will depend on the number of qubits and circuit depths available.

6.2 Energy Spectroscopy via QPE

The cost of performing QPE to determine an energy eigenvalue with a given precision is illustrated in Fig. 14 for all EFTs, assuming that the corresponding eigenstate has already been prepared.¹⁰ For concreteness, we consider phase estimation with the $p = 1$ product formula to a precision of $\Delta E = 1$ MeV on a $10 \times 10 \times 10$ lattice with $a_L = 1.6$ fm with a success probability of 0.3. To use the analytical bounds in the case of the EFT with dynamical pions, we must set a cutoff on $\|H_{D\pi}\|$. We assume that states are bounded by an energy of $E_{\max} = 140$ MeV (approximately the mass of the pion) such that no dynamical pions are produced in the process. Thus, we replace $\|H_{D\pi}\|$ with $E_{\max} = 140$ MeV in Eq. (148). As observed, pionless EFT is still the cheapest and dynamical-pion EFT is the most expensive for this task too. Finally, Fig. 15 shows a comparison of circuit depths between different fermionic encoding and between different orders of product formula for the case of pionless EFT for the QPE task.

6.3 Discussion

Both the time evolution and QPE benchmarks described above involve computational resources that are currently unavailable. Indeed, these tasks appear to be challenging even in the fault-tolerant era.

The comparison between the different models shows that, as expected, the pionless EFT is the least resource-intensive to simulate. Perhaps surprisingly, given the large number of long-range interactions which need to be implemented, the OPE EFT is drastically less expensive to simulate than the dynamical-pion EFT both in terms of circuit depth and

¹⁰QPE can also be used to prepare the state we wish to learn the energy of using projective measurements. However, we leave this to a future work.

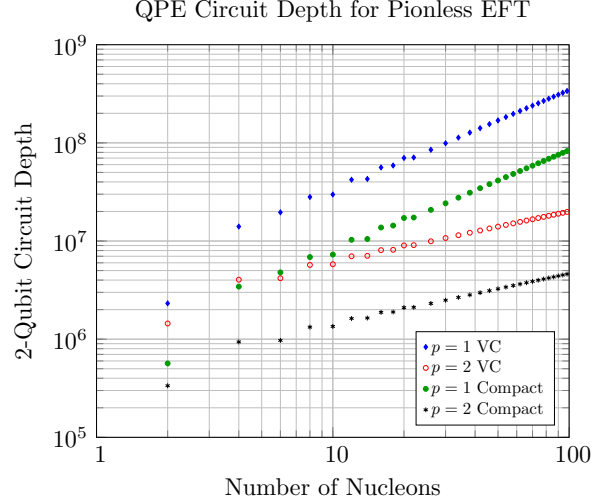


Figure 15: Quantum-phase-estimation circuit depth costs for the pionless EFT for $p = 1$ and $p = 2$ product formulae and for the VC and compact encodings on a $10 \times 10 \times 10$ lattice with $a_L = 1.6$ fm to 1 MeV of precision, with an energy cutoff of 140 MeV and with correctness probability $1 - \delta = 0.3$.

T -gate costs and the number of qubits. As such, when going beyond pionless EFT, working with the OPE EFT is advantageous, despite the cost of replacing local interactions with non-local ones. Part of the reason the OPE EFT is more competitive against the dynamical-pion EFT is due to the larger associated Trotter error resulting from norms of the terms involving pion fields appearing in the error bounds. Placing more stringent bounds on these terms using strategies beyond those used in this work may reduce the resource estimates in the future. On the other hand, for the OPE EFT, all-to-all connectivity is key, whereas for pionless EFT and dynamical-pion EFTs, one only needs to implement interaction terms between nearby sites. Although we have assumed an all-to-all architecture here, when implementing simulations on certain realistic architectures, such a feature may not be available, leading to additional overhead. This may change the comparative advantage of simulating this EFT or other local formulations.

The circuit-depth costs for the pionless EFT show that the $p = 2$ product formula can offer significant savings over the $p = 1$ case, particularly as η grows larger. Higher-order product formulae beyond $p = 2$ will likely be even more efficient, but bounding their errors in terms of nested commutators is a daunting task. Furthermore, the compact encoding gives modest reductions in circuit depth over the VC encoding, by a factor of about 7, at the expense of a modest increase in the number of qubits. For near-term devices in particular, this trade-off may be advantageous, but the opposite may hold for fault-tolerant systems.

7 Summary, Conclusions, and Outlook

In this work, we have evaluated the cost of simulating various effective field theories of low-energy nuclear physics using near-term and fault-tolerant quantum computers. We compared the performance of different simulation methods and investigated how the choices of the EFT formulation, fermionic and bosonic encodings, truncation and digitization of the bosonic Hilbert spaces, cutoffs for long-range interactions, product-formulae order, decomposition of the simulation unitaries into elementary gates, and bounding the error in the chosen algorithm, impact the simulation cost for performing basic tasks such as time evolution and energy spectroscopy. Along the way, we have developed new methods, applied the existing ones in new contexts, obtained new insights, and improved upon prior results. In this section, we summarize these methods and strategies, along with our findings and conclusions. Despite presenting an extensive study of quantum simulation of low-energy nuclear EFTs, our work can be expanded and complemented in several directions, as we discuss in the final part of this section.

7.1 Summary of Methods and Results

Here, we briefly outline the techniques used to implement the time evolution of nuclear EFTs and the various trade-offs made, along with a number of general results concerning non-relativistic fermionic simulations.

Representation of the Hamiltonian. Throughout, we have used a real-space representation of the Hamiltonian on a discretized lattice in the second-quantization formulation. The fact that both the kinetic and interaction terms in all the EFTs have some notion of spatial locality suggests that gate counts are likely to be smaller for the real-space representation. Our choice to work in second quantization rather than first quantization is motivated by the fact that the models we study are similar to the Fermi-Hubbard model, for which much optimization has been done in the second-quantization formulation [CBC21]. Furthermore, there is an additional cost associated with antisymmetrization in the first quantization approach, which needs to be analyzed carefully before comparing the cost of first- and second-quantization of nuclear-EFT simulations. Indeed, as studied in the context of quantum-chemistry simulations, there may be benefits in the first-quantization approach [Su+21].

Fermionic encodings. The commonly used Jordan-Wigner and Bravyi-Kitaev encodings involve large gate overheads. Here, we exploit the locality of nuclear EFT Hamiltonians and the fact that they preserve the total number of fermions to apply the Verstraete-Cirac encoding. This allows the hopping terms to be implemented in $O(1)$ depth, independent of the system’s volume. For the pionless EFT, the fact that the Hamiltonian does not mix different species allows us to apply the compact encoding in a way that improves the circuit depths even further.

Parallelizable circuit implementation. The use of local fermionic encodings in this work means that, for all the nuclear EFTs we study, the interactions are spatially local in the sense that their representation on qubits only acts on the qubits that represent the fermionic modes the Hamiltonian actually acts on. This allows all of the interaction terms to be highly parallelized, i.e., implemented on disjoint sets of qubits simultaneously, giving circuit depths independent of the number of fermionic modes.

Truncating long-range interactions. The one-pion exchange EFT involves long-range interactions among nucleons. Not only is the interaction complicated by the presence of different spin, isospin, and orbital angular-momentum structures, but there are also many such interactions to implement. We take advantage of the rapid decay of the OPE interaction, characterized by the Compton wavelength of the pion, to truncate the interaction range and bound the associated error. This is a source of systematic error in the algorithm and is taken into account in assessing the final simulation cost.

Truncating pions’ Hilbert spaces. For the EFTs with pions explicitly present, one must choose a representation for the bosonic field and introduce a finite cutoff to the (otherwise unbounded) Hilbert space. We choose the discretized-space field basis used by Jordan, Lee, and Preskill [JLP12] for a scalar field theory, as each of the three isospin components of the pion field can be naturally expressed in this basis. The same techniques as in Ref. [JLP12] are then used to determine the finite cutoff on the field strength, and the corresponding digitization scale, bounding the energy expectation values in any state in the theory. This cutoff and the digitization scale then impact the resource requirements of the simulation, and have been taken into account in the analysis of this work.

Error bounds for product formulae. We also exploit properties of the Hamiltonians to reduce the Trotter error. We prove general upper bounds on the error associated with a class of fermionic Hamiltonians, including the nuclear Hamiltonians of this work. Notably, by taking advantage of the translational invariance, locality, and number-preserving properties of the Hamiltonian, we prove the following:

Theorem 29 (Informal Statement of [Theorem 23](#): Trotter Error for Fermion-Only Systems). *Let $H = \sum_{\gamma} H_{\gamma}$, where H_{γ} are translation-invariant terms that act only on fermionic modes, preserving the total number of*

fermions, and suppose e^{-itH_γ} can be implemented with an efficient circuit. Consider the evolution of a state with exactly η fermions. Then, the error from the p th-order product formula, $\mathcal{P}_p(t)$, is

$$\|\mathcal{P}_p(t) - e^{-itH}\|_\eta \leq C_p t^{p+1} \eta, \quad (150)$$

where C_p is a factor depending on p , the spectral norm of the local terms, and the degree of locality of the Hamiltonian.

This gives $O(\eta)$ scaling in the error, or $O(\eta^{1/p})$ scaling in the number of Trotter steps to implement the formula for a fixed evolution time and allowed error, which is *independent of the lattice size and the number of fermionic modes*. Although similar results have been achieved for the Fermi-Hubbard model in Refs. [SHC21; CBC21; SM23], our results simultaneously i) apply to a more general class of Hamiltonians than the Fermi-Hubbard models studied in these works, and ii) explicitly compute the prefactor C_p .

Additionally, for the EFTs that explicitly include bosons, we have the following.

Theorem 30 (Informal Statement of **Theorem 38**: General Error Bound). *Let $H = \sum_\gamma H_\gamma$, where H_γ are terms of the form of the dynamical-pion EFT considered in this work, which acts on both fermionic and bosonic modes, preserving the number of fermions. Consider the evolution of a state with exactly η fermions. Then, the error from the p th-order product formula, $\mathcal{P}_p(t)$, is*

$$\|\mathcal{P}_p(t) - e^{-itH}\|_\eta \leq C_p \pi_{\max}^{p+1} \Pi_{\max}^{p+1} L^3 t^{p+1}, \quad (151)$$

where C_p is a factor depending on p and the degree of locality of the Hamiltonian, and π_{\max} and Π_{\max} are the cutoff values for the bosonic field strength and its conjugate momentum, respectively. Furthermore, π_{\max} and Π_{\max} scale as

$$\pi_{\max} = O\left(\sqrt{\frac{\eta L^3 E}{\epsilon}}\right), \quad \Pi_{\max} = O\left(\sqrt{\frac{\eta L^3 E}{\epsilon}}\right), \quad (152)$$

where ϵ is the target precision and E is the energy scale.

Explicit error-bound calculation. The above theorems give bounds for general Hamiltonians satisfying the relevant conditions, and the scaling in the number of fermions is likely optimal. However, the combinatorial prefactor C_p is often very loose as the formula only accounts for the locality of the interaction rather than its explicit form. By explicitly considering the Hamiltonians for the nuclear EFTs of this work and computing the commutators of the terms in the sum, we achieve much tighter bounds. In particular, for the $p = 1$ product-formula simulation of the pionless EFT, we improve the bound by a factor of about 10^6 by evaluating and bounding the relevant commutators explicitly.

Asymptotic simulation cost of nuclear EFTs. **Table 9** gives the asymptotic scaling of the 2-qubit circuit depth, T -gate count, and qubits to simulate the constant-time evolution of the different EFTs for a certain set of parameters, collected from the analyses of this work.

7.2 Conclusions and Takeaways

Detailed results of this study for the full simulation costs of nuclear EFTs are presented in **Sections 6** and **7.1**. Here, we summarize some of the main conclusions that can be taken away from the lengthy analyses of this work, potentially informing other studies of similar model Hamiltonians.

Leveraging the structure of the Hamiltonian and symmetries. Product-formulae error estimates and the associated circuit depths can be drastically improved by taking advantage of the symmetries and structure of the Hamiltonian, and using fermionic-to-qubit encodings that respect them. This is the primary reason for the significant improvement in the simulation cost of the pionless EFT compared with the result of Ref. [Rog+20b].

Scaling of Resources for Fixed-Time Evolution			
	Circuit Depth	T -Gate Count	Number of Qubits
Pionless EFT	$O\left(\frac{\eta^{1/p}}{\epsilon^{1/p}}\right)$	$O\left(\frac{\eta^{1/p} L^3 \log(\eta^{1/p} L^3 / \epsilon^{1+1/p})}{\epsilon^{1/p}}\right)$	$O(L^3)$
One-Pion Exchange	$O\left(\frac{\eta^{1/p} \log^3(\eta/\epsilon)}{\epsilon^{1/p}}\right)$	$O\left(\frac{\eta^{1/p} L^3 \log^3(\eta/\epsilon) \log(\eta^{1/p} L^3 \log^3(\eta/\epsilon) / \epsilon^{1+1/p})}{\epsilon^{1/p}}\right)$	$O(L^3)$
Dynamical Pions	$O\left(\frac{E^3 L^{12} \eta^{9/2} n_b^2}{\epsilon^{3+1/p}}\right)$	$O\left(\frac{E^3 L^{15} \eta^{9/2} n_b^2 \log(E^3 L^{15} \eta^{9/2} n_b^2 / \epsilon^{4+1/p})}{\epsilon^{3+1/p}}\right)$	$O(L^3 n_b)$

Table 9: Scaling of resources for constant-time simulation using the p th-order product formula in terms of fermion number η , energy scale E , precision ϵ , and lattice size L . Here, n_b is the size of each bosonic qubit register, which asymptotically scales as $\log(\eta L^3 E / \epsilon)$. In all cases, the resources scale as $t^{1+1/p}$, where t is the total evolution time.

Local versus non-local formulation of the pionful EFT. Going beyond pionless EFT, which is the least costly EFT considered here, the OPE EFT outperforms the dynamical-pion EFTs in the number of qubits required, circuit depth, and T -gate count. As such, it seems the locality of the interactions in the pionful EFTs does not significantly reduce simulation costs and requires significantly more qubits to simulate. However, at least part of the comparative advantage may be due to the fact that we only have poor bounds on the norms of the dynamical-pion Hamiltonians, and future improvements in error-bound analysis may bring the cost down considerably.

First-order versus higher-order product formulae. Although we have only studied $p = 1, 2$ product formulae, it is clear that $p = 2$ outperforms $p = 1$. This is consistent with the conclusions of previous work for the case of pionless EFT, albeit with different error analysis [Rog+20b]. While higher-order formulae may continue to improve the error bound, one is faced with the issue of placing tight bounds on nested commutators of Hamiltonian terms, which is challenging for complex nuclear Hamiltonians.

Feasibility of simulating nuclear Hamiltonians. With current techniques and error guarantees, even small-scale quantum simulations of nuclear EFTs are unlikely to be feasible on the noisy intermediate-scale quantum (NISQ) devices. In fact, quantum simulation of nuclear EFTs is currently unlikely to compete with state-of-the-art classical methods for spectroscopy or other static properties of nuclei. This holds even without accounting for the cost of quantum-state preparation, which may be significant. Nonetheless, the case for the promise of using quantum computation in nuclear physics in the fault-tolerant era remains strong, as it is believed that *ab initio* classical methods will not be able to accurately simulate large nuclear isotopes, nor can they systematically access general dynamical properties [Bec+23].

7.3 Outlook: Further Work and Improvements

While we have examined many aspects of simulating nuclear EFTs, there is still considerable room for further improvements. Indeed, the design space for quantum simulation (e.g., formulations, encodings, algorithms) is large, so there may be many ways to further optimize the cost of time evolution and other tasks. Here, we enumerate areas that can advance the current state of the art.

Partial error correction via fermionic encodings. As mentioned in Section 2.3.1, fermionic encodings work by restricting to a particular subspace of the simulator Hamiltonian. For the VC encoding, this subspace is defined by a set of stabilizer operators, similarly to a quantum error-correcting code. Indeed, one can use fermionic encodings to perform partial error correction. This is because at least some subset of physical errors will move the state outside of the simulating subspace. By measuring the stabilizers at the end of the simulation, one can detect errors. This is a general property of many fermionic encodings, and its effectiveness may influence the choice of encoding. For example, Ref. [Jia+19] designs an encoding that can correct all 1-qubit errors on a two-dimensional square lattice. The error-correction properties of the compact and VC encodings have also previously been used in optimizing simulation of the Fermi-Hubbard model [CBC21]. It may be worth comparing the feasibility of this partial error correction for the VC

and (stacked) compact encoding for the pionless EFT. Naturally, other encodings exist, many of which have better error correction/detection properties. However, typically as the code distance increases, the representations of the operators become more complicated [CGX22].

Fermionic quantum computers for simulating fermionic models. The fermionic encodings discussed all introduce some form of overhead to simulate fermions. However, it is possible to run quantum computations on devices that are based on fermions. This can be used to remove any overhead associated with fermionic interactions compared to the qubit-based systems we have assumed here, see e.g., Ref. [Gon+23] for recent progress.

Cost reduction and circuit optimization. A more fine-grained analysis of the cost of simulating each Hamiltonian term, which we have avoided in a number of instances, can be performed to further improve the total cost. For example, instead of assigning the highest weight to each operator in a given class (e.g., long-range nucleon-nucleon interactions), one could account for the true weight of each operator. Beyond this, other optimization strategies can be utilized to improve the circuit depths and T -gate costs. For example, we have used standard circuit decompositions for various unitaries. However, these decompositions are by no means optimal. Previous work demonstrated that the circuits can be heuristically optimized using various optimization algorithms [SPK13; Chi+18; ML23; THL]. There are also less conventional ways of decomposing the circuits. For example, the subcircuit model introduced in Ref. [CBC21] is potentially more appropriate for circuit compilation than standard gate-set techniques for NISQ-era devices.

Better error bounds on bosonic simulations. Much of the significant cost of simulating the EFT that explicitly includes pions is due to a loose bound on the error associated with introducing a cutoff of the pion-field strength. In particular, we have used the energy-based truncation methods from Ref. [JLP12], as other improved methods of calculating the field strength cutoff, such as that of Ref. [Ton+22], cannot be applied to the Hamiltonian in this work in their current form. We strongly suspect that this bound can be improved.

Better error analysis and empirical scaling. The bounds on the quantity $\tilde{\alpha}_{\text{comm}}$ in Eq. (43), which determines the product-formulae error bound, are unlikely to be tight. An alternative method is to simply simulate the system classically and determine the actual error, which can be extrapolated to larger systems [Chi+18; Ste+22; Ngu+22]. However, this is not a straightforward task even for rather small systems of nucleons. Recall that the simulations involve 6 qubits per site on a 3D lattice in the VC encoding, so even an unphysically small lattice of size $L = 2$ requires simulating the dynamics of 48 qubits, which is at the edge of what is feasible with the most powerful classical computers. Using other encodings, including the non-local Jordan-Wigner encoding, does not improve the situation much (and can increase the number of non-commuting operators due to the induced non-locality). One can potentially resort to non-exact but efficient classical Hamiltonian-simulation methods, such as tensor networks, but even such methods are not widely applicable to 3D quantum many-body systems. In fact, one may need to await the availability of large-scale quantum computers to be able to perform simulation tasks and discover empirical scalings for the algorithms (e.g., by benchmarking against known results from experiment). Until such knowledge is available, strategies for improving and effectively calculating error bounds will be highly valuable in estimating resource requirements more accurately.

Beyond product formulae. There exist various other time-evolution algorithms with better asymptotic scaling in terms of error and evolution time [Ber+15; BCK15; LC17; LC19; LW18; Haa+21]. These typically involve more complex circuits that use additional ancilla qubits. Empirical studies suggest that, for certain problems, product formulae perform better for instances of modest size [Chi+18], as mentioned above, but it might still be worth studying whether such approaches can be valuable for nuclear-EFT simulations in some regimes. Alternatively, techniques such as Trotter-error extrapolation might be used to reduce the error [RWW22].

Different quantum-phase-estimation routines. The phase estimation routine used in Section 6.2 is a standard variant of QPE. However, there are many alternative QPE methods that may improve the gate counts, and in particular, some may be more suitable for near-term devices [SHF14; OTT19; Som19; Cli+23; LT22]. These can be explored in the context of quantum simulation of nuclear EFTs in the future.

More restricted nuclear systems. In this work, we have considered nuclear systems in the presence of all species of nucleons and pions. However, there are some use cases where one may be able to remove some species. For example, when studying neutron matter (e.g., in neutron stars), the interactions between particles can be simplified, reducing the resource requirements for simulation.

Boundary conditions. Here, we have considered simulation with open boundary conditions. However, periodic boundary conditions may cause less boundary distortion in the wavefunctions. Most of the analysis of this work will remain similar for the periodic case, but with a small overhead to account for terms crossing the boundary.

Instantaneous-pion EFT: Combining classical and quantum routines. The instantaneous-pion EFT is a limiting case of the dynamical-pion EFT in which the pions undergo no dynamics, and serve as a background static-field configuration in which nucleon dynamics take place. Such a formulation leaves local pion-nucleon interactions in the description, and is in fact equivalent to the long-range one- (and multi-) pion exchange EFT considered in this work. Simulating such a model happens to be less costly than the dynamical-pion EFT, as can be verified by taking $\Pi_I = 0$ in the dynamical-pion EFT analysis. Nonetheless, the pion-field configurations need to be sampled classically, e.g., using Monte Carlo importance-sampling methods with the static-pion action as the sampling weight. Each configuration is then used to initialize the state of the pion fields in the quantum algorithms of this work, so that the quantum dynamics of the nucleons coupled to these pion states can be studied on a quantum computer. Such a hybrid classical-quantum algorithm may be worthwhile in the near term, but concrete determination of its resource requirements necessitates an error analysis that combines both classical Monte Carlo and quantum-simulation algorithm errors. Similar hybrid approaches to quantum simulation have recently been proposed in other contexts, e.g., in Refs. [HLL20; GL21]. However, such algorithms are limited when the classical calculation has a sign problem, so fully quantum approaches may be necessary in general.

Improved EFT Hamiltonians. Our analysis has been limited to pionless nuclear EFT at leading order (contact two- and three-body interactions) and pionful nuclear EFTs at leading order in Weinberg power counting (contact interactions plus OPE potential, or alternatively, leading pion-nucleon couplings in the dynamical-pion theory). A clear next step is to devise simulation algorithms with bounded errors for higher-order EFTs, which would involve derivatively coupled nucleons, multi-pion exchange potentials, or in the dynamical-pion case, higher-order pion-nucleon couplings and pion self-interactions. All these add further complexity that will increase resource requirements, but they are essential in accurate and high-precision studies of medium- and large-mass nuclei. While the general strategy of this work applies, concrete simulation costs will need similar dedicated studies.

Holistic uncertainty quantification. Considering the numerous systematic errors in the simulation, from model uncertainties (e.g., the finite EFT order, lattice-discretization effects, finite-volume effects, field truncation and digitization effects), to algorithmic approximations (e.g., product-formula order, time digitization, gate synthesis), a more holistic approach to uncertainty quantification may be needed to obtain realistic resource estimates. In particular, it may not be justified to overly suppress algorithmic errors at the cost of drastically increasing resources while accuracy will be limited by other systematic uncertainties.

State preparation. In this work, we have ignored the cost of state preparation, which may be very expensive. In general, ground-state preparation is QMA-hard,¹¹ so there should not be efficient general-purpose algorithms for this task. However, there are many provably convergent methods (which require exponential time in general) [Mot+20; Cub23], and many heuristic approaches such as the variational quantum eigensolver and the unitary coupled-cluster ansatz, that have been explored with various degrees of success [Til+22]. Alternatively, given the tremendous success of classical *ab initio* quantum many-body methods in nuclear physics, it is reasonable to suppose that known nearly exact or approximate nuclear wavefunctions obtained from such methods may enable more efficient initialization of the quantum-simulation algorithms [Her20], although more work is needed to make this approach concrete and understand its performance in detail. Additionally, the local fermionic encodings used in this work incur state-preparation overhead

¹¹QMA (or Quantum Merlin Arthur) is a quantum version of the classical complexity class NP (or Non-deterministic Polynomial-time) [KSV02b].

to initialize the simulation in the appropriate encoded state. However, we expect this cost to be much less than the overall cost of the simulation, and in the fault-tolerant regime, to be much less than the fault-tolerant overhead.

Other applications in nuclear physics. In this work, we focused on understanding the costs of time evolution and spectroscopy. Naturally, there are numerous other relevant properties of nuclear systems, such as scattering amplitudes, reaction rates, thermal properties, and structure and response functions. Examining algorithmic resource requirements for determining these properties is left for future work. However, time evolution is a basic subroutine that should be useful for accessing all these quantities, so the circuit constructions and cost analysis of this work should be relevant. If state preparation and measurement involve different bases than those considered here (e.g, momentum- versus position-space fields), one can implement the relevant basis transformations between various stages of the simulation, as demonstrated for both bosonic and fermionic field theories in, e.g., Refs. [Bar+21; Mue+23].

Acknowledgments

We thank [Toby Cubitt](#), Charles Derby, and [Joel Klassen](#) for helpful discussions on the topic of fermionic encodings. We also thank [Alessandro Baroni](#), [Thomas Cohen](#), [Dean Lee](#), and [Alessandro Roggero](#) for useful discussions regarding nuclear EFTs and nuclear-state preparation.

J.D.W. and A.M.C. acknowledge support from the United States Department of Energy (DoE), Office of Science, Office of Advanced Scientific Computing Research (ASCR), Accelerated Research in Quantum Computing (ARQC) program (award No. DE-SC0020312), and from the National Science Foundation (NSF) Quantum Leap Challenge Institutes (QLCI) (award No. OMA-2120757). J.B. and A.V.G. were supported in part by the NSF QLCI (award No. OMA-2120757), the DoE, Office of Science, Office of ASCR, ARQC program (award No. DE-SC0020312), NSF Software-Tailored Architecture for Quantum co-design (STAQ) program, Air Force Office of Scientific Research (AFOSR), DoE ASCR Quantum Testbed Pathfinder program (award No. DE-SC0019040), AFOSR Multidisciplinary University Research Initiatives (MURI), and Defense Advanced Research Projects Agency (DARPA) SAVaNT ADVENT. Support is also acknowledged from the DoE, Office of Science, National Quantum Information Science Research Centers, Quantum Systems Accelerator. A.F.S. was supported by the Department of Defense and the NSF Graduate Research Fellowship Program (GRFP). Z.D. was supported by the DoE, Office of Science Early Career Award (award No. DE-SC0020271) for theoretical and algorithmic developments for simulating nuclear effective field theories on quantum computers. She was further supported by the DoE, Office of Science, Office of ASCR, ARQC program (award No. DE-SC0020312) for algorithmic developments for quantum simulation of fermionic systems.

A Overview of the Verstraete-Cirac Encoding

In this appendix, we review the Verstraete-Cirac encoding in 2D and 3D, including details of the subspace in which the simulation needs to be restricted to for the encoding to work.

The 2D case. Consider the case of a 2D lattice first. For the VC encoding to function correctly, the simulation should be restricted to a subspace that satisfies

$$P_{ij}^\mu |\psi\rangle = |\psi\rangle, \quad (153)$$

where $P_{ij}^\mu := i\mu_i\bar{\mu}_j$ on a set of edges defined along appropriate directed paths. Each auxiliary Majorana operator needs to appear in exactly one $P_{i'j'}$ along those paths. A possible configuration of paths on a 4×4 lattice is shown in Fig. 16, corresponding to the Jordan-Wigner ordering of the physical modes chosen in the left panel. The consequence of this construction is that, for the hopping term linking site indices i and j , whose indices are linked by a P_{ij}^μ , the following property holds:

$$\left(a^\dagger(i)a(j) + a^\dagger(j)a(i) \right) P_{ij}^\mu |\psi\rangle = \left(a^\dagger(i)a(j) + a^\dagger(j)a(i) \right) |\psi\rangle. \quad (154)$$

Furthermore, it is easy to see that, while the right-hand side of Eq. (154) turns into a non-local spin interaction via the original Jordan-Wigner transform, the left-hand side is mapped to a local term with the help of the auxiliary modes in the code space, recalling the definitions in Eqs. (19) to (22). In other words, the choice of auxiliary-mode pairing and of the paths allows for the cancellation of Jordan-Wigner strings between geometrically local interactions separated by the chosen qubit indexing. Note that a hopping term linking site indices k and l , which are not linked by a P_{kl}^μ , does not need to be modified by adding a stabilizer, as this term is already mapped to a local qubit interaction in the original Jordan-Wigner mapping, as can be seen in the example of Fig. 16.

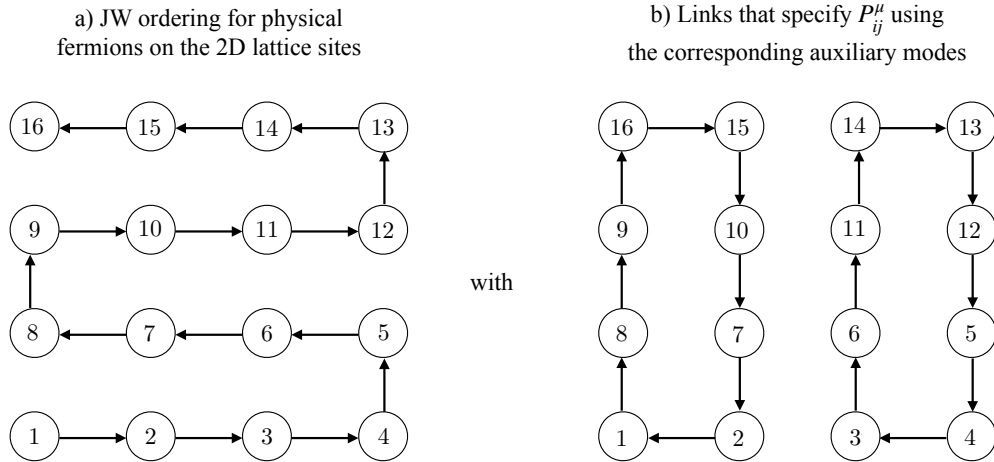


Figure 16: a) A possible ordering of the physical sites (circles) on a 2D lattice for mapping to qubits via a Jordan-Wigner transformation, where the qubit index is noted inside the circles. b) The corresponding auxiliary layer of qubits each containing two Majorana modes μ and $\bar{\mu}$, along with a possible choice of a set of P_{ij}^μ operators along the arrows.

The 3D case. To generalize to 3D, it is sufficient to introduce another set of auxiliary Majorana modes ν and $\bar{\nu}$ defined on another layer of auxiliary qubits. Figure 17 shows a choice of mapping physical fermionic modes to qubits indexed by i along a Jordan-Wigner path, along with the auxiliary layers μ and ν , for which a set of stabilizers P_{ij}^μ and P_{ij}^ν along given paths in the x - y and y - z planes are introduced, respectively. These configurations ensure that any geometrically nearest-neighbor hopping term in the Hamiltonian remains local after the mapping, either because

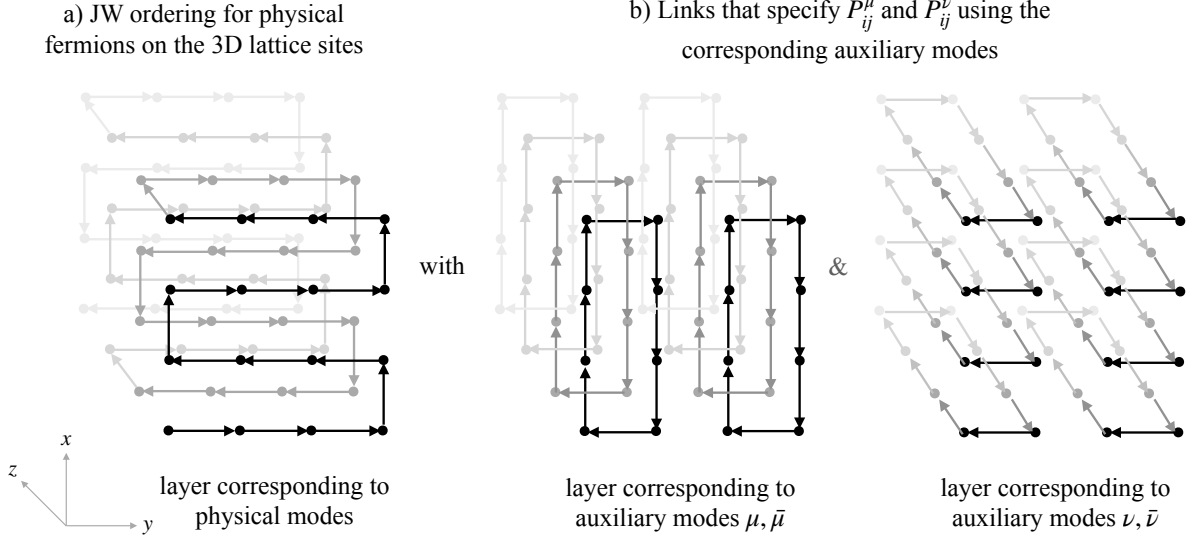


Figure 17: a) A possible ordering of the physical sites on a 3D lattice for mapping to qubits via a Jordan-Wigner transformation. Qubit indices are left implicit. b) The corresponding auxiliary layers of qubits, each layer containing two Majorana modes $\mu, \bar{\mu}$ and $\nu, \bar{\nu}$, along with a possible choice of a set of P_{ij}^μ and P_{ij}^ν stabilizers.

it is still nearest-neighbor along the Jordan-Wigner path, or because the non-local Jordan-Wigner strings associated with unphysical separation along the Jordan-Wigner path are canceled out by the introduction of the stabilizers on the corresponding edge. The 3D choice described here is what we have implemented in this work to map the relevant EFT Hamiltonians to qubit Hamiltonians (except where we use the compact encoding for the pionless EFT). Note that the presence of four distinct physical fermionic modes on each physical site in the nuclear EFT problem does not require introducing additional auxiliary layers of qubits and fermionic operators, as argued in the main text.

State preparation costs. The restricted subspace defined by the stabilizers is equivalent to the toric code up to a constant-depth quantum circuit. With an appropriate procedure, the 2D toric-code ground state can be prepared by an $O(\log(L))$ -depth quantum circuit [KRV09], which is equivalent to the compact and VC encodings code up to finite-depth circuits [Der+21; BDP12]. Thus, the state preparation for the fermionic encodings should be possible in $O(\log(L))$ total depth in 2D, and should, therefore, contribute only limited quantum resources compared to the time-simulation algorithm itself. While we expect similar state-preparation cost for the local fermionic encoding in 3D, this expectation needs to be verified in future work.

B Bounding the Simulation with Truncated Long-Range Interactions

In this Appendix, we present a proof of [Lemma 2](#).

Proof of Lemma 2. First note that if H and K are two time-independent Hamiltonians on the same Hilbert space, then it can be shown (e.g., [Haa+21, Lemma 4]) that

$$\|e^{iHt} - e^{iKt}\| \leq t \|H - K\| =: \epsilon_{\text{trunc}}(t). \quad (155)$$

In the following, we bound the spectral-norm difference between the long-range Hamiltonian H_{LR} in [Eq. \(69\)](#) and its truncated form, H_ℓ , that only incorporates two-body interactions up to range ℓ . All norms are considered in a fixed

nucleon-number sector, denoted by an η subscript. The difference can, therefore, be expressed as

$$\|H_\ell - H_{\text{LR}}\|_\eta = \left\| \sum_{\substack{\mathbf{x}, \mathbf{y} \\ |\mathbf{x} - \mathbf{y}| > \ell}} \sum_{\substack{\alpha, \beta, \gamma, \delta \\ \alpha', \beta', \gamma', \delta'}} [G(|\mathbf{x} - \mathbf{y}|)]_{\alpha' \beta' \alpha \beta \gamma' \delta' \gamma \delta} a_{\alpha' \beta'}^\dagger(\mathbf{x}) a_{\alpha \beta}^\dagger(\mathbf{y}) a_{\gamma' \delta'}(\mathbf{x}) a_{\gamma \delta}(\mathbf{y}) \right\|_\eta, \quad (156)$$

where $G(|\mathbf{x} - \mathbf{y}|)$ is defined in Eq. (70). There are two ways of bounding this norm, leading to the two arguments of the minimum function in Eq. (77):

Method 1. First note that, among η nucleons, there can be at most $\eta(\eta - 1)/2$ pairwise interactions. To proceed, we decompose the state in the fermion occupation basis. That is, let $\zeta \in \{0, 1\}^{|\Lambda|}$, with $|\Lambda|$ denoting the number of points on the 3D lattice. Then let $|\psi_\eta^\zeta\rangle$ be a state that has η fermions, with $\zeta_{\mathbf{x}} = 0$ if there is no fermion at lattice site $\mathbf{x} \in \Lambda$ and $\zeta_{\mathbf{x}} = 1$ otherwise. Consider also $|\psi_\eta\rangle := \sum_\zeta b_\zeta |\psi_\eta^\zeta\rangle$, with $\sum_\zeta |b_\zeta|^2 = 1$, which is a superposition of states with different distributions of non-zero ζ values at various sites but containing exactly η fermions. The notation $\|\cdot\|_{\eta, \zeta}$ indicates the spectral norm with respect states $|\psi_\eta^\zeta\rangle$. Since both H_ℓ and H_{LR} are block diagonal with respect to this decomposition, the only terms that need to be considered are those acting between occupied sites. We further define S_ζ to be the set of all lattice points with at least one fermion present. Then,

$$\|H_\ell - H_{\text{LR}}\|_\eta \leq \max_{\{b_\zeta\}} \sum_\zeta |b_\zeta|^2 \left\| \sum_{\substack{\mathbf{x} \in S_\zeta, \mathbf{y} \in S_\zeta \\ |\mathbf{x} - \mathbf{y}| > \ell}} \sum_{\substack{\alpha, \beta, \gamma, \delta \\ \alpha', \beta', \gamma', \delta'}} [G(|\mathbf{x} - \mathbf{y}|)]_{\alpha' \beta' \alpha \beta \gamma' \delta' \gamma \delta} a_{\alpha' \beta'}^\dagger(\mathbf{x}) a_{\alpha \beta}^\dagger(\mathbf{y}) a_{\gamma' \delta'}(\mathbf{x}) a_{\gamma \delta}(\mathbf{y}) \right\|_{\eta, \zeta} \quad (157)$$

$$\leq \max_\zeta \left\| \sum_{\substack{\mathbf{x} \in S_\zeta, \mathbf{y} \in S_\zeta \\ |\mathbf{x} - \mathbf{y}| = \ell + a_L}} \sum_{\substack{\alpha, \beta, \gamma, \delta \\ \alpha', \beta', \gamma', \delta'}} G(\ell + a_L)_{\alpha' \beta' \alpha \beta \gamma' \delta' \gamma \delta} a_{\alpha' \beta'}^\dagger(\mathbf{x}) a_{\alpha \beta}^\dagger(\mathbf{y}) a_{\gamma' \delta'}(\mathbf{x}) a_{\gamma \delta}(\mathbf{y}) \right\|_{\eta, \zeta}, \quad (158)$$

where in the last line, we have used the fact that $|G(r_1)| < |G(r_2)|$ for $r_1 > r_2$. Note that the maximization over ζ makes the norm independent of the fermionic occupation configuration S_ζ , which is why $\max_{\{b_\zeta\}} \sum_\zeta |b_\zeta|^2$ is set to one in the second inequality.

To bound Eq. (158), we note that the norm is maximized with regard to ζ' when all spin-isospin interactions contribute a non-zero norm, hence providing an upper bound on the full operator norm. Each term in $[\boldsymbol{\tau} \cdot \boldsymbol{\tau}][\boldsymbol{\sigma} \cdot \boldsymbol{\sigma}]$ generates 16 products of creation or annihilation operators, or 8 pairs forming Hermitian operators. In total, there are 9 such terms in $[\boldsymbol{\tau} \cdot \boldsymbol{\tau}][\boldsymbol{\sigma} \cdot \boldsymbol{\sigma}]$, leading to $9 \times 8 = 72$ Hermitian operators. We must also consider the terms weighted by $[\boldsymbol{\tau} \cdot \boldsymbol{\tau}]S_{12}$ in $G(|\mathbf{x} - \mathbf{y}|)$, which by a similar argument generate Hermitian operators with total prefactors of $27 \times 8 \times 3 = 648$ from the $[\boldsymbol{\tau} \cdot \boldsymbol{\tau}][\hat{\mathbf{x}} \cdot \boldsymbol{\sigma}][\hat{\mathbf{y}} \cdot \boldsymbol{\sigma}]$ part (including a prefactor of 3 for the operator), and 72 from the $[\boldsymbol{\tau} \cdot \boldsymbol{\tau}][\boldsymbol{\sigma} \cdot \boldsymbol{\sigma}]$ part, as can be seen from the definition of S_{12} in Eq. (71).

Putting everything together gives the first argument of the minimum function in Eq. (77):

$$\|H_\ell - H_{\text{LR}}\|_\eta \leq \eta^2 [(72g_1(\ell + a_L) + 648g_2(\ell + a_L))], \quad (159)$$

where

$$g_1(r) := \frac{1}{12\pi} \left(\frac{g_A}{2f_\pi} \right)^2 m_\pi^2 \frac{e^{-m_\pi r}}{r}, \quad g_2(r) := g_1(r) \left(1 + \frac{3}{m_\pi r} + \frac{3}{m_\pi^2 r^2} \right). \quad (160)$$

Note that in the first inequality, we have used the fact that, for any S_ζ , there are at most η^2 non-zero terms in the semi-norm arising from the sum over \mathbf{x} and \mathbf{y} in Eq. (158) for each S_ζ , thus applying the triangle inequality gives the first equality.

Method 2. Starting from Eq. (156), we now instead proceed as follows:

$$\|H_\ell - H_{\text{LR}}\|_\eta \leq \max_{\{b_\zeta\}} \sum_\zeta |b_\zeta|^2 \left\| \sum_{\mathbf{x} \in S_\zeta} \sum_{\substack{\mathbf{y} \\ |\mathbf{x}-\mathbf{y}| > \ell}} \sum_{\substack{\alpha, \beta, \gamma, \delta \\ \alpha', \beta', \gamma', \delta'}} [G(|\mathbf{x}-\mathbf{y}|)]_{\alpha' \beta' \alpha \beta \gamma' \delta' \gamma \delta} a_{\alpha' \beta'}^\dagger(\mathbf{x}) a_{\alpha \beta}^\dagger(\mathbf{y}) a_{\gamma' \delta'}(\mathbf{x}) a_{\gamma \delta}(\mathbf{y}) \right\|_{\eta, \zeta} \quad (161)$$

$$\leq \eta \max_\zeta \left\| \sum_{\substack{\mathbf{y} \\ |\mathbf{x}-\mathbf{y}| > \ell}} \sum_{\substack{\alpha, \beta, \gamma, \delta \\ \alpha', \beta', \gamma', \delta'}} [G(|\mathbf{x}-\mathbf{y}|)]_{\alpha' \beta' \alpha \beta \gamma' \delta' \gamma \delta} a_{\alpha' \beta'}^\dagger(\mathbf{x}) a_{\alpha \beta}^\dagger(\mathbf{y}) a_{\gamma' \delta'}(\mathbf{x}) a_{\gamma \delta}(\mathbf{y}) \right\|_{\eta, \zeta} \quad (162)$$

$$\leq \eta \sum_{\substack{\mathbf{y} \\ |\mathbf{x}-\mathbf{y}| > \ell}} \left\| \sum_{\substack{\alpha, \beta, \gamma, \delta \\ \alpha', \beta', \gamma', \delta'}} [G(|\mathbf{x}-\mathbf{y}|)]_{\alpha' \beta' \alpha \beta \gamma' \delta' \gamma \delta} a_{\alpha' \beta'}^\dagger(\mathbf{x}) a_{\alpha \beta}^\dagger(\mathbf{y}) a_{\gamma' \delta'}(\mathbf{x}) a_{\gamma \delta}(\mathbf{y}) \right\|, \quad (163)$$

where, in the second line, \mathbf{x} is an arbitrary fixed site (e.g. the origin) and where, going from the first line to the second line, we have used the fact that the norm maximized over ζ is independent of S_ζ , and that $\sum_\zeta |b_\zeta|^2 = 1$. The norm in the last line, therefore, is independent of both η and ζ . This final form can then be bounded by integrating over all sites beyond ℓ :

$$\|H_\ell - H_{\text{LR}}\|_\eta \leq \frac{4\pi\eta}{a_L^2} \int_{\ell+a_L}^{\infty} dr r^2 [72g_1(r) + 648g_2(r)], \quad (164)$$

where the prefactors for each term in parentheses are obtained in the same way as in Method 1 to arrive at a S_ζ -independent bound. Now we have

$$\int_{\ell+a_L}^{\infty} r^2 g_1(r) \leq \frac{1}{12\pi} \left(\frac{g_A}{2f_\pi} \right)^2 (m_\pi \ell + m_\pi a_L + 1) e^{-m_\pi(\ell+a_L)}. \quad (165)$$

To bound the integral over $g_2(r)$, we first upper bound $g_2(r)$ as

$$g_2(r) \leq \frac{1}{12\pi} \left(\frac{g_A}{2f_\pi} \right)^2 g_1(r) \left(1 + 2 \times \frac{3}{m_\pi r} \right), \quad (166)$$

which gives

$$\int_{\ell+a_L}^{\infty} r^2 g_2(r) \leq \frac{1}{12\pi} \left(\frac{g_A}{2f_\pi} \right)^2 e^{-m_\pi(\ell+a_L)} [(m_\pi \ell + m_\pi a_L + 1) + 6]. \quad (167)$$

Putting everything gives the second argument of minimum function in Eq. (77):

$$\|H_\ell - H_{\text{LR}}\|_\eta \leq \frac{\eta}{3a_L^3} \left(\frac{g_A}{2f_\pi} \right)^2 e^{-m_\pi(\ell+a_L)} [720(m_\pi \ell + m_\pi a_L + 1) + 3880]. \quad (168)$$

□

C Bounding the Simulation with the Truncated Pion-Field Strength

We follow Ref. [JLP12] in this Appendix to bound the pion-field strengths in $H_{D\pi}$, as defined in Eq. (79), such that the Hamiltonian expectation value with respect to any state remains below a given energy cutoff. For completeness, we first summarize the result of Ref. [JLP12] before applying it to the dynamical-pion nuclear EFT.

Let p_{out} be the probability that one of the $3L^3 \pi_I(\mathbf{x})$ fields is not contained in the range $[-\pi_{\text{max}}, \pi_{\text{max}}]$. Let $|\psi\rangle$ be a state and $|\psi_{\text{cut}}\rangle$ be the same state constrained to the space with $\pi_I(\mathbf{x}) \in [-\pi_{\text{max}}, \pi_{\text{max}}]$. Then, according to Section A.4 of Ref. [JLP12],

$$\langle \psi | \psi_{\text{cut}} \rangle \geq 1 - 3L^3 \max_{\mathbf{x}} p_{\text{out}}(\mathbf{x}). \quad (169)$$

Now considering π_I as a distribution, the cutoff value can be expressed as

$$\pi_{\text{max}} = |\langle \pi_I \rangle| + k \sqrt{\langle \pi_I^2 \rangle - \langle \pi_I \rangle^2} \quad (170)$$

for a real positive k . Chebyshev's inequality gives

$$p_{\text{out}} = \Pr \left(|\pi_I - \langle \pi_I \rangle| > k \sqrt{\langle \pi_I^2 \rangle - \langle \pi_I \rangle^2} \right) \leq \frac{1}{k^2}. \quad (171)$$

Hence, to get $\langle \psi | \psi_{\text{cut}} \rangle \geq 1 - \epsilon_{\text{cut}}$, one can set $k = \sqrt{3L^3/\epsilon_{\text{cut}}}$ in Eq. (170). Then, a conservative value for π_{max} is

$$\pi_{\text{max}} = \left(\sqrt{\frac{3L^3}{\epsilon_{\text{cut}}}} + 1 \right) \sqrt{\langle \pi_I^2 \rangle}, \quad (172)$$

where we have used the inequality $\langle \pi_I \rangle \leq \sqrt{\langle \pi_I^2 \rangle}$ (Proposition 2 of Ref. [JLP12]). Using the same reasoning, a conservative value for Π_{max} is

$$\Pi_{\text{max}} = \left(\sqrt{\frac{3L^3}{\epsilon_{\text{cut}}}} + 1 \right) \sqrt{\langle \Pi_I^2 \rangle}. \quad (173)$$

Thus, we need to bound the expectation values of the squared operators, i.e., $|\langle \pi_I^2(\mathbf{x}) \rangle|$ and $|\langle \Pi_I^2(\mathbf{x}) \rangle|$, in the dynamical-pion EFT, which we now proceed to do. Recall that the dynamical-pion Hamiltonian is

$$\begin{aligned} H_{D\pi} &= H_{\text{free}} + H_C + H_{C_I} + \frac{a_L^3}{2} \sum_{\mathbf{x}} \sum_I \left(\Pi_I^2(\mathbf{x}) + (\nabla \pi_I(\mathbf{x}))^2 + m_\pi^2 \pi_I^2(\mathbf{x}) \right) \\ &\quad + \frac{g_A}{2f_\pi} \sum_{\mathbf{x}} \sum_{\alpha, \beta, \gamma, \delta} \sum_{I, S} a_{\alpha\beta}^\dagger(\mathbf{x}) [\tau_I]_{\beta\delta} [\sigma_S]_{\alpha\gamma} \partial_S \pi_I(\mathbf{x}) a_{\gamma\delta}(\mathbf{x}) \\ &\quad + \frac{1}{4f_\pi^2} \sum_{\mathbf{x}} \sum_{I_1, I_2, I_3} \sum_{\alpha, \beta, \delta} \epsilon_{I_1 I_2 I_3} \pi_{I_2}(\mathbf{x}) \Pi_{I_3}(\mathbf{x}) a_{\alpha\beta}^\dagger(\mathbf{x}) [\tau_{I_1}]_{\beta\delta} a_{\alpha\delta}(\mathbf{x}). \end{aligned} \quad (174)$$

Lemma 31. *Let $|\psi_\eta\rangle$ be any state with η fermions such that $\langle H \rangle_\eta := \langle \psi_\eta | H | \psi_\eta \rangle \leq E$. Then,*

$$|\langle \pi_I^2(\mathbf{x}) \rangle| \leq \left[\frac{3g_A}{f_\pi a_L A} + \sqrt{\frac{E + 8\eta|C| + 4\eta|C_I|}{A} + 3\eta \left(\frac{3g_A}{f_\pi a_L A} \right)^2 + \frac{9\eta m_\pi^2 a_L^3}{A} \left(\frac{6g_A}{m_\pi^2 f_\pi a_L^4} \right)^2} \right]^2, \quad (175)$$

where

$$A := \frac{m_\pi^2 a_L^3}{2} - \frac{1}{2f_\pi^2 a_L}. \quad (176)$$

Proof. Noting that $\langle H_{\text{free}} \rangle \geq 0$ and $\langle (\nabla \pi_I(\mathbf{x}))^2 \rangle \geq 0$, we have

$$\begin{aligned} E &\geq \langle H_C \rangle_\eta + \langle H_{C_I} \rangle_\eta + \frac{a_L^3}{2} \sum_{\mathbf{x}} \sum_I \left(\langle \Pi_I^2(\mathbf{x}) \rangle_\eta + m_\pi^2 \langle \pi_I^2(\mathbf{x}) \rangle_\eta \right) + \frac{g_A}{2f_\pi} \sum_{\mathbf{x}} \sum_{I, S} \langle F_{I, S}(\mathbf{x}) \frac{\pi_I(\mathbf{x} + \hat{n}_S) - \pi_I(\mathbf{x})}{a_L} \rangle_\eta \\ &\quad + \frac{1}{4f_\pi^2} \sum_{\mathbf{x}} \sum_{I_1, I_2, I_3} \epsilon_{I_1 I_2 I_3} \langle G_{I_1}(\mathbf{x}) \pi_{I_2}(\mathbf{x}) \Pi_{I_3}(\mathbf{x}) \rangle_\eta, \end{aligned} \quad (177)$$

where for brevity, we have defined

$$F_{I,S}(\mathbf{x}) := \sum_{\alpha,\beta,\gamma,\delta} a_{\alpha\beta}^\dagger(\mathbf{x}) [\tau_I]_{\beta\delta} [\sigma_S]_{\alpha\gamma} a_{\gamma\delta}(\mathbf{x}), \quad (178)$$

$$G_I(\mathbf{x}) := \sum_{\alpha,\beta,\delta} a_{\alpha\beta}^\dagger(\mathbf{x}) [\tau_I]_{\beta\delta} a_{\alpha\delta}(\mathbf{x}). \quad (179)$$

To proceed, we decompose the state in which the expectation value is computed into the fermion occupation basis. That is, let $\zeta \in \{0, 1\}^{|\Lambda|}$, with $|\Lambda|$ being the number of points on the 3D lattice. Then let $|\psi_\eta^\zeta\rangle$ be a state with exactly η fermions, with $\zeta_{\mathbf{x}} = 1$ at lattice site $\mathbf{x} \in \Lambda$ that has at least one fermion present, and $\zeta_{\mathbf{x}} = 0$ otherwise. Let $\langle \dots \rangle_{\eta,\zeta}$ denote an expectation value with respect to such a state. Consider also $|\psi_\eta\rangle := \sum_\zeta b_\zeta |\psi_\eta^\zeta\rangle$, which is a superposition of states with different distributions of non-zero ζ values at various sites but containing exactly η fermions. Note that $H_D\pi - H_{\text{free}}$ is block diagonal with respect to this decomposition. In the following, we define S_ζ to be the set of all lattice sites with at least one fermion present and S'_ζ to be the set of $\mathbf{x} \in \Lambda$ that are either in S_ζ or a neighbor of a point in S_ζ . We denote the complement of a set with an overline. With this decomposition, we first bound the fermionic contact interactions:

$$\langle HC \rangle_\eta + \langle HC_{I^2} \rangle_\eta \geq \sum_{\zeta,\zeta'} b_\zeta b_{\zeta'}^* \delta_{\zeta,\zeta'} \left[\frac{C}{2} \sum_{\mathbf{x} \in S_\zeta} \langle \rho^2(\mathbf{x}) \rangle_{\eta,\zeta} + \frac{C_{I^2}}{2} \sum_{I,\mathbf{x} \in S_\zeta} \langle \rho_I^2(\mathbf{x}) \rangle_{\eta,\zeta} \right] \quad (180)$$

$$\geq \sum_{\zeta} |b_\zeta|^2 \left[-\frac{|C|}{2} \sum_{\mathbf{x} \in S_\zeta} |\langle \rho^2(\mathbf{x}) \rangle_{\eta,\zeta}| - \frac{|C_{I^2}|}{2} \sum_{I,\mathbf{x} \in S_\zeta} |\langle \rho_I^2(\mathbf{x}) \rangle_{\eta,\zeta}| \right] \quad (181)$$

$$\geq \sum_{\zeta} |b_\zeta|^2 \left[-4\eta(2|C| + |C_{I^2}|) \right], \quad (182)$$

where, in the second inequality, we have used the fact that $|\langle \rho^2(\mathbf{x}) \rangle_{\eta,\zeta}| \leq 16$ and $\sum_I |\langle \rho_I^2(\mathbf{x}) \rangle_{\eta,\zeta}| \leq 8$.

Next, inspecting the axial-vector term, we find

$$\sum_{\mathbf{x}} \sum_{I,S} \langle F_{I,S}(\mathbf{x}) \frac{\pi_I(\mathbf{x} + a_L \hat{n}_S) - \pi_I(\mathbf{x})}{a_L} \rangle_\eta = \sum_{\zeta} |b_\zeta|^2 \sum_{\mathbf{x} \in S_\zeta} \sum_{I,S} \langle F_{I,S}(\mathbf{x}) \frac{\pi_I(\mathbf{x} + a_L \hat{n}_S) - \pi_I(\mathbf{x})}{a_L} \rangle_{\eta,\zeta} \quad (183)$$

$$\geq -a_L^{-1} \sum_{\zeta} |b_\zeta|^2 \sum_{I,S} \left[\sum_{\mathbf{x} \in S'_\zeta} |\langle F_{I,S}(\mathbf{x} - a_L \hat{n}_S) \pi_I(\mathbf{x}) \rangle_{\eta,\zeta}| + \sum_{\mathbf{x} \in S_\zeta} |\langle F_{I,S}(\mathbf{x}) \pi_I(\mathbf{x}) \rangle_{\eta,\zeta}| \right] \quad (184)$$

$$\geq -2a_L^{-1} \sum_{\zeta} |b_\zeta|^2 \sum_{I,S} \left[\sum_{\mathbf{x} \in S'_\zeta} |\langle \pi_I(\mathbf{x}) \rangle_\eta| + \sum_{\mathbf{x} \in S_\zeta} |\langle \pi_I(\mathbf{x}) \rangle_\eta| \right] \quad (185)$$

$$\geq -12a_L^{-1} \sum_{\zeta} |b_\zeta|^2 \sum_{I,\mathbf{x} \in S'_\zeta} \sqrt{\langle \pi_I^2(\mathbf{x}) \rangle_\eta}, \quad (186)$$

where, in the second inequality, we have used the fact that $|\langle F_{I,S}(\mathbf{x}) \rangle_{\eta,\zeta}| \leq 2$. The third inequality is obtained by noting that $\sum_{\mathbf{x} \in S_\zeta} |\langle \pi_I(\mathbf{x}) \rangle_\eta| \leq \sum_{\mathbf{x} \in S'_\zeta} |\langle \pi_I(\mathbf{x}) \rangle_\eta|$ and that $\langle \pi(\mathbf{x}) \rangle_\eta^2 \leq \langle \pi^2(\mathbf{x}) \rangle_\eta$. Furthermore, the sum over S returns a factor of 3.

Finally, inspecting the Weinberg-Tomozawa term, we have

$$\sum_{\mathbf{x}} \sum_{I_1, I_2, I_3} \epsilon_{I_1 I_2 I_3} \langle G_{I_1}(\mathbf{x}) \pi_{I_2}(\mathbf{x}) \Pi_{I_3}(\mathbf{x}) \rangle_\eta \geq -2 \sum_{\zeta} |b_\zeta|^2 \sum_{\mathbf{x} \in S_\zeta} \sum_{I_1, I_2, I_3} |\epsilon_{I_1 I_2 I_3}| \times |\langle \Pi_{I_1}(\mathbf{x}) \rangle_\eta| \times |\langle \pi_{I_2}(\mathbf{x}) \rangle_\eta| \quad (187)$$

$$\geq - \sum_{\zeta} |b_\zeta|^2 \sum_{\mathbf{x} \in S_\zeta} \sum_{I_1, I_2, I_3} |\epsilon_{I_1 I_2 I_3}| \left(a_L^{-1} \langle \pi_{I_2}(\mathbf{x}) \rangle_\eta^2 + a_L \langle \Pi_{I_1}(\mathbf{x}) \rangle_\eta^2 \right) \quad (188)$$

$$\geq -2 \sum_{\zeta} |b_\zeta|^2 \sum_{I,\mathbf{x} \in S_\zeta} \left(a_L \langle \Pi_I^2(\mathbf{x}) \rangle_\eta + a_L^{-1} \langle \pi_I^2(\mathbf{x}) \rangle_\eta \right), \quad (189)$$

where the first inequality is obtained by noting that $|\langle G_I(\mathbf{x}) \rangle_{\eta, \zeta}| \geq 2$ and the second inequality follows by observing that

$$\left(\frac{1}{\sqrt{a_L}} |\langle \pi_{I_2}(\mathbf{x}) \rangle_{\eta}| - \sqrt{a_L} |\langle \Pi_{I_1}(\mathbf{x}) \rangle_{\eta}| \right)^2 \geq 0, \quad (190)$$

which gives

$$-2 |\langle \pi_{I_2}(\mathbf{x}) \rangle_{\eta}| \times |\langle \Pi_{I_1}(\mathbf{x}) \rangle_{\eta}| \geq - \left(a_L^{-1} \langle \pi_{I_2}(\mathbf{x}) \rangle_{\eta}^2 + a_L \langle \Pi_{I_1}(\mathbf{x}) \rangle_{\eta}^2 \right). \quad (191)$$

Finally, the third inequality is obtained by noting that, first, $\langle \pi_I(\mathbf{x}) \rangle_{\eta}^2 \leq \langle \pi_I^2(\mathbf{x}) \rangle_{\eta}$ and $\langle \Pi_I(\mathbf{x}) \rangle_{\eta}^2 \leq \langle \Pi_I^2(\mathbf{x}) \rangle_{\eta}$, and, second, in the sum over I_1, I_2, I_3 in Eq. (188), each π_{I_2} or Π_{I_1} only appears in two terms.

Now putting everything together, and using the complete-the-square method to deal with the axial-vector term, we have

$$E + 8\eta|C| + 4\eta|C_{I^2}| \geq \sum_{\zeta} |b_{\zeta}|^2 \left[\frac{a_L^3}{2} \sum_{I, \mathbf{x} \in \bar{S}_{\zeta}} \left(\langle \Pi_I^2(\mathbf{x}) \rangle_{\eta} + m_{\pi}^2 \langle \pi_I^2(\mathbf{x}) \rangle_{\eta} \right) + \sum_{I, \mathbf{x} \in S_{\zeta}} \left(B \langle \Pi_I^2(\mathbf{x}) \rangle_{\eta} + A \langle \pi_I^2(\mathbf{x}) \rangle_{\eta} \right) - \frac{6g_A}{f_{\pi} a_L} \sum_{\mathbf{x} \in S'_{\zeta}} \sum_{I, S} \sqrt{\langle \pi_I^2(\mathbf{x}) \rangle_{\eta}} \right], \quad (192)$$

where A and B are defined in Eqs. (176) and (197), respectively. Now noting that $\langle \Pi_I^2(\mathbf{x}) \rangle_{\eta} \geq 0$, we have

$$E + 8\eta|C| + 4\eta|C_{I^2}| \geq \sum_{\zeta} |b_{\zeta}|^2 \left[\frac{a_L^3 m_{\pi}^2}{2} \sum_{I, \mathbf{x} \in \bar{S}'_{\zeta}} \langle \pi_I^2(\mathbf{x}) \rangle + A \sum_{I, \mathbf{x} \in S_{\zeta}} \langle \pi_I^2(\mathbf{x}) \rangle - \frac{6g_A}{f_{\pi} a_L} \sum_{\mathbf{x} \in S_{\zeta}} \sum_{I, S} \sqrt{\langle \pi_I^2(\mathbf{x}) \rangle} + \frac{a_L^3 m_{\pi}^2}{2} \sum_{I, \mathbf{x} \in (S'_{\zeta} - S_{\zeta})} \langle \pi_I^2(\mathbf{x}) \rangle - \frac{6g_A}{f_{\pi} a_L} \sum_{\mathbf{x} \in S'_{\zeta} - S_{\zeta}} \sum_{I, S} \sqrt{\langle \pi_I^2(\mathbf{x}) \rangle} \right]. \quad (193)$$

Recognizing that $\langle \pi_I^2(\mathbf{x}) \rangle$ terms for $\mathbf{x} \in \bar{S}'_{\zeta}$ can be removed from the expression due to their non-negativity, and then completing the square, gives

$$E + 8\eta|C| + 4\eta|C_{I^2}| \geq \sum_{\zeta} |b_{\zeta}|^2 \left\{ A \sum_{I, \mathbf{x} \in S_{\zeta}} \left[\left(\sqrt{\langle \pi_I^2(\mathbf{x}) \rangle} - \frac{3g_A}{f_{\pi} a_L A} \right)^2 - \left(\frac{3g_A}{f_{\pi} a_L A} \right)^2 \right] + \frac{a_L^3 m_{\pi}^2}{2} \sum_{I, \mathbf{x} \in (S'_{\zeta} - S_{\zeta})} \left[\left(\sqrt{\langle \pi_I^2(\mathbf{x}) \rangle} - \frac{6g_A}{m_{\pi}^2 f_{\pi} a_L^4} \right)^2 - \left(\frac{6g_A}{m_{\pi}^2 f_{\pi} a_L^4} \right)^2 \right] \right\}. \quad (194)$$

Note that the expression in the curly bracket is now independent of the fermionic occupation configuration. Then, since $\sum_{\zeta} |b_{\zeta}|^2 = 1$ (for a properly normalized state), the bound must apply to every term in the sum over ζ as well. Therefore, we can consider a single $\zeta \in \{0, 1\}^{|\Lambda|}$ to proceed. Since $A < \frac{m_{\pi}^2 a_L^3}{2}$, we have

$$E + 8\eta|C| + 4\eta|C_{I^2}| \geq A \left(\sqrt{\langle \pi_I^2(\mathbf{x}) \rangle} - \frac{3g_A}{f_{\pi} a_L A} \right)^2 - 3\eta A \left(\frac{3g_A}{f_{\pi} a_L A} \right)^2 - \frac{m_{\pi}^2 a_L^3}{2} \times 18\eta \left(\frac{6g_A}{m_{\pi}^2 f_{\pi} a_L^4} \right)^2, \quad (195)$$

where we have used the bound on the number of fermions, i.e., $|S_{\zeta}| \leq \eta$ and $|S'_{\zeta} - S_{\zeta}| \leq 6\eta$. The statement of the lemma then follows. \square

Finally, we can use a similar technique for the conjugate momentum.

Lemma 32. Let $|\psi_\eta\rangle$ be any state with η fermions such that $\langle H \rangle_\eta := \langle \psi_\eta | H | \psi_\eta \rangle \leq E$. Then,

$$\langle \Pi_I^2(\mathbf{x}) \rangle \leq \frac{E + 8\eta|C| + 4\eta|C_{I^2}|}{B} + \frac{3\eta}{AB} \left(\frac{3g_A}{f_\pi a_L} \right)^2 + \frac{9\eta m_\pi^2 a_L^3}{B} \left(\frac{6g_A}{m_\pi^2 f_\pi a_L^4} \right)^2. \quad (196)$$

where

$$B := \frac{a_L^3}{2} - \frac{a_L}{2f_\pi^2}, \quad (197)$$

and A is defined in Eq. (176).

Proof. Using Eq. (192), we complete the square for the π_I -field terms in the same way to get

$$\begin{aligned} E + 8\eta|C| + 4\eta|C_{I^2}| &\geq \frac{a_L^3}{2} \sum_{I, \mathbf{x} \in \bar{S}_\zeta} \langle \Pi_I^2(\mathbf{x}) \rangle + B \sum_{I, \mathbf{x} \in S_\zeta} \langle \Pi_I^2(\mathbf{x}) \rangle \\ &+ \frac{a_L^3 m_\pi^2}{2} \sum_{I, \mathbf{x} \in \bar{S}'_\zeta} \langle \pi_I^2(\mathbf{x}) \rangle + A \sum_{I, \mathbf{x} \in S_\zeta} \left[\left(\sqrt{\langle \pi_I^2(\mathbf{x}) \rangle} - \frac{3g_A}{f_\pi a_L A} \right)^2 - \left(\frac{3g_A}{f_\pi a_L A} \right)^2 \right] \\ &+ \frac{a_L^3 m_\pi^2}{2} \sum_{I, \mathbf{x} \in (S'_\zeta - S_\zeta)} \left[\left(\sqrt{\langle \pi_I^2(\mathbf{x}) \rangle} - \frac{6g_A}{m_\pi^2 f_\pi a_L^4} \right)^2 - \left(\frac{6g_A}{m_\pi^2 f_\pi a_L^4} \right)^2 \right]. \end{aligned} \quad (198)$$

Removing many of the terms that can only be non-negative, we find

$$E + 8\eta|C| + 4\eta|C_{I^2}| \geq B \sum_{I, \mathbf{x} \in S_\zeta} \langle \Pi_I^2(\mathbf{x}) \rangle - 3A\eta \left(\frac{3g_A}{f_\pi a_L A} \right)^2 - \frac{a_L^3 m_\pi^2}{2} \times 18\eta \left(\frac{6g_A}{m_\pi^2 f_\pi a_L^4} \right)^2, \quad (199)$$

which gives the statement of the lemma. \square

Corollary 33. To achieve $\langle \psi | \psi_{\text{cut}} \rangle \geq 1 - \epsilon_{\text{cut}}$ with $3L^3$ bosonic degrees of freedom, it is sufficient to choose

$$\pi_{\max} = \left(\sqrt{\frac{3L^3}{\epsilon_{\text{cut}}}} + 1 \right) \left[\frac{6g_A}{4f_\pi a_L A} + \sqrt{\frac{E + 8\eta|C| + 4\eta|C_{I^2}|}{A} + 3\eta \left(\frac{3g_A}{f_\pi a_L A} \right)^2 + \frac{9\eta m_\pi^2 a_L^3}{A} \left(\frac{6g_A}{m_\pi^2 f_\pi a_L^4} \right)^2} \right], \quad (200)$$

$$\Pi_{\max} = \left(\sqrt{\frac{3L^3}{\epsilon_{\text{cut}}}} + 1 \right) \sqrt{\frac{E + 8\eta|C| + 4\eta|C_{I^2}|}{B} + \frac{3\eta}{AB} \left(\frac{3g_A}{f_\pi a_L} \right)^2 + \frac{9\eta m_\pi^2 a_L^3}{B} \left(\frac{6g_A}{m_\pi^2 f_\pi a_L^4} \right)^2}, \quad (201)$$

where A and B are defined in Eqs. (176) and (197), respectively.

This proves Lemma 3 of the main text.

D Summary Tables of Simulation Costs

The costs of simulating one time step of Trotter evolution in various nuclear EFTs are detailed in a number of Lemmas in Section 4 along with their derivations. In this Appendix, we summarize all those simulation costs. These include the pionless-EFT circuit depth with VC and compact encodings in Tables 10 and 11, respectively; the pionless-EFT R_z -gate count for both encodings in Table 12; the OPE-EFT circuit depth and R_z -gate count in Tables 13 and 14, respectively; and the dynamical-pion EFT circuit depth and R_z -gate count in Tables 15 and 16, respectively.

Pionless-EFT Circuit Depths (VC Encoding)							
Term(s)	$e^{-it\tilde{h}_\sigma^x(i,j)}$	$e^{-it\tilde{h}_\sigma^y(i,j)}$	$e^{-it\tilde{h}_\sigma^z(i,j)}$	$e^{-it(H_{C_\#}(i)+H_{D_\#}(i))}$	$e^{-itH_{\text{free}}}$	$e^{-it(H_{C_\#}+H_{D_\#})}$	$\mathcal{P}_1^{(\#)}(t)$
Uncontrolled	16	22	26	8	512	8	520
Controlled	20	26	30	22	608	22	630

Table 10: The contributions to the 2-qubit circuit depth for simulating the pionless-EFT Hamiltonian and its controlled version with the VC encoding, according to Lemmas 4, 6, and 8.

Pionless-EFT Circuit Depths (Compact Encoding)							
Term(s)	$e^{-it\tilde{h}_\sigma^x(i,j)}$	$e^{-it\tilde{h}_\sigma^y(i,j)}$	$e^{-it\tilde{h}_\sigma^z(i,j)}$	$e^{-it(H_{C_\#}(i)+H_{D_\#}(i))}$	$e^{-itH_{\text{free}}}$	$e^{-it(H_{C_\#}+H_{D_\#})}$	$\mathcal{P}_1^{(\#)}(t)$
Uncontrolled	10	10	10	8	60	8	68
Controlled	14	14	14	22	84	22	106

Table 11: The contributions to the 2-qubit circuit depth for simulating the pionless-EFT Hamiltonian and its controlled version with the compact encoding, according to Lemmas 5, 7, and 9.

Pionless-EFT R_z -Gate Count			
Term(s)	$e^{-itH_{\text{free}}}$	$e^{-it(H_{C_\#}+H_{D_\#})}$	$\mathcal{P}_1^{(\#)}(t)$
Uncontrolled	$28 L^3$	$14 L^3$	$42 L^3$
Controlled	$56 L^3$	$28 L^3$	$84 L^3$

Table 12: The number of R_z gates used to simulate the pionless-EFT Hamiltonian and its controlled version with both the VC and compact encodings, according to Lemma 10. L denotes the number of sites along each Cartesian direction on the 3D lattice.

One-Pion-Exchange EFT Circuit Depth								
Term(s)	$e^{-it\tilde{h}_\sigma(i,j)}$	$e^{-itH_C(i)}$	$e^{-itH_{C_{l^2}}(i)}$	$e^{-itH_{\text{LR}}(i,j)}$	$e^{-itH_{\text{free}}}$	$e^{-it(H_C+H_{C_{l^2}})}$	$e^{-itH_{\text{LR}}}$	$\mathcal{P}_1^{(\text{OPE})}(t)$
Uncontrolled	64	6	54	14,336	512	60	$14,336R_\ell$	$572 + 14,336R_\ell$
Controlled	76	26	98	16,384	608	124	$16,384R_\ell$	$732 + 16,384R_\ell$

Table 13: The contributions to the 2-qubit circuit depth for simulating the OPE-EFT Hamiltonian and its controlled version, according to Lemmas 11 to 13. R_ℓ is defined in Lemma 12.

One-Pion-Exchange EFT R_z -Gate Count					
Term(s)	$e^{-itH_{\text{free}}}$	e^{-itH_C}	$e^{-itH_{C_{l^2}}}$	$e^{-itH_{\text{LR}}}$	$\mathcal{P}_1^{(\text{OPE})}(t)$
Uncontrolled	$28 L^3$	$10 L^3$	$18 L^3$	$1,024 R_\ell L^3$	$(52 + 1,024 R_\ell)L^3$
Controlled	$56 L^3$	$20 L^3$	$36 L^3$	$2,048 R_\ell L^3$	$(104 + 2,048 R_\ell)L^3$

Table 14: The number of R_z gates used to simulate the OPE-EFT Hamiltonian and its controlled version, according to Lemma 14. R_ℓ is defined in Lemma 12. L denotes the number of sites along each Cartesian direction on the 3D lattice.

Dynamical-Pion EFT Circuit Depth						
Term(s)	$e^{-itH_{\pi^2}}$	$e^{-itH_{(\nabla\pi)^2}}$	$e^{-itH_{\Pi^2}}$	$e^{-itH_{AV}}$	$e^{-itH_{WT}}$	$\mathcal{P}_1^{(D\pi)}(t)$
Uncontrolled	$2\lceil\frac{n_b}{2}\rceil + 2n_b - 4$	$12\lceil\frac{n_b}{2}\rceil + 24n_b - 24$	$2n_b^2 + 2\lceil\frac{n_b}{2}\rceil - 4$	$1296 + 864n_b$	$98n_b^2 + 94n_b + 96$	$\max\{572, 2n_b^2 + 16\lceil\frac{n_b}{2}\rceil + 26n_b - 32\} + 98n_b^2 + 958n_b + 1392$
Controlled	$n_b^2 + 2\lceil\frac{n_b}{2}\rceil + 3n_b - 4$	$24n_b^2 + 12\lceil\frac{n_b}{2}\rceil + 36n_b - 24$	$3n_b^2 + 2\lceil\frac{n_b}{2}\rceil + n_b - 4$	$1296 + 1728n_b$	$146n_b^2 + 190n_b + 144$	$\max\{732, 28n_b^2 + 16\lceil\frac{n_b}{2}\rceil + 40n_b - 32\} + 146n_b^2 + 1918n_b + 1440$

Table 15: The contributions to the 2-qubit circuit depth for simulating the dynamical-pion EFT Hamiltonian and its controlled version, according to [Lemmas 15 to 20](#). Here, n_b denotes the number of qubits holding the value of each $\pi_I(\mathbf{x})$. Entries corresponding to $e^{-itH_{\text{free}}}$, e^{-itH_C} , and $e^{-itH_{C_I^2}}$ are the same as in [Table 13](#) and are left out, but their contributions are accounted for in the total count in the last column.

Dynamical-Pion EFT R_z -Gate Count						
Term(s)	$e^{-itH_{\pi^2}}$	$e^{-itH_{(\nabla\pi)^2}}$	$e^{-itH_{\Pi^2}}$	$e^{-itH_{AV}}$	$e^{-itH_{WT}}$	$\mathcal{P}_1^{(D\pi)}(t)$
Uncontrolled	$\frac{3}{2}(n_b^2 + n_b)L^3$	$3(2n_b^2 + n_b)L^3$	$\frac{3}{2}(5n_b^2 - 3n_b)L^3$	$72n_bL^3$	$6(3n_b^2 + 3n_b + 2)L^3$	$(33n_b^2 + 90n_b + 64)L^3$
Controlled	$3(n_b^2 + n_b)L^3$	$6(2n_b^2 + n_b)L^3$	$3(5n_b^2 - 3n_b)L^3$	$144n_bL^3$	$12(3n_b^2 + 3n_b + 2)L^3$	$2(33n_b^2 + 90n_b + 64)L^3$

Table 16: The number of R_z gates used to simulate the dynamical-pion EFT Hamiltonian and its controlled version, according to [Lemma 21](#). Here, n_b denotes the number of qubits holding the value of each $\pi_I(\mathbf{x})$, and L denotes the number of sites along each Cartesian direction on the 3D lattice. Entries corresponding to $e^{-itH_{\text{free}}}$, e^{-itH_C} , and $e^{-itH_{C_I^2}}$ are the same as in [Table 14](#) and are left out, but their contributions are accounted for in the total count in the last column.

E Higher-Order Trotter Error Bounds for Translation-Invariant Fermionic Hamiltonians

In this Appendix, we present Trotter error bounds for a general class of fermionic Hamiltonians, which includes the nuclear-EFT Hamiltonians considered in this work. Then in [Appendix F](#), we present bounds for specific EFT Hamiltonians by computing the prefactors explicitly, which are typically much better as they exploit the structure of the Hamiltonians, rather than resorting to general assumptions about their form, as is done in this Appendix.

The individual terms that make up the Hamiltonian, namely the number-preserving fermionic operators (NPFO), are introduced in [Definition 22](#) of the main text. In the following theorem, we bound the semi-norm of such operators. The indices i_1, i_2, \dots should be thought of as fermionic modes on a lattice, \vec{i} is a subset of fermionic modes on a lattice, and Ω denotes sets of subsets of fermionic modes.

Theorem 34. *Consider a set of fermionic modes, M . Let $\vec{i} = (i_1, i_2, \dots, i_{k_{\vec{i}}})$ denote a tuple of $k_{\vec{i}}$ indices for some constant $k_{\vec{i}}$, and let $\Omega = \{\vec{i}_1, \vec{i}_2, \dots\}$ be a set of such tuples such that no tuple shares indices with any other tuple: $\forall \vec{i}_a, \vec{i}_b \in \Omega$ with $a \neq b$, $\vec{i}_a \cap \vec{i}_b = \emptyset$. Define the fermionic operator*

$$X_{\Omega} = \sum_{\vec{i} \in \Omega} J_{\vec{i}} h_{\vec{i}}, \quad (202)$$

such that each $h_{\vec{i}}$ is a NPFO acting on the fermionic modes in $\vec{i} \subset M$. Then, the fermionic semi-norm can be bounded as

$$\|X_{\Omega}\|_{\eta} \leq J_{\max} \min \left\{ \left\lceil \frac{\eta}{\lceil k_{\min}/2 \rceil} \right\rceil, |\Omega| \right\}, \quad (203)$$

where k_{\min} is the minimum locality of $h_{\vec{i}}$ and $J_{\max} = \max_{\vec{i} \in \Omega} \{|J_{\vec{i}}|\}$.

Proof. Without loss of generality, consider the case where $J_{\vec{i}} = 1$. Note that $\lambda(h_{\vec{i}}) \in \{0, 1\}$ for all \vec{i} , where $\lambda(h_{\vec{i}})$ denotes the eigenvalue set of $h_{\vec{i}}$. Since X_{Ω} , $h_{\vec{i}}$, and $N := \sum_{j \in M} N(j)$ commute, they can be simultaneously diagonalized.

For a contradiction, suppose there exists a normalized state $|\psi\rangle$ such that $N|\psi\rangle = \eta|\psi\rangle$ and that $X_\Omega|\psi\rangle = \lambda|\psi\rangle$ where $|\lambda| > \min\{\lceil \eta/\lceil k_{\min}/2 \rceil \rceil, |\Omega|\}$. Since X_Ω , $h_{\vec{i}}$, and N are mutually commuting for all \vec{i} , and $X_\Omega = \sum_{\vec{i} \in \Omega} h_{\vec{i}}$ where $\{h_{\vec{i}}\}_{\vec{i} \in \Omega}$ do not act on any of the same modes, then we can choose to work with an eigenstate of all $\{h_{\vec{i}}\}_{\vec{i} \in \Omega}$ simultaneously (note that since any state can be written as a superposition of eigenstates and, by convexity, the maximum value of this superposition is always achieved for a single eigenstate, without loss of generality, we can consider an eigenstate). Then $h_{\vec{i}}|\psi\rangle = |\psi\rangle$ for at least $|\lambda|$ such terms $h_{\vec{i}}$. For any given $k_{\vec{i}}$ -local NPF0 $h_{\vec{i}}$ to be non-zero on state $|\psi\rangle$, there must be at least $\lceil k_{\vec{i}}/2 \rceil$ fermions on the subset of indices \vec{i} . Hence for at least $|\lambda|$ tuples $\vec{i} \in \Omega$, we have

$$\langle \psi | \sum_{j \in \vec{i}} N(j) | \psi \rangle \geq \left\lceil \frac{k_{\vec{i}}}{2} \right\rceil, \quad (204)$$

where the exact value depends on the form of the NPF0 (in particular, the number of hopping versus number operators present). Since all tuples in Ω are disjoint, we have

$$\langle \psi | N | \psi \rangle > |\lambda| \left\lceil \frac{k_{\min}}{2} \right\rceil. \quad (205)$$

Hence, using our assumption, we have

$$\langle \psi | N | \psi \rangle > \min \left\{ \left\lceil \frac{\eta}{\lceil k_{\min}/2 \rceil} \right\rceil, |\Omega| \right\} \left\lceil \frac{k_{\min}}{2} \right\rceil. \quad (206)$$

Now if $\min \left\{ \left\lceil \frac{\eta}{\lceil k_{\min}/2 \rceil} \right\rceil, |\Omega| \right\} = \left\lceil \frac{\eta}{\lceil k_{\min}/2 \rceil} \right\rceil$, then this implies $\langle \psi | N | \psi \rangle > \eta$ which is a contradiction. On the other hand, if $\min \left\{ \left\lceil \frac{\eta}{\lceil k_{\min}/2 \rceil} \right\rceil, |\Omega| \right\} = |\Omega|$, then $|\lambda| > |\Omega|$, which is trivially a contradiction as there are only $|\Omega|$ terms in the sum for X_Ω . Since $\|X_\Omega\|_\eta = |\lambda|$, this proves that $\|X_\Omega\|_\eta \leq \min \left\{ \left\lceil \frac{\eta}{\lceil k_{\min}/2 \rceil} \right\rceil, |\Omega| \right\}$. Finally, since $|J_{\vec{i}}| < J_{\max}$, the bound claimed in the theorem statement follows. \square

Although [Theorem 34](#) is based on Theorem 23 of Ref. [\[CBC21\]](#), [Theorem 34](#) is more general as it also applies to NPF0s that contain number operators and terms of locality greater than or equal to 2.

E.1 Bounding the Commutator with Disjoint Operators

We now investigate how many NPF0s are generated when one takes the commutator of two local NPF0s.

Lemma 35. *Let $h_{\vec{i}}$ and $h_{\vec{j}}$ be two non-commuting NPF0s with locality $k_{\vec{i}}$ and $k_{\vec{j}}$, respectively. Then, $[h_{\vec{i}}, h_{\vec{j}}]$ is a sum of at most $2^{1+\min\{k_{\vec{i}}, k_{\vec{j}}\}/2}$ NPF0s, each of which has locality of at most $k_{\vec{i}} + k_{\vec{j}} - 1$ and at least $\max\{k_{\vec{i}}, k_{\vec{j}}\}$.*

Proof. Consider $[h_{\vec{i}}, h_{\vec{j}}] = h_{\vec{i}}h_{\vec{j}} - h_{\vec{j}}h_{\vec{i}}$ and explicitly write out the term

$$h_{\vec{i}}h_{\vec{j}} = a^\dagger(i_1) \dots a^\dagger(i_m) a(i_{m+1}) \dots a(i_{2m}) N(i_{2m+1}) \dots N(i_{k_{\vec{i}}}) a^\dagger(j_1) \dots a^\dagger(j_l) a(j_{l+1}) \dots a(j_{2l}) N(j_{2l+1}) \dots N(j_{k_{\vec{j}}}). \quad (207)$$

To put this in the NPF0 form, we move all $a^\dagger(j)$ operators to the left. Using the relations

$$\begin{aligned} a(i)a^\dagger(j) &= \delta_{ij} - a^\dagger(j)a(i), \\ N(i)a^\dagger(j) &= a^\dagger(j)N(i), \quad i \neq j \\ N(j)a^\dagger(j) &= a^\dagger(j), \\ N(i)a(j) &= a(j)N(i), \quad i \neq j \\ N(j)a(j) &= 0, \end{aligned} \quad (208)$$

and the NPF0 property that ensures each $a(i)$ only intersects with at most one $a^\dagger(j)$, we observe that by pushing all the $a^\dagger(j)$ operators to the left, at most $2^{\min\{k_{\vec{i}}, k_{\vec{j}}\}/2}$ terms are generated. This can be understood by assuming that all the $a^\dagger(j_1), \dots, a^\dagger(j_l)$ operators intersect with one of the $a(i_{m+1}), \dots, a(i_{2m})$ operators and $k_{\vec{j}} \leq k_{\vec{i}}$, in which case at most $k_{\vec{j}}/2$ terms of the form $1 - a^\dagger(r)a(r)$ get generated within the $h_{\vec{i}}h_{\vec{j}}$ string. The factor of $1/2$ arises as $h_{\vec{j}}$ is $k_{\vec{j}}$ -local, hence it can have at most $k_{\vec{j}}/2$ creation operators. Similarly, if $k_{\vec{j}} \geq k_{\vec{i}}$, at most $k_{\vec{i}}/2$ creation operators within $h_{\vec{j}}$ overlap with the creation operators within $h_{\vec{i}}$. This gives rise to at most $2^{\min\{k_{\vec{i}}, k_{\vec{j}}\}/2}$ NPF0s in $h_{\vec{i}}h_{\vec{j}}$.

The above scenario is not the only possibility, as some of $a^\dagger(j_1), \dots, a^\dagger(j_l)$ may instead intersect with some of the $N(i_{2m+1}), \dots, N(i_{k_{\vec{i}}})$, but that eliminates the number operator from the string, resulting in fewer NPF0s. Using the same arguments, all the number operators belonging to $h_{\vec{i}}$ can be moved to the far left of the individual creation and annihilation operators at the cost of a smaller number of terms.

The overall conclusion is that at most $2^{\min\{k_{\vec{i}}, k_{\vec{j}}\}/2}$ NPF0s are generated for $h_{\vec{i}}h_{\vec{j}}$.

Thus $[h_{\vec{i}}, h_{\vec{j}}]$ can be written as a sum of at most $2 \times 2^{\min\{k_{\vec{i}}, k_{\vec{j}}\}/2}$ NPF0s. The locality is then i) no more than $k_{\vec{i}} + k_{\vec{j}} - 1$ (where the -1 arises from the fact that the operators must overlap on at least one site to have nonzero commutator), and ii) no less than that of the maximum of the locality of the original operators, since the definition of an NPF0 precludes cancellations. \square

Next, given two disjoint, translation-invariant operators X and Y , we upper bound the number of disjoint sets of terms their commutator generates.

Lemma 36. *Let X and Y be two translation-invariant operators, each defined as a sum of disjoint NPF0s, with interactions with locality no more than k_X and k_Y , respectively. Then the operator $[Y, X]$ can be written as a sum of at most $2k_Xk_Y(k_X - 1)(k_Y - 1)2^{1+\min\{k_X, k_Y\}/2}$ translation-invariant, disjoint operators which are sums of NPF0s. The individual NPF0s have locality of at most $k_X + k_Y - 1$ and at least $\max\{k_X, k_Y\}$.*

Proof. We can write the operators as

$$X = J_X \sum_{\vec{i} \in \Omega_X} X_{\vec{i}}, \quad (209)$$

$$Y = J_Y \sum_{\vec{i} \in \Omega_Y} Y_{\vec{i}}, \quad (210)$$

where Ω_X and Ω_Y are sets of tuples with no more than k_X and k_Y indices in each tuple, respectively. Furthermore, because X and Y are each a sum of disjoint NPF0s, $\vec{i} \cap \vec{j} = \emptyset$ for any $\vec{i}, \vec{j} \in \Omega_X$, and similarly for Ω_Y .

Both Y and X are translation-invariant, and we wish to write $[Y, X]$ as a sum of translation-invariant terms. First note that $[Y, X]$ can be decomposed into a sum of terms of the form $[Y_{\vec{j}}, X_{\vec{i}}]$, where $\vec{i} \cap \vec{j} \neq \emptyset$ (otherwise this commutator is zero). There are at most k_Xk_Y possible ways of translating a term of the form $X_{\vec{i}}$ to intersect with $Y_{\vec{j}}$. For each of these possible translations, we label the corresponding terms $w_{\vec{k}}^{(a)} = [Y_{\vec{j}}, X_{\vec{i}}]$, where $a \in \{1, \dots, k_Xk_Y\}$ and $\vec{k} = \vec{i} \cup \vec{j}$. For a fixed a , every term of the form $w_{\vec{k}}^{(a)}$ is a translation of every other term of this form. Since X and Y are sums of translation-invariant NPF0s, we can write

$$[Y, X] = J_X J_Y \sum_{a=1}^{k_Xk_Y} \sum_{\vec{k} \in \Omega_a} w_{\vec{k}}^{(a)}. \quad (211)$$

To summarize, each term $w_{\vec{k}}^{(a)}$ corresponds to a particular $[Y_{\vec{j}}, X_{\vec{i}}]$ with $\vec{k} = \vec{i} \cup \vec{j}$, and Ω_a is the translation-invariant set of tuples the $w_{\vec{k}}^{(a)}$ have support on for a given a . We give examples in Fig. 18 and Fig. 19.

So far we have written $[Y, X]$ as a sum of translation-invariant terms. We now split these into sets of terms which only contain disjoint operators. Each commutator $w_{\vec{k}}^{(a)} = [Y_{\vec{j}}, X_{\vec{i}}]$ may have locality at most $k_X + k_Y - 1$ since $X_{\vec{i}}$ and $Y_{\vec{j}}$ individually have locality k_X and k_Y , respectively, but must intersect on at least one mode—if they do not intersect on at least one mode, the commutator is zero. Since X and Y are each a sum of disjoint operators, a given $w_{\vec{k}}^{(a)} = [Y_{\vec{j}}, X_{\vec{i}}]$ can

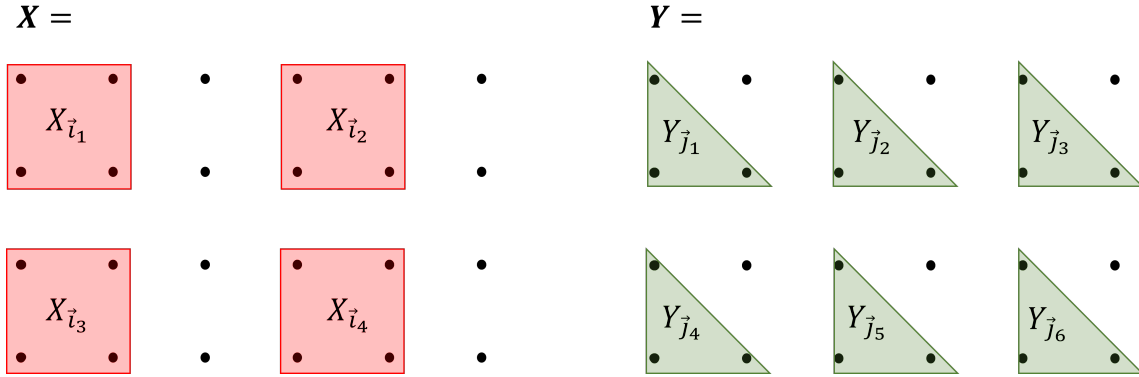


Figure 18: Examples of X and Y and their decompositions into local, disjoint, translationally invariant NPOs. The colored regions represent where the operators act non-trivially.

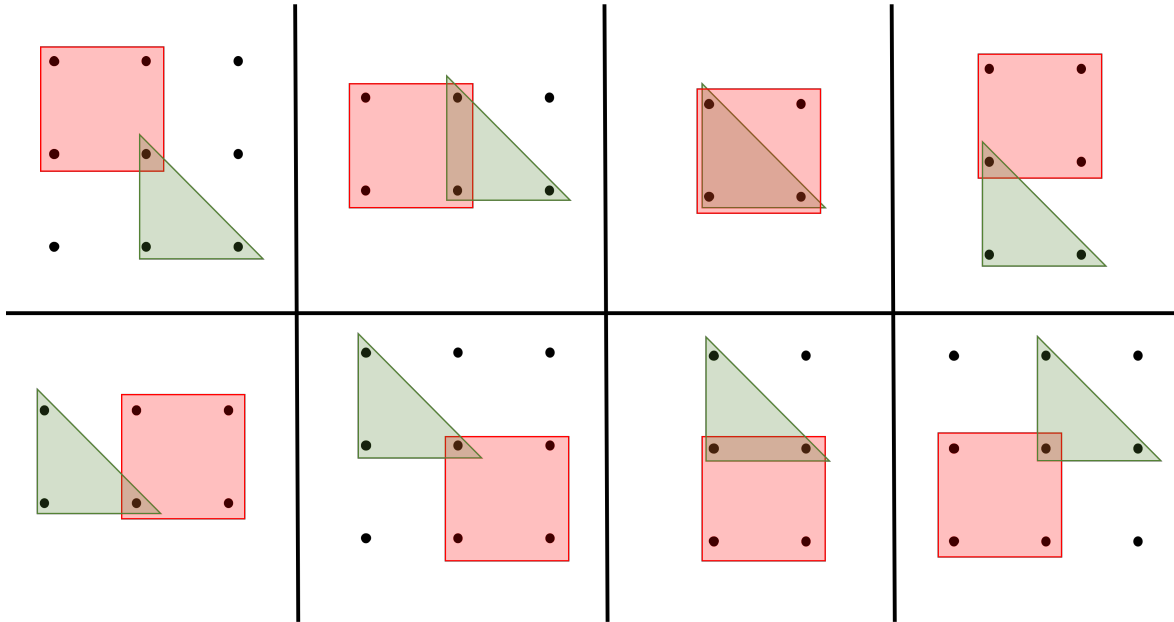


Figure 19: All possible overlapping translations of $X_{\vec{l}}$ and $Y_{\vec{j}}$. There are $8 \leq 4 \times 3 = k_X k_Y$ such translations. These form the set of operators $\{w_{\vec{k}}^{(a)}\}_a$. The commutator $[Y, X]$ can be written as a sum of such operators.

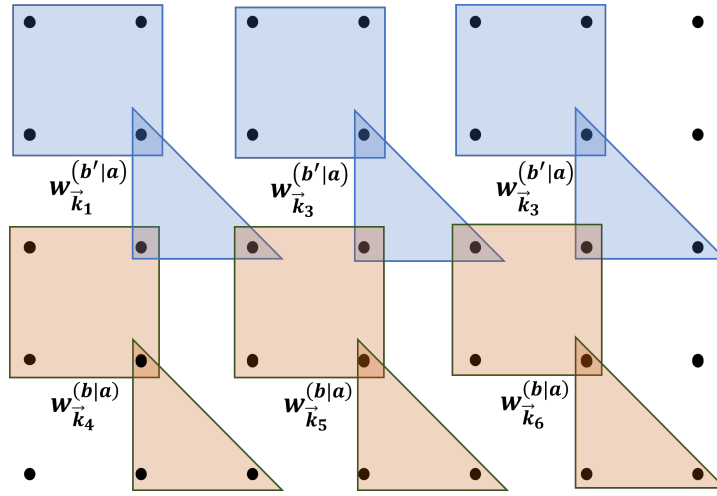


Figure 20: Consider a set of terms which are translations of the top-left operator in Fig. 19. When grouping terms $\{w_{\vec{k}}^{(a)}\}_{\vec{k} \in \Omega_a}$, we wish to split them into non-overlapping sets $\{w_{\vec{i}}^{(b|a)}\}_{\vec{i} \in \Omega_{b|a}}$ and $\{w_{\vec{j}}^{(b'|a)}\}_{\vec{j} \in \Omega_{b'|a}}$, denoted here by the blue and brown terms, such that the new sets are now disjoint.




Figure 21: The lines represent the possible places the operators can overlap. Generally, the maximum number of disjoint sets of $\{w^{(b|a)}\}_b$ can be obtained by noting that at most $k_X - 1$ vertices from the original Ω_X set can overlap with at most $k_Y - 1$ vertices from the original Ω_Y set and vice versa, giving an upper bound on the number of disjoint sets of $2(k_X - 1)(k_Y - 1)$.

overlap with at most $2(k_X - 1)(k_Y - 1)$ other terms of the form $w_{\vec{k}'}^{(a)}$. To see this, recall that all $\{Y_{\vec{j}}\}_{\vec{j} \in \Omega_Y}$ are disjoint, and similarly for $\{X_{\vec{i}}\}_{\vec{i} \in \Omega_X}$. Furthermore, consider $w_{\vec{k}}^{(a)} = [Y_{\vec{j}}, X_{\vec{i}}]$ and one of its translations, $w_{\vec{k}'}^{(a)} = [Y_{\vec{j}'}, X_{\vec{i}'}]$, such that they intersect on at least one mode. Then $X_{\vec{j}'}$ cannot intersect $X_{\vec{i}}$ anywhere, and so can only intersect $Y_{\vec{j}'}$, and vice versa. As a result, for a particular a , $w_{\vec{k}}^{(a)}$ can only intersect up to $2(k_X - 1)(k_Y - 1)$ terms that are translations of itself (see Fig. 21 for an illustration). Note that we do not need to consider intersections between $w^{(a)}$ and $w^{(a')}$ for $a \neq a'$ as we immediately group them into different sets.

Thus, to decompose $[Y, X]$ into disjoint sets of terms such that none of the terms have support on the same fermionic modes, one can partition the terms $w_{\vec{k}}^{(a)}$ by taking each $\sum_{\vec{k} \in \Omega_a} w_{\vec{k}}^{(a)}$, and rearranging into $2(k_X - 1)(k_Y - 1)$ disjoint sets of commutators that are translation invariant. Thus Ω_a decomposes into disjoint, translation-invariant subsets, which we label as $\Omega_{b|a}$:

$$\sum_{\vec{k} \in \Omega_a} w_{\vec{k}}^{(a)} = \sum_{b=1}^{2(k_X-1)(k_Y-1)} \sum_{\vec{k} \in \Omega_{b|a}} w_{\vec{k}}^{(b,a)}, \quad (12)$$

where, for given a, b , none of the $w_{\vec{k}}^{(b,a)}$ have support on each other. We give an example of how this could be done in Fig. 20 and Fig. 21. Thus so far, we have

$$[Y, X] = J_X J_Y \sum_{a=1}^{k_X k_Y} \sum_{b=1}^{2(k_X-1)(k_Y-1)} \sum_{\vec{k} \in \Omega_{b|a}} w_{\vec{k}}^{(b,a)}. \quad (13)$$

Now each term $w_{\vec{k}}^{(b,a)}$ corresponds to a commutator $[Y_{\vec{j}}, X_{\vec{i}}]$ that, by Lemma 35, generates at most $2^{1+\min\{k_X, k_Y\}/2}$ NPFO terms. Since, for a fixed a, b pair, each term $w_{\vec{k}}^{(b,a)}$ is a translation of all other $w_{\vec{l}}^{(b,a)}$, then $\sum_{\vec{k} \in \Omega_{b|a}} w_{\vec{k}}^{(b,a)}$ can be further decomposed into at most $2^{1+\min\{k_X, k_Y\}/2}$ translation-invariant, disjoint sums of NPFOs:

$$\sum_{\vec{k} \in \Omega_{b|a}} w_{\vec{k}}^{(b,a)} = \sum_{c=1}^{2^{1+\min\{k_X, k_Y\}/2}} \sum_{\vec{k} \in \Omega_{c|b|a}} v_{\vec{k}}^{(c,b,a)}, \quad (14)$$

where for fixed a, b, c , $\sum_{\vec{k} \in \Omega_{c|b|a}} v_{\vec{k}}^{(c,b,a)}$ is a translation-invariant, disjoint sum of NPFOs $v_{\vec{k}}^{(c,b,a)}$. Therefore,

$$[Y, X] = J_X J_Y \sum_{a=1}^{k_X k_Y} \sum_{b=1}^{2(k_X-1)(k_Y-1)} \sum_{c=1}^{2^{1+\min\{k_X, k_Y\}/2}} \sum_{\vec{k} \in \Omega_{c|b|a}} v_{\vec{k}}^{(c,b,a)}. \quad (15)$$

The lemma statement then follows. \square

We now use the above lemmas to bound the (semi-)norm of a nested commutator.

Theorem 37 (Restatement of Theorem 23 of the main text). *Let $\{H_{\gamma_i}\}_i$ be a set of translation-invariant, disjoint Hamiltonians such that*

$$H_{\gamma_i} = J^{(\gamma_i)} \sum_{\vec{j}} h_{\vec{j}}^{(\gamma_i)}, \quad (16)$$

and each $h_{\vec{j}}^{(\gamma_i)}$ is a NPFO with locality $k^{(\gamma_i)}$. Then,

$$\begin{aligned} \|[H_{\gamma_{p+1}}, \dots, [H_{\gamma_2}, H_{\gamma_1}]]\|_{\eta} &\leq \left(\prod_{n=1}^{p+1} |J^{(\gamma_n)}| \right) \prod_{m=2}^{p+1} \left[2k^{(\gamma_m)} (k^{(\gamma_m)} - 1) \left(\sum_{n=1}^{m-1} k^{(\gamma_n)} - (m-2) \right) \left(\sum_{n=1}^{m-1} k^{(\gamma_n)} - (m-1) \right) \right. \\ &\quad \left. \times 2^{1+\min\{k^{(\gamma_m)}, \sum_{n=1}^{m-1} k^{(\gamma_n)} - (m-2)\}/2} \right] \left\lceil \frac{\eta}{\lceil k_{\min}/2 \rceil} \right\rceil, \quad (17) \end{aligned}$$

where $k_{\min} := \min_{1 \leq i \leq p+1} \{k^{(\gamma_i)}\}$.

Proof. We proceed by induction, starting with the $p = 1$ case.

Case $p = 1$. Using [Lemma 36](#), we can write $[H_{\gamma_2}, H_{\gamma_1}]$ as a sum of translation-invariant, disjoint NPF0 terms:

$$[H_{\gamma_2}, H_{\gamma_1}] = J^{(\gamma_1)} J^{(\gamma_2)} \sum_{m=1} C_{\gamma_1 \gamma_2}^{(m)}, \quad (218)$$

where the sum goes up to $2k^{(\gamma_1)} k^{(\gamma_2)} (k^{(\gamma_1)} - 1)(k^{(\gamma_2)} - 1) 2^{1+\min\{(k^{(\gamma_1)}, k^{(\gamma_2)})\}/2}$. Each of the terms has the form

$$C_{\gamma_1 \gamma_2}^{(m)} = \sum_{\vec{i} \in \Omega_m} c_{\gamma_1 \gamma_2, \vec{i}}^{(m)}, \quad (219)$$

where the $c_{\gamma_1 \gamma_2, \vec{i}}^{(m)}$ are NPF0s with locality at most $k^{(\gamma_1)} + k^{(\gamma_2)} - 1$ and at least $\max\{k^{(\gamma_1)}, k^{(\gamma_2)}\}$. Then, using the triangle inequality and [Theorem 34](#), the fermionic semi-norm can be bounded for each of the sets associated with Ω_m for each m , giving

$$\| [H_{\gamma_2}, H_{\gamma_1}] \|_{\eta} \leq |J^{(\gamma_1)} J^{(\gamma_2)}| \sum_{m=1} \| C_{\gamma_1 \gamma_2}^{(m)} \|_{\eta} \quad (220)$$

$$\leq |J^{(\gamma_1)}| |J^{(\gamma_2)}| 2 \times k^{(\gamma_1)} k^{(\gamma_2)} (k^{(\gamma_1)} - 1)(k^{(\gamma_2)} - 1) 2^{\min\{(k^{(\gamma_1)}, k^{(\gamma_2)})\}+1} \left[\frac{\eta}{\lceil k_{\min}/2 \rceil} \right], \quad (221)$$

where $k_{\min} = \min\{k^{(\gamma_1)}, k^{(\gamma_2)}\}$, and where we have ignored the dependence of $|\Omega|$ when using [Theorem 34](#). This proves the $p = 1$ case.

Case of general $p > 2$. Assume that

$$[H_{\gamma_p}, \dots, [H_{\gamma_2}, H_{\gamma_1}]] = \prod_{n=1}^p J^{(\gamma_n)} \sum_{m_1, m_2, \dots, m_p} C_{\gamma_1 \gamma_2 \dots \gamma_p}^{(m_1, m_2, \dots, m_p)}, \quad (222)$$

where each m_n sum goes up to

$$2k^{(\gamma_n)} (k^{(\gamma_n)} - 1) \left(\sum_{m=1}^{n-1} k^{(\gamma_m)} - (n-2) \right) \left(\sum_{m=1}^{n-1} k^{(\gamma_m)} - (n-1) \right) 2^{1+\min\{k^{(\gamma_n)}, \sum_{m=1}^{n-1} k^{(\gamma_m)} - (n-2)\}/2}, \quad (223)$$

and each of the $C_{\gamma_1 \gamma_2 \dots \gamma_p}^{(m_1, m_2, \dots, m_p)}$ is a translation-invariant sum of disjoint terms of the form

$$C_{\gamma_1 \gamma_2 \dots \gamma_p}^{(m_1, m_2, \dots, m_p)} = \sum_{\vec{i} \in \Omega_{m_1, \dots, m_p}} c_{\gamma_1 \gamma_2 \dots \gamma_p, \vec{i}}^{(m_1, \dots, m_p)}, \quad (224)$$

where each $c_{\gamma_1 \gamma_2 \dots \gamma_p, \vec{i}}^{(m_1, \dots, m_p)}$ is an NPF0. Then,

$$[H_{\gamma_{p+1}}, \dots, [H_{\gamma_2}, H_{\gamma_1}]] = \left[H_{\gamma_{p+1}}, \prod_{n=1}^p J^{(\gamma_n)} \sum_{m_1, m_2, \dots, m_p} C_{\gamma_1 \gamma_2 \dots \gamma_p}^{(m_1, m_2, \dots, m_p)} \right] \quad (225)$$

$$= \prod_{n=1}^p J^{(\gamma_n)} \sum_{m_1, m_2, \dots, m_p} \left[H_{\gamma_{p+1}}, C_{\gamma_1 \gamma_2 \dots \gamma_p}^{(m_1, m_2, \dots, m_p)} \right]. \quad (226)$$

Since both $H_{\gamma_{p+1}}$ and $C_{\gamma_1 \gamma_2 \dots \gamma_p}^{(m_1, m_2, \dots, m_p)}$ are translation-invariant, disjoint sums of NPF0s, [Lemma 36](#) can be applied to write

$$\left[H_{\gamma_{p+1}}, C_{\gamma_1 \gamma_2 \dots \gamma_p}^{(m_1, m_2, \dots, m_p)} \right] = J^{(\gamma_{p+1})} \sum_{m_{p+1}} C_{\gamma_1 \gamma_2 \dots \gamma_p \gamma_{p+1}}^{(m_1, m_2, \dots, m_p, m_{p+1})}, \quad (227)$$

where the sum of m_{p+1} goes up to at most

$$2k^{(\gamma_{p+1})} (k^{(\gamma_{p+1})} - 1) \left(\sum_{m=1}^p k^{(\gamma_m)} - (p-1) \right) \left(\sum_{m=1}^p k^{(\gamma_m)} - p \right) 2^{1+\min\{k^{(\gamma_{p+1})}, \sum_{m=1}^p k^{(\gamma_m)} - (p-1)\}/2}, \quad (228)$$

and the terms $C_{\gamma_1 \gamma_2 \dots \gamma_p \gamma_{p+1}}^{(m_1, m_2, \dots, m_p, m_{p+1})}$ are translation-invariant, disjoint sums of NPFOS. Thus, one can see that

$$[H_{\gamma_{p+1}}, \dots, [H_{\gamma_2}, H_{\gamma_1}]] = \prod_{n=1}^{p+1} J^{(\gamma_n)} \sum_{m_1, m_2, \dots, m_p, m_{p+1}} C_{\gamma_1 \gamma_2 \dots \gamma_p \gamma_{p+1}}^{(m_1, m_2, \dots, m_p, m_{p+1})}, \quad (229)$$

so

$$\| [H_{\gamma_{p+1}}, \dots, [H_{\gamma_2}, H_{\gamma_1}]] \|_{\eta} \leq \prod_{n=1}^{p+1} |J^{(\gamma_n)}| \sum_{m_1, m_2, \dots, m_p, m_{p+1}} \| C_{\gamma_1 \gamma_2 \dots \gamma_p \gamma_{p+1}}^{(m_1, m_2, \dots, m_p, m_{p+1})} \|_{\eta}. \quad (230)$$

Using [Theorem 34](#) to bound $\| C_{\gamma_1 \gamma_2 \dots \gamma_p \gamma_{p+1}}^{(m_1, m_2, \dots, m_p, m_{p+1})} \|_{\eta}$, we have

$$\sum_{m_1, \dots, m_{p+1}} \| C_{\gamma_1 \dots \gamma_{p+1}}^{(m_1, \dots, m_{p+1})} \|_{\eta} \leq \prod_{m=2}^{p+1} \left[2k^{(\gamma_m)} (k^{(\gamma_m)} - 1) \left(\sum_{n=1}^{m-1} k^{(\gamma_n)} - (m-2) \right) \left(\sum_{n=1}^{m-1} k^{(\gamma_n)} - (m-1) \right) \right. \\ \left. \times 2^{1+\min\{k^{(\gamma_m)}, \sum_{n=1}^{m-1} k^{(\gamma_n)} - (m-2)\}/2} \right] \max_{m_1, \dots, m_{p+1}} \| C_{\gamma_1 \dots \gamma_{p+1}}^{(m_1, \dots, m_{p+1})} \|_{\eta} \quad (231)$$

$$\leq \prod_{m=2}^{p+1} \left[2k^{(\gamma_m)} (k^{(\gamma_m)} - 1) \left(\sum_{n=1}^{m-1} k^{(\gamma_n)} - (m-2) \right) \left(\sum_{n=1}^{m-1} k^{(\gamma_n)} - (m-1) \right) \right. \\ \left. \times 2^{1+\min\{k^{(\gamma_m)}, \sum_{n=1}^{m-1} k^{(\gamma_n)} - (m-2)\}/2} \right] \left[\frac{\eta}{\lceil k_{\min}/2 \rceil} \right], \quad (232)$$

where we have used the fact that $C_{\gamma_1 \gamma_2 \dots \gamma_p \gamma_{p+1}}^{(m_1, m_2, \dots, m_p)}$ has locality of at least $k_{\min} = \min_{1 \leq i \leq p+1} \{k^{(\gamma_i)}\}$, and have ignored the bound depending on $|\Omega|$ when using [Theorem 34](#). Substituting this into [Eq. \(230\)](#) gives the statement in the theorem. \square

E.2 Asymptotic Scaling of Bounds for Fermionic-Bosonic Hamiltonians

A simple analog to [Theorem 34](#) can be obtained when the fermionic terms are coupled to a bosonic term. Provided the bosonic Hilbert space is truncated, the magnitude of the coupled term can be bounded by taking the maximum value of the bosonic operator and then treating the bosonic part as a coefficient of the fermionic terms. We apply this strategy to the nuclear EFTs that we consider.

Theorem 38 (Asymptotic Dynamical-Pion EFT Bound on Nested Commutators). *Let H be the dynamical-pion Hamiltonian described in [Section 3.3](#), using the decomposition $\{H_{\gamma_i}\}_i$ given in [Section 4.3](#). Then, assuming $\eta < L^3/2$, we have*

$$\| [H_{\gamma_{p+1}}, \dots, [H_{\gamma_2}, H_{\gamma_1}]] \|_{\eta} \leq O \left(\pi_{\max}^{p+1} \Pi_{\max}^{p+1} L^3 \right). \quad (233)$$

Proof. It is not hard to see that the largest contribution to the commutator of two Hamiltonian terms arises from $[H_{\text{WT}}, H_{\text{WT}}]$. This is because H_{WT} consists of a $\pi\Pi$ operator times a sum of fermionic operators, and these fermionic operators may not commute at each site. Therefore, $[H_{\text{WT}}, H_{\text{WT}}] = O(\pi_{\max}^2 \Pi_{\max}^2 L^3)$, where the factor of $L^3 \sim \eta$ arises because the two spatial sums from each term in the commutator turn into one sum after the effect of the fermionic commutation. The final sum over fermionic operators can be upper bounded by the number of fermions present, η . The explicit computation of this commutation bound is provided in [Lemma 78](#). Any other commutators of two Hamiltonian

terms in the dynamical-pion EFT is suppressed compared to this scaling, as verified in [Appendix F.3](#), since i) H_{WT} is a sum of the largest factor of bosonic and fermionic operators compared to other Hamiltonian terms, ii) the commutation among bosonic terms reduces one factor of $\pi\Pi$ in the product due to [Eq. \(13\)](#), and iii) commutation among purely fermionic terms scales at most as $O(\eta) = O(L^3)$, and can be ignored compared with the dominant one identified.

Now for the p th-order nested commutator involving Hamiltonian terms, it is evident that the largest scaling arises from $[H_{\text{WT}}, [H_{\text{WT}}, \dots, [H_{\text{WT}}, H_{\text{WT}}]]]$, which by the above argument is $O(\pi_{\text{max}}^{p+1} \Pi_{\text{max}}^{p+1} L^3)$. Overall, we have

$$\| [H_{\gamma_{p+1}}, \dots, [H_{\gamma_2}, H_{\gamma_1}]] \|_{\eta} = O\left(\pi_{\text{max}}^{p+1} \Pi_{\text{max}}^{p+1} L^3\right). \quad (234)$$

□

F Analytic Trotter Error Bounds for Nuclear-EFT Hamiltonians

This Appendix contains the full proofs on the Trotter error bounds in [Section 5.2](#). We begin by introducing some useful notation, which simplifies the following calculations. In particular, we define a hopping term as

$$\Delta_{ij}^{\pm} := a^{\dagger}(i)a(j) \pm a^{\dagger}(j)a(i) \quad (235)$$

for $i \neq j$. When calculating fermionic norms of such an operator, the sign in the hopping term is irrelevant. Simple computation shows that

$$\| \Delta_{ij}^{\pm} \|_{\eta} = \max_{|\psi\rangle, |\phi\rangle} \langle \psi | \Delta_{ij}^{\pm} | \phi \rangle = 1, \quad (236)$$

with saturation occurring for the Fock state $|\psi\rangle = |\phi\rangle = (|10\rangle \pm |01\rangle)/\sqrt{2}$ over sites i, j . Consequently, for the purpose of analyzing Trotter error bounds, we do not have to distinguish between the hopping terms $\pm\Delta_{ij}^+$ and $\pm\Delta_{ij}^-$, so we refer to all four such terms in this equivalence class as Δ_{ij} . When the flavor σ of the particle is relevant, we denote this with a superscript as Δ_{ij}^{σ} . In the rest of this Appendix, an equals sign indicates equality up to this equivalence class of operators as, for all the quantities, we ultimately care about various fermionic semi-norms for which the fine-grained sign information is irrelevant.

In terms of this equivalence class of hopping operators, we have the following useful commutation relations:

$$[\Delta_{ij}^{\sigma}, \Delta_{kl}^{\sigma'}] = \delta_{\sigma\sigma'} \left[\Delta_{jl}^{\sigma} \delta_{ik} + \Delta_{ik}^{\sigma} \delta_{jl} + \Delta_{il}^{\sigma} \delta_{jk} + \Delta_{jk}^{\sigma} \delta_{il} \right], \quad (237)$$

$$[\Delta_{ij}^{\sigma}, N_{\sigma'}(l)] = \delta_{\sigma\sigma'} (\delta_{il} + \delta_{jl}) \Delta_{ij}^{\sigma}, \quad (238)$$

where δ_{uv} are Kronecker deltas.

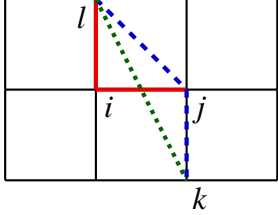
The irrelevance of the sign information in the hopping terms also allows us to introduce a simple diagrammatic notation for representing hopping terms and their commutators on a lattice. For instance, within a small 2D sublattice:

$$\Delta_{ij} : \quad \begin{array}{|c|c|c|} \hline & & \\ \hline & i & j \\ \hline \end{array} \quad (239)$$

The commutation relation in [Eq. \(238\)](#) can be conveniently represented as a diagram where, if the two hopping terms (marked via red edges) share a vertex, then the resulting commutator is a hopping term joining the two “free” vertices (marked via a dashed blue edge). For instance, in the case where $i = k$:

$$[\Delta_{ij}, \Delta_{il}] = \Delta_{jl} : \quad \begin{array}{|c|c|c|} \hline & l & \\ \hline & i & j \\ \hline \end{array} \quad (240)$$

If the hopping terms do not share a vertex or if they are identical, the commutator vanishes. The diagrammatic notation, combined with dropping the sign information, makes computations even easier when evaluating nested commutators. For instance, we have the following diagram:

$$[\Delta_{kj}, [\Delta_{ij}, \Delta_{il}]] = \Delta_{lk} :$$

(241)

where red lines indicate the inner commutator, dashed blue lines the outer commutator, and dotted green lines the final result.

To finish our setup, we have the following useful lemma.

Lemma 39. *Let Ω be a set of completely disjoint ordered pairs of lattice sites (i, j) with $i < j$. That is, for any $(i, j) \in \Omega$, there exists no distinct element $(k, l) \in \Omega$ with $k \in \{i, j\}$ or $l \in \{i, j\}$. Let S be a set of particle flavors, and define*

$$H_{\Omega, S} = \sum_{\sigma \in S} \sum_{(i, j) \in \Omega} \Delta_{ij}^{\sigma}. \quad (242)$$

Then, assuming $\eta < |\Omega|$,

$$\|H_{\Omega, S}\|_{\eta} \leq \eta, \quad (243)$$

where $\|\cdot\|_{\eta}$ is the fermionic semi-norm for η -fermion states.

Proof. From Eq. (236), the fermionic semi-norm for any individual hopping term in $H_{\Omega, S}$ is 1. As each term in Eq. (242) acts on a disjoint set of fermionic modes, we can consider states that individually saturate as many of these terms as possible. The statement of the lemma follows immediately, with saturation occurring for a state with η of the ordered pairs $(i, j) \in \Omega$ being in a superposition state that achieves the semi-norm in Eq. (236). \square

With these facts and definitions in hand, we are now ready to prove the bounds on the Trotter errors for the various EFTs of this work.

F.1 Pionless-EFT Bounds

F.1.1 $p = 1$

To prove Theorem 25, we split the Hamiltonian in Eq. (50) into seven terms $\{H_{\gamma}\}$ that are then used in the $p = 1$ Trotter error bound of Eq. (34). In particular, we consider a set $\{H_1, \dots, H_6\}$ with each term corresponding to a maximal set of kinetic-type non-overlapping terms in H_{free} plus an additional contact term $V := H_7 = H_{C_{\star}} + H_{D_{\star}}$. In particular, each kinetic-type term can be written as

$$H_{\gamma_{\xi}} = -h \sum_{\sigma} \sum_{(i, j) \in \Omega_{\gamma_{\xi}}} a_{\sigma}^{\dagger}(i) a_{\sigma}(j) + a_{\sigma}^{\dagger}(j) a_{\sigma}(i) \left(+h \sum_{\sigma} \sum_i N_{\sigma}(i) \right) \quad (244)$$

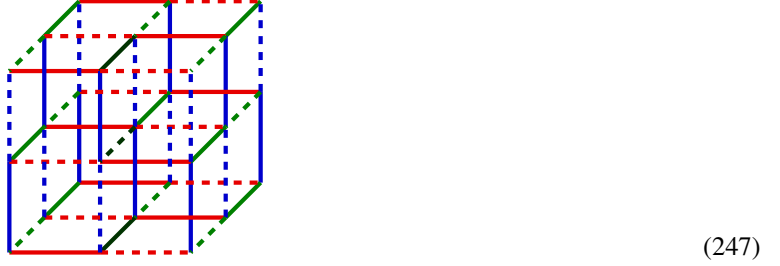
$$= -h \sum_{\sigma} \sum_{(i, j) \in \Omega_{\gamma_{\xi}}} \Delta_{ij}^{\sigma} \left(+h \sum_{\sigma} \sum_i N_{\sigma}(i) \right) \quad (245)$$

for $\gamma_{\xi} \in \{1, \dots, 6\}$, where $\Omega_{\gamma_{\xi}}$ consists of a maximum-sized set of completely disjoint ordered pairs of fermionic sites such that for each $(i, j) \in \Omega_{\gamma_{\xi}}$, the sites $i < j$ are nearest neighbors on the cubic lattice $\Lambda(L)$. The term in parentheses

can be ignored henceforth as it cancels when computing the commutator of two kinetic-like terms and commutes with the contact terms. Given a choice of such sets with $\bigcap_{k=1}^6 \Omega_{\gamma_k} = \emptyset$, it is clear that

$$H_{\text{free}} = \sum_{\gamma=1}^6 H_{\gamma}. \quad (246)$$

Diagrammatically, this splitting of the terms in H_{free} can be described (for a representative 3D sub-lattice) by the diagram



where solid red, blue, and green, and dashed red, blue, and green lines each represent hopping terms in a distinct set H_{γ_ξ} . These are also the distinct sets introduced in Section 4.1.3 to parallelize the circuit implementation of the hopping operators, and Fig. 5 in the main text gives an equivalent representation.

Therefore, commutators of operators in $\{H_{\gamma}\}$ come in two types: kinetic-kinetic (that is, commutators of the form $[H_{\gamma_\mu}, H_{\gamma_\nu}]$ for $\gamma_\mu, \gamma_\nu \neq 7$) and kinetic-potential (that is, commutators of the form $[V, H_{\gamma_\mu}]$ for $\gamma_\mu \neq 7$). Their fermionic semi-norms are bounded in the following lemmas. The parameter h is assumed to be positive in this appendix; otherwise its instances must be changed to $|h|$.

Lemma 40. *Kinetic-kinetic commutators are bounded as*

$$\|[H_{\gamma_\mu}, H_{\gamma_\nu}]\|_{\eta} \leq 2h^2\eta, \quad (248)$$

where $\gamma_\mu, \gamma_\nu \in \{1, \dots, 6\}$ and $\gamma_\mu \neq \gamma_\nu$.

Proof. We proceed by direct computation. In particular,

$$\begin{aligned} \|[H_{\gamma_\mu}, H_{\gamma_\nu}]\|_{\eta} &= h^2 \left\| \left[\sum_{\sigma} \sum_{(i,j) \in \Omega_{\gamma_\mu}} \Delta_{ij}^{\sigma}, \sum_{\sigma'} \sum_{(i',j') \in \Omega_{\gamma_\nu}} \Delta_{i'j'}^{\sigma'} \right] \right\|_{\eta} \\ &= h^2 \left\| \sum_{\sigma} \left[\sum_{(i,j) \in \Omega_{\gamma_\mu}} \Delta_{ij}^{\sigma}, \sum_{(i',j') \in \Omega_{\gamma_\nu}} \Delta_{i'j'}^{\sigma} \right] \right\|_{\eta} \\ &= h^2 \left\| \sum_{\sigma} \sum_{(i,j) \in \Omega_{\gamma_\mu}} \sum_{\substack{(i',j') \in \Omega_{\gamma_\nu} \\ (i,j) \cap (i',j') \neq \emptyset}} \left[\Delta_{ij}^{\sigma}, \Delta_{i'j'}^{\sigma} \right] \right\|_{\eta}, \end{aligned} \quad (249)$$

where in the second line, we used the fact that the operators acting on different species commute, and in the third line, we used the fact that the operators acting on entirely disjoint pairs of sites commute.

Observe that this last line is simply a sum of commutators of hopping terms that share only a single vertex. From Eq. (237), these commutators each evaluate to a new hopping term. Diagrammatically, it is easy to see that these new hopping terms can be split into two completely disjoint sets. In particular, for each particle type σ , the terms in H_{γ_μ} and

H_{γ_ν} form a 2D sub-lattice of hopping terms, whose commutators can be split into two completely disjoint sets as

$$(250)$$

Here, blue lines correspond to hopping terms in H_{γ_μ} , red lines correspond to hopping terms in H_{γ_ν} , and dotted green lines correspond to their commutator. Applying [Lemma 39](#) to each of these disjoint sets of hopping terms gives

$$\|[H_{\gamma_\mu}, H_{\gamma_\nu}]\|_\eta \leq 2h^2\eta, \quad (251)$$

proving the result. \square

Lemma 41. *Kinetic-potential commutators are bounded as*

$$\|[V, H_{\gamma_\mu}]\|_\eta \leq 2h \max \left\{ 2|C_{\neq}| \left\lfloor \frac{\eta}{2} \right\rfloor, (2|3C_{\neq} + D_{\neq}| + |D_{\neq}|) \left\lfloor \frac{\eta}{3} \right\rfloor, (2|6C_{\neq} + 4D_{\neq}| + 4|D_{\neq}|) \left\lfloor \frac{\eta}{4} \right\rfloor \right\}, \quad (252)$$

where $i \in \{1, \dots, 6\}$.

Proof. Using [Eq. \(244\)](#) for the kinetic term, [Eqs. \(52\)](#) and [\(53\)](#) for the contact terms, and [Eq. \(238\)](#) for the commutator between hopping and number operators, we have

$$\|[V, H_{\gamma_\mu}]\|_\eta = h \left\| \left[H_{C_{\neq}} + H_{D_{\neq}}, \sum_{\sigma} \sum_{(i,j) \in \Omega_{\gamma_\mu}} \Delta_{ij}^{\sigma} \right] \right\|_\eta \quad (253)$$

$$= h \left\| \sum_{(i,j) \in \Omega_{\gamma_\mu}} \left[H_{C_{\neq}} + H_{D_{\neq}}, \sum_{\sigma} \Delta_{ij}^{\sigma} \right] \right\|_\eta \quad (254)$$

$$= h \left\| \underbrace{\sum_{(i,j) \in \Omega_{\gamma_\mu}} \sum_{\substack{\sigma, \sigma' \\ \sigma \neq \sigma'}} \Delta_{ij}^{\sigma} N_{\sigma'}(i) \left(\frac{C_{\neq}}{2} + \frac{D_{\neq}}{6} \sum_{\substack{\sigma'' \\ \sigma'' \neq \sigma'}} N_{\sigma''}(i) \right)}_A \right. \\ \left. + A(i \leftrightarrow j) + A(\sigma \leftrightarrow \sigma') + A(i \leftrightarrow j, \sigma \leftrightarrow \sigma') \right. \\ \left. + \underbrace{\sum_{(i,j) \in \Omega_{\gamma_\mu}} \sum_{\substack{\sigma, \sigma', \sigma'' \\ \sigma \neq \sigma' \neq \sigma''}} N_{\sigma}(i) N_{\sigma'}(i) \frac{D_{\neq}}{6} \Delta_{ij}^{\sigma''}}_B + B(i \leftrightarrow j) \right\|_\eta \quad (255)$$

$$\leq 4h \|A\|_\eta + 2h \|B\|_\eta. \quad (256)$$

We have used the fact that operators acting on different particle types (labeled by different σ) commute. The notation $A(i \leftrightarrow j)$ denotes term A with indices i and j swapped, and similarly for other terms expressed via the same notation. [Equation \(256\)](#) comes from the triangle inequality and the fact that the different A terms are identical under the given swaps, as are the different B terms.

The semi-norm of each of these terms can be bounded by considering each individual sub-term in the semi-norms and applying the triangle inequality again. To bound the semi-norm of each individual sub-term, recall that there are four (fermionic) species labeled by $\sigma \in \{p, n\} \cap \{\uparrow, \downarrow\}$, so the maximum occupation number on a given site is four.

We start by bounding the semi-norm of term A by considering a single sub-term in the sum over $(i, j) \in \Omega_{\gamma\mu}$:

$$A_{ij} := \sum_{\substack{\sigma, \sigma' \\ \sigma' \neq \sigma}} \Delta_{ij}^\sigma N_{\sigma'}(i) \left(\frac{C_\#}{2} + \frac{D_\#}{6} \sum_{\substack{\sigma'' \\ \sigma'' \neq \sigma' \neq \sigma}} N_{\sigma''}(i) \right). \quad (257)$$

Trivially, if the fermion number per site is zero, $\|A_{ij}\|_\eta = 0$. If the fermion number per site is one, then again $\|A_{ij}\|_\eta = 0$ as for any state, there are no fermions of one of the types σ and σ' , causing either the Δ_{ij}^σ operator or the $N_{\sigma'}(i)$ to vanish.

For fermion number two on a site, the analysis becomes non-trivial. While the part of A_{ij} proportional to $D_\#$ still vanishes (given that among two-fermion states, necessarily one of Δ_{ij}^σ , $N_{\sigma'}(i)$, and $N_{\sigma''}(i)$ causes the semi-norm to vanish), the term proportional to $C_\#$ is non-zero. In particular, we have

$$\left\| \Delta_{ij}^\sigma N_{\sigma'}(i) \right\|_\eta \leq \left\| \Delta_{ij}^\sigma \right\|_\eta \|N_{\sigma'}(i)\|_\eta = 1. \quad (258)$$

Summing over σ and σ' yields a factor of two, so that $\|A_{ij}\|_\eta \leq 2 \times |C_\#|/2 = |C_\#|$. To bound the full term in the two-fermion subspace, observe that the number of pairs (i, j) with fermion number two is at most $\lfloor \eta/2 \rfloor$. Thus, we have $\|A\|_\eta \leq \lfloor \eta/2 \rfloor |C_\#|$.

For fermion number three per site, both the $C_\#$ and $D_\#$ terms survive, and we have $\|A_{ij}\|_\eta \leq 3 \times 2 \times |C_\#/2 + D_\#/6| = 6|C_\#/2 + D_\#/6|$. The factor of 3 comes from the sum over σ , and the factor of 2 comes from the sum over $\sigma' \neq \sigma$. There are at most $\lfloor \eta/3 \rfloor$ pairs of sites with fermion number three, so in this sector (via the triangle inequality), $\|A\|_\eta \leq \lfloor \eta/3 \rfloor |3C_\# + D_\#|$.

Finally, if the occupation number per site is four, then $\|A_{ij}\|_\eta \leq 4 \times 3 \times |C_\#/2 + 2 \times D_\#/6| = 12|C_\#/2 + D_\#/6|$. The factor of 4 comes from the sum over σ , and the factor of 3 comes from the sum over $\sigma' \neq \sigma$. The factor of 2 in the $D_\#$ term comes from the sum over σ'' with $\sigma'' \neq \sigma' \neq \sigma$. There are at most $\lfloor \eta/4 \rfloor$ pairs of sites with fermion number four, so in this sector, $\|A\|_\eta \leq \lfloor \eta/4 \rfloor |6C_\# + 4D_\#|$.

Putting this all together, we have

$$\|A\|_\eta \leq \max \left\{ \left\lfloor \frac{\eta}{2} \right\rfloor |C_\#|, \left\lfloor \frac{\eta}{3} \right\rfloor |3C_\# + D_\#|, \left\lfloor \frac{\eta}{4} \right\rfloor |6C_\# + 4D_\#| \right\}. \quad (259)$$

Now to bound $\|B\|_\eta$, consider the individual sub-terms for a particular pair of sites $(i, j) \in \Omega_{\gamma\mu}$. That is, we first bound the fermionic semi-norm of

$$B_{ij} := \sum_{\substack{\sigma, \sigma', \sigma'' \\ \sigma \neq \sigma' \neq \sigma''}} N_\sigma(i) N_{\sigma'}(i) \frac{D_\#}{6} \Delta_{ij}^{\sigma''}. \quad (260)$$

The semi-norm for this term is zero for fermion-number subspaces less than three. With fermion number three on site i , we have $\|B_{ij}\|_\eta = 3 \times 2(|D_\#|/6)$, where we use

$$\left\| N_\sigma(i) N_{\sigma'}(i) \Delta_{ij}^{\sigma''} \right\|_\eta \leq \|N_\sigma(i)\|_\eta \|N_{\sigma'}(i)\|_\eta \left\| \Delta_{ij}^{\sigma''} \right\|_\eta = 1 \quad (261)$$

and, as for the previous term, the factor of 3 comes from the sum over σ and the factor of 2 comes from the sum over $\sigma' \neq \sigma$. Again, there are at most $\lfloor \eta/3 \rfloor$ pairs of sites with fermion number three, so in this sector, $\|B\|_\eta \leq \lfloor \eta/3 \rfloor |D_\#|$.

For the fermion number four subspace, $\|B_{ij}\|_\eta = 4 \times 3 \times 2(|D_\#|/6)$. The factors of 4, 3, and 2 come from the sum over σ , $\sigma' \neq \sigma$, and $\sigma'' \neq \sigma' \neq \sigma$, respectively. So in this fermion-number sector, $\|B\|_\eta \leq 4 \lfloor \eta/4 \rfloor |D_\#|$. Putting this all together, we have

$$\|B\|_\eta \leq \max \left\{ \left\lfloor \frac{\eta}{3} \right\rfloor |D_\#|, \left\lfloor \frac{\eta}{4} \right\rfloor 4|D_\#| \right\}. \quad (262)$$

Combining Eq. (256) with Eqs. (259) and (262) yields the lemma statement. \square

With [Lemmas 40](#) and [41](#), [Theorem 25](#), restated here for convenience, can be proved.

Theorem 42 ($p = 1$ Pionless-EFT Trotter Error ([Theorem 25](#) of the main text)). *For the pionless-EFT Hamiltonian described in [Section 3.1](#),*

$$\left\| e^{-iHt} - \mathcal{P}_1^{(\neq)}(t) \right\|_{\eta} \leq t^2 \left(15h^2\eta + 6h \max \left\{ A_1 \left[\frac{\eta}{2} \right], A_2 \left[\frac{\eta}{3} \right], A_3 \left[\frac{\eta}{4} \right] \right\} \right), \quad (263)$$

where $h = \frac{1}{2Ma_L^2}$ is the coefficient of the hopping term, and

$$A_1 = 2|C_{\neq}|, \quad A_2 = 2|3C_{\neq} + D_{\neq}| + |D_{\neq}|, \quad A_3 = 2|6C_{\neq} + 4D_{\neq}| + 4|D_{\neq}|, \quad (264)$$

Here, C_{\neq} and D_{\neq} are the low-energy constants of two- and three-nucleon contact terms.

Proof. Consider the splitting of the pionless-EFT Hamiltonian H into seven terms H_{γ} for $\gamma \in \{1, \dots, 7\}$ as described above. Then directly apply the $p = 1$ Trotter error bound in [Eq. \(34\)](#). In this bound, there are $\binom{6}{2} = 15$ kinetic-kinetic commutators, each bounded as in [Lemma 40](#). In addition, there are 6 kinetic-potential commutators, each bounded as in [Lemma 41](#). Applying the triangle inequality in the expression in [Eq. \(34\)](#) for the $p = 1$ pionless EFT, the Trotter error bound immediately yields the result. \square

F.1.2 $p = 2$

We now present the proof of [Theorem 26](#), which bounds the $p = 2$ Trotter error for the pionless EFT. We consider the same splitting of the Hamiltonian in [Eq. \(50\)](#) into seven terms $\{H_{\gamma}\}$ as in the previous subsection. To evaluate the $p = 2$ Trotter error formula, we evaluate semi-norms of commutators of the forms $[H_{\gamma_{\mu}}, [H_{\gamma_{\nu}}, H_{\gamma_{\xi}}]]$, $[V, [H_{\gamma_{\mu}}, H_{\gamma_{\nu}}]]$, $[H_{\gamma_{\mu}}, [V, H_{\gamma_{\xi}}]]$, and $[V, [V, H_{\gamma_{\mu}}]]$, where from here on we assume that $\gamma_{\mu}, \gamma_{\nu}, \gamma_{\xi} \in \{1, \dots, 6\}$ unless explicitly stated otherwise. Also recall that $V := H_7$. The proofs are presented in the following lemmas.

Lemma 43.

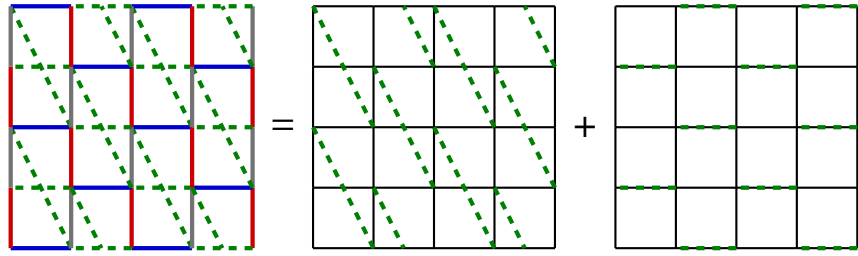
$$\left\| [H_{\gamma_{\mu}}, [H_{\gamma_{\nu}}, H_{\gamma_{\xi}}]] \right\|_{\eta} \leq 2h^3\eta, \quad (265)$$

for $\nu \neq \xi$.

Proof. We proceed similarly to [Lemma 40](#). Direct computation yields

$$\begin{aligned} [H_{\gamma_{\mu}}, [H_{\gamma_{\nu}}, H_{\gamma_{\xi}}]] &= \left[H_{\gamma_{\mu}}, \sum_{\sigma} \sum_{(i,j) \in \Omega_{\gamma_{\nu}}} \sum_{\substack{(i',j') \in \Omega_{\gamma_{\xi}} \\ (i,j) \cap (i',j') \neq \emptyset}} \left[\Delta_{ij}^{\sigma}, \Delta_{i'j'}^{\sigma} \right] \right] \\ &= h^3 \sum_{\sigma} \sum_{(i,j) \in \Omega_{\gamma_{\nu}}} \sum_{\substack{(i',j') \in \Omega_{\gamma_{\xi}} \\ (i,j) \cap (i',j') \neq \emptyset}} \sum_{\substack{(i'',j'') \in \Omega_{\gamma_{\mu}} \\ (i'',j'') \cap (i',j') \cap (i,j) \neq \emptyset}} \left[\Delta_{i''j''}^{\sigma}, \left[\Delta_{ij}^{\sigma}, \Delta_{i'j'}^{\sigma} \right] \right]. \end{aligned} \quad (266)$$

Each term in this sum is a nested commutator of three ‘‘connected’’ hopping terms. Using a diagrammatic approach, it is straightforward to show that the hopping terms that result from this nested commutator can be split into two sums over disjoint sets of hopping terms. In particular, for each σ , the splitting goes as



$$\text{Diagrammatic representation of the splitting of a nested commutator of three hopping terms. The left side shows a 4x4 grid with red vertical lines, blue horizontal lines, and green dashed diagonal lines. This is equal to the sum of two terms: a 4x4 grid with only green dashed diagonal lines, and a 4x4 grid with only blue horizontal lines.} \quad (267)$$

where we have considered a representative 2D sub-lattice. The inner commutators are between hopping terms, represented by solid red and blue lines, and the outer commutator is between the result of these commutators and hopping terms represented by solid gray lines. Dashed green lines represent the result of the full nested commutator. **Lemma 39** can then be applied to each of these sums over disjoint hopping terms, proving the result. \square

Lemma 44.

$$\| [V, [H_{\gamma_\mu}, H_{\gamma_\nu}]] \|_\eta \leq 4h^2 \max \{w_2, w_3, w_4\}, \quad (268)$$

where

$$w_2 = 2|C_{\neq}| \left\lfloor \frac{\eta}{2} \right\rfloor, \quad w_3 = (2|3C_{\neq} + D_{\neq}| + |D_{\neq}|) \left\lfloor \frac{\eta}{3} \right\rfloor, \quad w_4 = (2|6C_{\neq} + 4D_{\neq}| + 4|D_{\neq}|) \left\lfloor \frac{\eta}{4} \right\rfloor, \quad (269)$$

for $\mu \neq \nu$.

Proof. Using the diagram in **Eq. (250)** of **Lemma 40**, the inner commutator amounts to a sum over two disjoint sets of hopping terms that cover the lattice. Consequently, **Lemma 41** can be applied directly to each term. The result follows immediately. \square

Lemma 45.

$$\| [H_{\gamma_\mu}, [V, H_{\gamma_\nu}]] \|_\eta \leq 12h^2 \max \{n_2, n_3, n_4\} + 12h^2 \max \{c_3, c_4\}, \quad (270)$$

where

$$n_2 = |C_{\neq}| \left\lfloor \frac{\eta}{2} \right\rfloor, \quad n_3 = |3C_{\neq} + D_{\neq}| \left\lfloor \frac{\eta}{3} \right\rfloor, \quad n_4 = |6C_{\neq} + 4D_{\neq}| \left\lfloor \frac{\eta}{4} \right\rfloor, \quad (271)$$

and

$$c_3 = |D_{\neq}| \left\lfloor \frac{\eta}{3} \right\rfloor, \quad c_4 = |4D_{\neq}| \left\lfloor \frac{\eta}{4} \right\rfloor. \quad (272)$$

Proof. In the notation of **Eq. (255)**, we have

$$\| [H_{\gamma_\mu}, [V, H_{\gamma_\nu}]] \|_\eta = h \| [H_{\gamma_\mu}, A + A(i \leftrightarrow j) + A(\sigma \leftrightarrow \sigma') + A(i \leftrightarrow j, \sigma \leftrightarrow \sigma') + B + B(i \leftrightarrow j)] \|_\eta, \quad (273)$$

recalling that each of the terms A and B consists of a sum of hopping terms on disjoint indices multiplied by some constants and some number operators. Applying the triangle inequality, we can consider each term separately. First,

$$[H_{\gamma_\mu}, A] = \left[H_{\gamma_\mu}, \sum_{(i,j) \in \Omega_{\gamma_\nu}} \sum_{\substack{\sigma, \sigma' \\ \sigma' \neq \sigma}} \Delta_{ij}^\sigma N_{\sigma'}(i) \left(\frac{C_{\neq}}{2} + \frac{D_{\neq}}{6} \sum_{\substack{\sigma'' \\ \sigma'' \neq \sigma' \neq \sigma}} N_{\sigma''}(i) \right) \right]. \quad (274)$$

For the hopping terms in H_{γ_μ} , we use the commutation relation $[\Delta_{ij}, \Delta_{jl}] = \Delta_{il}$, yielding two terms of type A , as depicted in **Eq. (250)**. For the hopping terms of species σ' and σ'' , we use the commutation relation $[\Delta_{ij}, N(i)] = \Delta_{ij}$. Putting these together, we obtain

$$\begin{aligned} [H_{\gamma_\mu}, A] = & 2A + \sum_{(i,j) \in \Omega_{\gamma_\nu}} \sum_{(i,k) \in \Omega_{\gamma_\mu}} \sum_{\substack{\sigma, \sigma' \\ \sigma' \neq \sigma}} \Delta_{ij}^\sigma \Delta_{ik}^{\sigma'} \left(\frac{C_{\neq}}{2} + \frac{D_{\neq}}{6} \sum_{\substack{\sigma'' \\ \sigma'' \neq \sigma' \neq \sigma}} N_{\sigma''}(i) \right) \\ & + \sum_{(i,j) \in \Omega_{\gamma_\nu}} \sum_{(i,k) \in \Omega_{\gamma_\mu}} \sum_{\substack{\sigma, \sigma' \\ \sigma' \neq \sigma}} \Delta_{ij}^\sigma N_{\sigma'}(i) \left(\frac{D_{\neq}}{6} \sum_{\substack{\sigma'' \\ \sigma'' \neq \sigma' \neq \sigma}} \Delta_{ik}^{\sigma''} \right), \end{aligned} \quad (275)$$

where A denotes a term of type A (since the particular indices are irrelevant when evaluating the norm). To bound the semi-norms of the new terms, we use that

$$\|\Delta_{ij}\Delta_{ik}N(i)\|_{\eta} \leq \|\Delta_{ij}\|_{\eta} \|\Delta_{ik}\|_{\eta} \|N(i)\|_{\eta} \leq 1, \quad (276)$$

and then bound the terms for different fermion numbers per site using arguments nearly identical to those in [Lemma 41](#). We find that

$$\|[H_{\gamma_{\mu}}, A]\|_{\eta} \leq 3h \max\{n_2, n_3, n_4\} + h \max\{c_3, c_4\}, \quad (277)$$

where

$$n_2 = |C_{\#}| \left\lfloor \frac{\eta}{2} \right\rfloor, \quad n_3 = |3C_{\#} + D_{\#}| \left\lfloor \frac{\eta}{3} \right\rfloor, \quad n_4 = |6C_{\#} + 4D_{\#}| \left\lfloor \frac{\eta}{4} \right\rfloor, \quad (278)$$

and

$$c_3 = |D_{\#}| \left\lfloor \frac{\eta}{3} \right\rfloor, \quad c_4 = |4D_{\#}| \left\lfloor \frac{\eta}{4} \right\rfloor. \quad (279)$$

Now consider the terms of type B . In this case,

$$\begin{aligned} [H_{\gamma_{\mu}}, B] &= \left[H_{\gamma_{\mu}}, \sum_{(i,j) \in \Omega_{\gamma_{\mu}}} \sum_{\substack{\sigma, \sigma', \sigma'' \\ \sigma \neq \sigma' \neq \sigma''}} N_{\sigma}(i) N_{\sigma'}(j) \frac{D_{\#}}{6} \Delta_{ij}^{\sigma''} \right] \\ &= 2B + \sum_{(i,j) \in \Omega_{\gamma_{\nu}}} \sum_{(i,k) \in \Omega_{\gamma_{\nu}}} \sum_{\substack{\sigma, \sigma', \sigma'' \\ \sigma \neq \sigma' \neq \sigma''}} \Delta_{ik}^{\sigma} N_{\sigma'}(j) \frac{D_{\#}}{6} \Delta_{ij}^{\sigma''} + \sum_{(i,j) \in \Omega_{\gamma_{\nu}}} \sum_{(i,k) \in \Omega_{\gamma_{\nu}}} \sum_{\substack{\sigma, \sigma', \sigma'' \\ \sigma \neq \sigma' \neq \sigma''}} N_{\sigma}(i) \Delta_{jk}^{\sigma'} \frac{D_{\#}}{6} \Delta_{ij}^{\sigma''}. \end{aligned} \quad (280)$$

Again, the semi-norms of the latter two terms can be found for each fermion-number subspace using arguments identical to those of [Lemma 41](#), yielding a semi-norm equivalent to terms of type B . Therefore,

$$\|[H_{\gamma_{\mu}}, B]\|_{\eta} \leq 4h \max\{c_3, c_4\}. \quad (282)$$

Using the fact that there are four terms of the form $[H_{\gamma_{\mu}}, A]$ and two terms of the form $[H_{\gamma_{\mu}}, B]$ in [Eq. \(273\)](#), and applying the triangle inequality, the result follows. \square

Lemma 46.

$$\|[V, [V, H_{\gamma_{\mu}}]]\|_{\eta} \leq 4h \max\{q_2, q_3, q_4\} + 2h \max\{q'_3, q'_4\}, \quad (283)$$

where

$$\begin{aligned} q_2 &= 2|C_{\#}|^2 \left\lfloor \frac{\eta}{2} \right\rfloor, & q_3 &= \left| \frac{C_{\#}}{2} + \frac{D_{\#}}{6} \right| \left(12 \left| \frac{C_{\#}}{2} + \frac{D_{\#}}{6} \right| + |D_{\#}| \right) \left\lfloor \frac{\eta}{3} \right\rfloor, \\ q_4 &= 24 \left| \frac{C_{\#}}{2} + \frac{D_{\#}}{3} \right| \left(6 \left| \frac{C_{\#}}{2} + \frac{D_{\#}}{3} \right| + |D_{\#}| \right) \left\lfloor \frac{\eta}{4} \right\rfloor, \end{aligned} \quad (284)$$

and

$$q'_3 = \left(8|D_{\#}| \left| \frac{C_{\#}}{2} + \frac{D_{\#}}{6} \right| + \frac{2}{3} D_{\#}^2 \right) \left\lfloor \frac{\eta}{3} \right\rfloor, \quad q'_4 = 8|D_{\#}| \left(6 \left| \frac{C_{\#}}{2} + \frac{D_{\#}}{3} \right| + |D_{\#}| \right) \left\lfloor \frac{\eta}{4} \right\rfloor. \quad (285)$$

Proof. The inner commutator was already evaluated in [Eq. \(255\)](#) in [Lemma 41](#). In the notation defined there,

$$\|[V, [V, H_{\gamma_{\mu}}]]\|_{\eta} = h \|[V, A + A(i \leftrightarrow j) + A(\sigma \leftrightarrow \sigma') + A(i \leftrightarrow j, \sigma \leftrightarrow \sigma') + B + B(i \leftrightarrow j)]\|_{\eta}. \quad (286)$$

Therefore, it suffices to bound two types of terms, $[V, A]$ and $[V, B]$. First,

$$[V, A] = \left[\sum_k \sum_{\substack{\xi, \xi' \\ \xi \neq \xi'}} N_\xi(k) N_{\xi'}(k) \left(\frac{C_\#}{2} + \frac{D_\#}{6} \sum_{\substack{\xi'' \\ \xi \neq \xi' \neq \xi''}} N_{\xi''}(k) \right), \right. \\ \left. \sum_{(i,j) \in \Omega_{\gamma\mu}} \sum_{\substack{\sigma, \sigma' \\ \sigma \neq \sigma'}} \Delta_{ij}^\sigma N_{\sigma'}(i) \left(\frac{C_\#}{2} + \frac{D_\#}{6} \sum_{\substack{\sigma'' \\ \sigma \neq \sigma' \neq \sigma''}} N_{\sigma''}(i) \right) \right], \quad (287)$$

where we have used ξ, ξ', ξ'' to label particle types in the first operator in the commutator. The semi-norms of these terms for each possible on-site fermion number can be bounded just as in [Lemma 41](#). There is no contribution to the semi-norm from states with no or a single fermion per site, so we begin with the case of two fermions per site, for which the commutator simplifies to

$$[V, A] = \left[\frac{C_\#}{2} \sum_k \sum_{\substack{\xi, \xi' \\ \xi \neq \xi'}} N_\xi(k) N_{\xi'}(k), \sum_{(i,j) \in \Omega_{\gamma\mu}} \sum_{\substack{\sigma, \sigma' \\ \sigma \neq \sigma'}} \Delta_{ij}^\sigma N_{\sigma'}(i) \frac{C_\#}{2} \right] + (\text{terms with semi-norm } 0). \quad (288)$$

This is because terms proportional to $D_\#$ have zero semi-norm in the sector with two fermions per site. This commutator is non-zero for terms where $k = i$ or $k = j$ and $\xi = \sigma$ or $\xi' = \sigma$. In addition, among two-particle states, there are two possibilities for σ in the sum over σ and one possibility for $\sigma' \neq \sigma$. This makes for a total of $2^3 = 8$ terms with non-zero fermionic semi-norm. In total, using that there are at most $\lfloor \eta/2 \rfloor$ pairs of sites (i, j) with fermion number two, this gives a bound on $\|[V, A]\|_\eta$ terms with the assumption of two particles per site of

$$q_2 := 8 \frac{|C_\#|^2}{4} \left\lfloor \frac{\eta}{2} \right\rfloor = 2|C_\#|^2 \left\lfloor \frac{\eta}{2} \right\rfloor. \quad (289)$$

Now consider the case of three fermions per site. Here, all terms in [Eq. \(288\)](#) contribute. First consider the set of non-zero terms where $k = i$ or $k = j$ and $\xi = \sigma$ or $\xi' = \sigma$. Such terms have a fermionic semi-norm bounded by $|C_\#/2 + D_\#/6|^2$. When summing over σ for the case of three fermions per site, there are three options for σ , two options for $\sigma' \neq \sigma$, and two options for $\xi' \neq \sigma$ or $\xi \neq \sigma$ (when $\xi = \sigma$ and $\xi' = \sigma$, respectively). This makes for a total of $2 \times 2 \times 3 \times 2 \times 2 = 48$ non-zero terms and yields a fermionic semi-norm for all of these terms bounded by

$$2 \times 2 \times 3 \times 2 \times 2 \times \left| \frac{C_\#}{2} + \frac{D_\#}{6} \right|^2 \left\lfloor \frac{\eta}{3} \right\rfloor = 48 \left| \frac{C_\#}{2} + \frac{D_\#}{6} \right|^2 \left\lfloor \frac{\eta}{3} \right\rfloor. \quad (290)$$

With three particles per site, we also have a set of terms where $k = i$ or $k = j$ and $\xi'' = \sigma$ that have a non-zero semi-norm. Here, there are three options for σ , two options for $\sigma' \neq \sigma$, two options for $\xi \neq \sigma$, and one option for $\xi' \neq \xi \neq \sigma$. This yields an upper bound on the semi-norm on of all such terms of

$$2 \times 3 \times 2 \times 2 \times 1 \times \left| \frac{D_\#}{6} \right| \left| \frac{C_\#}{2} + \frac{D_\#}{6} \right| \left\lfloor \frac{\eta}{3} \right\rfloor = 4 |D_\#| \left| \frac{C_\#}{2} + \frac{D_\#}{6} \right| \left\lfloor \frac{\eta}{3} \right\rfloor. \quad (291)$$

Putting these together, we define

$$q_3 := 4 \left| \frac{C_\#}{2} + \frac{D_\#}{6} \right| \left(12 \left| \frac{C_\#}{2} + \frac{D_\#}{6} \right| + |D_\#| \right) \left\lfloor \frac{\eta}{3} \right\rfloor. \quad (292)$$

When there are four fermions per site, the same terms are non-zero as in the case of three fermions, but now, when summing over σ , there are four options for σ with non-zero semi-norm, three options for $\sigma' \neq \sigma$, and three options for $\xi' \neq \sigma$ or $\xi \neq \sigma$ (when $\xi = \sigma$ and $\xi' = \sigma$, respectively). Furthermore, the term proportional to $D_\#$ comes with two more options for index $\sigma'' \neq \sigma' \neq \sigma$. These all yield a bound of

$$2 \times 2 \times 4 \times 3 \times 3 \times \left| \frac{C_\#}{2} + \frac{D_\#}{6} \right|^2 \left\lfloor \frac{\eta}{4} \right\rfloor = 144 \left| \frac{C_\#}{2} + \frac{D_\#}{6} \right|^2 \left\lfloor \frac{\eta}{4} \right\rfloor. \quad (293)$$

With four particles per site, we also have a set of terms where $k = i$ or $k = j$ and $\xi'' = \sigma$ that have a non-zero semi-norm. Here, there are four options for σ , three options for $\sigma' \neq \sigma$, three options for $\xi \neq \sigma$, and two options for $\xi' \neq \xi \neq \sigma$. We also still have two options for $\sigma'' \neq \sigma' \neq \sigma$. This yields an upper bound on the semi-norm on all such terms of

$$2 \times 4 \times 3 \times 3 \times 2 \times \left| \frac{D_{\neq}}{6} \right| \left| \frac{C_{\neq}}{2} + 2 \times \frac{D_{\neq}}{6} \right| \left[\frac{\eta}{4} \right] = 24 |D_{\neq}| \left| \frac{C_{\neq}}{2} + \frac{D_{\neq}}{3} \right| \left[\frac{\eta}{4} \right]. \quad (294)$$

Together, these terms are bounded by

$$q_4 := 24 \left| \frac{C_{\neq}}{2} + \frac{D_{\neq}}{3} \right| \left(\left| 6 \frac{C_{\neq}}{2} + \frac{D_{\neq}}{3} \right| + |D_{\neq}| \right) \left[\frac{\eta}{4} \right]. \quad (295)$$

Now consider

$$[V, B] = \left[\sum_k \sum_{\substack{\xi, \xi' \\ \xi \neq \xi'}} N_{\xi}(k) N_{\xi'}(k) \left(\frac{C_{\neq}}{2} + \frac{D_{\neq}}{6} \sum_{\substack{\xi'' \\ \xi \neq \xi' \neq \xi''}} N_{\xi''}(k) \right), \sum_{(i,j)} \sum_{\substack{\sigma, \sigma', \sigma'' \\ \sigma \neq \sigma' \neq \sigma''}} N_{\sigma}(i) N_{\sigma'}(i) \frac{D_{\neq}}{6} \Delta_{ij}^{\sigma''} \right]. \quad (296)$$

The semi-norm of this commutator is zero for states with less than three fermions per site, so we begin with the case of three fermions per site. Non-zero terms occur when $k = i$ or $k = j$ and $\xi = \sigma''$ or $\xi' = \sigma''$. Similar to the case of the $[V, A]$ commutator, there are three options for σ'' with non-zero semi-norm, two options for σ , one option for σ' , and two options for $\xi' \neq \sigma''$ or $\xi \neq \sigma''$ (when $\xi = \sigma''$ and $\xi' = \sigma''$, respectively). This yields a bound on the fermionic semi-norm over states with three fermion per site of

$$2 \times 2 \times 3 \times 2 \times 2 \times \left| \frac{D_{\neq}}{6} \right| \left| \frac{C_{\neq}}{2} + \frac{D_{\neq}}{6} \right| \left[\frac{\eta}{3} \right] = 8 |D_{\neq}| \left| \frac{C_{\neq}}{2} + \frac{D_{\neq}}{6} \right| \left[\frac{\eta}{3} \right]. \quad (297)$$

Furthermore, if $\xi'' = \sigma''$, we get a bound of

$$2 \times 3 \times 2 \times 2 \times \left(\frac{D_{\neq}}{6} \right)^2 \left[\frac{\eta}{3} \right] = \frac{2}{3} D_{\neq}^2 \left[\frac{\eta}{3} \right]. \quad (298)$$

Together, this yields a bound of

$$q'_3 := \left(8 |D_{\neq}| \left| \frac{C_{\neq}}{2} + \frac{D_{\neq}}{6} \right| + \frac{2}{3} D_{\neq}^2 \right) \left[\frac{\eta}{3} \right]. \quad (299)$$

Similar reasoning yields a bound for the case of four fermions per site of

$$2 \times 2 \times 4 \times 3 \times 3 \times 2 \times \left| \frac{D_{\neq}}{6} \right| \left| \frac{C_{\neq}}{2} + 2 \times \frac{D_{\neq}}{6} \right| \left[\frac{\eta}{4} \right] = 48 |D_{\neq}| \left| \frac{C_{\neq}}{2} + \frac{D_{\neq}}{3} \right| \left[\frac{\eta}{4} \right] \quad (300)$$

for $\xi = \sigma''$ or $\xi' = \sigma''$, and

$$2 \times 4 \times 3 \times 2 \times 3 \times 2 \times \left(\frac{D_{\neq}}{6} \right)^2 \left[\frac{\eta}{4} \right] = 8 D_{\neq}^2 \left[\frac{\eta}{4} \right] \quad (301)$$

for $\xi'' = \sigma''$. Putting these together yields a bound of

$$q'_4 := 8 |D_{\neq}| \left(\left| 6 \frac{C_{\neq}}{2} + \frac{D_{\neq}}{3} \right| + |D_{\neq}| \right) \left[\frac{\eta}{4} \right]. \quad (302)$$

Finally, using the fact that there are four commutators of type $[V, A]$ and two commutators of type $[V, B]$ in Eq. (286), and maximizing over the different fermion-per-site sectors, the result follows. \square

Using Lemmas 43 to 46 and Eq. (38), we prove Theorem 26, which is restated here for convenience.

Theorem 47 ($p = 2$ Pionless-EFT Trotter Error ([Theorem 26](#) from the main text)). *For the pionless-EFT Hamiltonian described in [Section 3.1](#),*

$$\left\| e^{-iH_{\#}t} - \mathcal{P}_2^{(\#)}(t) \right\|_{\eta} \leq \frac{t^3}{12} \left(125h^3\eta + 216h^2 (\max\{n_2, n_3, n_4\} + \max\{c_3, c_4\}) \right) \quad (303)$$

$$+ 60h^2 \max\{w_1, w_2, w_3\} + 12h (2 \max\{q_2, q_3, q_4\} + \max\{q'_3, q'_4\}) \Big), \quad (304)$$

where $h = \frac{1}{2Ma_L^2}$ is the coefficient of the hopping term, and

$$n_2 = |C_{\#}| \left\lfloor \frac{\eta}{2} \right\rfloor, \quad n_3 = |3C_{\#} + D_{\#}| \left\lfloor \frac{\eta}{3} \right\rfloor, \quad n_4 = |6C_{\#} + 4D_{\#}| \left\lfloor \frac{\eta}{4} \right\rfloor, \quad (305)$$

$$c_3 = |D_{\#}| \left\lfloor \frac{\eta}{3} \right\rfloor, \quad c_4 = 4|D_{\#}| \left\lfloor \frac{\eta}{4} \right\rfloor, \quad (306)$$

$$w_2 = 2|C_{\#}| \left\lfloor \frac{\eta}{2} \right\rfloor, \quad w_3 = (|D_{\#}| + 2|3C_{\#} + D_{\#}|) \left\lfloor \frac{\eta}{3} \right\rfloor, \quad w_4 = (4|D_{\#}| + 2|6C_{\#} + 4D_{\#}|) \left\lfloor \frac{\eta}{4} \right\rfloor, \quad (307)$$

$$q_2 = 2|C_{\#}|^2 \left\lfloor \frac{\eta}{2} \right\rfloor, \quad q_3 = 4 \left| \frac{C_{\#}}{2} + \frac{D_{\#}}{6} \right| \left(12 \left| \frac{C_{\#}}{2} + \frac{D_{\#}}{6} \right| + |D_{\#}| \right) \left\lfloor \frac{\eta}{3} \right\rfloor, \quad (308)$$

$$q_4 = 24 \left| \frac{C_{\#}}{2} + \frac{D_{\#}}{3} \right| \left(6 \left| \frac{C_{\#}}{2} + \frac{D_{\#}}{3} \right| + |D_{\#}| \right) \left\lfloor \frac{\eta}{4} \right\rfloor, \quad (309)$$

$$q'_3 = \left(8|D_{\#}| \left| \frac{C_{\#}}{2} + \frac{D_{\#}}{6} \right| + \frac{2}{3} D_{\#}^2 \right) \left\lfloor \frac{\eta}{3} \right\rfloor, \quad q'_4 = 8|D_{\#}| \left(6 \left| \frac{C_{\#}}{2} + \frac{D_{\#}}{3} \right| + |D_{\#}| \right) \left\lfloor \frac{\eta}{4} \right\rfloor, \quad (310)$$

Here, $C_{\#}$ and $D_{\#}$ are the low-energy constants of two- and three-nucleon contact terms.

Proof. Directly applying the $p = 2$ Trotter error bound in [Eq. \(39\)](#), the proof follows from counting the number of terms of each type considered in the above lemmas and a single application of the triangle inequality. In particular, from the first term in the bound in [Eq. \(39\)](#), we obtain 55 commutators of the form $[H_{\gamma_{\mu}}, [H_{\gamma_{\nu}}, H_{\gamma_{\xi}}]]$ bounded as in [Lemma 43](#). We also obtain 15 commutators of the form $[H_{\gamma_{\mu}}, [V, H_{\gamma_{\nu}}]]$ bounded as in [Lemma 45](#), 15 commutators of the form $[V, [H_{\gamma_{\mu}}, H_{\gamma_{\nu}}]]$ bounded as in [Lemma 44](#), and 6 commutators of the form $[V, [V, H_{\gamma_{\mu}}]]$ bounded as in [Lemma 46](#). From the second term of the bound in [Eq. \(39\)](#), we obtain 15 commutators of the form $[H_{\gamma_{\nu}}, [H_{\gamma_{\nu}}, H_{\gamma_{\xi}}]]$ bounded as in [Lemma 43](#) and 6 commutators of the form $[H_{\gamma_{\mu}}, [H_{\gamma_{\mu}}, V]]$ bounded as in [Lemma 45](#) (using the Jacobi identity and the fact that $[H_{\gamma_{\mu}}, H_{\gamma_{\mu}}] = 0$). Summing all these contributions using the triangle inequality yields the theorem statement. \square

F.2 One-Pion-Exchange Bounds

In this Appendix, we derive the $p = 1$ Trotter error bounds for the OPE EFT Hamiltonian.

Theorem 48 (One-Pion-Exchange Trotter Error Bound). *For the time evolution of the OPE EFT with a first-order product formula, $\left\| \mathcal{P}_1^{(\text{OPE})}(t) - e^{-itH_{\text{OPE}}} \right\|_{\eta} \leq \frac{t^2}{2} \zeta$, where ζ is the sum of the bounds which are reported in the Lemmas noted in [Table 17](#).*

Proof. We use the expression for Trotter error in [Eq. \(34\)](#), restated here for convenience:

$$\left\| e^{iH_{\text{OPE}}t} - \mathcal{P}_1^{(\text{OPE})}(t) \right\|_{\eta} \leq \frac{t^2}{2} \sum_{\gamma_1=1}^{\Gamma} \left\| \sum_{\gamma_2 \geq \gamma_1+1} [H_{\gamma_2}, H_{\gamma_1}] \right\|_{\eta}. \quad (311)$$

To proceed, we assign the γ_i labels to the local terms in the Hamiltonian for their use in the commutator bound above. The labeling of the kinetic and contact interaction terms has been discussed previously. However, the contact and long-range terms are new and are discussed below.

	H_{free}	H_C	$H_{C_{l^2}}$	$H_{\text{LR}}(0)$	H_{LR}
H_{free}	Lemma 40	Lemma 49	Lemma 51	Lemma 54	Lemma 58
H_C	-	Lemma 50	Lemma 52	Lemma 55	Lemma 59
$H_{C_{l^2}}$	-	-	Lemma 53	Lemma 56	Lemma 60
$H_{\text{LR}}(0)$	-	-	-	Lemma 57	Lemma 61
H_{LR}	-	-	-	-	Lemma 62 , Lemma 63

Table 17: Commutators for the OPE EFT Hamiltonian and the lemma in which a bound on the value of the commutator is computed.

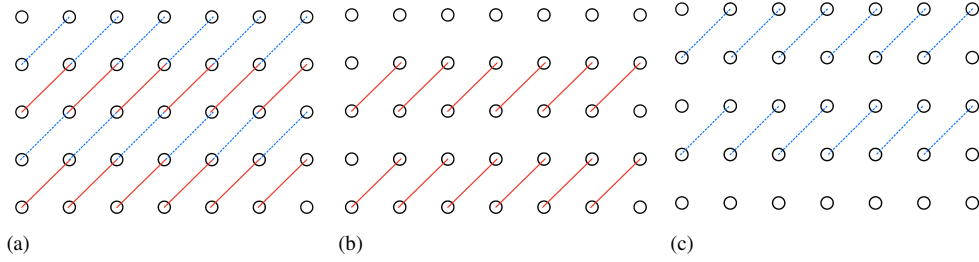


Figure 22: (a) All diagonal north-west facing terms in H_{LR} . (b) and (c) Decomposition into two sets of terms, such that the terms within each set have zero support on other terms in that same set. Other examples of interaction types and their decomposition to disjoint sets are shown in Fig. 6 of the main text.

For H_C given in Eq. (67), all the summands commute, so they can be implemented with no error with a fixed circuit, so we consider H_C to consist of a single term whose time evolution involves zero Trotter error.

For $H_{C_{l^2}}$ given in Eq. (73), there are 11 types of Hermitian terms, and the time evolution of each can be implemented via straightforward circuits, as discussed in Section 4.2.

Finally, as per Section 3.2.2, when considering long-range terms in $H_{\text{LR}}(r)$ (i.e., $r = |\mathbf{x} - \mathbf{y}| > 0$), we must implement terms of the form given in Eq. (75). Therefore, the most general possible term has two fermionic creation and two fermionic annihilation operators, which has $(2^2)^4 = 256$ possible combinations. This puts an upper bound on the number of terms to be implemented for fixed \mathbf{x} and \mathbf{y} at a given r . We denote the number of lattice sites at distance r of a given lattice site as $q(r)$. For instance, for $H_{\text{LR}}(\sqrt{2}a_L)$, part of the decomposition is shown in Fig. 22, while the complete decomposition yields $q(\sqrt{2}a_L) = 12$ disjoint sets.

Hamiltonian Term	Set of Terms	Number of Layers Upper Bound
H_{free}	Γ_{free}	6
H_C	Γ_C	1
$H_{C_{l^2}}$	$\Gamma_{C_{l^2}}$	12
$H_{\text{LR}}(0)$	$\Gamma_{\text{LR}0}$	256
$H_{\text{LR}}(r)$	Γ_{LR}	$256 q(r)$

Table 18: Decomposition of H_{OPE} in Eq. (66) into layers for the application of the first-order Trotter error bound. Here, $q(r)$ is the number of lattice points at distance r of any other given lattice point.

With this identification of the number of Hamiltonian sets, as summarized in [Table 18](#), we bound the commutator as

$$\begin{aligned}
\sum_{\gamma_1=1}^{\Gamma} \left\| \sum_{\gamma_2 \geq \gamma_1+1} [H_{\gamma_1}, H_{\gamma_2}] \right\| &\leq \sum_{\gamma_1} \left(\left\| \sum_{\gamma_2 \geq \gamma_1+1} [T_{\gamma_1}, T_{\gamma_2}] \right\|_{\eta} + \|[T_{\gamma_1}, H_C]\|_{\eta} + \|[T_{\gamma_1}, H_{C_{I^2}}]\|_{\eta} + \left\| \sum_{\gamma_2} [T_{\gamma_1}, H_{\text{LR}}^{(\gamma_2)}(0)] \right\|_{\eta} \right. \\
&+ \left\| \sum_{\gamma_2} [T_{\gamma_1}, H_{\text{LR}}^{(\gamma_2)}(a_L)] \right\|_{\eta} + \left\| \sum_{\gamma_2} [T_{\gamma_1}, H_{\text{LR}}^{(\gamma_2)}(\sqrt{2}a_L)] \right\|_{\eta} + \cdots + \left\| \sum_{\gamma_2} [T_{\gamma_1}, H_{\text{LR}}^{(\gamma_2)}(\ell a_L)] \right\|_{\eta} \left. \right) \\
&+ \left(\left\| \sum_{\gamma_2} [H_C, H_{C_{I^2}}^{(\gamma_2)}] \right\|_{\eta} + \left\| \sum_{\gamma_2} [H_C, H_{\text{LR}}^{(\gamma_2)}(0)] \right\|_{\eta} + \cdots + \left\| \sum_{\gamma_2} [H_C, H_{\text{LR}}^{(\gamma_2)}(\ell a_L)] \right\|_{\eta} \right) \\
&+ \sum_{\gamma_1} \left(\left\| \sum_{\gamma_2} [H_{C_{I^2}}^{(\gamma_1)}, H_{\text{LR}}^{(\gamma_2)}(0)] \right\|_{\eta} + \cdots + \left\| \sum_{\gamma_2} [H_{C_{I^2}}^{(\gamma_1)}, H_{\text{LR}}^{(\gamma_2)}(\ell a_L)] \right\|_{\eta} \right) \\
&+ \sum_{\gamma_1} \left(\left\| \sum_{\gamma_2 \geq \gamma_1+1} [H_{\text{LR}}^{(\gamma_1)}(0), H_{\text{LR}}^{(\gamma_2)}(0)] \right\|_{\eta} + \cdots + \left\| \sum_{\gamma_2} [H_{\text{LR}}^{(\gamma_1)}(0), H_{\text{LR}}^{(\gamma_2)}(\ell a_L)] \right\|_{\eta} \right) \\
&\quad \vdots \\
&+ \sum_{\gamma_1} \left\| \sum_{\gamma_2 \geq \gamma_1+1} [H_{\text{LR}}^{(\gamma_1)}(\ell a_L), H_{\text{LR}}^{(\gamma_2)}(\ell a_L)] \right\|_{\eta}, \tag{312}
\end{aligned}$$

where ℓ is the cutoff length of the long-range interaction. The different types of commutators appearing in this expression, and the lemmas that bound them, are summarized in [Table 17](#). \square

To prove these bounds on the commutators, we make extensive use of [Theorem 34](#) and [Lemma 39](#), which bound the fermionic semi-norms of NPFOS in terms of the number of fermions rather than the number of fermionic modes.

Lemma 49.

$$\|[H_{\text{free}}, H_C]\|_{\eta} \leq 18h|C|\eta. \tag{313}$$

Proof. Starting with [Eq. \(72\)](#), which states that

$$H_C = \frac{C}{2} \sum_k \sum_{\sigma, \sigma'} N_{\sigma}(k) N_{\sigma'}(k), \tag{314}$$

we consider the commutator

$$\left[\sum_{\sigma} \sum_{\langle i, j \rangle} \Delta_{ij}^{\sigma}, \sum_{\sigma', \sigma''} \sum_k N_{\sigma'}(k) N_{\sigma''}(k) \right] = \sum_{\sigma, \sigma'} \sum_{\langle i, j \rangle, k} \left(N_{\sigma'}(k) [\Delta_{ij}^{\sigma}, N_{\sigma}(k)] + [\Delta_{ij}^{\sigma}, N_{\sigma}(k)] N_{\sigma'}(k) \right). \tag{315}$$

Using that $[N_{\sigma}(i), \Delta_{ij}^{\sigma}] = \Delta_{ij}^{\sigma}$, this can be written as

$$\begin{aligned}
& - \sum_{\sigma, \sigma'} \sum_{\langle i, j \rangle} \left(N_{\sigma'}(i) \Delta_{ij}^{\sigma} + N_{\sigma'}(j) \Delta_{ij}^{\sigma} + \Delta_{ij}^{\sigma} N_{\sigma'}(i) + \Delta_{ij}^{\sigma} N_{\sigma'}(j) \right) \\
& = - \sum_{\sigma \neq \sigma'} \sum_{\langle i, j \rangle} \left(N_{\sigma'}(i) \Delta_{ij}^{\sigma} + N_{\sigma'}(j) \Delta_{ij}^{\sigma} + \Delta_{ij}^{\sigma} N_{\sigma'}(i) + \Delta_{ij}^{\sigma} N_{\sigma'}(j) \right) - 2 \sum_{\sigma} \sum_{\langle i, j \rangle} \Delta_{ij}^{\sigma}. \tag{316}
\end{aligned}$$

In the last line, we used the identity $\Delta_{ij}^\sigma N_\sigma(i) = a_\sigma^\dagger(j) a_\sigma(i)$. Consequently,

$$\begin{aligned} \|[H_{\text{free}}, H_C]\|_\eta &\leq \frac{h|C|}{2} \left\| \sum_{\sigma \neq \sigma'} \sum_{\langle i,j \rangle} \left(N_{\sigma'}(i) \Delta_{ij}^\sigma + N_{\sigma'}(j) \Delta_{ij}^\sigma + \Delta_{ij}^\sigma N_{\sigma'}(i) + \Delta_{ij}^\sigma N_{\sigma'}(j) \right) \right\|_\eta + \frac{h|C|}{2} \left\| 2 \sum_\sigma \sum_{\langle i,j \rangle} \Delta_{ij}^\sigma \right\|_\eta \\ &\leq 2h|C| \sum_{\gamma_k=1}^6 \left\| \sum_{\sigma \neq \sigma'} \sum_{\langle i,j \rangle \in \Omega_{\gamma_k}} N_{\sigma'}(i) \Delta_{ij}^\sigma \right\|_\eta + h|C| \sum_{\gamma_k=1}^6 \left\| \sum_\sigma \sum_{\langle i,j \rangle \in \Omega_{\gamma_k}} \Delta_{ij}^\sigma \right\|_\eta \\ &\leq 18h|C|\eta. \end{aligned} \quad (317)$$

Here, Ω_{γ_k} are one of the 6 disjoint sets of kinetic terms as explained in [Appendix F.1.1](#). \square

Note that above and in the following lemmas, we loosely bound the semi-norm of the product of fermionic operators over disjoint sets by η . A more fine-grained approach would make considerations similar to those presented in [Appendix F.1](#) so that, for example, the first term in the second line of [Eq. \(317\)](#) will be bounded as $12h|C| \lfloor \eta/2 \rfloor$. However, keeping track of such distinctions will prove difficult in later cases, so we simplify the analysis at the cost of slightly worse bounds.

Lemma 50.

$$\sum_{\gamma_1} \left\| \left[H_C^{(\gamma_1)}, \sum_{\gamma_2=\gamma_1+1} H_C^{(\gamma_2)} \right] \right\|_\eta = 0. \quad (318)$$

Proof. All commutators that arise take the form

$$\left[N_\sigma(i) N_{\sigma'}(i), N_{\sigma''}(j) N_{\sigma'''}(j) \right] = 0, \quad (319)$$

so the total commutator vanishes. \square

Lemma 51.

$$\left\| \left[H_{\text{free}}, \sum_{\gamma_2} H_{C_{I^2}}^{(\gamma_2)} \right] \right\|_\eta \leq 528 h|C_{I^2}| \eta. \quad (320)$$

Proof. Starting with [Eq. \(73\)](#), which states that

$$\begin{aligned} H_{C_{I^2}} = \frac{C_{I^2}}{2} \sum_x : \left\{ N_{\uparrow p}^2 + N_{\downarrow p}^2 + N_{\uparrow n}^2 + N_{\downarrow n}^2 - 6N_{\uparrow p} N_{\uparrow n} + 2N_{\uparrow p} N_{\downarrow p} - 2N_{\uparrow p} N_{\downarrow n} - 2N_{\downarrow p} N_{\uparrow n} + 2N_{\uparrow n} N_{\downarrow n} - 6N_{\downarrow p} N_{\downarrow n} \right. \\ \left. - 4 \left(a_{\uparrow p}^\dagger a_{\downarrow p} a_{\downarrow n}^\dagger a_{\uparrow n} + \text{h.c.} \right) \right\} :, \end{aligned} \quad (321)$$

we consider the commutator

$$\begin{aligned} \sum_\sigma \sum_k \sum_{\langle i,j \rangle} \left(\left[\Delta_{ij}^\sigma, N_{\uparrow p}^2(k) + N_{\downarrow p}^2(k) + N_{\uparrow n}^2(k) + N_{\downarrow n}^2(k) \right] \right. \\ \left. + \left[\Delta_{ij}^\sigma, -6N_{\uparrow p}(k) N_{\uparrow n}(k) + 2N_{\uparrow p}(k) N_{\downarrow p}(k) - 2N_{\uparrow p}(k) N_{\downarrow n}(k) - 2N_{\downarrow p}(k) N_{\uparrow n}(k) + 2N_{\uparrow n}(k) N_{\downarrow n}(k) \right. \right. \\ \left. \left. - 6N_{\downarrow p}(k) N_{\downarrow n}(k) \right] + 4 \left[\Delta_{ij}^\sigma, : \left(a_{\uparrow p}^\dagger(k) a_{\downarrow p}(k) a_{\downarrow n}^\dagger(k) a_{\uparrow n}(k) + \text{h.c.} \right) : \right] \right). \end{aligned} \quad (322)$$

First, note that one can either have $k = i$ or $k = j$. Then, there are 4 possible commutators of the type $[\Delta^\sigma, N_\sigma^2]$, and each commutator generates a term of the form $N_\sigma \Delta^\sigma + \Delta^\sigma N_\sigma$, which itself generates 4 NPFs. There are at most

10 commutators of the type $[\Delta^{\uparrow p}, N_{\uparrow p} N_{\sigma'}]$ for $\sigma' \neq \uparrow p$, which generates a term of the form $\Delta^{\uparrow p} N_{\sigma'}$, which itself consists of 2 NPFs. Similarly, for each $\sigma = \downarrow p, \uparrow n$, and $\downarrow n$, at most 20 NPFs are generated. Finally, there are 4 commutators of the form $[\Delta^{\sigma}, a_{\uparrow p}^{\dagger} a_{\downarrow n}^{\dagger} a_{\uparrow n} a_{\downarrow p}]$ (and 4 commutators from Hermitian-conjugate term). Each σ coincides with one of the species indices in the four-fermion operator to give non-zero commutation, and there are four possible σ values. Each such commutator generates an operator semi-norm 1.¹² Finally, to ensure that no overlapping spatial lattice sites are present, we break the kinetic hopping terms into 6 disjoint sets in the typical way. Using this information and applying [Theorem 34](#), we find

$$\left\| \left[H_{\text{free}}, \sum_{\gamma_2} H_{C_{I^2}}^{(\gamma_2)} \right] \right\|_{\eta} \leq \frac{|C_{I^2}|h}{2} \times 6 \times (32\eta + 80\eta + 64\eta) = 528 h |C_{I^2}| \eta. \quad (323)$$

□

Lemma 52.

$$\left\| \left[H_C, \sum_{\gamma_2} H_{C_{I^2}}^{(\gamma_2)} \right] \right\|_{\eta} = 0. \quad (324)$$

Proof. Dividing H_C and $H_{C_{I^2}}$ into the subterms acting on individual lattice sites, we have

$$\left[H_C, \sum_{\gamma_2} H_{C_{I^2}}^{(\gamma_2)} \right] = \sum_i \left[H_C(i), H_{C_{I^2}}(i) \right] \quad (325)$$

$$= \sum_i \sum_{\sigma, \sigma'} \left[N_{\sigma}(i) N_{\sigma'}(i), H_{C_{I^2}}(i) \right] \quad (326)$$

$$= \sum_i \sum_{\sigma} N_{\sigma}(i) \left[\sum_{\sigma'} N_{\sigma'}(i), H_{C_{I^2}}(i) \right] + \left[\sum_{\sigma} N_{\sigma}(i), H_{C_{I^2}}(i) \right] \sum_{\sigma'} N_{\sigma'}, \quad (327)$$

where the first equality arises from the fact that the only potentially non-zero commutators are among the terms on the same sites. Here, i refers to the qubit index of site x . Now, since $H_{C_{I^2}}(i)$ is a number-preserving operator on each spatial lattice site separately, $[\sum_{\sigma} N_{\sigma}(i), H_{C_{I^2}}(i)] = 0$. Thus the entire commutator is zero. □

Lemma 53.

$$\sum_{\gamma_1} \left\| \left[H_{C_{I^2}}^{(\gamma_1)}, \sum_{\gamma_2=\gamma_1+1} H_{C_{I^2}}^{(\gamma_2)} \right] \right\|_{\eta} \leq 60 C_{I^2}^2 \eta. \quad (328)$$

Proof. All the number-operator terms commute, so we are left with only commutators of the type $[N_{\sigma}^2, a_{\uparrow p}^{\dagger} a_{\downarrow n}^{\dagger} a_{\uparrow p} a_{\downarrow p}]$ or $[N_{\sigma} N_{\sigma'}, a_{\uparrow p}^{\dagger} a_{\downarrow n}^{\dagger} a_{\uparrow n} a_{\downarrow p}]$ with $\sigma \neq \sigma'$ (as well as those with Hermitian conjugate terms). Then, it is easy to show that i) for $[N_{\sigma}^2, a_{\uparrow p}^{\dagger} a_{\downarrow n}^{\dagger} a_{\uparrow p} a_{\downarrow p}]$, one gets operators of at most semi-norm 3 if $\sigma = \uparrow p$ or $\sigma = \downarrow n$, and of at most semi-norm 1 if $\sigma = \uparrow n$ or $\sigma = \downarrow p$, ii) for $[N_{\sigma} N_{\sigma'}, a_{\uparrow p}^{\dagger} a_{\downarrow n}^{\dagger} a_{\uparrow n} a_{\downarrow p}]$, one gets operators of at most semi-norm 3 if $\sigma = \uparrow p, \sigma' = \downarrow n$ or $\sigma = \downarrow n, \sigma' = \uparrow p$, and of at most semi-norm 1 if $\sigma = \uparrow n, \sigma' = \downarrow p$ or $\sigma = \downarrow p, \sigma' = \uparrow n$.¹³ Note that the last term in $H_{C_{I^2}}$, of the form $a^{\dagger} a a^{\dagger} a + \text{h.c.}$, does not need to be decomposed since the Hermitian-conjugate pair

¹²Consider, for example, the commutator $[a^{\dagger} b + b^{\dagger} a, c^{\dagger} d^{\dagger} e a] = [a^{\dagger} b, c^{\dagger} d^{\dagger} e a] + [b^{\dagger} a, c^{\dagger} d^{\dagger} e a]$, where for simplicity, we have denoted distinct fermionic operators with different letters. The second commutator gives zero since it involves an a^2 operator, while the first commutator gives

$$[a^{\dagger} b, c^{\dagger} d^{\dagger} e a] = a^{\dagger} b c^{\dagger} d^{\dagger} e a - c^{\dagger} d^{\dagger} e a a^{\dagger} b = a^{\dagger} c^{\dagger} d^{\dagger} b e a - c^{\dagger} d^{\dagger} e b a a^{\dagger} = c^{\dagger} d^{\dagger} b e a^{\dagger} a - c^{\dagger} d^{\dagger} e b (-a^{\dagger} a + 1) = -c^{\dagger} d^{\dagger} e b,$$

which has semi-norm of at most 1. The other three possible types of commutators similarly have an operator semi-norm of at most 1.

¹³The derivation is similar to that presented in the previous footnote, but with the realization that $N a^{\dagger} = -a^{\dagger} N + a^{\dagger}$ and $N a = 0$.

can be written as a sum of commuting Pauli strings that can be implemented together, as in Eq. (74). Now accounting for the coefficients of each operator in $H_{C_{I^2}}$, we find

$$\sum_{\gamma_1} \left\| \left[H_{C_{I^2}}^{(\gamma_1)}, \sum_{\gamma_2=\gamma_1+1} H_{C_{I^2}}^{(\gamma_2)} \right] \right\|_{\eta} \leq \frac{C_I^2}{4} \times 240 \eta. \quad (329)$$

□

Lemma 54.

$$\left\| \left[H_{\text{free}}, \sum_{\gamma_2} H_{\text{LR}}^{(\gamma_2)}(0) \right] \right\|_{\eta} \leq \frac{131072}{3} a_L^{-3} h \left(\frac{g_A}{2f_{\pi}} \right)^2 \eta. \quad (330)$$

Proof. From Eq. (69), we notice that

$$H_{\text{LR}}(0) := -\frac{1}{9a_L^3} \left(\frac{g_A}{2f_{\pi}} \right)^2 \sum_{I,S} \sum_{\mathbf{x}} [\tau_I(\mathbf{x})]_{\beta'\delta'} [\tau_I(\mathbf{x})]_{\beta\delta} [\sigma_S(\mathbf{x})]_{\alpha'\gamma'} [\sigma_S(\mathbf{x})]_{\alpha\gamma} : a_{\alpha'\beta'}^{\dagger}(\mathbf{x}) a_{\gamma'\delta'}(\mathbf{x}) a_{\alpha\beta}^{\dagger}(\mathbf{x}) a_{\gamma\delta}(\mathbf{x}) : . \quad (331)$$

Thus, each commutator is of the general form $[a_{\xi}^{\dagger}(i) a_{\xi}(j) + a_{\xi}^{\dagger}(j) a_{\xi}(i), a_{\sigma}^{\dagger}(k) a_{\sigma'}^{\dagger}(k) a_{\sigma''}(k) a_{\sigma'''(k)}]$. The non-vanishing commutators arise from $i = k$ or $j = k$. Let us inspect one of these options:

$$\begin{aligned} [a_{\xi}^{\dagger}(k) a_{\xi}(j) + a_{\xi}^{\dagger}(j) a_{\xi}(k), a_{\sigma}^{\dagger}(k) a_{\sigma'}^{\dagger}(k) a_{\sigma''}(k) a_{\sigma'''(k)}] &= [a_{\xi}^{\dagger}(k), a_{\sigma}^{\dagger}(k) a_{\sigma'}^{\dagger}(k) a_{\sigma''}(k) a_{\sigma'''(k)}] a_{\xi}(j) \\ &\quad + a_{\xi}^{\dagger}(j) [a_{\xi}(k), a_{\sigma}^{\dagger}(k) a_{\sigma'}^{\dagger}(k) a_{\sigma''}(k) a_{\sigma'''(k)}]. \end{aligned} \quad (332)$$

Bounding the number of NPFOS contributing to the resulting commutators can be cumbersome if we attempt to specify all the possibilities for species indices, so we resort to finding a rather loose bound. The maximum number of NPFOS is generated when as many operators as possible are of similar type, so moving them around to make normal-ordered operators according to Definition 22 could give rise to additional terms arising from their non-trivial anti-commutation. So for this purpose, we consider a commutator of the form $[a^{\dagger}, a^{\dagger} a^{\dagger} a a]$ or $[a, a^{\dagger} a^{\dagger} a a]$, which each generate at most 4 NPFOS. This is of course a loose bound since, if all these operators were the same, the semi-norm of some operators would have been zero as $a_{\sigma}^n = (a_{\sigma}^{\dagger})^n = 0$ for $n > 1$. Nonetheless, we proceed with this upper bound.

Next, note that there are 4 hopping terms for each $\{i, j\}$ pair associated with each fermion species, and there are up to 256 terms in $H_{\text{LR}}(0)$ for all combinations of spin-isospin indices in the four-fermion operator.

Finally, we count the number of disjoint sets arising from the commutator before applying Theorem 34. If one takes a commutator of a $T^{(\gamma_1)}$ term and a $H_{\text{LR}}(0)$, the resulting terms will not necessarily be disjoint, similarly to the kinetic-kinetic commutators in Lemma 40. However, unlike the kinetic-kinetic case, which only acts on a single fermionic species, $H_{\text{LR}}(0)$ can act on two fermionic species per site. So we split the terms into 4 disjoint sets (i.e. where each set is composed of disjoint operators) instead of 2. This is because the commutator can mix two species and it will no longer be the case that it can be split into 2 sets for each species. Applying the triangle inequality, we obtain a factor of 4.

Combining these bounds, we find

$$\sum_{\gamma_1} \left\| \left[T^{(\gamma_1)}, \sum_{\gamma_2} H_{\text{LR}}^{(\gamma_2)}(0) \right] \right\|_{\eta} \leq h \times \frac{1}{9a_L^3} \left(\frac{g_A}{2f_{\pi}} \right)^2 \times 6 \times 4 \times 2 \times 4 \times 2 \times 4 \times 256 \eta, \quad (333)$$

where the factor 6 comes from $\gamma_1 = 6$ disjoint sets of terms in H_{free} . □

Lemma 55.

$$\left\| \left[H_C, \sum_{\gamma_2} H_{\text{LR}}^{(\gamma_2)}(0) \right] \right\|_{\eta} = \frac{7168}{3} a_L^{-3} |C| \left(\frac{g_A}{2f_{\pi}} \right)^2 \eta. \quad (334)$$

Proof. On each site, $H_{LR}(0)$ has a total of 256 terms, while H_C has 6 terms. Furthermore, each commutator of the form $[a^\dagger a^\dagger aa, a^\dagger a^\dagger aa]$ decomposes into a sum of at most 14 NPFOS, assuming all the operators are of the same type and resorting to a loose bound, as discussed in the proof of [Lemma 54](#). Then, using the triangle inequality and the fermionic semi-norm, we find

$$\left\| \left[H_C, \sum_{\gamma_2} H_{LR}^{(\gamma_2)}(0) \right] \right\|_{\eta} \leq \frac{1}{9a_L^3} \frac{|C|}{2} \left(\frac{g_A}{2f_\pi} \right)^2 \times 6 \times 256 \times 14 \eta. \quad (335)$$

□

Lemma 56.

$$\sum_{\gamma_1} \left\| \left[H_{C_{I^2}}^{(\gamma_1)}, \sum_{\gamma_2} H_{LR}^{(\gamma_2)}(0) \right] \right\|_{\eta} \leq \frac{50176}{9} a_L^{-3} |C_{I^2}| \left(\frac{g_A}{2f_\pi} \right)^2 \eta. \quad (336)$$

Proof. There are at most 256 terms in each $H_{LR}^{(\gamma_2)}(0)$, and the total weight of the operators in $H_{C_{I^2}}$ is 28. The terms then take commutators of the form $[a^\dagger a^\dagger aa, a^\dagger a^\dagger aa]$. So following the same argument as in [Lemma 53](#), we find

$$\left\| \sum_{\gamma_1} \left[H_{C_{I^2}}^{(\gamma_1)}, \sum_{\gamma_2} H_{LR}^{(\gamma_2)}(0) \right] \right\|_{\eta} \leq \frac{1}{9a_L^3} \left(\frac{g_A}{2f_\pi} \right)^2 \frac{|C_{I^2}|}{2} \times 256 \times 28 \times 14 \eta. \quad (337)$$

□

Lemma 57.

$$\sum_{\gamma_1} \left\| \left[H_{LR}^{(\gamma_1)}(0), \sum_{\gamma_2=\gamma_1+1} H_{LR}^{(\gamma_2)}(0) \right] \right\|_{\eta} \leq \frac{152320}{27} a_L^{-6} \left(\frac{g_A}{2f_\pi} \right)^4 \eta. \quad (338)$$

Proof. The proof is similar to that of [Lemma 56](#), except the total weight of the $H_{C_{I^2}}$ term is replaced with the total weight of the $H_{LR}(0)$ term, which is bounded by 256. However, the sum over $\gamma_2 > \gamma_1 + 1$ forbids more than half of the terms. The same calculation gives

$$\sum_{\gamma_1} \left\| \left[H_{LR}^{(\gamma_1)}(0), \sum_{\gamma_2=\gamma_1+1} H_{LR}^{(\gamma_2)}(0) \right] \right\|_{\eta} \leq \left(\frac{1}{9a_L^3} \right)^2 \left(\frac{g_A}{2f_\pi} \right)^2 \times \frac{256 \times (256-1)}{2} \times 14 \eta. \quad (339)$$

□

Lemma 58.

$$\left\| \left[H_{\text{free}}, \sum_{\gamma_2} H_{LR}^{(\gamma_2)}(r) \right] \right\|_{\eta} \leq \frac{98304}{\pi} h \left(\frac{g_A}{2f_\pi} \right)^2 q(r) f(r) (g(r) + 1) \eta, \quad (340)$$

where the γ_2 summation runs over all H_{LR} terms acting between lattice sites distance r apart. Here, $q(r)$ is the number of lattice sites at distance r away from any given lattice site. Furthermore, we have defined

$$f(r) := \frac{m_\pi^2 e^{-m_\pi r}}{r}, \quad (341)$$

$$g(r) := 1 + \frac{3}{m_\pi r} + \frac{3}{m_\pi^2 r^2}. \quad (342)$$

Proof. Recall that, according to Eq. (69), the long-range OPE Hamiltonian takes the form

$$H_{\text{LR}}(r) := \frac{1}{12\pi} \left(\frac{g_A}{2f_\pi} \right)^2 \sum_{\mathbf{x}, \mathbf{y}} \sum_I [\tau_I(\mathbf{x})]_{\beta' \delta'} [\tau_I(\mathbf{y})]_{\beta \delta} f(r) \left(g(r) [S_{12}]_{\alpha' \gamma' \alpha \gamma} + \sum_S [\sigma_S(\mathbf{x})]_{\alpha' \gamma'} [\sigma_S(\mathbf{y})]_{\alpha \gamma} \right) : a_{\alpha' \beta'}^\dagger(\mathbf{x}) a_{\gamma' \delta'}(\mathbf{x}) a_{\alpha \beta}^\dagger(\mathbf{y}) a_{\gamma \delta}(\mathbf{y}) :, \quad (343)$$

where S_{12} is defined in Eq. (71) and \mathbf{x} and \mathbf{y} are at distance r from each other. Therefore, the commutators for both the radial and tensor parts of the long-range Hamiltonian are of the general form $[a_\xi^\dagger(k) a_\xi(l) + a_\xi^\dagger(l) a_\xi(k), a_\sigma^\dagger(i) a_{\sigma'}^\dagger(j) a_{\sigma''}(i) a_{\sigma'''}(j) + a_{\sigma'''}^\dagger(j) a_{\sigma''}^\dagger(i) a_{\sigma'}(j) a_\sigma(i)]$, and the non-vanishing commutators occur for $k = i, k = j, l = i, \text{ or } l = j$. Consider one such option:

$$\begin{aligned} [a_\xi^\dagger(i) a_\xi(l) + a_\xi^\dagger(l) a_\xi(i), a_\sigma^\dagger(i) a_{\sigma'}^\dagger(j) a_{\sigma''}(i) a_{\sigma'''}(j) + a_{\sigma'''}^\dagger(j) a_{\sigma''}^\dagger(i) a_{\sigma'}(j) a_\sigma(i)] = \\ a_\xi(l) [a_\xi^\dagger(i), a_\sigma^\dagger(i) a_{\sigma''}(i)] a_{\sigma'}^\dagger(j) a_{\sigma'''}(j) \\ + a_\xi(l) [a_\xi^\dagger(i), a_{\sigma''}^\dagger(i) a_\sigma(i)] a_{\sigma'''}^\dagger(j) a_{\sigma'}(j) \\ - a_\xi^\dagger(l) [a_\xi(i), a_\sigma^\dagger(i) a_{\sigma''}(i)] a_{\sigma'}^\dagger(j) a_{\sigma'''}(j) \\ - a_\xi^\dagger(l) [a_\xi(i), a_{\sigma''}^\dagger(i) a_\sigma(i)] a_{\sigma'''}^\dagger(j) a_{\sigma'}(j). \end{aligned} \quad (344)$$

Each resulting commutator is of the form $[a, a^\dagger a]$ or $[a^\dagger, a^\dagger a]$, which each can be written as at most 3 NPFOS, resorting to our loose bound. So overall, Eq. (344) is a sum of $4 \times 3 = 12$ NPFOS.

Continuing, there are 4 hopping terms for each $\{k, l\}$ pair, there are 256 terms in H_{LR} for each $\{i, j\}$ pair, and there are $q(r)$ terms for each $\{i, j\}$ corresponding to $\{\mathbf{x}, \mathbf{y}\}$ at distance $|\mathbf{x} - \mathbf{y}| = r$. Finally, there are 4 disjoint sets of NPFOS arising from the commutators as argued in Lemma 54. Putting all these together gives

$$\sum_{\gamma_1} \left\| \left[T^{(\gamma_1)}, \sum_{\gamma_2} H_{\text{LR}}^{(\gamma_2)}(r) \right] \right\|_\eta \leq \frac{h}{12\pi} \left(\frac{g_A}{2f_\pi} \right)^2 f(r) (g(r) + 1) \times 6 \times 4 \times 4 \times 12 \times 4 \times 256 q(r) \eta. \quad (345)$$

Here, the factor 6 comes from $\gamma_1 = 6$ disjoint sets of terms in H_{free} . \square

Lemma 59.

$$\left\| \left[H_C, \sum_{\gamma_2} H_{\text{LR}}^{(\gamma_2)}(r) \right] \right\|_\eta \leq \frac{1024|C|}{\pi} \left(\frac{g_A}{2f_\pi} \right)^2 q(r) f(r) [g(r) + 1] \eta, \quad (346)$$

where the γ_2 summation runs over all H_{LR} terms acting between lattice sites distance r apart. Here, $q(r)$ is the number of lattice sites distance r away from any given lattice site, and the f and g functions are defined in Eqs. (341) and (342), respectively.

Proof. The analysis of $[H_C, H_{\text{LR}}^{(\gamma_1)}(r)]$ amounts to computing commutators of the form

$$[N_\xi(i), a_\sigma^\dagger(i) a_{\sigma'}^\dagger(j) a_{\sigma''}(i) a_{\sigma'''}(j)], \quad (347)$$

which involves the following non-vanishing commutators:

$$[N_\sigma(i), a_\sigma^\dagger(i) a_{\sigma'}(i)] = a_\sigma^\dagger(i) a_{\sigma'}(i), \quad (348)$$

$$[N_\sigma(i), a_{\sigma'}^\dagger(i) a_\sigma(i)] = -a_{\sigma'}^\dagger(i) a_\sigma(i). \quad (349)$$

Therefore, each term of the form in Eq. (347) breaks down into at most one term of the form $a_{\sigma}^{\dagger}(i)a_{\sigma'}^{\dagger}(j)a_{\sigma''}(i)a_{\sigma'''}(j)$. Thus,

$$\begin{aligned}
\left\| \left[H_C, \sum_{\gamma_2} H_{\text{LR}}^{(\gamma_2)}(r) \right] \right\|_{\eta} &\leq \frac{|C|}{2} \sum_{\gamma_2} \sum_{\xi, \xi'} \left\| \sum_i \left[N_{\xi}(i) N_{\xi'}(i), H_{\text{LR}}^{(\gamma_2)}(r) \right] \right\|_{\eta} \\
&\leq \frac{|C|}{2} \sum_{\gamma_2} \sum_{\xi, \xi'} \sum_i \left\| N_{\xi}(i) \left[N_{\xi'}(i), H_{\text{LR}}^{(\gamma_2)}(r) \right] + \left[N_{\xi}(i), H_{\text{LR}}^{(\gamma_2)}(r) \right] N_{\xi'}(i) \right\|_{\eta} \\
&\leq \frac{|C|}{2} \times \frac{1}{12\pi} \left(\frac{g_A}{2f_{\pi}} \right)^2 f(r) (g(r) + 1) \sum_{\sigma \sigma' \sigma'' \sigma'''} \sum_{\xi, \xi'} \sum_i \sum_{i, j} \left\| N_{\xi}(i) \left[N_{\xi'}(i), \right. \right. \\
&\quad \left. \left. a_{\sigma}^{\dagger}(i) a_{\sigma'}^{\dagger}(j) a_{\sigma''}(i) a_{\sigma'''}(j) \right] + \left[N_{\alpha}(i), a_{\sigma}^{\dagger}(i) a_{\sigma'}^{\dagger}(j) a_{\sigma''}(i) a_{\sigma'''}(j) \right] N_{\xi'}(i) \right\|_{\eta} \\
&\leq \frac{|C|}{2} \times \frac{1}{12\pi} \left(\frac{g_A}{2f_{\pi}} \right)^2 \times 12 \times 2 \times 2 \times 2 \times 256 q(r) f(r) (g(r) + 1) \eta. \tag{350}
\end{aligned}$$

Here, i and j are the qubit indices of sites \mathbf{x} and \mathbf{y} , respectively, at distance r from each other. The factors above arise from counting terms and applying the triangle inequality as follows. The factor of 12 comes from the sum over ξ and ξ' with $\xi \neq \xi'$. One of the factors of 2 comes from the two terms present inside the semi-norm (of the form $N[N, H_{\text{LR}}]$ and $[N, H_{\text{LR}}]N$). Another factor of 2 comes from normal ordering the creation and annihilation operators in these two terms, at most doubling the number of terms. A final factor of two arises since one generates terms of the form above for each end of the $H_{\text{LR}}(i, j)$ term. As before, the factor of 256 $q(r)$ comes from bounding the sum over γ_3 by a sum over $\sigma, \sigma', \sigma'', \sigma'''$, of which there are at most 2^8 possible terms. Note that unlike the $[H_{\text{LR}}, H_{\text{free}}]$ or $[H_{\text{LR}}, H_{\text{LR}}]$ cases, the commutators here do not need to be split into further sets of disjoint operators because the H_C are constrained to a single lattice site. \square

Lemma 60.

$$\left\| \left[H_{C_{I^2}}, \sum_{\gamma_2} H_{\text{LR}}^{(\gamma_2)}(r) \right] \right\|_{\eta} \leq \frac{43008|C_{I^2}|}{12\pi} \left(\frac{g_A}{2f_{\pi}} \right)^2 q(r) f(r) (g(r) + 1) \eta, \tag{351}$$

where the γ_2 summation runs over all H_{LR} terms acting between lattice sites distance r apart. Here, $q(r)$ is the number of lattice sites distance r away from any given lattice site, and the f and g functions are defined in Eqs. (341) and (342), respectively.

Proof. Expanding $H_{C_{I^2}}$ as a sum of weight 28 NPFOS and $H_{\text{LR}}(r)$ as a sum of at most 256 NPFOS, the commutators to be evaluated are of the form $[a_{\sigma}^{\dagger}(k)a_{\sigma'}^{\dagger}(k)a_{\sigma''}(k)a_{\sigma'''}(k), a_{\xi}^{\dagger}(i)a_{\xi'}^{\dagger}(j)a_{\xi''}(i)a_{\xi'''}(j)]$. The non-vanishing commutators arise from $k = i$ or $k = j$. Each of these possibilities can be broken down to

$$[a_{\sigma}^{\dagger}(i)a_{\sigma'}^{\dagger}(i)a_{\sigma''}(i)a_{\sigma'''}(i), a_{\xi}^{\dagger}(i)a_{\xi'}^{\dagger}(j)a_{\xi''}(i)a_{\xi'''}(j)] = -[a_{\sigma}^{\dagger}(i)a_{\sigma'}^{\dagger}(i)a_{\sigma''}(i)a_{\sigma'''}(i), a_{\xi}^{\dagger}(i)a_{\xi''}(i)]a_{\xi'}^{\dagger}(j)a_{\xi'''}(j). \tag{352}$$

The remaining commutator of the form $[a^{\dagger}a^{\dagger}aa, a^{\dagger}a]$ can generate at most 6 NPFOS. Putting everything together gives

$$\left\| \left[H_{C_{I^2}}, \sum_{\gamma_2} H_{\text{LR}}^{(\gamma_2)}(r) \right] \right\|_{\eta} \leq \frac{|C_{I^2}|}{2} \times \frac{1}{12\pi} \left(\frac{g_A}{2f_{\pi}} \right)^2 \times 28 \times 256 q(r) \times 6 \times 2 \times f(r) (g(r) + 1) \eta. \tag{353}$$

\square

Lemma 61.

$$\sum_{\gamma_1} \left\| \left[H_{\text{LR}}^{(\gamma_1)}(0), \sum_{\gamma_2} H_{\text{LR}}^{(\gamma_2)}(r) \right] \right\|_{\eta} \leq \frac{458752}{27\pi} a_L^{-3} \left(\frac{g_A}{2f_{\pi}} \right)^4 q(r) f(r) (g(r) + 1) \eta. \tag{354}$$

Here, $q(r)$ is the number of lattice sites at distance r away from any given lattice site, and f and g functions are defined in Eqs. (341) and (342), respectively.

Proof. The proof proceeds in the same way as Lemma 60, except $H_{\text{LR}}(0)$ is counted as 256 NPFOS. Therefore,

$$\sum_{\gamma_1} \left\| \left[H_{\text{LR}}^{(\gamma_1)}(0), \sum_{\gamma_2} H_{\text{LR}}^{(\gamma_2)}(r) \right] \right\|_{\eta} \leq \frac{1}{9a_L^3} \left(\frac{g_A}{2f_{\pi}} \right)^2 \times \frac{1}{12\pi} \left(\frac{g_A}{2f_{\pi}} \right)^2 \times 256 \times 256 q(r) \times 14 \times 2 \times f(r) (g(r) + 1) \eta. \quad (355)$$

□

Lemma 62.

$$\left\| \sum_{\gamma_1} \left[H_{\text{LR}}^{(\gamma_1)}(r), \sum_{\gamma_2} H_{\text{LR}}^{(\gamma_2)}(r') \right] \right\|_{\eta} \leq 3670016 \left(\frac{1}{12\pi} \right)^2 \left(\frac{g_A}{2f_{\pi}} \right)^4 q(r)q(r')f(r)f(r') (g(r) + 1) (g(r') + 1) \eta, \quad (356)$$

where $r \neq r'$, and the summation over γ_1 and γ_2 is over all H_{LR} terms of length r and r' , respectively. Here, $q(r)$ is the number of lattice sites distance r away from a given lattice site, and f and g functions are defined in Eqs. (341) and (342), respectively.

Proof. All commutators here take the form $[a_{\sigma}^{\dagger}(i)a_{\sigma'}^{\dagger}(j)a_{\sigma''}(i)a_{\sigma'''}(j), a_{\xi}^{\dagger}(k)a_{\xi'}^{\dagger}(l)a_{\xi''}(k)a_{\xi'''}(l)]$, with four possibilities for qubit indices to coincide to give non-vanishing commutations. Let us inspect one of those possibilities:

$$[a_{\sigma}^{\dagger}(i)a_{\sigma'}^{\dagger}(j)a_{\sigma''}(i)a_{\sigma'''}(j), a_{\xi}^{\dagger}(k)a_{\xi'}^{\dagger}(i)a_{\xi''}(k)a_{\xi'''}(i)] = a_{\sigma'}^{\dagger}(j)a_{\sigma'''}(j)[a_{\sigma}^{\dagger}(i)a_{\sigma''}(i), a_{\xi'}^{\dagger}(i)a_{\xi'''}(i)]a_{\xi}^{\dagger}(k)a_{\xi''}(k). \quad (357)$$

The internal commutator $[a_{\sigma}^{\dagger}(i)a_{\sigma''}(i), a_{\xi'}^{\dagger}(i)a_{\xi'''}(i)]$ can consist of at most 2 NPFOS (corresponding to when $\sigma = \xi'''$ and $\sigma'' = \xi'$).

Now in order to apply Theorem 34, we find distinct sets of commutators when summing the Hamiltonian terms over all lattice points. Let us define two vectors \vec{r}, \vec{r}' starting on \mathbf{x} , such that $|\vec{r}| = r$, $|\vec{r}'| = r'$, where \mathbf{x} is the lattice site associated with qubit index i . Let $T(\vec{r}, \vec{r}')$ be the set of translations of this pair by lattice vectors. Since \vec{r} and \vec{r}' together form a triangle, we can partition $T(\vec{r}, \vec{r}')$ into translation-invariant sets $T_q(\vec{r}, \vec{r}')$ such that for $q \neq q'$, $T_q(\vec{r}, \vec{r}')$ and $T_{q'}(\vec{r}, \vec{r}')$ do not have vectors that intersect with each other on any vertex. Given $T(\vec{r}, \vec{r}')$, the minimum number of subsets needed is 7. This is because any given triangle can only intersect translations of itself at its 3 vertices. Then at these intersections, the triangle can intersect 2 of the translated triangle's vertices, giving 3×2 possible sets. Including the set defined by itself, this gives $6 + 1$ possible sets. See Figure 23 for a visual illustration of this. Since the commutators associated with each of these sets are guaranteed to be disjoint, we can now apply Theorem 34.

Putting everything together gives

$$\sum_{\gamma_1} \left\| \sum_{\gamma_2} \left[H_{\text{LR}}^{(\gamma_1)}(r), H_{\text{LR}}^{(\gamma_2)}(r') \right] \right\|_{\eta} \leq \left(\frac{1}{12\pi} \right)^2 \left(\frac{g_A}{2f_{\pi}} \right)^4 256^2 q(r)q(r')f(r)f(r') (g(r) + 1) (g(r') + 1) \times 4 \times 7 \times 2 \eta, \quad (358)$$

where the total number of possible terms in each $H_{\text{LR}}(r)$ is also accounted for, in accordance with previous lemmas. □

Lemma 63.

$$\sum_{\gamma_1} \left\| \sum_{\gamma_2} \left[H_{\text{LR}}^{(\gamma_1)}(r), H_{\text{LR}}^{(\gamma_2)}(r) \right] \right\|_{\eta} \leq 3670016 \left(\frac{1}{12\pi} \right)^2 \left(\frac{g_A}{2f_{\pi}} \right)^4 q(r)(q(r) - 1)f^2(r) (g(r) + 1)^2 \eta \\ + 524288 \left(\frac{1}{12\pi} \right)^2 \left(\frac{g_A}{2f_{\pi}} \right)^4 q(r)f^2(r) (g(r) + 1)^2 \eta, \quad (359)$$

where the summations over γ_1 and γ_2 are over all H_{LR} terms of length r . Here, $q(r)$ is the number of lattice sites distance r away from a given lattice site, and f and g functions are defined in Eqs. (341) and (342), respectively.

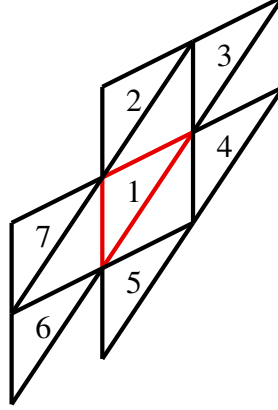


Figure 23: The red triangle represents the triangle formed by two vectors \vec{r} and \vec{r}' . The black triangles are translations of the original, which share a vertex with the red triangle.

Proof. The proof is almost identical to that of [Lemma 62](#), except that to get non-zero commutations here, there are two types of contributions. The first has exactly the same form as discussed in [Lemma 62](#)—that is when the terms only coincides on one end, which are of the form

$$[a_{\sigma}^{\dagger}(i)a_{\sigma'}^{\dagger}(j)a_{\sigma''}(i)a_{\sigma'''}(j), a_{\xi}^{\dagger}(k)a_{\xi'}^{\dagger}(l)a_{\xi''}(k)a_{\xi'''}(l)]. \quad (360)$$

So overall we have

$$\left(\frac{1}{12\pi}\right)^2 \left(\frac{g_A}{2f_{\pi}}\right)^4 256^2 q(r)(q(r)-1)f^2(r)(g(r)+1)^2 \times 7 \times 2 \eta, \quad (361)$$

where the factor of $q(r)(q(r)-1)$ comes about by excluding the terms where $\vec{r} = \vec{r}'$, with \vec{r}, \vec{r}' defined as in [Lemma 62](#).

The second type of commutators are those where the terms coincides on both ends. These are commutators of the form

$$\begin{aligned} [a_{\sigma}^{\dagger}(i)a_{\sigma'}^{\dagger}(j)a_{\sigma''}(i)a_{\sigma'''}(j), a_{\xi}^{\dagger}(i)a_{\xi'}^{\dagger}(j)a_{\xi''}(i)a_{\xi'''}(j)] &= a_{\sigma}^{\dagger}(i)a_{\sigma''}(i)a_{\xi}^{\dagger}(i)a_{\xi''}(i)[a_{\sigma'}^{\dagger}(j)a_{\sigma'''}(j), a_{\xi'}^{\dagger}(j)a_{\xi'''}(j)] \\ &+ [a_{\sigma}^{\dagger}(i)a_{\sigma''}(i), a_{\xi}^{\dagger}(i)a_{\xi''}(i)]a_{\sigma'}^{\dagger}(j)a_{\sigma'''}(j)a_{\xi'}^{\dagger}(j)a_{\xi'''}(j). \end{aligned} \quad (362)$$

Now each of the commutators of type $[a^{\dagger}a, a^{\dagger}a]$ can be decomposed into at most 2 NPFOs, and each of the accompanying operators $a^{\dagger}aa^{\dagger}a$ consists of 2 NPFOs, giving a total of at most $2 \times 2 \times 2 = 8$ NPFOs. The same calculation as in [Lemma 62](#) then gives a contribution to the commutator bound of the form

$$\left(\frac{1}{12\pi}\right)^2 \left(\frac{g_A}{2f_{\pi}}\right)^4 256^2 q(r)f^2(r)(g(r)+1)^2 \times 8 \eta. \quad (363)$$

□

F.3 Dynamical-Pion Bounds

The dynamical-pion case requires us to deal with the explicit representation of the pions. We then partition the terms as per the Trotter decomposition used. To this end, H_{π} defined in [Eq. \(80\)](#) is split into two separate contributions:

$$H_{\pi}^{(1)} := H_{\Pi^2} = \frac{a_L^D}{2} \sum_{\mathbf{x}} \sum_I \Pi_I^2(\mathbf{x}), \quad (364)$$

$$H_{\pi}^{(2)} := H_{(\nabla\pi)^2} + H_{\pi^2} = \frac{a_L^{D-2}}{2} \sum_{\mathbf{x}, j} \sum_I (\pi_I(\mathbf{x} + a_L \hat{n}_j) - \pi_I(\mathbf{x}))^2 + \frac{a_L^D m_{\pi}^2}{2} \sum_{\mathbf{x}} \sum_I \pi_I(\mathbf{x})^2. \quad (365)$$

where $D = 3$.

In the following, we make use of the various nucleonic bilinear operators introduced in Eqs. (5) to (8). For convenience, these are repeated below:

$$\rho(\mathbf{x}) = \sum_{\alpha} \sum_{\beta} a_{\alpha\beta}^{\dagger}(\mathbf{x}) a_{\alpha\beta}(\mathbf{x}), \quad (366)$$

$$\rho_S(\mathbf{x}) = \sum_{\alpha, \gamma} \sum_{\beta} a_{\alpha\beta}^{\dagger}(\mathbf{x}) [\sigma_S]_{\alpha\gamma} a_{\gamma\beta}(\mathbf{x}), \quad (367)$$

$$\rho_I(\mathbf{x}) = \sum_{\alpha} \sum_{\beta, \delta} a_{\alpha\beta}^{\dagger}(\mathbf{x}) [\tau_I]_{\beta\delta} a_{\alpha\delta}(\mathbf{x}), \quad (368)$$

$$\rho_{S,I}(\mathbf{x}) = \sum_{\alpha, \gamma} \sum_{\beta, \delta} a_{\alpha\beta}^{\dagger}(\mathbf{x}) [\sigma_S]_{\alpha\gamma} [\tau_I]_{\beta\delta} a_{\gamma\delta}(\mathbf{x}), \quad (369)$$

Theorem 64 (Dynamical-Pion Trotter Error Bound). *For the time evolution of the dynamical-pion EFT with a first-order product formula, $\|\mathcal{P}_1^{D\pi}(t) - e^{-itH_{D\pi}}\|_{\eta} \leq \frac{t^2}{2}\Xi$, where Ξ is the sum of the bounds which are reported in the Lemmas noted in Table 19.*

	H_{free}	H_C	$H_{C_{I^2}}$	$H_{\pi}^{(1)}$	$H_{\pi}^{(2)}$	H_{AV}	H_{WT}
H_{free}	Lemma 40	Lemma 49	Lemma 51	0	0	Lemma 66	Lemma 72
H_C	-	Lemma 50	Lemma 52	0	0	Lemma 67	Lemma 73
$H_{C_{I^2}}$	-	-	Lemma 53	0	0	Lemma 68	Lemma 74
$H_{\pi}^{(1)}$	-	-	-	0	Lemma 65	Lemma 69	Lemma 75
$H_{\pi}^{(2)}$	-	-	-	-	0	Lemma 70	Lemma 76
H_{AV}	-	-	-	-	-	Lemma 71	Lemma 77
H_{WT}	-	-	-	-	-	-	Lemma 78

Table 19: Commutators for the dynamical-pion EFT Hamiltonian and the lemmas in which bounds on the value of the commutators are computed. Zeros indicate when the commutators are trivially zero.

Proof. According to the expression for Trotter error in Eq. (35), i.e.,

$$\|e^{-itH} - \mathcal{P}_1(t)\| \leq \frac{t^2}{2} \sum_{\gamma_1=1}^{\Gamma} \left\| \left[H_{\gamma_1}, \sum_{\gamma_2=\gamma_1+1}^{\Gamma} H_{\gamma_2} \right] \right\|, \quad (370)$$

we decompose the Hamiltonian into terms or ‘layers’ and assign a γ_i labeling. The decomposition we choose is summarized in Table 20. For the terms H_{free} , H_C , and $H_{C_{I^2}}$, we make an identical decomposition as in the OPE-EFT case, so a number of commutators can be used from Appendix F.2. For the new terms, $H_{\pi}^{(1)}$ can be seen in Eq. (364) to consist of only local terms and hence can be decomposed into a single layer. For $H_{\pi}^{(2)}$, according to Eq. (365), all terms act between neighbors on the lattice. Consequently, this Hamiltonian can be broken down into 6 layers similarly to the fermionic hopping terms. For H_{AV} , the fermionic parts of all terms take the form $a_{\alpha\beta}^{\dagger} a_{\gamma\delta}$, so summing over α , β , γ , and δ gives $2^4 = 16$ terms. These terms all involve interactions between adjacent sites, so again we account for a factor of 6 to divide these into disjoint sets. This yields a total of 96 terms. For H_{WT} , all terms take the form $\pi_I \Pi_J a_{\alpha\beta}^{\dagger} a_{\gamma\delta}$. Since $I \neq J$, there are at most $6 \times 2^4 = 96$ terms which appear here. This term is local, hence no further disjoint sets need to be realized.

We now compute bounds on the commutators of the terms above, ordering their γ_i labels according to the first column in Table 20 from top to bottom. Several of the requisite commutators are either trivially zero or already computed in Appendix F.2, and we proceed with analyzing the remainder in Lemmas 69 to 78. The right-hand side of Eq. (35) can then be computed using the sum of the commutators listed in Table 19. \square

Hamiltonian Term	Set of Terms	Number of Layers Upper Bound
H_{free}	Γ_{free}	6
H_C	Γ_C	1
$H_{C_I^2}$	$\Gamma_{C_I^2}$	12
$H_{\pi}^{(1)}$	$\Gamma_{\pi\pi 1}$	1
$H_{\pi}^{(2)}$	$\Gamma_{\pi\pi 2}$	6
H_{AV}	Γ_{AV}	96
H_{WT}	Γ_{WT}	96

Table 20: Decomposition of $H_{D\pi}$ in Eq. (79) into layers for the application of the first-order Trotter error bound.

Lemma 65.

$$\left\| \left[H_{\pi}^{(1)}, H_{\pi}^{(2)} \right] \right\| \leq \left(\frac{36}{a_L^2} + 3m_{\pi}^2 \right) a_L^D \pi_{\max} \Pi_{\max} L. \quad (371)$$

Proof. First, consider the commutator of $H_{\pi}^{(1)}$ with the gradient part of $H_{\pi}^{(2)}$. Note that

$$\begin{aligned} \sum_{\mathbf{x}, J, j} \left[\Pi_I(\mathbf{y}), (\pi_J(\mathbf{x} + a_L \hat{\mathbf{n}}_j) - \pi_J(\mathbf{x}))^2 \right] &= \sum_{\mathbf{x}, j} \left[\Pi_I(\mathbf{y}), (\pi_I(\mathbf{x} + a_L \hat{\mathbf{n}}_j) - \pi_I(\mathbf{x})) \right] (\pi_I(\mathbf{x} + a_L \hat{\mathbf{n}}_j) - \pi_I(\mathbf{x})) \\ &\quad + (\pi_I(\mathbf{x} + a_L \hat{\mathbf{n}}_j) - \pi_I(\mathbf{x})) \left[\Pi_I(\mathbf{y}), (\pi_I(\mathbf{x} + a_L \hat{\mathbf{n}}_j) - \pi_I(\mathbf{x})) \right] \\ &= \frac{i}{a_L^D} \sum_{\mathbf{x}, j} (\delta(\mathbf{x} + a_L \hat{\mathbf{n}}_j - \mathbf{y}) - \delta(\mathbf{x} - \mathbf{y})) (\pi_I(\mathbf{x} + a_L \hat{\mathbf{n}}_j) - \pi_I(\mathbf{x})) \\ &\quad + \frac{i}{a_L^D} \sum_{\mathbf{x}, j} (\pi_I(\mathbf{x} + a_L \hat{\mathbf{n}}_j) - \pi_I(\mathbf{x})) (\delta(\mathbf{x} + a_L \hat{\mathbf{n}}_j - \mathbf{y}) - \delta(\mathbf{x} - \mathbf{y})) \\ &= \frac{2i}{a_L^D} \sum_j \left(\pi_I(\mathbf{y}) - \pi_I(\mathbf{y} - a_L \hat{\mathbf{n}}_j) + \pi_I(\mathbf{y}) - \pi_I(\mathbf{y} + a_L \hat{\mathbf{n}}_j) \right), \end{aligned} \quad (372)$$

which gives

$$\begin{aligned} \sum_{\mathbf{x}, J, j} \left[\Pi_I^2(\mathbf{y}), (\pi_J(\mathbf{x} + a_L \hat{\mathbf{n}}_j) - \pi_J(\mathbf{x}))^2 \right] &= \frac{2i}{a_L^D} \sum_j \Pi_I(\mathbf{y}) \left(\pi_I(\mathbf{y}) - \pi_I(\mathbf{y} - a_L \hat{\mathbf{n}}_j) + \pi_I(\mathbf{y}) - \pi_I(\mathbf{y} + a_L \hat{\mathbf{n}}_j) \right) \\ &\quad + \frac{2i}{a_L^D} \sum_j \left(\pi_I(\mathbf{y}) - \pi_I(\mathbf{y} - a_L \hat{\mathbf{n}}_j) + \pi_I(\mathbf{y}) - \pi_I(\mathbf{y} + a_L \hat{\mathbf{n}}_j) \right) \Pi_I(\mathbf{y}). \end{aligned} \quad (373)$$

Therefore,

$$\begin{aligned} &\left\| \sum_{\mathbf{x}, \mathbf{y}, I, J, j} \left[\frac{a_L^D}{2} \Pi_I^2(\mathbf{y}), \frac{a_L^{D-2}}{2} (\pi_i(\mathbf{x} + a_L \hat{\mathbf{n}}_j) - \pi_i(\mathbf{x}))^2 \right] \right\| \\ &\leq \frac{a_L^{2D-2}}{4} \times 2 \times \frac{2}{a_L^D} \left\| \sum_{\mathbf{y}, I} \Pi_I(\mathbf{y}) \sum_j \left(\pi_I(\mathbf{y}) - \pi_I(\mathbf{y} - a_L \hat{\mathbf{n}}_j) + \pi_I(\mathbf{y}) - \pi_I(\mathbf{y} + a_L \hat{\mathbf{n}}_j) \right) \right\| \\ &\leq \frac{a_L^{2D-2}}{4} \times 2 \times \frac{2}{a_L^D} \times \Pi_{\max} \times 4\pi_{\max} \times 3 \times 3L \\ &= 36 a_L^{D-2} \pi_{\max} \Pi_{\max} L. \end{aligned} \quad (374)$$

In the third line, we have used $\|\Pi_I(\mathbf{y})\| \leq \Pi_{\max}$ and $\|\pi_I(\mathbf{y})\| \leq \pi_{\max}$, and have taken advantage of the Cauchy-Schwarz inequality and triangle inequality. The factor of 3 results from the sum of directions j , and the factor of $3L$ arises from the sum over I and \mathbf{y} .

Let us now consider the commutator with the mass part of $H_\pi^{(2)}$. First note that

$$\left[\Pi_I(\mathbf{x}), \pi_j^2(\mathbf{y}) \right] = \frac{2i}{a_L^D} \pi_j(\mathbf{y}) \delta_{IJ} \delta(\mathbf{x} - \mathbf{y}). \quad (375)$$

Therefore,

$$\begin{aligned} \left\| \sum_{\mathbf{x}, \mathbf{y}, I, J} \left[\frac{a_L^D}{2} \Pi_I(\mathbf{x})^2, \frac{a_L^D m_\pi^2}{2} \pi_j^2(\mathbf{y}) \right] \right\| &= \frac{a_L^{2D} m_\pi^2}{4} \left\| \sum_{\mathbf{x}, \mathbf{y}, I, J} \left(\Pi_I(\mathbf{x}) \left[\Pi_I(\mathbf{x}), \pi_j^2(\mathbf{y}) \right] + \left[\Pi_I(\mathbf{x}), \pi_j^2(\mathbf{y}) \right] \Pi_I(\mathbf{x}) \right) \right\| \\ &= \frac{2a_L^D m_\pi^2}{4} \left\| \sum_{\mathbf{x}, I} \left(\Pi_I(\mathbf{x}) \pi_I(\mathbf{x}) + \pi_I(\mathbf{x}) \Pi_I(\mathbf{x}) \right) \right\| \\ &\leq \frac{2a_L^D m_\pi^2}{4} \times 2 \times \pi_{\max} \times \Pi_{\max} \times 3L \\ &= 3 a_L^D m_\pi^2 \pi_{\max} \Pi_{\max} L, \end{aligned} \quad (376)$$

where the factor of 3 arises from the sum over pion species.

Adding the above two results gives the statement of the lemma. \square

Lemma 66.

$$\| [H_{\text{free}}, H_{\text{AV}}] \|_\eta \leq 2592 \left(\frac{g_A}{2f_\pi} \right) a_L^{-1} h \pi_{\max} \eta. \quad (377)$$

Proof. First note that, for given I and S ,

$$\left\| \left[\rho_{S,I}(k), \sum_\sigma \Delta_{ij}^\sigma \right] \right\| \leq 2 \times 4 \left\| \left[a^\dagger(i)a(i), a^\dagger(j)a(i) + a^\dagger(i)a(j) \right] \right\|, \quad (378)$$

where the factor of 2 comes from the two possibilities $k = i$ or $k = j$ and the factor of 4 comes from the sum over σ (hence suppressing the species indices on the right-hand side). Now the $[a^\dagger(i)a(i), a^\dagger(j)a(i) + a^\dagger(i)a(j)]$ term can generate NPFOS with a weight of at most $2 \times 3 = 6$. Summing over S and I gives $3 \times 3 \times 2 \times 4 \times 6 = 432$ terms. Finally, to apply the bound on the number of fermions, we group the Δ_{ij}^σ terms into 6 sets of commuting terms (as with the $T^{(\gamma_1)}$ term analyzed previously), giving a total of $432 \times 6 = 2592$ terms. Thus,

$$\begin{aligned} \| [H_{\text{free}}, H_{\text{AV}}] \|_\eta &\leq \sum_{\gamma_1} \left\| \left(\frac{g_A}{2f_\pi} \right) \sum_{\mathbf{x}} \sum_{S,I} \frac{\pi_I(\mathbf{x} + a_L \hat{n}_S) - \pi_I(\mathbf{x})}{a_L} \left[T^{(\gamma_1)}, \rho_{S,I}(\mathbf{x}) \right] \right\| \\ &\leq \left(\frac{g_A}{2f_\pi} \right) \times h \times \frac{2\pi_{\max}}{a_L} \times 2592 \eta. \end{aligned} \quad (379)$$

\square

Lemma 67.

$$\| [H_{\text{AV}}, H_C] \|_\eta = 0. \quad (380)$$

Proof. Note that H_{AV} preserves the number of nucleons on a particular lattice site. The proof is then identical to [Lemma 73](#) below. \square

Lemma 68.

$$\left\| [H_{AV}, H_{C_{I^2}}] \right\|_{\eta} \leq 6048 \left(\frac{g_A}{2f_{\pi}} \right) a_L^{-1} |C_{I^2}| \pi_{\max} \eta. \quad (381)$$

Proof. Consider the commutator $[\rho_{S,I}, H_{C_{I^2}}]$. For every S and I , the term $\rho_{S,I}$ contains 4 terms of the form $a^{\dagger}a$, and $H_{C_{I^2}}$ gives 28 terms of the form $a^{\dagger}a^{\dagger}aa$. Thus, for each S and I , there are only commutators of the form $[a^{\dagger}a, a^{\dagger}a^{\dagger}aa]$. Each generates at most 6 NPFOS, giving a total of at most $4 \times 28 \times 6 \times 9 = 6048$ NPFOS. Summing over S and I , we have

$$\begin{aligned} \left\| [H_{AV}, H_{C_{I^2}}] \right\|_{\eta} &\leq \left(\frac{g_A}{2f_{\pi}} \right) \frac{|C_{I^2}|}{2} \sum_{\mathbf{x}} \sum_{S,I} \left\| \frac{\pi_I(\mathbf{x} + a_L \hat{\mathbf{n}}_S) - \pi_I(\mathbf{x})}{a_L} [\rho_{S,I}(\mathbf{x}), H_{C_{I^2}}] \right\|_{\eta} \\ &\leq \left(\frac{g_A}{2f_{\pi}} \right) \frac{|C_{I^2}|}{2} \times \frac{2\pi_{\max}}{a_L} \times 6048 \eta. \end{aligned} \quad (382)$$

□

Lemma 69.

$$\left\| [H_{\pi}^{(1)}, H_{AV}] \right\|_{\eta} \leq 36 \left(\frac{g_A}{2f_{\pi}} \right) a_L^{-1} \Pi_{\max} \eta. \quad (383)$$

Proof. First note that

$$\begin{aligned} \sum_{\mathbf{y}, S, I} [\Pi_J^2(\mathbf{y}), \rho_{S,I}(\mathbf{x}) (\pi_I(\mathbf{x} + a_L \hat{\mathbf{n}}_S) - \pi_I(\mathbf{x}))] &= \sum_{\mathbf{y}, S, I} \Pi_J(\mathbf{y}) [\Pi_J(\mathbf{y}), \rho_{S,I}(\mathbf{x}) (\pi_I(\mathbf{x} + a_L \hat{\mathbf{n}}_S) - \pi_I(\mathbf{x}))] \\ &+ \sum_{\mathbf{y}, S, I} [\Pi_J(\mathbf{y}), \rho_{S,I}(\mathbf{x}) (\pi_I(\mathbf{x} + a_L \hat{\mathbf{n}}_S) - \pi_I(\mathbf{x}))] \Pi_J(\mathbf{y}) \\ &= \frac{2i}{a_L^D} \sum_{\mathbf{y}, S, I} \delta_{I,J} (\delta(\mathbf{y} - \mathbf{x} - a_L \hat{\mathbf{n}}_S) - \delta(\mathbf{y} - \mathbf{x})) \rho_{S,I}(\mathbf{x}) \Pi_J(\mathbf{y}) \\ &= \frac{2i}{a_L^D} \sum_{S, I} \rho_{S,I}(\mathbf{x}) (\Pi_I(\mathbf{x} + a_L \hat{\mathbf{n}}_S) - \Pi_I(\mathbf{x})). \end{aligned} \quad (384)$$

Using this, the bound on the semi-norm of the full commutator is

$$\begin{aligned} \left\| \sum_{\mathbf{x}, \mathbf{y}, S, I, J} \left[\frac{a_L^D}{2} \Pi_J^2(\mathbf{y}), \frac{g_A}{2a_L f_{\pi}} \rho_{S,I}(\mathbf{x}) (\pi_I(\mathbf{x} + a_L \hat{\mathbf{n}}_S) - \pi_I(\mathbf{x})) \right] \right\|_{\eta} &\leq \frac{g_A}{4a_L f_{\pi}} \times 4 \left\| \sum_{\mathbf{x}, S, I} \rho_{S,I}(\mathbf{x}) \Pi_I(\mathbf{x}) \right\|_{\eta} \\ &\leq \frac{g_A}{a_L f_{\pi}} \times 4 \times 9 \times \Pi_{\max} \times \eta, \end{aligned} \quad (385)$$

where the factor of 4 in the second line comes from the fact that each $\rho_{S,I}$ is a sum of at most 4 NPFOS, and the factor of 9 is the result of summing over S and I . □

Lemma 70.

$$\left\| [H_{\pi}^{(2)}, H_{AV}] \right\|_{\eta} = 0. \quad (386)$$

Proof. Since $H_{\pi}^{(2)}$ only depends on factors of $\pi_I(\mathbf{x})$ while H_{AV} does not contain any $\Pi_I(\mathbf{x})$, these Hamiltonian terms commute. □

Lemma 71.

$$\sum_{\gamma_1} \left\| \left[H_{AV}^{(\gamma_1)}, \sum_{\gamma_2 \geq \gamma_1 + 1} H_{AV}^{(\gamma_2)} \right] \right\|_{\eta} \leq 20736 \left(\frac{g_A}{2f_{\pi}} \right)^2 a_L^{-2} \pi_{\max}^2 \eta. \quad (387)$$

Proof. The commutators that arise are of the form $[\rho_{S,I}, \rho_{S',I'}]$, since the $\pi_I(\mathbf{x})$ terms commute with each other. For given S and I , each $\rho_{S,I}$ is a sum of 4 terms of the form $a^\dagger a$. Thus, for given S, I, S' , and I' , there are 16 commutators of the form $[a^\dagger a, a^\dagger a]$. Each of these can further be written as a sum of 4 NPFOS. Now using the triangle and Cauchy-Schwarz inequalities, we have

$$\begin{aligned} \left(\frac{g_A}{2f_\pi}\right)^2 \sum_{\mathbf{x}, S, I, S', I'} \frac{1}{a_L^2} \left\| (\pi_I(\mathbf{x} + a_L \hat{\mathbf{n}}_S) - \pi_I(\mathbf{x})) (\pi_{I'}(\mathbf{x} + a_L \hat{\mathbf{n}}_{S'}) - \pi_{I'}(\mathbf{x})) \right\| \left\| \left[\rho_{S,I}(\mathbf{x}), \rho_{S',I'}(\mathbf{x}) \right] \right\|_\eta \\ \leq \left(\frac{g_A}{2f_\pi}\right)^2 \times 3^4 \times \frac{1}{a_L^2} \times 4\pi_{\max}^2 \times 16 \times 4\eta, \end{aligned} \quad (388)$$

where the factor of 3^4 results from the sum over S, I, S' , and I' . \square

Lemma 72.

$$\| [H_{\text{free}}, H_{\text{WT}}] \|_\eta \leq \frac{432h}{f_\pi^2} \pi_{\max} \Pi_{\max} \eta. \quad (389)$$

Proof. Here, the commutators are of the form $[\rho_I(k), \Delta_{ij}^\sigma]$, so the non-vanishing commutators occur for $k = i$ or $k = j$. Then, for each I and σ , one such commutator is of the form $[a^\dagger(i)a(i), a^\dagger(i)a(j) + a^\dagger(j)a(i)]$, which is a sum of 6 NPFOS. Taking into account the sum over σ yields an extra factor of 4, giving a total of $2 \times 6 \times 4 = 48$ NPFOS from non-vanishing commutators.

Returning to the full commutator, and letting k denote the qubit index of site \mathbf{x} , we have

$$\begin{aligned} \| [H_{\text{free}}, H_{\text{WT}}] \|_\eta &\leq \frac{h}{4f_\pi^2} \sum_{\gamma_1} \left\| \sum_{I_1, I_2, I_3} \sum_{\mathbf{x}} \epsilon_{I_1 I_2 I_3} \pi_{I_2}(\mathbf{x}) \Pi_{I_3}(\mathbf{x}) \left[\rho_{I_1}(\mathbf{x}), T^{(\gamma_1)} \right] \right\|_\eta \\ &\leq \frac{h}{4f_\pi^2} \times 6 \times 6 \times \pi_{\max} \Pi_{\max} \times 48 \eta, \end{aligned} \quad (390)$$

where one of the factors of 6 results because $\epsilon_{I_1 I_2 I_3}$ is non-zero for exactly 6 terms in the sum of I_1, I_2 , and I_3 , and the other factor accounts for 6 non-commuting layers in the hopping operator. \square

Lemma 73.

$$\| [H_C, H_{\text{WT}}] \|_\eta = 0. \quad (391)$$

Proof. Explicitly, this commutator has the form

$$\sum_{\mathbf{x}} \left[\rho(\mathbf{x}) \rho(\mathbf{x}), \sum_{I_1, I_2, I_3} \epsilon_{I_1 I_2 I_3} \pi_{I_2}(\mathbf{x}) \Pi_{I_3}(\mathbf{x}) \rho_{I_1}(\mathbf{x}) \right]. \quad (392)$$

Note that H_{WT} preserves the number of nucleons on a particular site, so H_{WT} must commute with the sum of number operators for all \mathbf{x} . Note also that $\rho(\mathbf{x}) = \sum_{\sigma} N_{\sigma}(\mathbf{x})$ is just the sum of number operators. Hence, we have the decomposition

$$\begin{aligned} [H_C, H_{\text{WT}}] &= \sum_{\mathbf{x}, \mathbf{y}} \left[\sum_{\sigma, \sigma'} N_{\sigma}(\mathbf{x}) N_{\sigma'}(\mathbf{y}), H_{\text{WT}}(\mathbf{y}) \right] \\ &= \sum_{\mathbf{x}, \mathbf{y}} \sum_{\sigma, \sigma'} \left(N_{\sigma}(\mathbf{x}) \left[N_{\sigma'}(\mathbf{y}), H_{\text{WT}}(\mathbf{y}) \right] + \left[N_{\sigma}(\mathbf{x}), H_{\text{WT}}(\mathbf{y}) \right] N_{\sigma'}(\mathbf{y}) \right). \end{aligned} \quad (393)$$

Now each sub-commutator vanishes considering the number-preserving property of H_{WT} . \square

Lemma 74.

$$\left\| [H_{C_{I^2}}, H_{\text{WT}}] \right\|_{\eta} \leq \frac{504|C_{I^2}|}{f_{\pi}^2} \pi_{\max} \Pi_{\max} \eta. \quad (394)$$

Proof. Here, we take a cruder approach to bounding the commutator. The key commutator to compute is $[H_{C_{I^2}}, \rho_I]$. For each I , ρ_I generates 4 terms of the form $a^{\dagger} a$, while $H_{C_{I^2}}$ consists of $a^{\dagger} a^{\dagger} a a$ operators with weight 28. Then, each of the commutators of the form $[a^{\dagger} a^{\dagger} a a, a^{\dagger} a]$ generates at most 6 NPFOS. Thus, the term decomposes into weight $4 \times 28 \times 6 = 672$ NPFOS (see the proof of [Lemma 68](#) where a similar analysis was used). Thus, the full commutator can be bounded as

$$\begin{aligned} \left\| [H_{C_{I^2}}, H_{\text{WT}}] \right\|_{\eta} &\leq \frac{1}{4f_{\pi}^2} \frac{|C_{I^2}|}{2} \sum_{I_1, I_2, I_3} \epsilon_{I_1 I_2 I_3} \left\| \sum_{\mathbf{x}} [H_{C_{I^2}}, \pi_{I_2}(\mathbf{x}) \Pi_{I_3}(\mathbf{x}) \rho_{I_1}(\mathbf{x})] \right\|_{\eta} \\ &\leq \frac{1}{4f_{\pi}^2} \frac{|C_{I^2}|}{2} \times 6 \times \pi_{\max} \Pi_{\max} \times 672 \eta, \end{aligned} \quad (395)$$

where the factor of 6 arises from the summation of I_1 , I_2 , and I_3 in the presence of the Levi-Civita tensor. \square

Lemma 75.

$$\left\| [H_{\pi}^{(1)}, H_{\text{WT}}] \right\|_{\eta} = 0. \quad (396)$$

Proof. We start by considering

$$\begin{aligned} \sum_{J, I_1, I_2, I_3} \left[\Pi_J^2(\mathbf{x}), \epsilon_{I_1 I_2 I_3} \pi_{I_2}(\mathbf{x}) \Pi_{I_3}(\mathbf{x}) \rho_{I_1}(\mathbf{x}) \right] &= \sum_{J, I_1, I_2, I_3} \Pi_J(\mathbf{x}) \left[\Pi_J(\mathbf{x}), \epsilon_{I_1 I_2 I_3} \pi_{I_2}(\mathbf{x}) \Pi_{I_3}(\mathbf{x}) \rho_{I_1}(\mathbf{x}) \right] \\ &+ \sum_{J, I_1, I_2, I_3} \left[\Pi_J(\mathbf{x}), \epsilon_{I_1 I_2 I_3} \pi_{I_2}(\mathbf{x}) \Pi_{I_3}(\mathbf{x}) \rho_{I_1}(\mathbf{x}) \right] \Pi_J(\mathbf{x}) \\ &= \frac{i}{a_L^D} \sum_{I_1, I_2, I_3} \epsilon_{I_1 I_2 I_3} \Pi_{I_2}(\mathbf{x}) \Pi_{I_3}(\mathbf{x}) \rho_{I_1}(\mathbf{x}) \\ &+ \frac{i}{a_L^D} \sum_{I_1, I_2, I_3} \epsilon_{I_1 I_2 I_3} \Pi_{I_3}(\mathbf{x}) \Pi_{I_2}(\mathbf{x}) \rho_{I_1}(\mathbf{x}). \end{aligned} \quad (397)$$

This vanishes since $\epsilon_{I_1 I_2 I_3} = -\epsilon_{I_2 I_1 I_3}$ is anti-symmetric under the exchange of I_2 and I_3 indices while $\Pi_{I_2} \Pi_{I_3} = \Pi_{I_3} \Pi_{I_2}$ is symmetric. Therefore, each term sums to zero. \square

Lemma 76.

$$\left\| [H_{\pi}^{(2)}, H_{\text{WT}}] \right\|_{\eta} \leq \frac{72}{f_{\pi}^2} a_L^{-2} \pi_{\max}^2 \eta. \quad (398)$$

Proof. By the same reasoning as in [Lemma 75](#), we have

$$\sum_{J, I_1, I_2, I_3} \left[\pi_J^2(\mathbf{x}), \epsilon_{I_1 I_2 I_3} \pi_{I_2}(\mathbf{x}) \Pi_{I_3}(\mathbf{x}) \rho_{I_1}(\mathbf{x}) \right] = 0. \quad (399)$$

The only terms in $H_{\pi}^{(2)}$ that are not of the form $\pi_J^2(\mathbf{x})$ are terms of the form $\pi_J(\mathbf{x}) \pi_J(\mathbf{y})$ appearing in the discretized derivative. Their commutator with H_{WT} gives

$$\begin{aligned} &\sum_{\mathbf{x}} \sum_{\langle \mathbf{y}, \mathbf{z} \rangle} \sum_{J, I_1, I_2, I_3} \left[\pi_J(\mathbf{z}) \pi_J(\mathbf{y}), \epsilon_{I_1 I_2 I_3} \pi_{I_2}(\mathbf{x}) \Pi_{I_3}(\mathbf{x}) \rho_{I_1}(\mathbf{x}) \right] \\ &= \sum_{\mathbf{x}} \sum_{\langle \mathbf{y}, \mathbf{z} \rangle} \sum_{J, I_1, I_2, I_3} \epsilon_{I_1 I_2 I_3} \pi_{I_2}(\mathbf{x}) \left(\pi_J(\mathbf{z}) \left[\pi_J(\mathbf{y}), \Pi_{I_3}(\mathbf{x}) \right] + \left[\pi_J(\mathbf{z}), \Pi_{I_3}(\mathbf{x}) \right] \pi_J(\mathbf{y}) \right) \rho_{I_1}(\mathbf{x}) \\ &= \frac{i}{a_L^D} \sum_{\langle \mathbf{y}, \mathbf{z} \rangle} \sum_{I_1, I_2, I_3} \epsilon_{I_1 I_2 I_3} \left(\pi_{I_2}(\mathbf{y}) \pi_{I_3}(\mathbf{z}) \rho_{I_1}(\mathbf{y}) + \pi_{I_2}(\mathbf{z}) \pi_{I_3}(\mathbf{y}) \rho_{I_1}(\mathbf{z}) \right), \end{aligned} \quad (400)$$

which can be non-zero. Therefore, for the full commutator,

$$\begin{aligned}
\left\| [H_\pi^{(2)}, H_{\text{WT}}] \right\|_\eta &= 2 \frac{a_L^{D-2}}{2} \frac{1}{4f_\pi^2} \left\| \sum_{\mathbf{x}} \sum_{\langle \mathbf{y}, \mathbf{z} \rangle} \sum_{J, I_1, I_2, I_3} \left[\pi_J(\mathbf{z}) \pi_J(\mathbf{y}), \epsilon_{I_1 I_2 I_3} \pi_{I_2}(\mathbf{x}) \Pi_{I_3}(\mathbf{x}) \rho_{I_1}(\mathbf{x}) \right] \right\|_\eta \\
&\leq \frac{1}{4a_L^2 f_\pi^2} \times 2 \left\| \sum_{\langle \mathbf{y}, \mathbf{z} \rangle} \sum_{I_1, I_2, I_3} \epsilon_{I_1 I_2 I_3} \pi_{I_2}(\mathbf{y}) \pi_{I_3}(\mathbf{z}) \rho_{I_1}(\mathbf{y}) \right\|_\eta \\
&\leq \frac{1}{4a_L^2 f_\pi^2} \times 2 \times 6 \times 6 \times \pi_{\max}^2 \times 4\eta, \tag{401}
\end{aligned}$$

where the factor of 2 comes from accounting for two terms of equal semi-norm in the last line of Eq. (400), one of the factors of 6 results from the summation over $I_1, I_2,$ and I_3 with the Levi-Civita tensor, another factor of 6 accounts for 6 non-commuting sets when implementing nearest-neighbor pairs $\langle \mathbf{y}, \mathbf{z} \rangle$, and finally the factor of 4 counts the maximum number of NPFOS arising from ρ_{I_1} for each I_1 . \square

Lemma 77.

$$\sum_{\gamma_1} \left\| \left[H_{\text{AV}}^{(\gamma_1)}, \sum_{\gamma_2} H_{\text{WT}}^{(\gamma_2)} \right] \right\|_\eta \leq \frac{g_A}{f_\pi^3 a_L} \left(72 a_L^{-D} + 216 \pi_{\max} \Pi_{\max} \right) \pi_{\max} \eta. \tag{402}$$

Proof. Consider the term

$$\begin{aligned}
&\left[\left(\pi_J(\mathbf{x} + a_L \hat{\mathbf{n}}_S) - \pi_J(\mathbf{x}) \right) \rho_{J,S}(\mathbf{x}), \epsilon_{I_1, I_2, I_3} \pi_{I_2}(\mathbf{y}) \Pi_{I_3}(\mathbf{y}) \rho_{I_1}(\mathbf{y}) \right] \\
&= \rho_{J,S}(\mathbf{x}) \rho_{I_1}(\mathbf{y}) \left[\left(\pi_J(\mathbf{x} + a_L \hat{\mathbf{n}}_S) - \pi_J(\mathbf{x}) \right), \epsilon_{I_1, I_2, I_3} \pi_{I_2}(\mathbf{y}) \Pi_{I_3}(\mathbf{y}) \right] \\
&+ \epsilon_{I_1, I_2, I_3} \pi_{I_2}(\mathbf{y}) \Pi_{I_3}(\mathbf{y}) \left(\pi_J(\mathbf{x} + a_L \hat{\mathbf{n}}_S) - \pi_J(\mathbf{x}) \right) \left[\rho_{J,S}(\mathbf{x}), \rho_{I_1}(\mathbf{y}) \right]. \tag{403}
\end{aligned}$$

Let us treat these two commutators separately. First consider

$$\left[\left(\pi_J(\mathbf{x} + a_L \hat{\mathbf{n}}_S) - \pi_J(\mathbf{x}) \right), \epsilon_{I_1, I_2, I_3} \pi_{I_2}(\mathbf{y}) \Pi_{I_3}(\mathbf{y}) \right] = \frac{i}{a_L^D} \epsilon_{I_1, I_2, I_3} \delta_{I_3, J} \pi_{I_2}(\mathbf{y}) \left(\delta(\mathbf{y} - \mathbf{x} - a_L \hat{\mathbf{n}}_S) - \delta(\mathbf{y} - \mathbf{x}) \right). \tag{404}$$

This commutator is accompanied by the term $\rho_{J,S}$, which decomposes into at most 16 product terms of the form $a^\dagger a a^\dagger a$ for given values of $J, S,$ and I_1 . Each such term breaks into at most 2 terms in the NPFOS form, yielding a factor of 32 overall.

Now consider

$$\left[\rho_{J,S}(\mathbf{x}), \rho_{I_1}(\mathbf{y}) \right]. \tag{405}$$

For every J and S value, there are 4 terms of the form $a^\dagger a$, and for each I_1 value there are 4 terms of the form $a^\dagger a$. Thus, there are 16 commutators of the form $[a^\dagger a, a^\dagger a]$, each of which generates at most 2 NPFOS (for when at least one of the creation and annihilation operators are associated with different types). Thus for each $J, S,$ and I_1 , there are 32 NPFOS.

Finally, consider the full commutator,

$$\begin{aligned}
&\left\| \sum_{\mathbf{x}, \mathbf{y}} \sum_{I_1, I_2, I_3} \sum_{J, S} \left[\frac{g_A}{2f_\pi a_L} \left(\pi_J(\mathbf{x} + a_L \hat{\mathbf{n}}_S) - \pi_J(\mathbf{x}) \right) \rho_{J,S}(\mathbf{x}), \frac{1}{4f_\pi^2} \epsilon_{I_1, I_2, I_3} \pi_{I_2}(\mathbf{y}) \Pi_{I_3}(\mathbf{y}) \rho_{I_1}(\mathbf{y}) \right] \right\|_\eta \\
&\leq \frac{g_A}{8f_\pi^3 a_L} \times \frac{1}{a_L^D} \sum_{I_1, I_2, I_3} \sum_{J, S} \delta_{I_3, J} \left\| \epsilon_{I_1, I_2, I_3} \sum_{\mathbf{x}, \mathbf{y}} \rho_{J,S}(\mathbf{x}) \rho_{I_1}(\mathbf{y}) \pi_{I_2}(\mathbf{y}) \left(\delta(\mathbf{y} - \mathbf{x} - a_L \hat{\mathbf{n}}_S) - \delta(\mathbf{y} - \mathbf{x}) \right) \right\|_\eta \\
&+ \frac{g_A}{8f_\pi^3 a_L} \sum_{I_1, I_2, I_3} \sum_{J, S} \max_{\mathbf{x}} \left\| \epsilon_{I_1, I_2, I_3} \pi_{I_2}(\mathbf{x}) \Pi_{I_3}(\mathbf{x}) \left(\pi_{I_3}(\mathbf{x} + a_L \hat{\mathbf{n}}_S) \right) \right\| \times 32\eta \\
&\leq \frac{g_A}{8f_\pi^3 a_L} \times \frac{1}{a_L^D} \times 6 \times 3 \times 32\eta \times 2\pi_{\max} + \frac{g_A}{8f_\pi^3 a_L} \times 6 \times 3^2 \times \pi_{\max}^2 \Pi_{\max} \times 32\eta, \tag{406}
\end{aligned}$$

where the triangle and Cauchy-Schwarz inequalities are applied as usual. Here, in the first term the factor of 6 comes from summing over I_1 , I_2 , and I_3 with the Levi-Civita tensor, and the factor of 3 comes from summing over S while the sum over J does not produce any additional factor because of the Kronecker delta. In the second term, the factor of 6 has the same origin as in the first term, and the factor of 3^2 accounts for the sum over J and S . Note that, to get to the third line here, we have used the fact that one of the terms inside the parentheses in the third line of the equation does not contribute to the semi-norm as $\sum_{I_2, I_3} \epsilon_{I_1 I_2 I_3} \pi_{I_2}(\mathbf{x}) \pi_{I_3}(\mathbf{x}) = 0$. Finally, simplifying the expression gives the result. \square

Lemma 78.

$$\sum_{\gamma_1} \left\| \left[H_{\text{WT}}^{(\gamma_1)}, \sum_{\gamma_2 \geq \gamma_1 + 1} H_{\text{WT}}^{(\gamma_2)} \right] \right\|_{\eta} \leq 384 \left(\frac{1}{4f\pi} \right)^2 \left(3\pi_{\max} \Pi_{\max} + \frac{2}{a_L^D} \right) \Pi_{\max} \pi_{\max} \eta. \quad (407)$$

Proof. Suppressing the spatial arguments, the commutators are of the form

$$\begin{aligned} \left[\pi_{J_2} \Pi_{J_3} \rho_{J_1}, \pi_{I_2} \Pi_{I_3} \rho_{I_1} \right] &= \pi_{J_2} \Pi_{J_3} \left[\rho_{J_1}, \pi_{I_2} \Pi_{I_3} \rho_{I_1} \right] + \left[\pi_{J_2} \Pi_{J_3}, \pi_{I_2} \Pi_{I_3} \rho_{I_1} \right] \rho_{J_1} \\ &= \pi_{J_2} \Pi_{J_3} \pi_{I_2} \Pi_{I_3} \left[\rho_{J_1}, \rho_{I_1} \right] + \left[\pi_{J_2} \Pi_{J_3}, \pi_{I_2} \Pi_{I_3} \right] \rho_{I_1} \rho_{J_1}. \end{aligned} \quad (408)$$

Let us inspect these two terms separately, recovering the spatial arguments and summing over the lattice volume. For the semi-norm of the first term,

$$\begin{aligned} &\sum_{\mathbf{x}, \mathbf{y}} \left\| \pi_{J_2}(\mathbf{y}) \Pi_{J_3}(\mathbf{y}) \pi_{I_2}(\mathbf{x}) \Pi_{I_3}(\mathbf{x}) \left[\rho_{J_1}(\mathbf{y}), \rho_{I_1}(\mathbf{x}) \right] \right\|_{\eta} \\ &\leq \sum_{\mathbf{x}, \mathbf{y}} \pi_{\max}^2 \Pi_{\max}^2 \left\| \left[\rho_{J_1}(\mathbf{y}), \rho_{I_1}(\mathbf{x}) \right] \right\|_{\eta} \\ &\leq \pi_{\max}^2 \Pi_{\max}^2 \times 32 \eta. \end{aligned} \quad (409)$$

Note that for each J_1 or I_1 , ρ_{J_1} or ρ_{I_1} is a sum of at most 4 NPFOS of the form $a^\dagger a$, leading to at most 16 terms of the form $[a^\dagger a, a^\dagger a]$, which generate up to 2 NPFOS each, hence the factor of 32.

For the semi-norm of the second term in Eq. (408),

$$\sum_{\mathbf{x}, \mathbf{y}} \left\| \left[\pi_{J_2}(\mathbf{y}) \Pi_{J_3}(\mathbf{y}), \pi_{I_2}(\mathbf{x}) \Pi_{I_3}(\mathbf{x}) \right] \rho_{I_1}(\mathbf{x}) \rho_{J_1}(\mathbf{y}) \right\|_{\eta} \leq \frac{1}{a_L^D} (\delta_{J_2 I_3} + \delta_{J_3 I_2}) \Pi_{\max} \pi_{\max} \times 32 \eta. \quad (410)$$

Here, we have applied the canonical commutation of π and Π fields twice. Furthermore, for each I_1 and J_1 , $\rho_{I_1} \rho_{J_1}$ generates 16 terms of the form $a^\dagger a a^\dagger a$, which each can be further broken to 2 NPFOS, giving a total of 32 NPFOS.

Putting all these together, the semi-norm of the full commutator is bounded as

$$\begin{aligned} \sum_{\gamma_1} \left\| \left[H_{\text{WT}}^{(\gamma_1)}, \sum_{\gamma_2 \geq \gamma_1 + 1} H_{\text{WT}}^{(\gamma_2)} \right] \right\|_{\eta} &\leq \left(\frac{1}{4f\pi} \right)^2 \sum_{J_1, J_2, J_3, I_1, I_2, I_3} \epsilon_{I_1 I_2 I_3} \epsilon_{J_1 J_2 J_3} \left(32 \pi_{\max}^2 \Pi_{\max}^2 \eta + \frac{32}{a_L^D} (\delta_{J_2 I_3} + \delta_{J_3 I_2}) \Pi_{\max} \pi_{\max} \eta \right) \\ &\leq \left(\frac{1}{4f\pi} \right)^2 \left(36 \times 32 \pi_{\max}^2 \Pi_{\max}^2 + \frac{24 \times 32}{a_L^D} \Pi_{\max} \pi_{\max} \right) \eta, \end{aligned} \quad (411)$$

where in the last line, we have used the fact that $\epsilon_{I_1 I_2 I_3}$ and $\epsilon_{J_1 J_2 J_3}$ are non-zero for exactly 6 terms each, contributing an additional factor of 36 in the first term in parentheses. On the other hand, there is a factor of $\delta_{J_2 I_3} + \delta_{J_3 I_2}$ in the second term multiplying $\epsilon_{I_1 I_2 I_3} \epsilon_{J_1 J_2 J_3}$. This limits the possibilities for non-zero contributions to $12 + 12 = 24$. Simplifying the expression gives the bound claimed in the statement of the lemma. \square

References

- [AI81] Akito Arima and Francesco Iachello. “The interacting boson model”. In: *Annual Review of Nuclear and Particle Science* 31.1 (1981), pp. 75–105.
- [Aok+22] Yasumichi Aoki et al. “FLAG review 2021”. In: *The European Physical Journal C* 82.10 (2022), p. 869.
- [Bab+16] Ryan Babbush et al. “Exponentially more precise quantum simulation of fermions in second quantization”. In: *New Journal of Physics* 18.3 (2016), p. 033032.
- [Bab+17a] Ryan Babbush et al. “Exponentially more precise quantum simulation of fermions in the configuration interaction representation”. In: *Quantum Science and Technology* 3.1 (2017), p. 015006.
- [Bab+17b] Ryan Babbush et al. “Low depth quantum simulation of electronic structure”. In: *arXiv preprint arXiv:1706.00023* (2017).
- [Bab+18a] Ryan Babbush et al. “Encoding electronic spectra in quantum circuits with linear T complexity”. In: *Physical Review X* 8.4 (2018), p. 041015.
- [Bab+18b] Ryan Babbush et al. “Low-depth quantum simulation of materials”. In: *Physical Review X* 8.1 (2018), p. 011044.
- [Bar+21] João Barata, Niklas Mueller, Andrey Tarasov, and Raju Venugopalan. “Single-particle digitization strategy for quantum computation of a ϕ^4 scalar field theory”. In: *Physical Review A* 103.4 (2021), p. 042410.
- [Bar+22] Alessandro Baroni et al. “Nuclear two point correlation functions on a quantum computer”. In: *Physical Review D* 105.7 (2022), p. 074503.
- [Bau+20a] Bela Bauer, Sergey Bravyi, Mario Motta, and Garnet Kin-Lic Chan. “Quantum algorithms for quantum chemistry and quantum materials science”. In: *Chemical Reviews* 120.22 (2020), pp. 12685–12717.
- [Bau+20b] Johannes Bausch, Toby Cubitt, Charles Derby, and Joel Klassen. “Mitigating errors in local fermionic encodings”. In: *arXiv preprint arXiv:2003.07125* (2020).
- [Bau+22] Christian Bauer et al. “Quantum simulation for high energy physics”. In: *arXiv preprint arXiv:2204.03381* (2022).
- [Bau+23] Christian W Bauer, Zohreh Davoudi, Natalie Klco, and Martin J Savage. “Quantum simulation of fundamental particles and forces”. In: *Nature Rev. Phys.* 5.7 (2023), pp. 420–432.
- [BCK15] Dominic W Berry, Andrew M Childs, and Robin Kothari. “Hamiltonian simulation with nearly optimal dependence on all parameters”. In: *2015 IEEE 56th annual symposium on foundations of computer science*. IEEE. 2015, pp. 792–809.
- [BD23] Jacob Bringewatt and Zohreh Davoudi. “Parallelization techniques for quantum simulation of fermionic systems”. In: *Quantum* 7 (2023), p. 975.
- [BDP12] Hector Bombin, Guillaume Duclos-Cianci, and David Poulin. “Universal topological phase of two-dimensional stabilizer codes”. In: *New Journal of Physics* 14.7 (2012), p. 073048.
- [Bea+02] Silas R Beane, Paulo F Bedaque, Martin J Savage, and Udirajara van Kolck. “Towards a perturbative theory of nuclear forces”. In: *Nuclear Physics A* 700.1-2 (2002), pp. 377–402.
- [Bec+19] Douglas Beck et al. *Nuclear Physics and Quantum Information Science: Report by the NSAC QIS Subcommittee*. Tech. rep. NSF & DOE Office of Science, 2019.
- [Bec+23] Douglas Beck et al. “Quantum Information Science and Technology for Nuclear Physics. Input into US Long-Range Planning, 2023”. In: *arXiv preprint arXiv:2303.00113* (2023).
- [Bed+21] Paulo Bedaque et al. “A.I. for nuclear physics”. In: *Eur. Phys. J. A* 57.3 (2021), p. 100.
- [Ber+07] Dominic W Berry, Graeme Ahokas, Richard Cleve, and Barry C Sanders. “Efficient quantum algorithms for simulating sparse Hamiltonians”. In: *Communications in Mathematical Physics* 270 (2007), pp. 359–371.
- [Ber+09] Dominic W Berry et al. “How to perform the most accurate possible phase measurements”. In: *Physical Review A* 80.5 (2009), p. 052114.

- [Ber+15] Dominic W. Berry, Andrew M. Childs, Richard Cleve, Robin Kothari, and Rolando D. Somma. “Simulating Hamiltonian dynamics with a truncated Taylor series”. In: *Physical Review Letters* 114.9 (2015), p. 090502. eprint: [arXiv:1412.4687](https://arxiv.org/abs/1412.4687).
- [BHV99] Paulo F Bedaque, Hans Werner Hammer, and Ubirajara Van Kolck. “Renormalization of the three-body system with short-range interactions”. In: *Physical Review Letters* 82.3 (1999), p. 463.
- [Bir06] Michael C Birse. “Power counting with one-pion exchange”. In: *Physical Review C* 74.1 (2006), p. 014003.
- [BJS20] Aurel Bulgac, Shi Jin, and Ionel Stetcu. “Nuclear fission dynamics: past, present, needs, and future”. In: *Frontiers in Physics* (2020), p. 63.
- [BK02] Sergey B Bravyi and Alexei Yu Kitaev. “Fermionic quantum computation”. In: *Annals of Physics* 298.1 (2002), pp. 210–226.
- [BNV13] Bruce R Barrett, Petr Navrátil, and James P Vary. “Ab initio no core shell model”. In: *Progress in Particle and Nuclear Physics* 69 (2013), pp. 131–181.
- [Boe+21] Amber Boehnlein et al. “Artificial intelligence and machine learning in nuclear physics”. In: *arXiv preprint arXiv:2112.02309* (2021).
- [Bor+08] Bugra Borasoy, Evgeny Epelbaum, Hermann Krebs, Dean Lee, and U -G Meißner. “Chiral effective field theory on the lattice at next-to-leading order”. In: *The European Physical Journal A* 35 (2008), pp. 343–355.
- [Bur+21] Vera von Burg et al. “Quantum computing enhanced computational catalysis”. In: *Physical Review Research* 3.3 (2021), p. 033055.
- [BV02] Paulo F Bedaque and Ubirajara Van Kolck. “Effective field theory for few-nucleon systems”. In: *Annual Review of Nuclear and Particle Science* 52.1 (2002), pp. 339–396.
- [Cao+19] Yudong Cao et al. “Quantum chemistry in the age of quantum computing”. In: *Chemical reviews* 119.19 (2019), pp. 10856–10915.
- [Car+13] Arianna Carbone, Andrea Cipollone, Carlo Barbieri, Arnau Rios, and Artur Polls. “Self-consistent Green’s functions formalism with three-body interactions”. In: *Physical Review C* 88.5 (2013), p. 054326.
- [Car+15] Joseph Carlson et al. “Quantum Monte Carlo methods for nuclear physics”. In: *Reviews of Modern Physics* 87.3 (2015), p. 1067.
- [Cat+22] Simon Catterall et al. “Report of the snowmass 2021 theory frontier topical group on quantum information science”. In: *arXiv preprint arXiv:2209.14839* (2022).
- [Cau+05] Etienne Caurier, Gabriel Martínez-Pinedo, Frédéric Nowacki, Alfredo Poves, and AP Zuker. “The shell model as a unified view of nuclear structure”. In: *Reviews of Modern Physics* 77.2 (2005), p. 427.
- [CBC21] Laura Clinton, Johannes Bausch, and Toby Cubitt. “Hamiltonian simulation algorithms for near-term quantum hardware”. In: *Nature communications* 12.1 (2021), p. 4989.
- [Cer+21] Marco Cerezo et al. “Variational quantum algorithms”. In: *Nature Reviews Physics* 3.9 (2021), pp. 625–644.
- [CGX22] Yu-An Chen, Alexey V Gorshkov, and Yijia Xu. “Error-correcting codes for fermionic quantum simulation”. In: *arXiv preprint arXiv:2210.08411* (2022).
- [Che20] Yu-An Chen. “Exact bosonization in arbitrary dimensions”. In: *Physical Review Research* 2.3 (2020), p. 033527.
- [Chi+18] Andrew M Childs, Dmitri Maslov, Yunseong Nam, Neil J Ross, and Yuan Su. “Toward the first quantum simulation with quantum speedup”. In: *Proceedings of the National Academy of Sciences* 115.38 (2018), pp. 9456–9461.
- [Chi+21] Andrew M Childs, Yuan Su, Minh C Tran, Nathan Wiebe, and Shuchen Zhu. “Theory of trotter error with commutator scaling”. In: *Physical Review X* 11.1 (2021), p. 011020.
- [Chi04] Andrew M Childs. “Quantum information processing in continuous time”. PhD thesis. Massachusetts Institute of Technology, 2004.

- [Cho+21] Kenneth Choi, Dean Lee, Joey Bonitati, Zhengrong Qian, and Jacob Watkins. “Rodeo algorithm for quantum computing”. In: *Physical Review Letters* 127.4 (2021), p. 040505.
- [CK22] Riley W Chien and Joel Klassen. “Optimizing fermionic encodings for both Hamiltonian and hardware”. In: *arXiv preprint arXiv:2210.05652* (2022).
- [Cle+98] Richard Cleve, Artur Ekert, Chiara Macchiavello, and Michele Mosca. “Quantum algorithms revisited”. In: *Proceedings of the Royal Society of London. Series A: Mathematical, Physical and Engineering Sciences* 454.1969 (1998), pp. 339–354.
- [Cli+22] Laura Clinton et al. “Towards near-term quantum simulation of materials”. In: *arXiv preprint arXiv:2205.15256* (2022).
- [Cli+23] Laura Clinton, Johannes Bausch, Joel Klassen, and Toby Cubitt. “Phase estimation of local Hamiltonians on NISQ hardware”. In: *New Journal of Physics* 25.3 (2023), p. 033027.
- [CN16] Joseph Carlson and Wittek Nazarewicz. *Exascale Requirements Review for Nuclear Physics*. Tech. rep. Lawrence Livermore National Lab.(LLNL), Livermore, CA (United States), 2016.
- [CRS99] Jiunn-Wei Chen, Gautam Rupak, and Martin J Savage. “Nucleon-nucleon effective field theory without pions”. In: *Nuclear Physics A* 653.4 (1999), pp. 386–412.
- [CS19] Andrew M. Childs and Yuan Su. “Nearly Optimal Lattice Simulation by Product Formulas”. In: *Physical Review Lett.* 123 (5 2019), p. 050503.
- [Cub23] Toby S Cubitt. “Dissipative ground state preparation and the Dissipative Quantum Eigensolver”. In: *arXiv preprint arXiv:2303.11962* (2023).
- [CW20] Riley W Chien and James D Whitfield. “Custom fermionic codes for quantum simulation”. In: *arXiv preprint arXiv:2009.11860* (2020).
- [CX+23] Yu-An Chen, Yijia Xu, et al. “Equivalence between fermion-to-qubit mappings in two spatial dimensions”. In: *PRX Quantum* 4.1 (2023), p. 010326.
- [Dav+21] Zohreh Davoudi et al. “Nuclear matrix elements from lattice QCD for electroweak and beyond-Standard-Model processes”. In: *Physics Reports* 900 (2021), pp. 1–74.
- [Dav+22] Zohreh Davoudi et al. “Report of the Snowmass 2021 Topical Group on Lattice Gauge Theory”. In: *arXiv preprint arXiv:2209.10758* (2022).
- [Der+21] Charles Derby, Joel Klassen, Johannes Bausch, and Toby Cubitt. “Compact fermion to qubit mappings”. In: *Physical Review B* 104 (3 2021), p. 035118.
- [DK21] Charles Derby and Joel Klassen. “A compact fermion to qubit mapping part 2: Alternative lattice geometries”. In: *arXiv preprint arXiv:2101.10735* (2021).
- [Dri+21] Christian Drischler et al. “Towards grounding nuclear physics in QCD”. In: *Progress in Particle and Nuclear Physics* 121 (2021), p. 103888.
- [DSS22] Zohreh Davoudi, Alexander F Shaw, and Jesse R Stryker. “General quantum algorithms for Hamiltonian simulation with applications to a non-Abelian lattice gauge theory”. In: *arXiv preprint arXiv:2212.14030* (2022).
- [Du+21a] Weijie Du, James P Vary, Xingbo Zhao, and Wei Zuo. “Ab initio nuclear structure via quantum adiabatic algorithm”. In: *arXiv preprint arXiv:2105.08910* (2021).
- [Du+21b] Weijie Du, James P Vary, Xingbo Zhao, and Wei Zuo. “Quantum simulation of nuclear inelastic scattering”. In: *Physical Review A* 104.1 (2021), p. 012611.
- [Dum+18] Eugene F Dumitrescu et al. “Cloud quantum computing of an atomic nucleus”. In: *Physical Review Letters* 120.21 (2018), p. 210501.
- [Eck95] Gerhard Ecker. “Chiral perturbation theory”. In: *Progress in Particle and Nuclear Physics* 35 (1995), pp. 1–80.

- [EHM09] Evgeny Epelbaum, Hans Werner Hammer, and Ulf-G Meißner. “Modern theory of nuclear forces”. In: *Reviews of Modern Physics* 81.4 (2009), p. 1773.
- [EM13] Evgeny Epelbaum and Ulf-G Meißner. “On the renormalization of the one-pion exchange potential and the consistency of Weinberg’s power counting”. In: *Few-Body Systems* 54.12 (2013), pp. 2175–2190.
- [Fae+08] Amand Faessler et al. “Quasiparticle random phase approximation uncertainties and their correlations in the analysis of neutrinoless double beta decay”. In: *arXiv preprint arXiv:0810.5733* (2008).
- [FMS00] Sean Fleming, Thomas Mehen, and Iain W Stewart. “NNLO corrections to nucleon–nucleon scattering and perturbative pions”. In: *Nuclear Physics A* 677.1–4 (2000), pp. 313–366.
- [GL21] Erik J Gustafson and Henry Lamm. “Toward quantum simulations of Z_2 gauge theory without state preparation”. In: *Physical Review D* 103.5 (2021), p. 054507.
- [GL84] Jürg Gasser and Heinrich Leutwyler. “Chiral perturbation theory to one loop”. In: *Annals of Physics* 158.1 (1984), pp. 142–210.
- [Gon+23] Daniel González-Cuadra et al. “Fermionic quantum processing with programmable neutral atom arrays”. In: *arXiv preprint arXiv:2303.06985* (2023).
- [Gri20] Harald W Grießhammer. “A consistency test of EFT power countings from residual cutoff dependence”. In: *The European Physical Journal A* 56.4 (2020), p. 118.
- [Gro+22] Particle Data Group et al. “Review of particle physics”. In: *Progress of Theoretical and Experimental Physics* 2022.8 (2022), p. 083C01.
- [GTC19] Yimin Ge, Jordi Tura, and J Ignacio Cirac. “Faster ground state preparation and high-precision ground energy estimation with fewer qubits”. In: *Journal of Mathematical Physics* 60.2 (2019).
- [Haa+21] Jeongwan Haah, Matthew B Hastings, Robin Kothari, and Guang Hao Low. “Quantum algorithm for simulating real time evolution of lattice Hamiltonians”. In: *SIAM Journal on Computing* 0 (2021), FOCS18–250.
- [Hag+14] Gaute Hagen, Thomas Papenbrock, M Hjorth-Jensen, and David J Dean. “Coupled-cluster computations of atomic nuclei”. In: *Reports on Progress in Physics* 77.9 (2014), p. 096302.
- [Has+14] Matthew B Hastings, Dave Wecker, Bela Bauer, and Matthias Troyer. “Improving quantum algorithms for quantum chemistry”. In: *arXiv preprint arXiv:1403.1539* (2014).
- [Her+16] Heiko Hergert, Scott K Bogner, Titus D Morris, Achim Schwenk, and Koshiroh Tsukiyama. “The in-medium similarity renormalization group: A novel ab initio method for nuclei”. In: *Physics reports* 621 (2016), pp. 165–222.
- [Her20] Heiko Hergert. “A guided tour of ab initio nuclear many-body theory”. In: *Frontiers in Physics* 8 (2020), p. 379.
- [Hig+07] Brendon L Higgins, Dominic W Berry, Stephen D Bartlett, Howard M Wiseman, and Geoff J Pryde. “Entanglement-free Heisenberg-limited phase estimation”. In: *Nature* 450.7168 (2007), pp. 393–396.
- [HKV20] Hans Werner Hammer, Sebastian König, and Ubirajara Van Kolck. “Nuclear effective field theory: status and perspectives”. In: *Reviews of Modern Physics* 92.2 (2020), p. 025004.
- [HLL20] Siddhartha Harmalkar, Henry Lamm, and Scott Lawrence. “Quantum simulation of field theories without state preparation”. In: *arXiv preprint arXiv:2001.11490* (2020).
- [Hol+20] Eric T Holland et al. “Optimal control for the quantum simulation of nuclear dynamics”. In: *Physical Review A* 101.6 (2020), p. 062307.
- [HPS22] Travis S Humble, Gabriel N Perdue, and Martin J Savage. “Snowmass Computational Frontier: Topical Group Report on Quantum Computing”. In: *arXiv preprint arXiv:2209.06786* (2022).
- [Jia+19] Zhang Jiang, Jarrod McClean, Ryan Babbush, and Hartmut Neven. “Majorana Loop Stabilizer Codes for Error Mitigation in Fermionic Quantum Simulations”. In: *Physical Review Applied* 12 (6 2019), p. 064041.

- [Jia+20] Zhang Jiang, Amir Kalev, Wojciech Mruczkiewicz, and Hartmut Neven. “Optimal fermion-to-qubit mapping via ternary trees with applications to reduced quantum states learning”. In: *Quantum* 4 (2020), p. 276.
- [JLP12] Stephen P Jordan, Keith SM Lee, and John Preskill. “Quantum algorithms for quantum field theories”. In: *Science* 336.6085 (2012), pp. 1130–1133.
- [JLP14] Stephen P Jordan, Keith S M Lee, and John Preskill. “Quantum Computation of Scattering in Scalar Quantum Field Theories”. In: *Quantum Info. Comput.* 14.11-12 (2014), pp. 1014–1080.
- [Jor+18] Stephen P Jordan, Hari Krovi, Keith S. M. Lee, and John Preskill. “BQP-completeness of scattering in scalar quantum field theory”. In: *Quantum* 2 (2018), p. 44.
- [Jor12] Poul Jorgensen. *Second quantization-based methods in quantum chemistry*. Elsevier, 2012.
- [JW28] Pascual Jordan and Eugene P Wigner. “Über das Paulische äquivalenzverbot”. In: *Zeitschrift für Physik* 47 (1928), pp. 631–651.
- [Kap20] David B Kaplan. “Convergence of nuclear effective field theory with perturbative pions”. In: *Physical Review C* 102.3 (2020), p. 034004.
- [Kiv+17] Ian D Kivlichan, Nathan Wiebe, Ryan Babbush, and Alán Aspuru-Guzik. “Bounding the costs of quantum simulation of many-body physics in real space”. In: *Journal of Physics A: Mathematical and Theoretical* 50.30 (2017), p. 305301.
- [Kiv+18] Ian D Kivlichan et al. “Quantum Simulation of Electronic Structure with Linear Depth and Connectivity”. In: *Physical Review Letters* 120 (11 2018), p. 110501.
- [Kiv+20] Ian D Kivlichan et al. “Improved Fault-Tolerant Quantum Simulation of Condensed-Phase Correlated Electrons via Trotterization”. In: *Quantum* 4 (2020), p. 296.
- [Kle+15] Nico Klein, Dean Lee, Weitao Liu, and Ulf-G Meißner. “Regularization methods for nuclear lattice effective field theory”. In: *Physics Letters B* 747 (2015), pp. 511–516.
- [KLM18] Nico Klein, Dean Lee, and Ulf -G Meißner. “Lattice improvement in lattice effective field theory”. In: *The European Physical Journal A* 54 (2018), pp. 1–8.
- [KOS07] Emanuel Knill, Gerardo Ortiz, and Rolando D Somma. “Optimal quantum measurements of expectation values of observables”. In: *Physical Review A* 75.1 (2007), p. 012328.
- [KRV09] Robert König, Ben W Reichardt, and Guifré Vidal. “Exact entanglement renormalization for string-net models”. In: *Physical Review B* 79.19 (2009), p. 195123.
- [KS19] Natalie Klco and Martin J Savage. “Digitization of scalar fields for quantum computing”. In: *Physical Review A* 99 (5 2019), p. 052335.
- [KSV02a] Alexei Yu Kitaev, Alexander Shen, and Mikhail N Vyalyi. *Classical and quantum computation*. 47. American Mathematical Soc., 2002.
- [KSV02b] Alexei Yu Kitaev, Alexander Shen, and Mikhail N Vyalyi. *Classical and quantum computation*. American Mathematical Society, 2002.
- [KSW96] David B Kaplan, Martin J Savage, and Mark B Wise. “Nucleon-nucleon scattering from effective field theory”. In: *Nuclear Physics B* 478.3 (1996), pp. 629–659.
- [KSW98] David B Kaplan, Martin J Savage, and Mark B Wise. “A New expansion for nucleon-nucleon interactions”. In: *Physics Letters B* 424.3-4 (1998), pp. 390–396.
- [KVS22] Tomotaka Kuwahara, Tan Van Vu, and Keiji Saito. “Optimal light cone and digital quantum simulation of interacting bosons”. In: *arXiv preprint arXiv:2206.14736* (2022).
- [LBS04] Dean Lee, Buğra Borasoy, and Thomas Schaefer. “Nuclear lattice simulations with chiral effective field theory”. In: *Physical Review C* 70 (1 2004), p. 014007.
- [LC17] Guang Hao Low and Isaac L Chuang. “Optimal Hamiltonian simulation by quantum signal processing”. In: *Physical Review Letters* 118.1 (2017), p. 010501.

- [LC19] Guang Hao Low and Isaac L Chuang. “Hamiltonian simulation by qubitization”. In: *Quantum* 3 (2019), p. 163.
- [Lee09] Dean Lee. “Lattice simulations for few-and many-body systems”. In: *Progress in Particle and Nuclear Physics* 63.1 (2009), pp. 117–154.
- [Leu94] Heinrich Leutwyler. “On the foundations of chiral perturbation theory”. In: *Annals of Physics* 235.1 (1994), pp. 165–203.
- [Llo96] Seth Lloyd. “Universal quantum simulators”. In: *Science* 273.5278 (1996), pp. 1073–1078.
- [LM19] Timo A Lähde and Ulf-G Meißner. *Nuclear lattice effective field theory: An introduction*. Vol. 957. Springer, 2019.
- [LMD21] Kristina D Launey, Alexis Mercenne, and Tomas Dytrych. “Nuclear dynamics and reactions in the ab initio symmetry-adapted framework”. In: *Annual Review of Nuclear and Particle Science* 71 (2021), pp. 253–277.
- [LT20] Lin Lin and Yu Tong. “Near-optimal ground state preparation”. In: *Quantum* 4 (2020), p. 372.
- [LT22] Lin Lin and Yu Tong. “Heisenberg-limited ground-state energy estimation for early fault-tolerant quantum computers”. In: *PRX Quantum* 3.1 (2022), p. 010318.
- [LW18] Guang Hao Low and Nathan Wiebe. *Hamiltonian simulation in the interaction picture*. arXiv:1805.00675. 2018.
- [Mac+18] Alexandru Macridin, Panagiotis Spentzouris, James Amundson, and Roni Harnik. “Electron-phonon systems on a universal quantum computer”. In: *Physical Review Letters* 121.11 (2018), p. 110504.
- [Mad+18] Lucas Madeira, Alessandro Lovato, Francesco Pederiva, and Kevin E. Schmidt. “Quantum Monte Carlo formalism for dynamical pions and nucleons”. In: *Physical Review C* 98 (3 2018), p. 034005.
- [Mas+22] Nishad Maskara et al. “Complexity Phase Diagram for Interacting and Long-Range Bosonic Hamiltonians”. In: *Physical Review Lett.* 129 (15 2022), p. 150604.
- [McA+20] Sam McArdle, Suguru Endo, Alán Aspuru-Guzik, Simon C Benjamin, and Xiao Yuan. “Quantum computational chemistry”. In: *Reviews of Modern Physics* 92.1 (2020), p. 015003.
- [McC+16] Jarrod R McClean, Jonathan Romero, Ryan Babbush, and Alán Aspuru-Guzik. “The theory of variational hybrid quantum-classical algorithms”. In: *New Journal of Physics* 18.2 (2016), p. 023023.
- [ME11] Ruprecht Machleidt and David Rodriguez Entem. “Chiral effective field theory and nuclear forces”. In: *Physics Reports* 503.1 (2011), pp. 1–75.
- [ML23] Conor Mc Keever and Michael Lubasch. “Classically optimized Hamiltonian simulation”. In: *Physical Review Research* 5.2 (2023), p. 023146.
- [Mol+16] Nikolaj Moll, Andreas Fuhrer, Peter Staar, and Ivano Tavernelli. “Optimizing qubit resources for quantum chemistry simulations in second quantization on a quantum computer”. In: *Journal of Physics A: Mathematical and Theoretical* 49.29 (2016), p. 295301.
- [Mot+20] Mario Motta et al. “Determining eigenstates and thermal states on a quantum computer using quantum imaginary time evolution”. In: *Nature Physics* 16.2 (2020), pp. 205–210.
- [Mue+23] Niklas Mueller et al. “Quantum computation of dynamical quantum phase transitions and entanglement tomography in a lattice gauge theory”. In: *PRX Quantum* 4.3 (2023), p. 030323.
- [NC10] Michael A Nielsen and Isaac L. Chuang. *Quantum Computation and Quantum Information*. Cambridge University Press, 2010.
- [Neg82] John W Negele. “The mean-field theory of nuclear structure and dynamics”. In: *Reviews of Modern Physics* 54.4 (1982), p. 913.
- [Ngu+22] Nhung H Nguyen et al. “Digital quantum simulation of the schwinger model and symmetry protection with trapped ions”. In: *PRX Quantum* 3.2 (2022), p. 020324.

- [NQ22] Petr Navratil and Sofia Quaglioni. “Ab Initio Nuclear Reaction Theory with Applications to Astrophysics”. In: *arXiv preprint arXiv:2204.01187* (2022).
- [NTK05] Andreas Nogga, Robert GE Timmermans, and Ubiraja van Kolck. “Renormalization of one-pion exchange and power counting”. In: *Physical Review C* 72.5 (2005), p. 054006.
- [NVR11] Tamara Nikšić, Dario Vretenar, and Peter Ring. “Relativistic nuclear energy density functionals: Mean-field and beyond”. In: *Progress in Particle and Nuclear Physics* 66.3 (2011), pp. 519–548.
- [NWZ09] Daniel Nagaj, Pawel Wocjan, and Yong Zhang. “Fast amplification of QMA”. In: *arXiv preprint arXiv:0904.1549* (2009).
- [OEI23] OEIS Foundation Inc. *The On-Line Encyclopedia of Integer Sequences*. Published electronically at <http://oeis.org>. 2023.
- [OH07] Eirik Ovrum and Morten Hjorth-Jensen. “Quantum computation algorithm for many-body studies”. In: *arXiv preprint arXiv:0705.1928* (2007).
- [OMa+16] Peter JJ O’Malley et al. “Scalable quantum simulation of molecular energies”. In: *Physical Review X* 6.3 (2016), p. 031007.
- [Ots+01] Takaharu Otsuka, Michio Honma, Takahiro Mizusaki, Noritaka Shimizu, and Yutaka Utsuno. “Monte Carlo shell model for atomic nuclei”. In: *Progress in Particle and Nuclear Physics* 47.1 (2001), pp. 319–400.
- [OTT19] Thomas E O’Brien, Brian Tarasinski, and Barbara M Terhal. “Quantum phase estimation of multiple eigenvalues for small-scale (noisy) experiments”. In: *New Journal of Physics* 21.2 (2019), p. 023022.
- [Per+14] Alberto Peruzzo et al. “A variational eigenvalue solver on a photonic quantum processor”. In: *Nature communications* 5.1 (2014), p. 4213.
- [Pér+23] Axel Pérez-Obiol et al. “Nuclear shell-model simulation in digital quantum computers”. In: *arXiv preprint arXiv:2302.03641* (2023).
- [PS14] Adam Paetznick and Krysta M. Svore. “Repeat-until-success: Non-deterministic decomposition of single-qubit unitaries”. In: *Quantum Information and Computation* 14.15-16 (2014), pp. 1277–1301.
- [Qia+21a] Wenyang Qian, Robert Basili, Soham Pal, Glenn Luecke, and James P Vary. “Solving hadron structures with variational quantum eigensolvers”. In: *arXiv preprint arXiv:2112.01927* (2021).
- [Qia+21b] Zhengrong Qian et al. “Demonstration of the rodeo algorithm on a quantum computer”. In: *arXiv preprint arXiv:2110.07747* (2021).
- [RC18] Alessandro Roggero and Joseph Carlson. “Linear response on a quantum computer”. In: *arXiv preprint arXiv:1804.01505* (2018).
- [Rog+20a] Alessandro Roggero, Chenyi Gu, Alessandro Baroni, and Thomas Papenbrock. “Preparation of excited states for nuclear dynamics on a quantum computer”. In: *Physical Review C* 102.6 (2020), p. 064624.
- [Rog+20b] Alessandro Roggero, Andy CY Li, Joseph Carlson, Rajan Gupta, and Gabriel N Perdue. “Quantum computing for neutrino-nucleus scattering”. In: *Physical Review D* 101.7 (2020), p. 074038.
- [RS23] Caroline EP Robin and Martin J Savage. “Quantum Simulations in Effective Model Spaces (I): Hamiltonian Learning-VQE using Digital Quantum Computers and Application to the Lipkin-Meshkov-Glick Model”. In: *arXiv preprint arXiv:2301.05976* (2023).
- [Rub+23] Nicholas C Rubin et al. “Quantum computation of stopping power for inertial fusion target design”. In: *arXiv preprint arXiv:2308.12352* (2023).
- [Rus+22] Luis Alvarez Ruso et al. “Theoretical tools for neutrino scattering: interplay between lattice QCD, EFTs, nuclear physics, phenomenology, and neutrino event generators”. In: *arXiv preprint arXiv:2203.09030* (2022).
- [RWW22] Gumaro Rendon, Jacob Watkins, and Nathan Wiebe. “Improved Error Scaling for Trotter Simulations through Extrapolation”. In: *arXiv preprint arXiv:2212.14144* (2022).

- [SBC22] Ionel Stetcu, Alessandro Baroni, and Joseph Carlson. “Projection algorithm for state preparation on quantum computers”. In: *arXiv preprint arXiv:2211.10545* (2022).
- [Sch03] Stefan Scherer. “Introduction to chiral perturbation theory”. In: *Advances in Nuclear Physics, Volume 27* (2003), pp. 277–538.
- [Set+19] Kanav Setia, Sergey Bravyi, Antonio Mezzacapo, and James D. Whitfield. “Superfast encodings for fermionic quantum simulation”. In: *Physical Review Research* 1 (3 2019), p. 033033.
- [Sha+20] Alexander F Shaw, Pavel Lougovski, Jesse R Stryker, and Nathan Wiebe. “Quantum algorithms for simulating the lattice Schwinger model”. In: *Quantum* 4 (2020), p. 306.
- [SHC21] Yuan Su, Hsin-Yuan Huang, and Earl T Campbell. “Nearly tight Trotterization of interacting electrons”. In: *Quantum* 5 (2021), p. 495.
- [She+19] Omar Shehab et al. “Toward convergence of effective-field-theory simulations on digital quantum computers”. In: *Physical Review A* 100.6 (2019), p. 062319.
- [SHF14] Krysta M. Svore, Matthew B. Hastings, and Michael Freedman. “Faster phase estimation”. In: *Quantum Information and Computation* 14.3-4 (2014), pp. 306–328.
- [SM23] Ansgar Schubert and Christian B Mendl. “Trotter error with commutator scaling for the Fermi-Hubbard model”. In: *arXiv preprint arXiv:2306.10603* (2023).
- [Som15] Rolando D Somma. “Quantum simulations of one dimensional quantum systems”. In: *arXiv preprint arXiv:1503.06319* (2015).
- [Som19] Rolando D Somma. “Quantum eigenvalue estimation via time series analysis”. In: *New Journal of Physics* 21.12 (2019), p. 123025.
- [SPK13] Raphael Dias da Silva, Einar Pius, and Elham Kashefi. “Global quantum circuit optimization”. In: *arXiv preprint arXiv:1301.0351* (2013).
- [SS11] Stefan Scherer and Matthias R Schindler. *A primer for chiral perturbation theory*. Vol. 830. Springer Science & Business Media, 2011.
- [ŞS21] Burak Şahinoğlu and Rolando D Somma. “Hamiltonian simulation in the low-energy subspace”. In: *npj Quantum Information* 7.1 (2021), p. 119.
- [Ste+22] Torin F Stetina, Anthony Ciavarella, Xiaosong Li, and Nathan Wiebe. “Simulating effective qed on quantum computers”. In: *Quantum* 6 (2022), p. 622.
- [Su+21] Yuan Su, Dominic W Berry, Nathan Wiebe, Nicholas Rubin, and Ryan Babbush. “Fault-tolerant quantum simulations of chemistry in first quantization”. In: *PRX Quantum* 2.4 (2021), p. 040332. eprint: arXiv: 2105.12767.
- [Suz91] Masuo Suzuki. “General theory of fractal path integrals with applications to many-body theories and statistical physics”. In: *Journal of Mathematical Physics* 32.2 (1991), pp. 400–407.
- [SW18] Mark Steudtner and Stephanie Wehner. “Fermion-to-qubit mappings with varying resource requirements for quantum simulation”. In: *New Journal of Physics* 20.6 (2018), p. 063010.
- [Tew+20] Ingo Tews, Zohreh Davoudi, Andreas Ekström, Jason D Holt, and Joel E Lynn. “New ideas in constraining nuclear forces”. In: *Journal of Physics G: Nuclear and Particle Physics* 47.10 (2020), p. 103001.
- [THL] MSJ Tepaske, D Hahn, and DJ Luitz. “Optimal compression of quantum many-body time evolution operators into brickwall circuits, 2022. doi: 10.48550”. In: *arXiv preprint arXiv:2205.03445* ().
- [Til+22] Jules Tilly et al. “The variational quantum eigensolver: a review of methods and best practices”. In: *Physics Reports* 986 (2022), pp. 1–128.
- [Ton+22] Yu Tong, Victor V Albert, Jarrod R McClean, John Preskill, and Yuan Su. “Provably accurate simulation of gauge theories and Bosonic Systems”. In: *Quantum* 6 (2022), p. 816.
- [Tra+19] Minh C. Tran et al. “Locality and Digital Quantum Simulation of Power-Law Interactions”. In: *Physical Review X* 9 (3 2019), p. 031006.

- [Tur+22] Francesco Turro et al. “Imaginary-time propagation on a quantum chip”. In: *Physical review A* 105.2 (2022), p. 022440.
- [Tur+23] Francesco Turro et al. “A quantum-classical co-processing protocol towards simulating nuclear reactions on contemporary quantum hardware”. In: *arXiv preprint arXiv:2302.06734* (2023).
- [Val+17] Manuel Pavón Valderrama et al. “Power counting in peripheral partial waves: The singlet channels”. In: *Physical Review C* 95.5 (2017), p. 054001.
- [Van20] Ubirajara Van Kolck. “The problem of renormalization of chiral nuclear forces”. In: *Frontiers in Physics* 8 (2020), p. 79.
- [Van99] Ubirajara Van Kolck. “Effective field theory of short-range forces”. In: *Nuclear Physics A* 645.2 (1999), pp. 273–302.
- [VC05] Frank Verstraete and Juan Ignacio Cirac. “Mapping local Hamiltonians of fermions to local Hamiltonians of spins”. In: *Journal of Statistical Mechanics: Theory and Experiment* 2005.09 (2005).
- [Wec+14] Dave Wecker, Bela Bauer, Bryan K Clark, Matthew B Hastings, and Matthias Troyer. “Gate-count estimates for performing quantum chemistry on small quantum computers”. In: *Physical Review A* 90.2 (2014), p. 022305.
- [Wec+15] Dave Wecker et al. “Solving strongly correlated electron models on a quantum computer”. In: *Physical Review A* 92.6 (2015), p. 062318.
- [Wei90] Steven Weinberg. “Nuclear forces from chiral Lagrangians”. In: *Phys. Lett. B* 251 (1990), pp. 288–292.
- [Wei91] Steven Weinberg. “Effective chiral Lagrangians for nucleon-pion interactions and nuclear forces”. In: *Nucl. Phys. B* 363 (1991), pp. 3–18.
- [WHT16] James D Whitfield, Vojtěch Havlíček, and Matthias Troyer. “Local spin operators for fermion simulations”. In: *Physical Review A* 94.3 (2016), p. 030301.
- [Wie+10] Nathan Wiebe, Dominic Berry, Peter Hoyer, and Barry C Sanders. “Higher order decompositions of ordered operator exponentials”. In: *Journal of Physics A: Mathematical and Theoretical* 43.6 (2010), p. 065203.
- [WL+19] Shaowei Wu, Bingwei Long, et al. “Perturbative NN scattering in chiral effective field theory”. In: *Physical Review C* 99.2 (2019), p. 024003.
- [YB03] Yongle Yu and Aurel Bulgac. “Energy density functional approach to superfluid nuclei”. In: *Physical Review Letters* 90.22 (2003), p. 222501.
- [YC21] Changhao Yi and Elizabeth Crosson. “Spectral Analysis of Product Formulas for Quantum Simulation”. In: *arXiv preprint arXiv:2102.12655* (2021).
- [Zha+22] Qi Zhao, You Zhou, Alexander F Shaw, Tongyang Li, and Andrew M Childs. “Hamiltonian simulation with random inputs”. In: *Physical Review Letters* 129.27 (2022), p. 270502.