

Minimizing Weighted Sum Age of Information with Open-Loop Cyclic Scheduling

Ege Orkun Gamgam, Nail Akar, *Senior Member, IEEE*, and Sennur Ulukus, *Fellow, IEEE*

Abstract—We study the scheduling problem in a status update system composed of an arbitrary number of information sources with different service time distributions and weights for the purpose of minimizing the weighted sum age of information (AoI). In particular, we study *open-loop* schedulers which rely only on the statistics (specifically, only on the first two moments) of the source service times, in contrast to closed-loop schedulers that also make use of the actual realizations of the service times and the AoI processes in making scheduling decisions. Open-loop scheduling policies can be constructed off-line and are simpler to implement compared to their closed-loop counterparts. We consider the generate-at-will (GAW) model, and develop an analytical method to calculate the exact AoI for the probabilistic and cyclic open-loop schedulers. In both cases, the server initiates the sampling of a source and the ensuing transmission of the update packet from the source to the server in an open-loop manner; either based on a certain probability (probabilistic scheme) or according to a deterministic cyclic pattern (cyclic scheme). We derive the optimum open-loop cyclic scheduling policy in closed form for the specific case of $N = 2$ sources and propose well-performing heuristic cyclic schedulers for general number of sources, i.e., $N > 2$. We study the proposed cyclic schedulers against probabilistic schedulers and several existing methods in the literature to validate their effectiveness.

Index Terms—Age of information (AoI), multi-source status update systems, cyclic schedulers, probabilistic schedulers.

I. INTRODUCTION

Timely delivery of time-sensitive updates plays a vital role in networked control and remote monitoring systems. In multi-source status update systems, for each information source- n , $n = 1, 2, \dots, N$, an associated random process is sampled with the sample values written into information packets. These packets are subsequently collected by a server to be forwarded towards the destination(s), e.g., a base station (BS), of the information sources [1], [2]. Depending on the underlying application, either the collection or the forwarding phase may require a scheduling action, i.e., deciding on which source to collect from or which information packet to forward, at a given scheduling instant.

A widely studied instrument to quantify timeliness is the age of information (AoI) process for source- n which is defined as the random process $\Delta_n(t) = t - u_n(t)$ where $u_n(t)$ is the

E. O. Gamgam is with ASELSAN Inc., 06800 Ankara, (e-mail: gamgam@ee.bilkent.edu.tr).

N. Akar is with the Electrical and Electronics Engineering Department, Bilkent University, Ankara, Turkey (e-mail: akar@ee.bilkent.edu.tr). Part of this work is done during the sabbatical visit of N. Akar to University of Maryland, MD, USA, which is supported in part by the Scientific and Technological Research Council of Turkey (Tübitak) 2219-International Postdoctoral Research Fellowship Program.

S. Ulukus is with the Department of Electrical and Computer Engineering, University of Maryland, MD, USA (e-mail: ulukus@umd.edu).

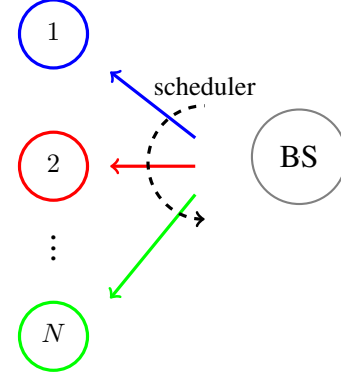


Fig. 1: Information packets from N information sources are collected by the base station (BS).

generation time of the last status update packet received at the destination from source- n . Sample paths of the AoI process $\Delta_n(t)$ increase in time with unit slope with abrupt drops at packet reception instances. On the other hand, the peak AoI (PAoI) process is obtained by sampling the AoI process just before the packet reception instants. In the generate-at-will (GAW) model, the server decides when a source is sampled along with the transmission of its status update packet.

In this paper, we study the scheduling of the transmission of time-sensitive information packets generated by source- n , $n = 1, 2, \dots, N$, towards the BS of a cellular network for the GAW scenario in a continuous-time setting; see Fig. 1. The information sources use different modulation and coding schemes depending on their distance from the BS, and therefore, have heterogeneous (or asymmetric) packet service times denoted by random variable S_n , with mean s_n , second moment q_n , and squared coefficient of variation c_n which is the ratio of the variance to the squared mean, for source- n . We also assume that the deployed modulation, coding, and ARQ schemes ensure that packet transmission errors are negligible.

In order to provide system level freshness, the goal of the scheduler is to minimize the weighted sum AoI, or system AoI, which is defined as the weighted sum of the mean values of the individual AoI processes. We note that the general service time model we assume in this paper is different than the widely used deterministic service time model used for slotted systems, which are studied extensively in the existing AoI literature with heterogeneous packet error probabilities; see [1]–[3]. We note that the latter model becomes a sub-case of the former one when the same packet is to be re-transmitted at each instant the packet is errored. However, the two models do not overlap when the re-transmission policy is general, or when

the scheduler is unaware of whether packet errors took place or not.

The scheduling problem with an age minimization goal is known to be an NP-hard problem in general heterogeneous multi-source settings [4]. However, some special cases are shown to be tractable in [4] along with their optimality conditions. Two main types of schedulers stand out in the literature, namely, closed-loop and open-loop schedulers. Closed-loop schedulers make use of the actual realizations of the service times and/or of the resultant individual AoI processes in making scheduling decisions. For example, age-aware schedulers such as max-weight or Whittle-index policies (see [3], [5], [6]) fall into this category. On the other hand, open-loop schedulers are age-agnostic and they rely only on the a priori statistical information related to the per-source service times in addition to source weights. Open-loop schedulers can be probabilistic or cyclic, depending on whether the scheduler chooses to serve information sources with certain probabilities [7], or according to a fixed pattern of transmissions which repeats itself [8]. Open-loop scheduling policies can be developed offline and their implementation complexities are much lower than their closed-loop counterparts. The focus of this paper is on open-loop scheduling for system AoI minimization.

Our contributions are as follows: 1) We develop a method to calculate the mean AoI of an information source for a probabilistic scheduler with given transmission probabilities and for a cyclic scheduler with given transmission patterns for GAW systems using only the first two moments of the service times. 2) We derive the optimum cyclic scheduler for the case of two sources. We show that the optimum schedule is in the form of transmitting a number of subsequent updates for one of the sources followed by transmitting a single update for the other source. We obtain the parameters of this policy in closed-form, and show that they depend only on the first and second moments of the source service times in addition to the source weights. 3) Based on the analytical method we have developed, we propose a heuristic search-based cyclic scheduler for the case of general number of sources. The proposed scheme works very effectively in comparison with optimum probabilistic scheduling. 4) We propose additional heuristic mechanisms for reusing the proposed GAW schedulers for certain random arrival (RA) scenarios where information packets are generated according to a random process and the scheduling takes place when the server is to forward the collected information packets towards their destination.

The remainder of the paper is organized as follows. Section II overviews the related work. Section III presents the system model. Section IV develops the analytical method to obtain the system AoI when open-loop scheduling (probabilistic or cyclic) is used in a GAW status update system. Section V derives the optimum open-loop cyclic scheduler for GAW in closed-form for the case of two sources. Section VI gives a heuristic search-based scheduler. Section VII presents numerical results. Finally, Section VIII concludes the paper.

II. RELATED WORK

There has been a surge of interest on AoI modeling and optimization since the concept of AoI was first introduced

in a single-source, single-server queuing system setting [9]. The surveys [1] and [2] examine in detail the existing work in this field while laying out several open problems. For the RA multi-source models, stochastic hybrid systems (SHS) approach is proposed by [10] for obtaining the mean AoI for various buffer management schemes. A closed-form expression for the average age of each source in a globally preemptive M/G/1/1 status update system is studied using the detour flow graph method in [11]. The SHS approach is also extended to obtain the moment generating function (MGF) and also the higher moments of AoI in various works [12]–[15].

The heavy traffic regime for RA with per-source queuing when the packet arrival rates from all sources approach infinity, is known to reduce to the GAW scenario. A recent approach different than SHS is proposed in [7] for finding the distribution of AoI in multi-source probabilistic GAW and also RA servers that are equipped with a single packet buffer, using absorbing Markov chains. However, for GAW servers, [7] requires the use of phase-type service times, which is required when the interest is on the distribution of AoI. When the interest is on the mean AoI only (as in the current paper), then one does not need the distributions of the service times as an input. Hence, the current work is different than [7] since the mean AoI values will be shown to be dependent only on the first two moments of the per-source service times for both probabilistic and cyclic GAW schedulers.

For scheduling to minimize AoI, [16] considers a multi-source system with identically distributed per-source service times, and shows that for any given sampling strategy, the maximum age first (MAF) strategy provides the best age performance among all scheduling strategies. [17] proposes an age-based scheduler that combines age with the inter-arrival times of incoming packets in scheduling decisions to achieve improved information freshness. Although the analytical results are obtained for only heavy-traffic, its numerical results reveal that the proposed algorithm achieves desirable freshness performance for lighter loads as well. [3] and [18] consider an asymmetric discrete-time wireless network with a BS serving multiple traffic streams using per-source queuing under the assumption of synchronized and random information packet arrivals, respectively, and propose nearly optimal age-based schedulers and age-agnostic randomized schedulers. [19] and [20] study the minimization of AoI subject to timely throughput constraints, whereas [21] considers an energy constraint. [22] develops distributed CSMA-type protocols for single-hop wireless networks, and [23] considers a spatially distributed random access wireless network for AoI minimization.

Our scheduling work is most closely related to [8], [24] where a general design framework (Eywa) is proposed to build high-performance cyclic schedulers for AoI-related optimization and decision problems. However, [8] is based on a discrete-time setting with deterministic service times (one slot duration) whereas in our work, we study generally distributed service times in a continuous-time setting. Our model may be more suitable for physical layer networks for which users can choose an appropriate modulation, coding, and ARQ scheme depending on their distance from the BS, whereas the framework [8] is more suitable when this flexibility is not

present. Moreover, we allow general service times to be able to accurately characterize the underlying physical layer.

III. SYSTEM MODEL

We consider the status update system in Fig. 1 with N information sources indexed by $n = 1, 2, \dots, N$ each of which generating samples of an associated random process with the sampled values carried inside the information packets to be sent to a BS which is the destination of the status update system. Service times of source- n packets, denoted by S_n , time required for transmission of source- n information packets to the BS, are i.i.d. and have a general distribution with MGF denoted by $G_n(s) = \mathbb{E}[e^{sS_n}]$, mean $s_n = \mathbb{E}[S_n] = G'_n(0)$, second moment $q_n = \mathbb{E}[S_n^2] = G''_n(0)$, variance $v_n = q_n - s_n^2$, and squared coefficient of variation $c_n = \frac{v_n}{s_n^2}$. The per-source service times are independent of each other and there are no packet errors. We let Δ_n denote the steady-state random variable for the associated AoI process observed at the BS for source- n , $n = 1, \dots, N$. We define the system AoI as the mean of the weighted age random variable $\Delta = \sum_{n=1}^N w_n \Delta_n$,

$$\mathbb{E}[\Delta] = \sum_{n=1}^N w_n \mathbb{E}[\Delta_n], \quad (1)$$

where the source weights w_n s reflect the relative urgency of the individual sources.

The probabilistic GAW (P-GAW) server chooses an information source for sampling and transmission with probability p_n with $\sum_{n=1}^N p_n = 1$, i.e., work-conserving server, at a scheduling instant. Once the transmission of a source- n packet is completed (which requires a duration of S_n), a new scheduling instant is initiated.

The cyclic GAW (C-GAW) server works with a given cycle length $K \geq N$ and a pattern row vector (or pattern in short) with $P = [P_0, P_1, \dots, P_{K-1}]$ of size K such that $P_k \in \{1, 2, \dots, N\}$. The resulting C-GAW scheduler initiates the sampling and transmission of source- P_k information packet at scheduling instants $k+iK$, $i \in \mathbb{Z}^+$, where \mathbb{Z}^+ denotes the set of non-negative integers. Let $\alpha_P(n)$, $n = 1, \dots, N$ denote the number of times that source- n appears in the pattern vector P . Note that $\alpha_P(n) > 0$, for all n , for the pattern to be feasible, i.e., yield a bounded weighted AoI. For convenience, we denote by s_P , v_P and q_P , the mean, variance, and the second moment, respectively, of the sum of the service times needed to transmit the entire pattern P ,

$$s_P = \sum_{i=0}^{K-1} s_{P_i}, \quad v_P = \sum_{i=0}^{K-1} v_{P_i}, \quad q_P = v_P + s_P^2 \quad (2)$$

as individual service times within a pattern are independent.

IV. ANALYTICAL METHOD

In this section, we provide expressions for the mean AoI for source- n , $\mathbb{E}[\Delta_n]$, for P-GAW and C-GAW schedulers.

Let $S_{n,k}$ denote the service time of the k th transmission of source- n and let $\tilde{S}_{n,k}$ denote the time duration between the end of the k th transmission and the beginning of the $(k+1)$ st transmission of source- n . Note that $\tilde{S}_{n,k}$ is the sum of the service

times of all information packets generated from sources other than source- n between two successive transmissions of source- n . Common to both types of schedulers, the k th cycle of the AoI process $\Delta_n(t)$ starts from the value $S_{n,k}$ and increases with unit slope for a duration of $\tilde{S}_{n,k} + S_{n,k+1}$ until it hits the value $S_{n,k} + \tilde{S}_{n,k} + S_{n,k+1}$ at which point a new cycle is initiated which will start from the value $S_{n,k+1}$. The duration of, and the area under $\Delta_n(t)$ throughout the k th cycle, denoted by $T_{n,k}$ and $A_{n,k}$, respectively, are

$$T_{n,k} = \tilde{S}_{n,k} + S_{n,k+1} \quad (3)$$

$$A_{n,k} = S_{n,k}(\tilde{S}_{n,k} + S_{n,k+1}) + \frac{1}{2}(\tilde{S}_{n,k} + S_{n,k+1})^2. \quad (4)$$

Note that the asymptotically stationary discrete-time random process $T_{n,k}$ has the same limiting marginal distribution, i.e., $T_{n,k} \sim T_n$, i.e., $\lim_{k \rightarrow \infty} \mathbb{P}[T_{n,k} \leq x] = \mathbb{P}[T_n \leq x]$, for all $x \geq 0$. Similarly, $A_{n,k} \sim A_n$ and $\tilde{S}_{n,k} \sim \tilde{S}_n$, for the random variables A_n and \tilde{S}_n , respectively. Let random variable \tilde{S}_n have the MGF $\tilde{G}_n(s) = \mathbb{E}[e^{s\tilde{S}_n}]$, mean $\tilde{s}_n = \mathbb{E}[\tilde{S}_n]$, second moment $\tilde{q}_n = \mathbb{E}[\tilde{S}_n^2]$, and variance $\tilde{v}_n = \tilde{q}_n - \tilde{s}_n^2$ and squared coefficient of variation $\tilde{c}_n = \frac{\tilde{v}_n}{\tilde{s}_n^2}$.

The mean AoI for source- n , $\mathbb{E}[\Delta_n]$ is then written as the following ratio, see e.g., [1],

$$\mathbb{E}[\Delta_n] = \frac{\mathbb{E}[A_n]}{\mathbb{E}[T_n]}, \quad (5)$$

which then can be written in terms of the parameters s_n , q_n (or v_n or c_n), \tilde{s}_n , and \tilde{q}_n (or \tilde{v}_n or \tilde{c}_n), as

$$\mathbb{E}[\Delta_n] = \frac{2s_n^2 + 4s_n\tilde{s}_n + q_n + \tilde{q}_n}{2(s_n + \tilde{s}_n)} \quad (6)$$

$$= \frac{(3s_n + \tilde{s}_n)(s_n + \tilde{s}_n) + v_n + \tilde{v}_n}{2(s_n + \tilde{s}_n)} \quad (7)$$

$$= \frac{s_n^2(c_n + 3) + \tilde{s}_n^2(\tilde{c}_n + 1) + 4s_n\tilde{s}_n}{2(s_n + \tilde{s}_n)}. \quad (8)$$

In order to find $\mathbb{E}[\Delta_n]$, we need to calculate the first two moments of \tilde{S}_n , which depend on how the scheduling actions are made. In the next two sub-sections, we will specialize the general eqn. (6) for P-GAW and C-GAW scheduling schemes.

A. P-GAW

We first focus on P-GAW and source- n . Between every two successive source- n transmissions, we have $K_n \geq 0$ transmissions from other sources where K_n has a delayed geometric distribution with parameter p_n . Hence, the probability generating function (PGF) of K_n denoted by $H_n(z) = \mathbb{E}[z^{K_n}]$ is given by,

$$H_n(z) = \frac{p_n}{1 - (1 - p_n)z}. \quad (9)$$

Note that \tilde{S}_n corresponds to the sum of the service times of K_n transmissions from the sources other than source- n . Each of the K_n transmissions belongs to source- m with probability $p_m/(1 - p_n)$, $m \neq n$. Let V_n denote the service time of any one of these transmissions. Therefore, using the method of

collective marks described in [25], we write the MGF of \tilde{S}_n as follows,

$$\tilde{G}_n(s) = \frac{p_n}{1 - (1 - p_n)\mathbb{E}[e^{sV_n}]} \quad (10)$$

$$= \frac{p_n}{1 - \sum_{m \neq n} p_m G_m(s)}. \quad (11)$$

We differentiate $\tilde{G}_n(s)$ twice to obtain \tilde{s}_n and \tilde{q}_n ,

$$\tilde{s}_n = \tilde{G}'_n(0) = \frac{\sum_{m \neq n} p_m s_m}{p_n} \quad (12)$$

$$\tilde{q}_n = \tilde{G}''_n(0) = \frac{\sum_{m \neq n} p_m q_m}{p_n} + \frac{2(\sum_{m \neq n} p_m s_m)^2}{p_n^2}. \quad (13)$$

Substituting the expressions (12) and (13) into (6), we obtain the mean AoI for any of the sources for P-GAW.

B. C-GAW

Recall that for a given pattern P with pattern length K , source- n appears $\alpha_P(n)$ times in the frame. Let $\tilde{P}(n, k)$, $k = 0, 1, \dots, \alpha_P(n) - 1$, denote the sub-pattern obtained by deleting all entries in the original pattern except for the entries between the k th and $(k+1)$ st (modulo $\alpha_P(n)$) appearances of source- n , excluding the end points. As an example, consider source-1 for a scenario with $N = 3$ and

$$K = 7, \quad P = [3 \ 1 \ 2 \ 3 \ 1 \ 3 \ 2]. \quad (14)$$

In this case, $\alpha_P(1) = 2$, and we have two sub-patterns for source-1,

$$\tilde{P}(1, 0) = [2 \ 3], \quad \tilde{P}(1, 1) = [3 \ 2 \ 3]. \quad (15)$$

Notice that sub-patterns are not feasible. Recalling the definitions in (2), it is not difficult to write

$$\tilde{s}_n = \frac{1}{\alpha_P(n)} \sum_{k=1}^{\alpha_P(n)} s_{\tilde{P}(n, k-1)}, \quad \tilde{q}_n = \frac{1}{\alpha_P(n)} \sum_{k=1}^{\alpha_P(n)} q_{\tilde{P}(n, k-1)}. \quad (16)$$

Similar to P-GAW, we obtain $\mathbb{E}[\Delta_n]$ for C-GAW by substituting the expressions (16) into (6).

V. OPTIMUM C-GAW SERVER FOR TWO SOURCES

In this section, we have $N = 2$ sources. Let us start with an arbitrary pattern P having cycle length $K \geq 2$ composed of $K_1 \geq 1$ and $K_2 \geq 1$ updates, for source-1 and source-2, respectively, with $K = K_1 + K_2$. We define a placement vector r (resp. z) of size K_1 (resp. K_2) such that r_k , $k = 0, 1, \dots, K_1 - 1$ (resp. z_k , $k = 0, 1, \dots, K_2 - 1$) is equal to the number of source-2 (resp. source-1) transmissions that take place between the k th and $(k+1)$ st modulo K_1 (resp. modulo K_2) appearances of source-1 (resp. source-2) in the pattern P . Note that r_k (resp. z_k) corresponds to the length of the sub-pattern $\tilde{P}(1, k)$ (resp. $\tilde{P}(2, k)$).

Subsequently, the C-GAW scheduling policy for $N = 2$ sources is characterized with the triple $\pi = (K_1, K_2, r) \in \Pi$, $K_1 \geq 1$, $K_2 \geq 1$, and $\sum_{k=1}^{K_1} r_{k-1} = K_2$, where Π denotes all feasible scheduling policies. When a policy π is employed at the C-GAW server, the system AoI obtained with this policy

is defined as $\mathbb{E}[\Delta^\pi] = w_1 \mathbb{E}[\Delta_1^\pi] + w_2 \mathbb{E}[\Delta_2^\pi]$, where the term $\mathbb{E}[\Delta_n^\pi]$ is the mean AoI for source- n attained under policy π . An optimum update policy, denoted by π^* , is one that minimizes the system AoI among all feasible policies $\pi \in \Pi$, and is not necessarily unique.

The next lemma is crucial for obtaining the optimum policy.

Lemma 1. *For a two-source C-GAW server, and for a given scheduling pattern P with cycle length K and number of source-1 and source-2 updates K_1 and K_2 , such that $K = K_1 + K_2$, and $\gamma = K/K_1$, the optimum placement vector for source-1 $r^* = [r_0^*, \dots, r_{K_1-1}^*]$ which jointly minimizes the mean AoI for both sources is given as follows. When $\gamma \in \mathbb{Z}$,*

$$r_{k-1}^* = \gamma - 1, \quad 1 \leq k \leq K_1, \quad (17)$$

and when $\gamma \notin \mathbb{Z}$,

$$r_{k-1}^* = \begin{cases} \lfloor \gamma \rfloor - 1, & 1 \leq k \leq K_1 \lfloor \gamma \rfloor - K, \\ \lfloor \gamma \rfloor, & K_1 \lfloor \gamma \rfloor - K < k \leq K_1. \end{cases} \quad (18)$$

Proof. Without loss of generality, let us assume $K_1 \leq K_2$. In order to find $\mathbb{E}[\Delta_1]$, we employ (6), and also (16) together with (2), for the special case of $N = 2$, to first write

$$\tilde{s}_1 = \frac{K_2 s_2}{K_1}, \quad \tilde{q}_1 = \frac{K_2 v_2}{K_1} + \frac{s_2^2}{K_1} \sum_{k=1}^{K_1} r_{k-1}^2, \quad (19)$$

in order to express the expected AoI of the first source $\mathbb{E}[\Delta_1]$ as,

$$\mathbb{E}[\Delta_1] = \frac{K_1(2s_1^2 + q_1) + K_2(4s_1 s_2 + q_2 - s_2^2) + s_2^2 \sum_{k=1}^{K_1} r_{k-1}^2}{2(K_1 s_1 + K_2 s_2)}. \quad (20)$$

To minimize (20), it is sufficient to minimize the expression $\sum_{k=1}^{K_1} r_{k-1}^2$ under the constraint $\sum_{k=1}^{K_1} r_{k-1} = K_2$, one solution to which is given in (17)-(18). Similarly, we can write the expected AoI of the second source $\mathbb{E}[\Delta_2]$ as

$$\mathbb{E}[\Delta_2] = \frac{K_2(2s_2^2 + q_2) + K_1(4s_1 s_2 + q_1 - s_1^2) + s_1^2 \sum_{k=1}^{K_2} z_{k-1}^2}{2(K_1 s_1 + K_2 s_2)}. \quad (21)$$

Now, to minimize (21), it is also sufficient to minimize the expression $\sum_{k=1}^{K_2} z_{k-1}^2$ under the constraint $\sum_{k=1}^{K_2} z_{k-1} = K_1$. Since $K_1 \leq K_2$ and $K_1 + K_2 = K$, we have $K/K_2 \leq 2$. Then, $\mathbb{E}[\Delta_2]$ is minimized if the entries in its placement vector are either 0 or 1 since $K/K_2 \leq 2$ and the number of 1s should be K_1 . Obviously, such selection of placement vector z for source-2 is already achieved with the selection of placement vector r for source-1 as given in (17)-(18). Thus, the selection of placement vector for source-1 in (17)-(18) simultaneously minimizes expected ages of both sources, completing the proof. \square

As an illustrative example for Lemma 1, when the cycle length is fixed to $K = 7$ and the number of source-1 updates is fixed to $K_1 = 3$, the optimal policy is obtained as $(7, 3, [1, 1, 2])$, whose update pattern is given as

$$P = [1 \ 2 \ 1 \ 2 \ 1 \ 2 \ 2]. \quad (22)$$

From Lemma 1, we focus only on policies $\pi = (K_1, K_2) \in \Pi'$, $K_n \geq 1, n = 1, 2$, that use the optimum placement vector, which is equivalent to the policy $\pi = (K_1, K_2, r)$ where the placement vector r is employed according to Lemma 1.

The next lemma further narrows down the candidate set of optimum policies.

Lemma 2. *For a two-source C-GAW server, the optimum policy is either in the form $\pi = (K_1, 1)$ or $(1, K_2)$.*

Proof. Let us be given a policy $\pi = (K_1, K_2) \in \Pi'$ with $K = K_1 + K_2$, $K_1 \leq K_2$ and $\gamma = K/K_1$ with the placement vector r obtained according to Lemma 1. When $\gamma \in \mathbb{Z}$, then the policy (K_1, K_2) is already equivalent to the policy $(1, \gamma - 1)$.

Now, consider the case $\gamma \notin \mathbb{Z}$. Let us define two auxiliary policies $\pi_a = (1, \lfloor \gamma \rfloor - 1)$ and $\pi_b = (1, \lceil \gamma \rceil)$. The system AoI obtained with the policy π can be written as,

$$\mathbb{E}[\Delta^\pi] = \frac{t_a \mathbb{E}[\Delta^{\pi_a}] + t_b \mathbb{E}[\Delta^{\pi_b}]}{t_a + t_b}, \quad (23)$$

where

$$t_a = (s_2(\lfloor \gamma \rfloor - 1) + s_1)(K_1 \lceil \gamma \rceil - K), \quad (24)$$

$$t_b = (s_2(\lceil \gamma \rceil - 1) + s_1)(K_1 - K_1 \lceil \gamma \rceil + K). \quad (25)$$

Note that (23) immediately reveals that either π_a or π_b should give a lesser system AoI than the original policy $\pi = (K_1, K_2)$ from which we conclude that the optimum policy must be in the form $(1, K_2)$. When $K_1 > K_2$, one can swap the sources and follow the same lines of the above proof to show that the optimum policy can alternatively be in the form $(K_1, 1)$. \square

Let us first focus only on the policies of the form $\pi = (K_1, 1)$ and apply convex optimization to find the best value of K_1 , denoted by K_1^* , that minimizes the system AoI. For this purpose, the mean AoI for each of the two sources obtained with policy $(K_1, 1)$ are first written in terms of the parameter K_1 using (6) (see also (20) and (21)) as,

$$\mathbb{E}[\Delta_1] = \frac{K_1(2s_1^2 + q_1) + 4s_1s_2 + q_2}{2(K_1s_1 + s_2)}, \quad (26)$$

$$\mathbb{E}[\Delta_2] = \frac{K_1^2s_1^2 + K_1(4s_1s_2 + q_1 - s_1^2) + 2s_2^2 + q_2}{2(K_1s_1 + s_2)}. \quad (27)$$

Relaxing the integer nature of K_1 , we write the first and second derivatives of the system AoI as a function of $x \in \mathbb{R}$ by replacing each occurrence of K_1 in the system AoI expression by the real-valued variable x ,

$$\frac{d}{dx} \mathbb{E}[\Delta] = \frac{w_2s_1}{2} - \frac{w_2s_1\psi_1}{2(s_2 + xs_1)^2}, \quad (28)$$

$$\frac{d^2}{dx^2} \mathbb{E}[\Delta] = \frac{w_2s_1^2\psi_1}{(s_2 + xs_1)^3}, \quad (29)$$

where

$$\psi_1 = \frac{1}{s_1w_2}(s_1q_2 - q_1s_2 + (w_1 + 1)s_1^2s_2 - w_2s_2^2s_1). \quad (30)$$

We note that if $\psi_1 < 0$, then from (28), the function $\mathbb{E}[\Delta]$ is a monotonically increasing function of x in which case $K_1^* = 1$. On the other hand, if ψ_1 is positive, then from (29), the function $\mathbb{E}[\Delta]$ is a convex function of x , and using

the KKT optimality conditions [26], we find the value of the parameter x , denoted by x^* , for which the expression in (28) when evaluated at x^* becomes zero. Consequently, we obtain

$$x^* = \frac{\sqrt{\psi_1} - s_2}{s_1}. \quad (31)$$

If $x^* \leq 1$ which occurs when $\psi_1 \leq (s_1 + s_2)^2$, then $K_1^* = 1$. Otherwise, if $x^* \in \mathbb{Z}$, then $K_1^* = x^*$ and if $x^* \notin \mathbb{Z}$ then K_1^* is either $\lfloor x^* \rfloor$ or $\lceil x^* \rceil$ depending on which of the two choices yields a lower system AoI.

We now repeat the same analysis for policies in the form of $\pi = (1, K_2)$ and obtain K_2^* , that minimizes the system AoI for all such policies. For this purpose, we write the mean AoI for the two sources obtained with the policy $(1, K_2)$ using (6) (see also (20) and (21)) as,

$$\mathbb{E}[\Delta_1] = \frac{K_2^2s_2^2 + K_2(4s_1s_2 + q_2 - s_2^2) + 2s_1^2 + q_1}{2(K_2s_2 + s_1)}, \quad (32)$$

$$\mathbb{E}[\Delta_2] = \frac{K_2(2s_2^2 + q_2) + 4s_1s_2 + q_1}{2(K_2s_2 + s_1)}, \quad (33)$$

Relaxing the integer nature of K_2 , we write the first and second derivatives of the system AoI as a function of $y \in \mathbb{R}$ upon replacing each occurrence of K_2 in the system AoI expression by the real-valued variable y ,

$$\frac{d}{dy} \mathbb{E}[\Delta] = \frac{w_1s_2}{2} - \frac{w_1s_2\psi_2}{2(s_1 + ys_2)^2}, \quad (34)$$

$$\frac{d^2}{dy^2} \mathbb{E}[\Delta] = \frac{w_1s_2^2\psi_2}{(s_1 + ys_2)^3}, \quad (35)$$

where

$$\psi_2 = \frac{1}{s_2w_1}(s_2q_1 - q_2s_1 + (w_2 + 1)s_2^2s_1 - w_1s_1^2s_2). \quad (36)$$

Similar to the previous analysis, if $\psi_2 < 0$, from (34), the function $\mathbb{E}[\Delta]$ is a monotonically increasing function of y in which case $K_2^* = 1$. If ψ_2 is positive, then from (35), the function $\mathbb{E}[\Delta]$ is a convex function of y . Consequently, we obtain the value of the parameter y , denoted by y^* , for which the expression (34) when evaluated at y^* becomes zero,

$$y^* = \frac{\sqrt{\psi_2} - s_2}{s_1}. \quad (37)$$

If $y^* \leq 1$ which occurs when $\psi_2 \leq (s_1 + s_2)^2$, then $K_2^* = 1$. Otherwise, if $y^* \in \mathbb{Z}$, then $K_2^* = y^*$ and when $y^* \notin \mathbb{Z}$, then K_2^* is either $\lfloor y^* \rfloor$ or $\lceil y^* \rceil$ depending on which of the two choices yields a lower system AoI. Finally, the optimum policy is either $(K_1^*, 1)$ or $(1, K_2^*)$, depending on which one gives rise to a lower system AoI.

Theorem 1 below provides a closed-form expression for the optimum C-GAW server for the case of two sources.

Theorem 1. *Consider the system AoI minimization problem for the two-source C-GAW server with the expressions for the parameters ψ_1 , x^* , ψ_2 , and y^* given in equations (30), (31), (36), and (37), respectively. The inequality $\psi_n > (s_1 + s_2)^2$ cannot hold for the two sources simultaneously. If $\psi_n \leq (s_1 + s_2)^2$, $n = 1, 2$, then the round robin policy $(1, 1)$ is the optimum policy. If $\psi_1 > (s_1 + s_2)^2$, then $(1, \lfloor x^* \rfloor)$ or $(1, \lceil x^* \rceil)$ is the optimum policy depending on which one*

results in a lower system AoI using (26) and (27). Similarly, if $\psi_2 > (s_1 + s_2)^2$, then $(\lfloor y^* \rfloor, 1)$ or $(\lceil y^* \rceil, 1)$ is the optimum policy depending on which one results in a lower system AoI using (32) and (33).

Proof. We first prove by contradiction that $\psi_n > (s_1 + s_2)^2$ cannot hold for both values of n . Let us first assume,

$$\psi_n = a_n(s_1 + s_2)^2, \quad (38)$$

where $a_n > 1$ for $n = 1, 2$. It is not difficult to show using (30) and (36) that the following holds,

$$\psi_1 w_2 s_1 + \psi_2 w_1 s_2 = s_1 s_2 (s_1 + s_2), \quad (39)$$

Substituting (38) in the expression in (39), we obtain

$$\frac{a_2(s_1 + s_2)}{s_1} w_1 + \frac{a_1(s_1 + s_2)}{s_2} w_2 = 1, \quad (40)$$

which cannot hold since $w_1 + w_2 = 1$, and therefore, the left hand side of (40) must be strictly larger than 1 contradicting the assumption (38). The rest of the proof simply follows from the derivations from (26) to (37). \square

VI. INSERTION SEARCH (IS) SCHEDULING ALGORITHM

In the previous section, we found the optimum scheduler for $N = 2$ sources for C-GAW. Optimum scheduling for general $N > 2$ sources for C-GAW remains an open problem. In this section, we propose a heuristic search-based scheduler called insertion search (IS) for general numbers of sources. For the description of the IS algorithm, we first define the insertion operator $g(P, n, k)$, for $1 \leq n \leq N$, $0 \leq k < K$, which maps the original frame P with cycle length K , to a new pattern P' with cycle length $K + 1$, which is obtained by inserting a source- n transmission before the k th element of P for $k = 0, 1, \dots, K - 1$. As an example, let P be given as in (14). Then, $g(P, 1, 6)$ is obtained by inserting a source-1 transmission just before the 6th entry of P ,

$$g(P, 1, 6) = [3 \ 1 \ 2 \ 3 \ 1 \ 3 \ 1 \ 2]. \quad (41)$$

Given these definitions, we first start with the round robin (RR) policy (sources are served one after the other, in a repeating sequence) as our initial policy which results in an initial pattern P such that $P_i = i + 1, 0 \leq i \leq N - 1$ with cycle length N which gives the minimum system AoI among all cyclic schedulers with cycle length less than or equal to N . This stems from the observation that patterns with cycle length strictly less than N are not feasible, and the RR policy is the only feasible policy with cycle length N . Subsequently, at each iteration of our proposed algorithm, our goal is to find a pattern P' with cycle length $K + 1$, using the pattern P with cycle length K through the use of insertion operations only. At this stage, we find the best such pattern P' in terms of system AoI by searching through each of the sources and their insertion position. This step requires the computation of system AoI for less than NK patterns since the patterns $g(P, n, k)$ and $g(P, n, k + 1)$ (modulo K) are equivalent when $P_k = n$. If we can reduce the system AoI by this method by increasing the cycle length, we repeat the process. This process is terminated

if the maximum cycle length K_{max} is reached or we cannot reduce the system AoI by increasing the cycle length by one.

The pseudo-code for IS is given in Algorithm 1 that outputs a pattern P^* of size at most K_{max} , where we use the notation $SAoI(P)$ to denote the system AoI of pattern P which can be calculated by following the procedure detailed in Section IV. Note that IS provides the optimum solution for $N = 2$ from Theorem 1. To see this, if the optimum solution is $(1, 1)$ then IS will start from the pattern $[1 \ 2]$ and will choose not to insert a source since the system AoI would be higher upon an insertion. Otherwise, if the solution is in the form $(K_1^*, 1)$ (or $(1, K_2^*)$), then from Theorem 1 and Lemma 1, it will never be possible to insert a source-2 (source-1) transmission in order to reduce the system AoI at any step of the IS algorithm. Hence, IS will eventually find the optimum solution for $N = 2$ using linear search rather than the closed form expression given in Theorem 1. The advantage in using IS stems from its applicability to general $N > 2$ scenarios.

Algorithm 1 Pseudo-code for IS

Input: $N, w_n, s_n, q_n, 1 \leq n \leq N, K_{max}$;

Output: P^* ;

```

 $K \leftarrow N$ ;
 $P \leftarrow [1 \ 2 \ \dots \ N]$ ;
 $SAoI \leftarrow SAoI(P)$ ;
 $C \leftarrow 1$ ;
while  $C = 1$  and  $K < K_{max}$  do
   $K \leftarrow K + 1$ ;
   $P^* \leftarrow P$ ;
   $C \leftarrow 0$ ;
  for  $n = 1$  to  $N$  do
    for  $k = 0$  to  $K - 1$  do
      if  $P_k \neq n$  then
         $P' \leftarrow g(P, n, k)$ ;
         $SAoI' \leftarrow SAoI(P')$ ;
        if  $SAoI' < SAoI$  then
           $P^* \leftarrow P'$ ;
           $SAoI \leftarrow SAoI'$ ;
           $K^* \leftarrow K$ ;
           $C \leftarrow 1$ ;
        end if
      end if
    end for
  end for
   $P \leftarrow P^*$ ;
end while

```

A. Computational Complexity of IS

Finding the system AoI of a feasible pattern requires $O(NK)$ (floating point) operations for a pattern with size K and N sources from the equations (2), (6) and (16). On the other hand, the IS algorithm needs to calculate the system AoI for each candidate source for insertion and the associated insertion point. Therefore, the IS algorithm requires at most $O(N^2 K^2)$ operations when the IS algorithm is to decide whether to change the cycle length from K to $K + 1$. Let K^*

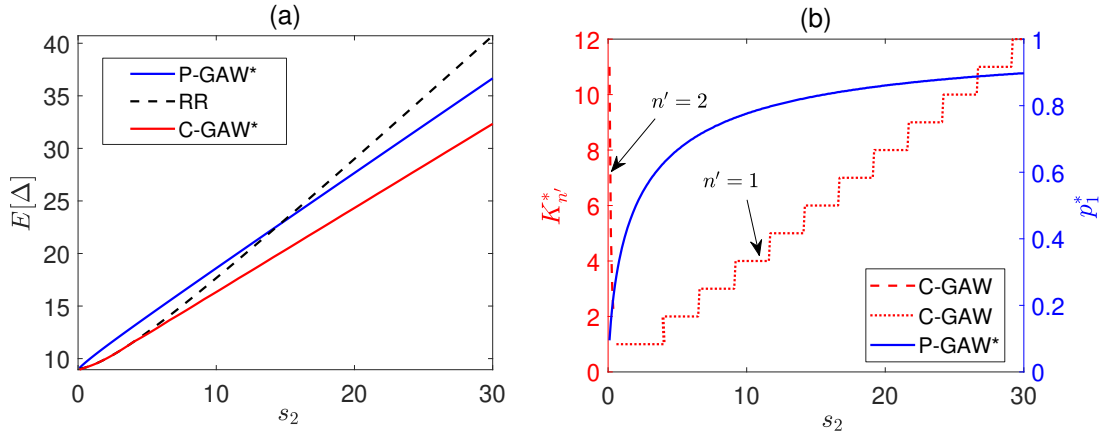


Fig. 2: (a) System AoI $\mathbb{E}[\Delta]$, (b) p_1^* for P-GAW* and $K_{n'}^*$ for C-GAW*, depicted as a function of s_2 for exponentially distributed service times when $w_1 = 4$, $w_2 = 0.8$ and $s_1 = 5$.

denote the optimum cycle length found by the IS algorithm when $K_{max} \rightarrow \infty$. Therefore, the overall computational complexity of IS is $O(N^2 \bar{K}^3)$ where $\bar{K} = \min(K^*, K_{max})$, which is to be compared against an exhaustive search (ES) algorithm which requires $O(N^K)$ operations for finding the best pattern with cycle length K .

VII. NUMERICAL EXAMPLES

A. GAW Status Updates for Two Sources

In this subsection, we focus on the case $N = 2$, for which we have obtained the optimum cyclic scheduler in Section V.

In the first example, we consider the GAW model with exponentially distributed service times, i.e., $q_n = 2s_n^2$, $n = 1, 2$, for the case $s_1 = 5$, $w_1 = 0.8$ and $w_2 = 0.2$. C-GAW* refers to the optimum policy given in Theorem 1. For benchmarking purposes, we also study the RR and the P-GAW* policies, the latter obtained by solving the system AoI for P-GAW using the technique described in Section IV and employing exhaustive search over the transmission probabilities to obtain the optimum probabilities p_n^* , $n = 1, 2$, which yields the minimum system AoI among all possible probabilistic schedulers.

The system AoI is depicted in Fig. 2(a) as a function of s_2 for the three cases: P-GAW*, RR, C-GAW*. When C-GAW* deviates from RR, we let n' denote the source which requires $K_{n'}^* > 1$ transmissions for the C-GAW* server, whereas when they are equal, we fix $n' = 1$ and $K_{n'}^* = 1$. The parameter p_1^* for P-GAW* and the parameter $K_{n'}^*$ for C-GAW* are depicted in Fig. 2(b). Fig. 2(a) reveals that the system AoI obtained with RR is lower than that of the optimum probabilistic P-GAW* server for a wide range of s_2 values despite the fact that RR server does not take into consideration the individual source weights or service time statistics. Moreover, the system AoI obtained with the C-GAW* server is consistently lower than that of the other two servers and this performance gap also grows with increasing s_2 . We conclude from this example that it is beneficial to use cyclic scheduling when compared to probabilistic and round robin scheduling for weighted sum AoI minimization.

In the second example, we use the same weights as before and exponentially distributed service times for source-1 with

$s_1 = 5$. However, the service times for source-2 are now generally distributed with mean $s_2 = 15$. The system AoI is plotted in Fig. 3(a) for the three cases: P-GAW*, RR, C-GAW*, and the parameters p_1^* and K_1^* are plotted in Fig. 3(b), as a function of the second moment of the source-2 service time, q_2 , for all values of which $n' = 1$. We observe that the C-GAW* server progressively favors source-1, i.e., K_1^* is increased, for increasing q_2 values. We also observe the adverse effect of the second moment of service times on system AoI and also its impact on the optimum policy. Moreover, C-GAW* server consistently outperforms the other two and the performance gap increases with increased q_2 values. This example illustrates the importance of second moment of the service times on AoI performance in addition to the first moment.

B. RA Status Updates with Two Sources

In this example, we consider the RA model with Poisson packet arrivals with intensity λ_n from source- n . We assume in this example that the server is equipped with a single packet buffer (or waiting room). When a transmission of an information packet is over, the next packet to transmit is the one in the waiting room for the RA server. When the buffer is empty, an arriving packet from any of the two sources joins the buffer if the server is busy and the buffer is empty, or starts receiving service if the server is idle.

Different server architectures from the existing literature are considered based on the buffer management scheme that is used. One such architecture is the RA-SB server for which an arriving source- n packet replaces the source- m packet in the buffer with probability $p_{n,m}$ whereas self-replacement probabilities $p_{n,n}$ are set to one [7]. Two dimensional exhaustive search for the optimal cross-replacement probabilities $p_{1,2}^*$ and $p_{2,1}^*$ using the analytical model [7] gives rise to the optimal RA-SB policy denoted by RA-SB*. We also study the LCFS-W (last come first serve - preemption in waiting) server studied in [10] which is a sub-case of RA-SB in which all replacement probabilities $p_{n,m}$ are set to one. The third studied server architecture is the SPS (single packet per source) [27] where

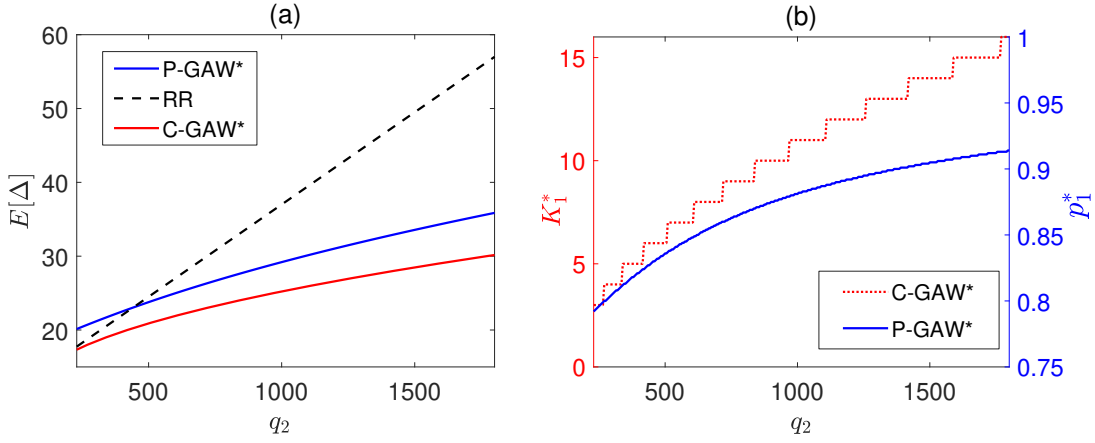


Fig. 3: (a) System AoI $\mathbb{E}[\Delta]$ (b) p_1^* for P-GAW* and K_1^* for C-GAW* ($n' = 1$ for this example in all cases), depicted as a function of $q_2 \geq 225$, when $w_1 = 0.8, w_2 = 0.2, s_1 = 5, s_2 = 15$.

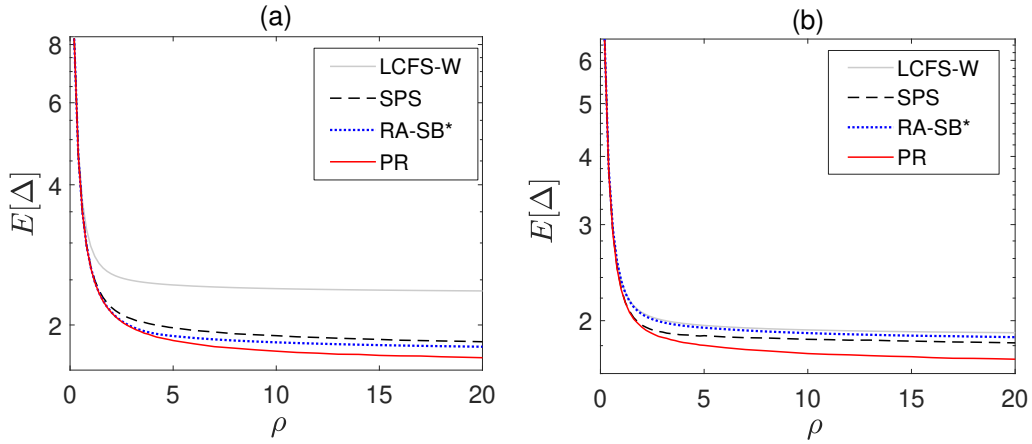


Fig. 4: System AoI as a function of system load ρ when $w_1 = 0.8, w_2 = 0.8, s_1 = 0.5, s_2 = 1$ under exponential service times for the RA model (a) scenario A, (b) scenario B.

the system, i.e., the server and the buffer together, can contain at most one packet for each source.

As the final server architecture, we propose PR (pattern-based replacement) inspired from the optimum C-GAW* policy which is described next. We first obtain the optimal parameters n' and $K_{n'}^*$ for the associated GAW system with the same parameters without paying attention to the packet arrival rates. We then let n'' denote the source other than n' . In the proposed PR policy, we always use self-replacement but for cross-replacement purposes, we maintain a counter C which is incremented whenever a source- n' packet starts service and is cleared when a source- n'' packet starts service. Let us first assume that source- n' is in service. When $0 < C < K_{n'}^*$, an arriving source- n' packet replaces the source- n'' packet in the buffer. Otherwise, the source- n' packet waiting in the buffer is replaced by the arriving source- n'' packet. Let us now assume that source- n'' is in service in which case an arriving source- n' packet always replaces the source- n'' packet in the buffer. Therefore, the PR policy tries to follow the GAW pattern to the extent possible by proper buffer management.

In order to compare these four servers, we set $s_1 = 0.5, s_2 = 1, w_1 = 0.8$ and $w_2 = 0.2$. Two different choices for the arrival rates are considered. In scenario A, we have $\lambda_1 = \lambda_2$, and in scenario B, $\lambda_n \propto \sqrt{w_n/s_n}$, where the latter choice is also used in [7] since it gives rise to the smallest weighted sum PAoI for the corresponding bufferless system. The system AoIs for the four servers RA-SB*, LCFS-W, SPS and PR, are plotted with respect to the system load $\rho = \sum_{i=1}^2 \lambda_i s_i$ in Fig. 4 for the two scenarios, where all results are obtained with the analytical method of [7] except for the PR policy for which simulations are used.

We observe for scenario A that the PR policy consistently outperforms other studied policies for all system loads whereas RA-SB* provides closest performance to the PR policy and also LCFS-W performs poorly in this scenario. For scenario B, i.e., when the arrival rates are chosen more favorably, the performances of the LCFS-W, SBS and RA-SB* policies are similar for all system loads whereas they are outperformed by the PR policy. However, in this scenario, SPS provides the closest performance to PR. Although we do not have results

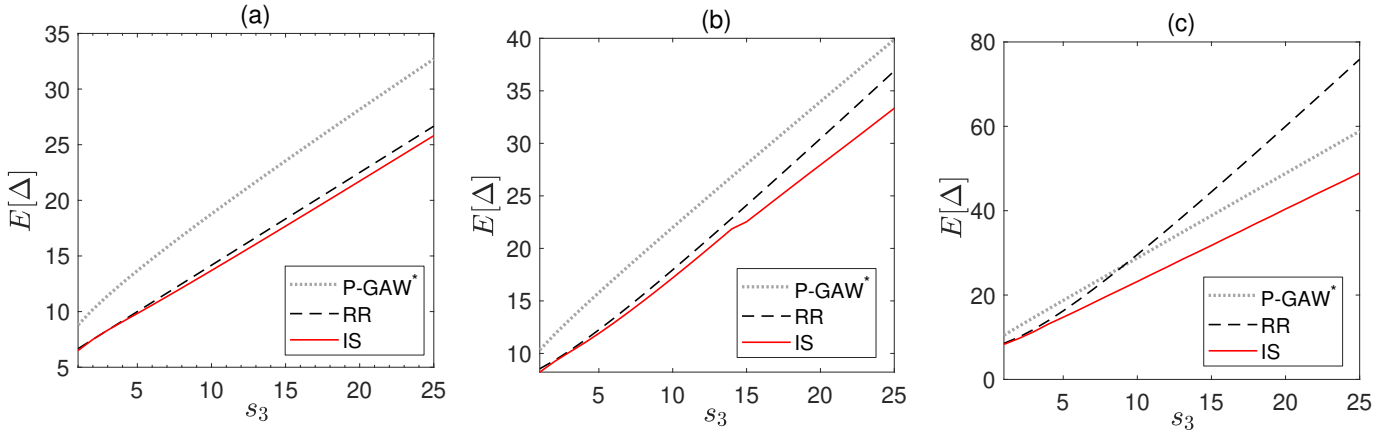


Fig. 5: System AoI as a function of s_3 obtained with P-GAW*, RR, and IS, when $s_1 = 2, s_2 = 5, w_n = 1/3, \forall n$ (a) $c_n = 0, \forall n$, (b) $c_n = 1, \forall n$, (c) $c_1 = 0, c_2 = 1, c_3 = 5$.

on the optimality of PR, we conclude from this example that optimum GAW policies can successfully be used to produce well-performing scheduling and buffer management policies for RA scenarios as well.

C. GAW Status Updates for Three Sources

In this example, we fix $N = 3$ and employ uniform weights, i.e., $w_n = 1/3, n = 1, 2, 3$. The parameters s_1 and s_2 are fixed to 2 and 5, respectively. Then, the mean service time s_3 is varied to obtain the system AoI using three policies, namely RR, P-GAW* and IS, the latter one implementing Algorithm 1 with $K_{max} \rightarrow \infty$, which is depicted in Fig. 5 for three different scenarios: a) deterministic service times, i.e., $c_n = 0$ for all sources, b) exponentially distributed service times, i.e., $c_n = 1$ for all sources, c) varying squared coefficient of variation across the three sources with the choice of $c_1 = 0, c_2 = 1, c_3 = 5$. In all the scenarios, IS outperforms the P-GAW* and RR policies as in the $N = 2$ case when IS is equivalent to the optimum cyclic scheduler C-GAW*. The RR scheduler performs closely to IS in terms of system AoI for deterministic service times even when the mean service times are different for the information sources. However, the gap between IS and RR is larger when the service times are not deterministic but exponentially distributed. In Fig. 5(c), the variability in service times is different for each source and in this case, the system AoI is penalized severely when RR is used especially for larger values of s_3 . In all the cases we have studied, IS outperformed P-GAW* consistently.

VIII. CONCLUSIONS

We study open-loop schedulers for multi-source generate-at-will status update systems. First, we present a numerically efficient analytical method for finding the means of the individual AoI processes for both probabilistic and cyclic open-loop schedulers. The analytical expressions obtained for cyclic scheduling are then used to derive the optimum cyclic scheduler for the special case of two sources. We conclude from the two-source examples that it is far more advantageous to employ a cyclic scheduler as opposed to probabilistic

scheduling, for weighted sum AoI minimization. This optimum scheduler is used as a basis for a buffer management algorithm for a random arrival status update system with two sources. Numerical examples show that the proposed buffer management algorithm is very effective in reducing the system AoI when compared with conventional methods. Finally, for the case of status update systems involving three or more information sources, a search-based heuristic cyclic scheduler is proposed whose effectiveness in system AoI reduction is shown through numerical examples. Future work is needed for optimum scheduling for random arrivals and also development of heuristic scheduling algorithms that can scale to hundreds of information sources. Moreover, extension of the proposed method to the case of non-zero packet error probabilities, is another interesting research direction.

REFERENCES

- [1] R. D. Yates, Y. Sun, D. R. Brown, S. K. Kaul, E. Modiano, and S. Ulukus, "Age of information: An introduction and survey," *IEEE Journal on Selected Areas in Communications*, vol. 39, no. 5, pp. 1183–1210, May 2021.
- [2] A. Kosta, N. Pappas, and V. Angelakis, "Age of information: A new concept, metric, and tool," *Foundations and Trends in Networking*, vol. 12, no. 3, pp. 162–259, 2017.
- [3] I. Kadota, A. Sinha, E. Uysal-Biyikoglu, R. Singh, and E. Modiano, "Scheduling policies for minimizing age of information in broadcast wireless networks," *IEEE/ACM Transactions on Networking*, vol. 26, no. 6, pp. 2637–2650, 2018.
- [4] Q. He, D. Yuan, and A. Ephremides, "Optimal link scheduling for age minimization in wireless systems," *IEEE Transactions on Information Theory*, vol. 64, no. 7, pp. 5381–5394, 2018.
- [5] A. Maatouk, S. Kriouile, M. Assad, and A. Ephremides, "On the optimality of the Whittle's index policy for minimizing the age of information," *IEEE Transactions on Wireless Communications*, vol. 20, no. 2, pp. 1263–1277, 2021.
- [6] S. Kriouile, M. Assaad, and A. Maatouk, "On the global optimality of Whittle's index policy for minimizing the age of information," *IEEE Transactions on Information Theory*, vol. 68, no. 1, pp. 572–600, 2022.
- [7] N. Akar and E. O. Gamgam, "Distribution of age of information in status update systems with heterogeneous information sources: An absorbing Markov chain-based approach," *IEEE Communications Letters*, vol. 27, no. 8, pp. 2024–2028, 2023.
- [8] C. Li, S. Li, Q. Liu, Y. T. Hou, W. Lou, and S. Kompella, "Eywa: A general approach for scheduler design in AoI optimization," in *IEEE Infocom*, May 2023.
- [9] S. Kaul, R. D. Yates, and M. Gruteser, "Real-time status: How often should one update?" in *IEEE Infocom*, March 2012.

- [10] R. D. Yates and S. K. Kaul, "The age of information: Real-time status updating by multiple sources," *IEEE Transactions on Information Theory*, vol. 65, no. 3, pp. 1807–1827, March 2019.
- [11] E. Najm and E. Telatar, "Status updates in a multi-stream M/G/1/1 preemptive queue," in *IEEE Infocom*, April 2018.
- [12] R. D. Yates, "The age of information in networks: Moments, distributions, and sampling," *IEEE Transactions on Information Theory*, vol. 66, no. 9, pp. 5712–5728, 2020.
- [13] M. A. Abd-Elmagid and H. S. Dhillon, "Closed-form characterization of the MGF of AoI in energy harvesting status update systems," *IEEE Transactions on Information Theory*, vol. 68, no. 6, pp. 3896–3919, 2022.
- [14] M. Moltafet, M. Leinonen, and M. Codreanu, "Moment generating function of age of information in multisource M/G/1/1 queueing systems," *IEEE Transactions on Communications*, vol. 70, no. 10, pp. 6503–6516, 2022.
- [15] A. Maatouk, M. Assaad, and A. Ephremides, "Analysis of an age-dependent stochastic hybrid system," in *IEEE ISIT*, June 2022.
- [16] A. M. Bedewy, Y. Sun, S. Kompella, and N. B. Shroff, "Optimal sampling and scheduling for timely status updates in multi-source networks," *IEEE Transactions on Information Theory*, vol. 67, no. 6, pp. 4019–4034, 2021.
- [17] C. Joo and A. Eryilmaz, "Wireless scheduling for information freshness and synchrony: Drift-based design and heavy-traffic analysis," *IEEE/ACM Transactions on Networking*, vol. 26, no. 6, pp. 2556–2568, Dec. 2018.
- [18] I. Kadota and E. Modiano, "Minimizing the age of information in wireless networks with stochastic arrivals," *IEEE Transactions on Mobile Computing*, vol. 20, no. 3, pp. 1173–1185, 2021.
- [19] I. Kadota, A. Sinha, and E. Modiano, "Scheduling algorithms for optimizing age of information in wireless networks with throughput constraints," *IEEE/ACM Transactions on Networking*, vol. 27, no. 4, pp. 1359–1372, 2019.
- [20] E. Fountoulakis, T. Charalambous, A. Ephremides, and N. Pappas, "Scheduling policies for AoI minimization with timely throughput constraints," *IEEE Transactions on Communications*, vol. 71, no. 7, pp. 3905–3917, 2023.
- [21] K. Saurav and R. Vaze, "Scheduling to minimize age of information with multiple sources," *IEEE Journal on Selected Areas in Information Theory*, vol. 4, pp. 539–550, 2023.
- [22] V. Tripathi, N. Jones, and E. Modiano, "Fresh-CSMA: A distributed protocol for minimizing age of information," in *IEEE Infocom*, May 2023.
- [23] N. Jones and E. Modiano, "Minimizing age of information in spatially distributed random access wireless networks," in *IEEE Infocom*, May 2023.
- [24] C. Li, "Optimizing information freshness in wireless networks," Ph.D. dissertation, Virginia Polytechnic Institute and State University, 2023.
- [25] L. Kleinrock, *Queueing Systems. Volume 1: Theory*. Wiley-Interscience, 1975.
- [26] S. P. Boyd, and L. Vandenberghe, *Convex Optimization*. Cambridge University Press, 2004.
- [27] M. Moltafet, M. Leinonen, and M. Codreanu, "Moment generating function of the AoI in a two-source system with packet management," *IEEE Wireless Communications Letters*, vol. 10, no. 4, pp. 882–886, 2021.