

Quantumness Measure from Phase Space Distributions

Ole Steuernagel^{1,2,*} and Ray-Kuang Lee^{1,3,4,5}

¹*Institute of Photonics Technologies, National Tsing Hua University, Hsinchu 30013, Taiwan*

²*Tulane University, New Orleans, LA 70118, USA*

³*Department of Physics, National Tsing Hua University, Hsinchu 30013, Taiwan*

⁴*Physics Division, National Center for Theoretical Sciences, Taipei 10617, Taiwan*

⁵*Center for Quantum Science and Technology, Hsinchu, 30013, Taiwan*

(Dated: November 30, 2023)

A recent approach [Bohmann and Agudelo, Phys. Rev. Lett. 124, 133601 (2020)] allows for the discriminating and noise-tolerant detection of non-classical behaviour of quantum states. But it does not provide a *sensitive measure* for the quantumness of states; to date no such measure is known. We amend Bohmann and Agudelo’s approach such that it inherits the multiple strengths of the original proposal whilst providing a quantumness measure, Ξ . Ξ is discriminating, exquisitely sensitive and grows monotonically with an increase in the system’s non-classical excitations.

Introduction.— To date no *discriminating and sensitive measure* for the quantumness of a system state W is known [1].

Our measure $\Xi[W]$ is designed to be *discriminating*: whenever a state is non-classical, the measure yields a non-zero, positive value for its quantumness; and to act *sensitively*: increases of non-classical excitations in a system yield monotonically increasing values for Ξ .

Our measure does not yield negative values, it is zero when a state lacks non-classical features, see Supplement 2.

Here, we derive an expression for such a measure Ξ and establish that it behaves *suitably*, by which we mean: as a *discriminating and sensitive measure*.

We primarily focus on one-dimensional (single-mode continuous) systems. For such systems there are two or three signatures—or central aspects—of a state being quantum: it is coherent, it is widely spread out (across phase space) or also highly squeezed in some locations [2].

The associated trends are: the more spread out or also squeezed a state is, whilst at the same time being coherent across phase space, the higher a state’s quantumness.

$\Xi[W]$ is based on Bohmann and Agudelo’s functional $\xi[W]$ that maps quantum states $W(x,p)$ onto a phase space-based *non-classicality criterion function* $\xi(x,p)$ [x and p are position and momentum] [3]. If somewhere in phase space $\xi(x,p) < 0$, then non-classical behaviour of the quantum state is *detected*. If $\xi \geq 0$, then the state is classical [3]: ξ is perfectly *discriminating*.

Our approach adopts ξ in a transparent and direct way such that it inherits its many wonderful features and thus also carries over to general phase space-based distributions (more about the associated generalization $\xi^{[S,k]}$ and $\Xi^{[S,k]}$ later on) and multi-mode cases [3]. We will motivate how, to create the measure Ξ , we process the criterion ξ in a simple and intuitive manner.

The *criterion* ξ , by itself, cannot work as a *measure*. Even when we try employing its obvious extreme [the

global minimum value $\xi_-[W]$ of $\xi(x,p)$ for a state W] does it not behave in a suitable way, namely, its magnitude does not monotonically grow with increasing quantum excitations.

Therefore, instead of restricting ourselves to point-wise [1, 3] or multi-point [4, 5] certifications of the non-classicality of a state, as the exclusive use of ξ and related approaches would dictate, our approach uses an integral over phase space. We will show that summing up, across phase space, the values of $\Delta\xi(x,p)|_{\xi < 0}$, whenever ξ is negative, provides the desired measure $\Xi[W]$. Here, $\Delta = \frac{\partial^2 \xi}{\partial x^2} + \frac{\partial^2 \xi}{\partial p^2}$ is the Laplacian (or curvature) of ξ .

Before we give the derivation of our measure, let us recap some aspects of the behaviour of the non-classicality detection function $\xi(x,p)$ for states with increasing quantumness, subsequently, we demonstrate that Ξ behaves in a suitable and intuitive fashion.

A special version of ξ for continuous 1D systems.—

We first focus on a special case $\xi^{[S=0,k=\frac{1}{2}]} \equiv \xi$ [3], namely, the case based on a quantum state’s Wigner- W and Husimi- Q distributions. In this case the explicit form of the non-classicality detection criterion [3] (also see Supplement 1) is

$$\xi(x,p) = W(x,p) - 4\pi Q^2(x,p) < 0. \quad (1)$$

Whenever a quantum state’s Wigner distribution has negative parts this is detected by $\xi < 0$.

To understand its behaviour more generally, and how ξ detects the presence of non-classicality in points of phase space, let us study three familiar and relevant families of states which allow us to understand trends when increasing a state’s quantumness. These families of interest are: pure squeezed states, ‘cat’ states and Fock states. They, respectively, show squeezing and coherent spreading.

Now, let us show that neither ξ nor even the global minimum value $\xi_-[W]$ can be a measure for the quantumness of these families of states, but $\Xi[W]$ works well.

How ξ detects non-classicality in squeezed states—

Pure squeezed states are famously gaussian and thus are the only pure states with a positive Wigner distribution [6, 7]. Yet, the non-classicality criterion ξ beauti-

* Ole.Steuernagel@gmail.com

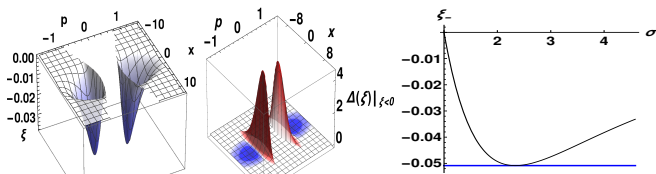


FIG. 1. Left panel: values of $\xi(x,p)|_{\xi<0}$ for a pure squeezed state $W_{\sigma=4} = \exp(-16p^2 - x^2/16)/\pi$. Middle panel: values of $\Delta\xi(x,p)|_{\xi<0}$ for the same state. Right panel: trend line for $\xi_- [W_\sigma]$ for pure squeezed state with squeezing parameter σ .

fully captures that a pure squeezed vacuum state $W_\sigma = \exp(-x^2/\sigma^2 - \sigma^2 p^2)/\pi$ is non-classical if the squeezing parameter $\sigma \neq 1$, since they are ‘too narrow’ in one or the other quadrature (their quantum fluctuations are squeezed below that of the vacuum state).

Let us start out with the archetypal Glauber state, the vacuum state $W_{\sigma=1} = \exp(-x^2 - p^2)/\pi$.

Eq. (S.1) in the Supplement reminds the reader how convolutions with smoothing gaussian kernels, which are always radially symmetric in phase space (only depend on $r = \sqrt{x^2 + p^2}$), map the different phase space quasi-distributions \mathcal{P}_S into each other [8]. For instance, mapping the Wigner-, $W = \mathcal{P}_0$, to the Husimi-distribution, $Q = \mathcal{P}_{-1}$, entails the use of a smearing convolution kernel of the form $W_{\sigma=1}(x-x', p-p')$, see Eq. (S.1). The same kernel maps the spiky Glauber-Sudarshan distribution, $P = \mathcal{P}_1$, into the smoother Wigner distribution W .

It is straightforward to check that for the vacuum state this results in $W_{\sigma=1}$ being the square of $Q_{\sigma=1}(r) = \exp(-r^2/2)/(2\pi)$. In other words, Eq. (1) yields the value $\xi(x,p) = 0$ throughout phase space. Since our arguments still hold true if states are translationally shifted in x or p , $\xi(x,p) = 0$ throughout phase space, for all pure Glauber states.

Yielding the value $\xi(x,p) = 0$ throughout phase space shows that Glauber states ‘live exactly on the dividing line’ [1] between classical states, for which $\xi(x,p) > 0$ throughout phase space, and quantum states, for which $\xi(x,p) < 0$ somewhere in phase space [3].

Now, a non-degenerate squeezed state $W_{\sigma \neq 1}$ breaks the symmetry in r , the symmetry of the convolution yielding $Q_{\sigma \neq 1}$ does not match this. Specifically and without loss of generality, let us consider $\sigma > 1$. In this case, W drops off faster for increasing values of $|p|$ than $4\pi Q^2$ can drop, because Q ’s ‘wings’ have been lifted using a symmetric kernel. Therefore, beginning at intermediate distances on either side of the x -axis, regions with negative values result, see [3] and Fig. 1. $\xi(0,p)$ detects non-classical behaviour even for a gaussian state, a state that is positive throughout phase space [6, 7], but that is quantum as soon as its fluctuations drop below that of the vacuum state [1]. Note that this argument generalizes to all positive, sufficiently elongated parts of a Wigner distribution, such as its squeezed lines across phase space [2].

Whilst ξ can detect its non-classicality, it cannot measure quantumness of a pure squeezed state well. The

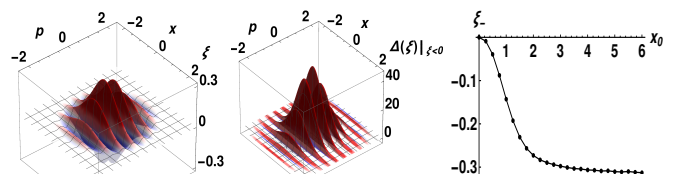


FIG. 2. Left panel: values of $\xi(x,p)$, around the origin, for an odd cat state $W_{x_0=6}$. Middle panel: values of $\Delta\xi(x,p)|_{\xi<0}$ for $W_{x_0=6}$. Right panel: trend line for minimum value $\xi_- [W_{x_0}]$ for odd cat states with cat size $2x_0$.

global minimum ξ_- cannot drop without bound since both $|W| < 1/\pi$ and $Q < 1/(2\pi)$ are bounded in amplitude. For values above $\sigma = 1$, ξ drops below zero, reaching its lowest value $\xi_- = -0.0508504$ at a squeezing value of $\sigma = 2.335$ and subsequently slowly rises to zero (from below) as σ approaches infinity. In other words, even ξ_- does not drop monotonically with increasing squeezing σ and therefore is not a suitable measure of the increasing quantumness for increasingly squeezed states, see Fig. 1.

How ξ detects non-classicality in cat states— Consider a ‘cat state’ created from a coherent superposition of two Glauber states. Without loss of generality, let us assume the two constituent states have zero momentum each and are displaced by equal distances $\pm x_0$ to the left and right of the origin. If the ‘size’ of the cat state, $2x_0$, is sufficiently large, then there is negligible overlap between these two constituents. The associated cat state’s Wigner distribution, $W_{x_0}(x,p)$, displays a multi-fringed phase space interference pattern around the origin, the contrast of which is known to encode the coherences between the two constituent [9, 10]. To each constituent Glauber state the above arguments, pertaining to Glauber states, apply individually and ξ is zero at their locations in phase space. Moreover, in the interference region near the origin, ξ ’s Q^2 -term, see Eq. (1), drops to negligibly small values for sufficiently large x_0 (above $x_0 \approx 6$, see Fig. 2), since W_{x_0} ’s interference pattern does not survive the smoothing operation when mapping W_{x_0} to Q_{x_0} . To summarize, for Glauber cat states, $\xi(x,p) \approx W_{x_0}(x,p)$ in the region around the origin, where the phase space interference pattern is located, and it vanishes throughout the rest of phase space.

The well known size limit $|W| \leq 1/\pi$ on the maximum amplitude of Wigner’s distribution therefore implies that $\xi_- \geq -1/\pi$. With increasing cat size, x_0 , this limit is rapidly approached from above, see Fig. 2. Therefore, again, ξ_- is not a suitable measure of increasing quantumness, also for increasingly extended cat states.

How ξ detects non-classicality in Fock states— With increasing excitation quantum number, n , pure Fock states $|n\rangle$ (i.e., harmonic oscillator eigenstates), are increasingly, coherently, spread out across phase space.

Their Wigner distributions $W_{|n\rangle}$ feature fairly large negative values at the origin when n is odd, yielding $\xi(0,0) = \xi_- = -1/\pi$. For even $n > 0$, the global minimum $\xi_- \approx -0.131$ lies in the first annular depression

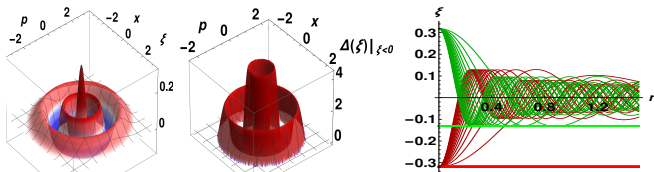


FIG. 3. Left panel: values of $\xi(x, p)$ for fourth excited Fock state $W_{|4\rangle}$. Middle panel: values of $\Delta\xi(x, p)|_{\xi < 0}$ for $W_{|4\rangle}$. Right panel: values of $\xi(r) = \xi(\sqrt{x^2 + p^2})$, up to quantum number $n = 34$, for odd Fock states (red graphs) and even Fock states (green graphs), displaying respective minimum values *oscillating* between $\xi_-^{\text{odd}} = -1/\pi$ and $\xi_-^{\text{even}} \approx -0.131$.

around the origin, see Fig. 3. In short, for increasingly extended Fock states, again, ξ_- is not a suitable measure of their increasing quantumness, since it *oscillates* between two values.

How ξ detects non-classicality in spread-out states—Coherently widely spread out states [2] can show features of the three families discussed so far.

The dilution of Wigner’s distribution W , associated with covering large areas in phase space, typically diminishes its largest (negative) values and the largest positive values of Husimi’s distribution Q [2]. This progressively reduces the global minimal values ξ_- that $\xi(x, p)$ of Eq. (1) can reach, despite the fact that increased coherent spreading implies increased quantumness. Again, ξ_- cannot serve as a sensitive measure.

Similarly, extremely long and narrow (squeezed) positive ridges or ‘lines’ can form in phase space [2], but as Fig. 1 shows, again, ξ_- does not monotonically drop with increasing squeezing of such features, instead even rising for large squeezing values σ .

From certification ξ to the quantumness measure Ξ —

To form a measure of quantumness it is plausible to integrate across phase space to capture both, areas where interference in phase space creates negative values of W and ξ , and areas where the squeezing of features creates negative values of ξ along their flanks, see Fig. 1.

A brief consideration of the specific case of cat states, as discussed above, shows that integrating over ξ by itself is insufficient: we found that in the area where phase space interference happens $\xi \approx W$ and therefore its integral vanishes. Hence, this integral cannot distinguish between coherent superpositions and a classical mixture of two Glauber states. Also, integrating just over the negative areas of ξ does not distinguish between cat states of different sizes, since the weight of the negative parts of the interference pattern is that of W , namely, half of the total area in which interference occurs, irrespective of the cat’s size.

Multiplying ξ with some local function before integration over phase space will typically break translation invariance. Applying a mapping to ξ , such as $|\xi^m|$ or similar, and maybe integrating over negative parts of ξ only, seems arbitrary and not well motivated.

One could consider integrating over ξ after convolu-

tion with some kernel, perhaps to emphasize distances in phase space, thus attempting to capture coherent extent of the state. But this also appears to be arbitrary and additionally entails the dangers of either increasing noise or biases (say, if the kernel is too singular), or smear out features, thus blunting ξ ’s exquisite power to discriminate between classical and non-classical states.

Instead, the following ideas lead to the simplest measure that does the job:

Consider the interference pattern of the cat state, as just discussed. As established above, neither area nor weight of the interference pattern (or its negative parts) increases with the increase of cat size. But its local gradients as well as its higher order derivatives do. Yet, integrating out the derivatives over all of the interference pattern does not work since this will always just give a zero result as well, as can be shown after a suitable number of partial integrations are performed.

So we are led to integrating over the areas where $\xi < 0$, only. Single derivatives again give zero, as one partial integration (per phase space coordinate x and p) shows.

But for the next lowest order, the curvature of ξ , this works; we arrive at the simplest and least biased measure, Ξ , for a state’s quantumness, that we could find: integration over the curvature of the negative parts of ξ , namely

$$\Xi = \int dx \int dp \Delta\xi(x, p)|_{\xi < 0}. \quad (2)$$

Note that this measure naturally captures the excitation of a state across phase space since the Laplacian $\Delta\xi(x, p)$ quantifies the (overwhelmingly positive, even in the case of squeezing, see Fig. 1) ‘kinetic energy’-like contributions that $\xi < 0$ makes to the total value of the quantumness measure Ξ . In other words, we can hope that Ξ will turn out to be an *intuitive* measure of quantumness, this hope is justified as our discussion below shows.

The cutoff, $\xi < 0$ in Eq. (2), is somewhat unwelcome since it makes it hard or impossible to derive analytical results. But it is needed, it gives Ξ its power to always *discriminate* between quantum and classical behaviour, see Supplement 2. When we tried measures without cutoff, say, of the form $\int dx dp \xi(\Delta\xi - \text{const. } \xi)$ [11], this vital discriminatory power central to our measure Ξ was lost, see discussion around Fig. 8 below.

Ξ ’s numerical implementation on a grid of measured values is straightforward since only summing over the well known approximation for curvature (in the x direction: $\frac{\partial^2 \xi}{\partial x^2} \approx [\xi(x + \Delta x) - 2\xi(x) + \xi(x - \Delta x)]/\Delta x^2$) for $\xi < 0$ is required (and likewise for the curvature in p). Figs. 4 to 8 were generated from numerical data on grids using just this approximation.

Monotonic growth of the quantumness measure Ξ —Figure 4 illustrates that the quantumness measure $\Xi[W_\sigma]$ for pure squeezed state W_σ grows monotonically despite the fact that the magnitude of $\xi_-[W_\sigma]$ decreases for large values of the squeezing parameter σ , see Fig. 1.

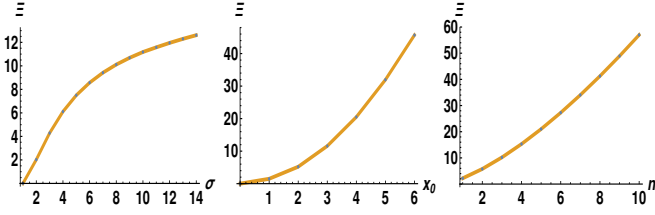


FIG. 4. Left to right: trend lines of Ξ for pure squeezed, W_σ , cat, W_{x_0} , and Fock states, $W_{|n\rangle}$. This confirms the monotonic growth with increasing quantumness of the states. A necessity for Ξ to work as a *measure* of quantumness.

Figure 4 illustrates that the quantumness measure $\Xi[W_{x_0}]$ for cat states grows monotonically despite the fact that the magnitude of $\xi_-[W_{x_0}]$ saturates quickly at $-1/\pi$ for values $x_0 \gtrsim 6$, see Fig. 2. Note that $\Xi[W_{x_0}] \propto x_0^2$ [12], once x_0 is sufficiently large to avoid phase space overlaps between Glauber states and their interference pattern.

This scaling arises because Ξ of Eq. (2) is designed to behave ‘kinetic energy’-like. With increasing size the cat’s interference fringes around the origin narrow inversely proportionally to x_0 yielding quadratic growth of Ξ with x_0 .

In short, because Ξ is curvature-based [11], it is an *intuitive* measure of quantumness.

Fig. 4 illustrates that the quantumness measure $\Xi[W_{|n\rangle}]$ for Fock states of order n grows monotonically despite the fact that the magnitude of $\xi_-[W_{|n\rangle}]$ oscillates between values $-1/\pi$ and -0.131 , see Fig. 3. Roughly, the scaling seems to follow $\Xi[W_{|n\rangle}] \propto n^{5/3}$.

We emphasize that Ξ allows us to compare the quantumness of very different types of states on a like-for-like basis.

This must not be confused with approaches which compare cat states across differing systems with very different masses [13, 14], but which lack the discriminating power and sensitivity of Ξ for a like-for-like comparison within one system.

Generalising from ξ to $\xi^{[S,k]}$ — When we introduced the non-classicality criterion function, $\xi = W - 4\pi Q^2$, in Eq. (1) we treated a special case, but is it the best case?

Following [3] we consider the generalized approach to two-parameter families of non-classicality detection functions, namely

$$\xi^{[S,k]} = \mathcal{P}_S - \frac{\pi(1-S)}{k(1-k)} \mathcal{P}_{S_k} \mathcal{P}_{S_{1-k}}, \quad (3)$$

with $S_k = 1 - \frac{1-S}{k}$, and where the parameter $S \leq 1$ selects the reference distribution $\mathcal{P}_S(x, p)$ (see Eq. (S.1) in the Supplement).

The parameter $k \in (0, 1)$ linearly interpolates between different exponents in the distributions $\mathcal{P}_{S_k} \mathcal{P}_{S_{1-k}} = \mathcal{P}_{S_{1-k}} \mathcal{P}_{S_k}$ which are smeared with respect to \mathcal{P}_S . Note that, because of the symmetry in k with respect to the midpoint $k = \frac{1}{2}$, effectively $k \in (0, 0.5]$. In Eq. (1) we chose $S = 0$ with $k = \frac{1}{2}$: $\mathcal{P}_{S_k} \mathcal{P}_{S_{1-k}} = \mathcal{P}_{-1}^2 = Q^2$.

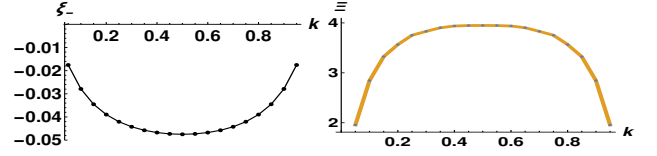


FIG. 5. Left panel: values of $\xi_-^{[0,k]}$ for a pure squeezed state $W_{\sigma=3}$. Right panel: $\Xi^{[0,k]}$ for the same state.

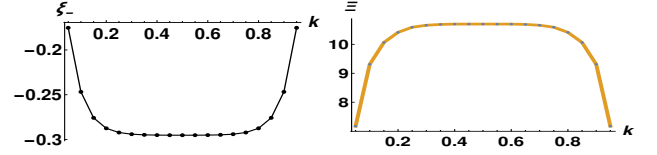


FIG. 6. Left panel: values of $\xi_-^{[0,k]}$ for a pure cat state $W_{x_0=3}$. Right panel: $\Xi^{[0,k]}$ for the same state.

Note, for vanishing k the limit is $\lim_{k \downarrow 0} S_k = \infty$ and $\lim_{k \downarrow 0} S_{1-k} = S$ and we get, according to Eq. (S.1), an infinitely spread-out distribution $\mathcal{P}_{-\infty}$ (giving us a constant background) multiplied with \mathcal{P}_S : in short, for vanishing k , expression (3) rises towards zero everywhere in phase space.

Consequently, we expect to find the lowest minimum values $\xi_-^{[S,k]}$ at the balanced mid-point, $k = \frac{1}{2}$. This expectation is confirmed by Figs. 5 and 6.

Adopting $\xi^{[S,k]}$ in Ξ we find that the generalized expression of our quantumness measure Ξ of Eq. (2) has the form

$$\Xi^{[S,k]} = \int dx \int dp \Delta \xi^{[S,k]}(x, p) \Big|_{\xi^{[S,k]} < 0}. \quad (4)$$

According to the k -symmetry argument just given, we should expect the maxima of $\Xi^{[S,k]}$ to be reached at the midpoint, $k = \frac{1}{2}$, as well. Figs. 5 and 6 confirm that this reasoning is correct.

Ideally, the quantumness measure Ξ should be *insensitive* to small variations in k , around the mid-point $k = \frac{1}{2}$. As luck would have it, $\Xi^{[S,k]}$ is insensitive to variations of k near $k = \frac{1}{2}$, see Figs. 5 and 6.

In view of the fact that experimentally the Wigner distribution, $W = \mathcal{P}_0$, is the best limiting case of phase space distributions \mathcal{P}_S that can be directly reconstructed, values $S > 0$ should be considered irrelevant for experimental applications. Formally, such reference distributions, more spiky than W , give higher contrasts than W for $\Xi^{[S, \frac{1}{2}]}$, see Fig. 7. But they can only be generated by the application of undesirable, noisy deconvolution kernels to the experimentally reconstructed data.

Alternatively, the use of phase space distributions \mathcal{P}_S with $S < 0$ is common in experimental practice and considerable effort is invested in reconstructing the Wigner distribution (or the density matrix). Therefore let us consider the performance of the one-parameter family of measures $\Xi^{[S, \frac{1}{2}]}$ for value $S < 0$. As to be expected, the

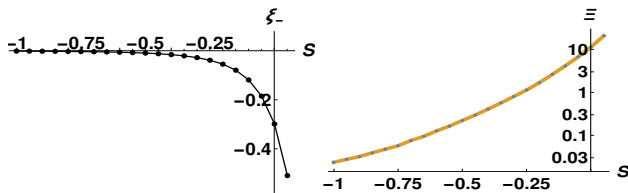


FIG. 7. Left panel: values of $\xi_-^{[S, \frac{1}{2}]}$ for a pure cat state $W_{x_0=3}$. Right panel: logarithmic scale plot of $\Xi^{[S, \frac{1}{2}]}$ for $W_{x_0=3}$.

use of phase space distributions \mathcal{P}_S , more smeared than $W = \mathcal{P}_0$, reduces the contrast in $\Xi^{[S, \frac{1}{2}]}$.

Fig. 7 shows that it drops roughly exponentially with increasing smearing $|S|$.

Our discussion can therefore be summarized as follows: out of the two-parameter families $\Xi^{[S, k]}$ the measure $\Xi^{[0, \frac{1}{2}]} = \Xi$, of Eq. (2), gives the best results. It is this version of $\Xi^{[S, k]}$ that should typically be used.

Comparison with other measures— We are not aware of the existence of any other *discriminating and sensitive measure* which, like Ξ , can reliably compare very different types of states on a like-for-like basis; for a recent overview see [15]. A measure similar to Ξ was given in Ref. [11], it is of the form $\mathcal{I} \propto \int W(\frac{\Delta W}{2} - W)$. Unlike Ξ , it can be written down explicitly in terms of annihilation and creation operators [11]; sadly, our measure Ξ does not seem to permit such an appealing analytical reformulation because of the cutoff, $\xi < 0$, in Eq. (2).

Measure \mathcal{I} does, however, suffer from an important drawback, when the excitation is weak it does not behave suitably. It fails to *discriminate* classical from non-classical states correctly and lacks *sensitivity*, see Fig. 8.

For example, when many weak excitations are used to generate a quantum advantage [16] or when experiments at the frontier of current technology are performed, characterizing small levels of quantumness may turn out to be crucial rendering the use of \mathcal{I} unreliable.

Other approaches, quantifying quantumness based on stability against decoherence [13] (also see [11] and [16]) can work across different platforms but lack discriminating power and sensitivity, hence, cannot compare states on a like-for-like basis, as Ξ can.

Conclusions and Outlook— We introduce a measure $\Xi[W]$ for the quantumness of states W which monotonically increases with increasing quantumness of W . It is intuitive (scaling quadratically with an increase in the size of a cat state). $\Xi[W]$ grows without bound, if states of ever increasing quantumness are considered. Ξ allows for a direct like-for-like comparison of the quantumness

of all different types of quantum states, pure and mixed.

Since Ξ , in a transparent and straightforward way, adopts the general, discriminating, and noise-tolerant detection function ξ of non-classical behaviour of quantum states for single and multimode systems [3] it is to be expected that these features will carry over to Ξ as well.

Importantly, Ξ inherits ξ 's discriminating power to *always* detect quantumness whenever present, unlike other measures [11, 13].

We have shown that the quantumness measure Ξ arises from a simple way of adopting the detection approach of Ref. [3] whilst inheriting its advantageous features and yet behaving just as a measure for quantumness should behave. We therefore expect that Ξ will prove to be a universal and most useful measure of quantumness.

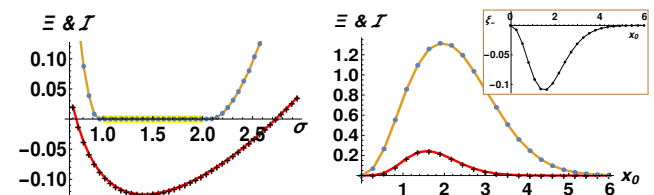


FIG. 8. Values of Ξ (brown curves with dots), Eq. (2), and \mathcal{I} [11] (red curves with crosses). Left panel: *impure* squeezed states $W_{\sigma^{l=4}} = \frac{1}{\pi\sqrt{l}} \exp[-x^2/\sigma^2] \exp[-\sigma^2 p^2/l]$, with an impurity factor of $l = 4$ are known to be classical [1] in the highlighted region $\sigma = 1, \dots, 2$. Whereas Ξ behaves suitably, \mathcal{I} does not. Right panel: impure Glauber-cat states with vacuum mixed in via a 25% reflectivity beam splitter (other mode traced out). For values of x_0 , above $x_0 \approx 6$, the interference fringes at the origin are washed out rendering these states classical. Whereas Ξ behaves suitably, as certified by ξ_- (see inset), \mathcal{I} is insensitive to the presence of non-classical behaviour for x_0 -values below 0.25 and above 3.5, roughly.

ACKNOWLEDGEMENTS

O. S. thanks Ignacio Garrido González for his feedback. This work is partially supported by the Ministry of Science and Technology of Taiwan (Nos 112-2123-M-007-001, 112-2119-M-008-007, 112-2119-M-007-006), Office of Naval Research Global, the International Technology Center Indo-Pacific (ITC IPAC) and Army Research Office, under Contract No. FA5209-21-P-0158, and the collaborative research program of the Institute for Cosmic Ray Research (ICRR) at the University of Tokyo.

[1] A. Wünsche, About the nonclassicality of states defined by nonpositivity of the p-quasiprobability, J. Opt. B: Quant. Semiclass. Opt. **6**, 159 (2004).

[2] O. Steuernagel, P. Yang, and R.-K. Lee, On the formation of lines in quantum phase space, J. Phys. A: Math. Theo. **56**, 015306 (2023), arXiv:2010.07654.

- [3] M. Bohmann and E. Agudelo, Phase-space inequalities beyond negativities, *Phys. Rev. Lett.* **124**, 133601 (2020).
- [4] M. Bohmann, E. Agudelo, and J. Sperling, Probing non-classicality with matrices of phase-space distributions, *Quantum* **4**, 343 (2020).
- [5] J. Park, J. Lee, and H. Nha, Verifying single-mode non-classicality beyond negativity in phase space, *Phys. Rev. Res.* **3**, 043116 (2021).
- [6] R. L. Hudson, When is the wigner quasi-probability density non-negative?, *Rep. Math. Phys.* **6**, 249 (1974).
- [7] T. Kiesel, W. Vogel, B. Hage, and R. Schnabel, Direct sampling of negative quasiprobabilities of a squeezed state, *Phys. Rev. Lett.* **107**, 113604 (2011).
- [8] U. Leonhardt and H. Paul, Measuring the quantum state of light, *Prog. Quant. Elec.* **19**, 89 (1995).
- [9] D. Cohen, Lecture notes in quantum mechanics (2018), arXiv:quant-ph/0605180 [quant-ph].
- [10] W. P. Schleich, *Quantum Optics in Phase Space* (Wiley-VCH, 2001).
- [11] C.-W. Lee and H. Jeong, Quantification of macroscopic quantum superpositions within phase space, *Phys. Rev. Lett.* **106**, 220401 (2011).
- [12] $\Xi[W_{x_0}] \approx \iint dpdx W_{\sigma=1}(x, p) \cos(2x_0p)|_{\cos < 0} = \frac{4}{\pi} x_0^2$.
- [13] S. Nimmrichter and K. Hornberger, Macroscopicity of mechanical quantum superposition states, *Phys. Rev. Lett.* **110**, 160403 (2013), 1205.3447.
- [14] M. Arndt and K. Hornberger, Testing the limits of quantum mechanical superpositions, *Nature Physics* **10**, 271 (2014), 1410.0270.
- [15] M. Naseri and S. Raeisi, Coherence-based characterization of macroscopic quantumness, *Phys. Rev. A* **103**, 032209 (2021).
- [16] W. Dür, C. Simon, and J. I. Cirac, Effective size of certain macroscopic quantum superpositions, *Phys. Rev. Lett.* **89**, 210402 (2002).

– Supplement –

Quantumness Measure from Phase Space Distributions

Ole Steuernagel[✉] and Ray-Kuang Lee[✉]

Supplement 1. PHASE SPACE PROBABILITY DISTRIBUTIONS

An electromagnetic radiation field described by creation, \hat{a}^\dagger , and annihilation operators, \hat{a} , can formally be linked to a (mechanical) harmonic oscillator via re-expressing the field operators in phase space language using operators \hat{x} and \hat{p} for position and momentum. The transformation to the phase space language, which we will use here, is given by the transformations $\hat{a}^\dagger(\hat{x}, \hat{p}) = \sqrt{\frac{m\omega}{2\hbar}}(\hat{x} - i\frac{\hat{p}}{m\omega})$ and $\hat{a}(\hat{x}, \hat{p}) = \sqrt{\frac{m\omega}{2\hbar}}(\hat{x} + i\frac{\hat{p}}{m\omega})$. Throughout we employ rescaled units, that is, we set m, ω and \hbar equal to one.

There are families of phase space distributions such as the Glauber-Sudarshan distribution \mathcal{P}_1 , the Wigner distribution $W = \mathcal{P}_0$ and the Husimi-Q distribution $Q = \mathcal{P}_{-1}$. It is known that they are connected through a smoothing convolution-identity [3]. Here, since we work in (quantum-mechanical) phase space, we follow the convention of Ref. [8], which assumes that $R \geq S$, and connects the various phase space distributions by

$$\mathcal{P}_S(x, p) = \frac{1}{R-S} \int_{-\infty}^{\infty} dx' \int_{-\infty}^{\infty} dp' \mathcal{P}_R(x', p') \times \frac{1}{\pi} \exp \left\{ \frac{-1}{R-S} [(x-x')^2 + (p-p')^2] \right\}. \quad (\text{S.1})$$

To fulfil the commutation relations, Ref. [3], which uses complex Glauber state amplitudes $\alpha^* = (x - ip)/\sqrt{2}$ and $\alpha = (x + ip)/\sqrt{2}$ to parameterize phase space, has to use the expression $\frac{2}{R-S}$ in exponent and normalization of Eq. (S.1) (for this reason we prefer Eq. (S.1) parameterizing phase space in x and p instead). This also leads to an extra factor of ‘2’ in Eq. (1): $\xi(\alpha) = W(\alpha) - 2\pi Q^2(\alpha)$ [3] $\mapsto \xi(x, p) = W(x, p) - 4\pi Q^2(x, p)$.

To transform one into the other type of distribution the appropriate kernels have to be chosen, for example to convert Glauber-Sudarshan’s into Wigner’s distribution, start out with Glauber-Sudarshan’s (set $R = 1$) and apply the gaussian kernel suitable for transforming into Wigner’s distribution, i.e., set $S = 0$. Similarly, to map into Husimi’s distribution, choose as above but use the more smeared kernel with $S = -1$. Or start out from Wigner’s distribution, now employing the kernel with $R = 0$ and $S = -1$.

Supplement 2. OPEN QUESTION ABOUT SENSITIVITY

There seems to exist a mathematical possibility, that a (simply connected) region \mathcal{R} with $\xi < 0$ forms but Ξ does not pick this up. Theoretically speaking, this could happen if the zero-value boundary $\partial\mathcal{R}$ of this region has a vanishing gradient $\nabla\xi$ throughout $\partial\mathcal{R}$. In this ‘doubly-degenerate case’ the integral (2) over \mathcal{R} , contributing to Ξ , would vanish.

Although we cannot disprove this case potentially occurring, all that is needed is that the gradient somewhere on the boundary of \mathcal{R} is non-zero. Because of the continuous differentiability of $\xi(x, p)$, this would yield an open interval on the boundary $\partial\mathcal{R}$ with non-zero values, thus rendering Ξ positive.

We believe that this type of ‘doubly-degenerate case’ is rare, presumably of measure zero, and thus for all practical purposes irrelevant.

In other words, we feel it is safe to assume that by construction Ξ is discriminating, in the sense that our measure $\Xi[W]$ yields a positive value whenever a state is non-classical, and zero otherwise.

All cases we checked numerically conform with this expectation.