

Measurement of Branching Fractions for $\Lambda_c^+ \rightarrow nK_S^0\pi^+$ and $\Lambda_c^+ \rightarrow nK_S^0K^+$

M. Ablikim¹, M. N. Achasov^{5,b}, P. Adlarson⁷⁵, X. C. Ai⁸¹, R. Aliberti³⁶, A. Amoroso^{74A,74C}, M. R. An⁴⁰, Q. An^{71,58}, Y. Bai⁵⁷, O. Bakina³⁷, I. Balossino^{30A}, Y. Ban^{47,g}, V. Batozskaya^{1,45}, K. Begzsuren³³, N. Berger³⁶, M. Berowski⁴⁵, M. Bertani^{29A}, D. Bettoni^{30A}, F. Bianchi^{74A,74C}, E. Bianco^{74A,74C}, A. Bortone^{74A,74C}, I. Boyko³⁷, R. A. Briere⁶, A. Brueggemann⁶⁸, H. Cai⁷⁶, X. Cai^{1,58}, A. Calcaterra^{29A}, G. F. Cao^{1,63}, N. Cao^{1,63}, S. A. Cetin^{62A}, J. F. Chang^{1,58}, T. T. Chang⁷⁷, W. L. Chang^{1,63}, G. R. Che⁴⁴, G. Chelkov^{37,a}, C. Chen⁴⁴, Chao Chen⁵⁵, G. Chen¹, H. S. Chen^{1,63}, M. L. Chen^{1,58,63}, S. J. Chen⁴³, S. L. Chen⁴⁶, S. M. Chen⁶¹, T. Chen^{1,63}, X. R. Chen^{32,63}, X. T. Chen^{1,63}, Y. B. Chen^{1,58}, Y. Q. Chen³⁵, Z. J. Chen^{26,h}, S. E. K. Choi^{11A}, X. Chu⁴⁴, G. Cibinetto^{30A}, S. C. Coen⁴, F. Cossio^{74C}, J. J. Cui⁵⁰, H. L. Dai^{1,58}, J. P. Dai⁷⁹, A. Dbeyssi¹⁹, R. E. de Boer⁴, D. Dedovich³⁷, Z. Y. Deng¹, A. Denig³⁶, I. Denysenko³⁷, M. Destefanis^{74A,74C}, F. De Mori^{74A,74C}, B. Ding^{66,1}, X. X. Ding^{47,g}, Y. Ding⁴¹, Y. Ding³⁵, J. Dong^{1,58}, L. Y. Dong^{1,63}, M. Y. Dong^{1,58,63}, X. Dong⁷⁶, M. C. Du¹, S. X. Du⁸¹, Z. H. Duan⁴³, P. Egorov^{37,a}, Y. H. Fan⁴⁶, J. Fang^{1,58}, S. S. Fang^{1,63}, W. X. Fang¹, Y. Fang¹, R. Farinelli^{30A}, L. Fava^{74B,74C}, F. Feldbauer⁴, G. Felici^{29A}, C. Q. Feng^{71,58}, J. H. Feng⁵⁹, K. Fischer⁶⁹, M. Fritsch⁴, C. D. Fu¹, J. L. Fu⁶³, Y. W. Fu¹, H. Gao⁶³, Y. N. Gao^{47,g}, Yang Gao^{71,58}, S. Garbolino^{74C}, I. Garzia^{30A,30B}, P. T. Ge⁷⁶, Z. W. Ge⁴³, C. Geng⁵⁹, E. M. Gersabeck⁶⁷, A. Gilman⁶⁹, K. Goetzen¹⁴, L. Gong⁴¹, W. X. Gong^{1,58}, W. Gradl³⁶, S. Gramigna^{30A,30B}, M. Greco^{74A,74C}, M. H. Gu^{1,58}, Y. T. Gu¹⁶, C. Y. Guan^{1,63}, Z. L. Guan²³, A. Q. Guo^{32,63}, L. B. Guo⁴², M. J. Guo⁵⁰, R. P. Guo⁴⁹, Y. P. Guo^{13,f}, A. Guskov^{37,a}, T. T. Han⁵⁰, W. Y. Han⁴⁰, X. Q. Hao²⁰, F. A. Harris⁶⁵, K. K. He⁵⁵, K. L. He^{1,63}, F. H. Heinsius⁴, C. H. Heinz³⁶, Y. K. Heng^{1,58,63}, C. Herold⁶⁰, T. Holtmann⁴, P. C. Hong^{13,f}, G. Y. Hou^{1,63}, X. T. Hou^{1,63}, Y. R. Hou⁶³, Z. L. Hou¹, B. Y. Hu⁵⁹, H. M. Hu^{1,63}, J. F. Hu^{56,i}, T. Hu^{1,58,63}, Y. Hu¹, G. S. Huang^{71,58}, K. X. Huang⁵⁹, L. Q. Huang^{32,63}, X. T. Huang⁵⁰, Y. P. Huang¹, T. Hussain⁷³, N. Hüsken^{28,36}, N. in der Wiesche⁶⁸, M. Irshad^{71,58}, J. Jackson²⁸, S. Jaeger⁴, S. Janchiv³³, J. H. Jeong^{11A}, Q. Ji¹, Q. P. Ji²⁰, X. B. Ji^{1,63}, X. L. Ji^{1,58}, Y. Y. Ji⁵⁰, X. Q. Jia⁵⁰, Z. K. Jia^{71,58}, H. B. Jiang⁷⁶, P. C. Jiang^{47,g}, S. S. Jiang⁴⁰, T. J. Jiang¹⁷, X. S. Jiang^{1,58,63}, Y. Jiang⁶³, J. B. Jiao⁵⁰, Z. Jiao²⁴, S. Jin⁴³, Y. Jin⁶⁶, M. Q. Jing^{1,63}, T. Johansson⁷⁵, X. K. J. S. Kabana³⁴, N. Kalantar-Nayestanaki⁶⁴, X. L. Kang¹⁰, X. S. Kang⁴¹, M. Kavatsyuk⁶⁴, B. C. Ke⁸¹, A. Khoukaz⁶⁸, R. Kiuchi¹, R. Klient¹⁴, O. B. Kolcu^{62A}, B. Kopf⁴, M. Kuessner⁴, A. Kupsc^{45,75}, W. Kühn³⁸, J. J. Lane⁶⁷, P. Larin¹⁹, A. Lavania²⁷, L. Lavezzi^{74A,74C}, T. T. Lei^{71,58}, Z. H. Lei^{71,58}, H. Leithoff³⁶, M. Lellmann³⁶, T. Lenz³⁶, C. Li⁴⁸, C. Li⁴⁴, C. H. Li⁴⁰, Cheng Li^{71,58}, D. M. Li⁸¹, F. Li^{1,58}, G. Li¹, H. Li^{71,58}, H. B. Li^{1,63}, H. J. Li²⁰, H. N. Li^{56,i}, Hui Li⁴⁴, J. R. Li⁶¹, J. S. Li⁵⁹, J. W. Li⁵⁰, K. L. Li²⁰, Ke Li¹, L. J. Li^{1,63}, L. K. Li¹, Lei Li³, M. H. Li⁴⁴, P. R. Li^{39,k}, Q. X. Li⁵⁰, S. X. Li¹³, T. Li⁵⁰, W. D. Li^{1,63}, W. G. Li¹, X. H. Li^{71,58}, X. L. Li⁵⁰, Xiaoyu Li^{1,63}, Y. G. Li^{47,g}, Z. J. Li⁵⁹, Z. X. Li¹⁶, C. Liang⁴³, H. Liang^{1,63}, H. Liang^{71,58}, H. Liang³⁵, Y. F. Liang⁵⁴, Y. T. Liang^{32,63}, G. R. Liao¹⁵, L. Z. Liao⁵⁰, Y. P. Liao^{1,63}, J. Libby²⁷, A. Limphirat⁶⁰, D. X. Lin^{32,63}, T. Lin¹, B. J. Liu¹, B. X. Liu⁷⁶, C. Liu³⁵, C. X. Liu¹, F. H. Liu⁵³, Fang Liu¹, Feng Liu⁷, G. M. Liu^{56,i}, H. Liu^{39,j,k}, H. B. Liu¹⁶, H. M. Liu^{1,63}, Huanhuan Liu¹, Huihui Liu²², J. B. Liu^{71,58}, J. L. Liu⁷², J. Y. Liu^{1,63}, K. Liu¹, K. Y. Liu⁴¹, Ke Liu²³, L. Liu^{71,58}, L. C. Liu⁴⁴, Lu Liu⁴⁴, M. H. Liu^{13,f}, P. L. Liu¹, Q. Liu⁶³, S. B. Liu^{71,58}, T. Liu^{13,f}, W. K. Liu⁴⁴, W. M. Liu^{71,58}, X. Liu^{39,j,k}, Y. Liu⁸¹, Y. Liu^{39,j,k}, Y. B. Liu⁴⁴, Z. A. Liu^{1,58,63}, Z. Q. Liu⁵⁰, X. C. Lou^{1,58,63}, F. X. Lu⁵⁹, H. J. Lu²⁴, J. G. Lu^{1,58}, X. L. Lu¹, Y. Lu⁸, Y. P. Lu^{1,58}, Z. H. Lu^{1,63}, C. L. Luo⁴², M. X. Luo⁸⁰, T. Luo^{13,f}, X. L. Luo^{1,58}, X. R. Lyu⁶³, Y. F. Lyu⁴⁴, F. C. Ma⁴¹, H. L. Ma¹, J. L. Ma^{1,63}, L. L. Ma⁵⁰, M. M. Ma^{1,63}, Q. M. Ma¹, R. Q. Ma^{1,63}, R. T. Ma⁶³, X. Y. Ma^{1,58}, Y. Ma^{47,g}, Y. M. Ma³², F. E. Maas¹⁹, M. Maggiora^{74A,74C}, S. Malde⁶⁹, Q. A. Malik⁷³, A. Mangoni^{29B}, Y. J. Mao^{47,g}, Z. P. Mao¹, S. Marcello^{74A,74C}, Z. X. Meng⁶⁶, J. G. Messchendorp^{14,64}, G. Mezzadri^{30A}, H. Miao^{1,63}, T. J. Min⁴³, R. E. Mitchell²⁸, X. H. Mo^{1,58,63}, N. Yu. Muchnoi^{5,b}, J. Muskalla³⁶, Y. Nefedov³⁷, F. Nerling^{19,d}, I. B. Nikolaev^{5,b}, Z. Ning^{1,58}, S. Nisar^{12,l}, Q. L. Niu^{39,j,k}, W. D. Niu⁵⁵, Y. Niu⁵⁰, S. L. Olsen⁶³, Q. Ouyang^{1,58,63}, S. Pacetti^{29B,29C}, X. Pan⁵⁵, Y. Pan⁵⁷, A. Pathak³⁵, P. Patteri^{29A}, Y. P. Pei^{71,58}, M. Pelizaeus⁴, H. P. Peng^{71,58}, Y. Y. Peng^{39,j,k}, K. Peters^{14,d}, J. L. Ping⁴², R. G. Ping^{1,63}, S. Plura³⁶, V. Prasad³⁴, F. Z. Qi¹, H. Qi^{71,58}, H. R. Qi⁶¹, M. Qi⁴³, T. Y. Qi^{13,f}, S. Qian^{1,58}, W. B. Qian⁶³, C. F. Qiao⁶³, J. J. Qin⁷², L. Q. Qin¹⁵, X. P. Qin^{13,f}, X. S. Qin⁵⁰, Z. H. Qin^{1,58}, J. F. Qiu¹, S. Q. Qu⁶¹, C. F. Redmer³⁶, K. J. Ren⁴⁰, A. Rivetti^{74C}, M. Rolo^{74C}, G. Rong^{1,63}, Ch. Rosner¹⁹, S. N. Ruan⁴⁴, N. Salone⁴⁵, A. Sarantsev^{37,c}, Y. Schelhaas³⁶, K. Schoenning⁷⁵, M. Scodeggio^{30A,30B}, K. Y. Shan^{13,f}, W. Shan²⁵, X. Y. Shan^{71,58}, J. F. Shangguan⁵⁵, L. G. Shao^{1,63}, M. Shao^{71,58}, C. P. Shen^{13,f}, H. F. Shen^{1,63}, W. H. Shen⁶³, X. Y. Shen^{1,63}, B. A. Shi⁶³, H. C. Shi^{71,58}, J. L. Shi¹³, J. Y. Shi¹, Q. Q. Shi⁵⁵, R. S. Shi^{1,63}, X. Shi^{1,58}, J. J. Song²⁰, T. Z. Song⁵⁹, W. M. Song^{35,1}, Y. J. Song¹³, Y. X. Song^{47,g}, S. Sosio^{74A,74C}, S. Spataro^{74A,74C}, F. Stieler³⁶, Y. J. Su⁶³, G. B. Sun⁷⁶, G. X. Sun¹, H. Sun⁶³, H. K. Sun¹, J. F. Sun²⁰, K. Sun⁶¹, L. Sun⁷⁶, S. S. Sun^{1,63}, T. Sun^{1,63}, T. Sun^{51,e}, W. Y. Sun³⁵, Y. Sun¹⁰, Y. J. Sun^{71,58}, Y. Z. Sun¹, Z. T. Sun⁵⁰, Y. X. Tan^{71,58}, C. J. Tang⁵⁴, G. Y. Tang¹, J. Tang⁵⁹, Y. A. Tang⁷⁶, L. Y. Tao⁷², Q. T. Tao^{26,h}, M. Tat⁶⁹, J. X. Teng^{71,58}, V. Thoren⁷⁵, W. H. Tian⁵⁹, W. H. Tian⁵², Y. Tian^{32,63}, Z. F. Tian⁷⁶, I. Uman^{62B}, S. J. Wang⁵⁰, B. Wang¹, B. L. Wang⁶³, Bo Wang^{71,58}, C. W. Wang⁴³, D. Y. Wang^{47,g}, F. Wang⁷², H. J. Wang^{39,j,k}, H. P. Wang^{1,63}, J. P. Wang⁵⁰, K. Wang^{1,58}, L. L. Wang¹, M. Wang⁵⁰, Meng Wang^{1,63}, S. Wang^{13,f}, S. Wang^{39,j,k}, T. Wang^{13,f}, T. J. Wang⁴⁴, W. Wang⁷², W. Wang⁵⁹, W. P. Wang^{71,58}, X. Wang^{47,g}, X. F. Wang^{39,j,k}, X. J. Wang⁴⁰, X. L. Wang^{13,f}, Y. Wang⁶¹, Y. D. Wang⁴⁶, Y. F. Wang^{1,58,63}, Y. H. Wang⁴⁸, Y. N. Wang⁴⁶, Y. Q. Wang¹, Yaqian Wang^{18,1}, Yi Wang⁶¹, Z. Wang^{1,58}, Z. L. Wang⁷², Z. Y. Wang^{1,63}, Ziyi Wang⁶³, D. Wei⁷⁰, D. H. Wei¹⁵, F. Weidner⁶⁸, S. P. Wen¹, C. W. Wenzel⁴, U. Wiedner⁴, G. Wilkinson⁶⁹, M. Wolke⁷⁵, L. Wollenberg⁴, C. Wu⁴⁰, J. F. Wu^{1,9}, L. H. Wu¹, L. J. Wu^{1,63}, X. Wu^{13,f}, X. H. Wu³⁵, Y. Wu⁷¹, Y. H. Wu⁵⁵, Y. J. Wu³², Z. Wu^{1,58}, L. Xia^{71,58}, X. M. Xian⁴⁰, T. Xiang^{47,g}, D. Xiao^{39,j,k}, G. Y. Xiao⁴³, S. Y. Xiao¹, Y. L. Xiao^{13,f}, Z. J. Xiao⁴², C. Xie⁴³, X. H. Xie^{47,g}, Y. Xie⁵⁰, Y. G. Xie^{1,58}, Y. H. Xie⁷, Z. P. Xie^{71,58}, T. Y. Xing^{1,63}, C. F. Xu^{1,63}, C. J. Xu⁵⁹, G. F. Xu¹, H. Y. Xu⁶⁶, Q. J. Xu¹⁷, Q. N. Xu³¹, W. Xu¹, W. L. Xu⁶⁶, X. P. Xu⁵⁵, Y. C. Xu⁷⁸, Z. P. Xu⁴³, Z. S. Xu⁶³, F. Yan^{13,f}, L. Yan^{13,f}, W. B. Yan^{71,58}, W. C. Yan⁸¹, X. Q. Yan¹, H. J. Yang^{51,e}, H. L. Yang³⁵, H. X. Yang¹, Tao Yang¹, Y. Yang^{13,f}, Y. F. Yang⁴⁴, Y. X. Yang^{1,63}, Yifan Yang^{1,63}, Z. W. Yang^{39,j,k}, Z. P. Yao⁵⁰, M. Ye^{1,58}, M. H. Ye⁹, J. H. Yin¹, Z. Y. You⁵⁹, B. X. Yu^{1,58,63}, C. X. Yu⁴⁴, G. Yu^{1,63},

J. S. Yu^{26,h}, T. Yu⁷², X. D. Yu^{47,g}, C. Z. Yuan^{1,63}, L. Yuan², S. C. Yuan¹, X. Q. Yuan¹, Y. Yuan^{1,63}, Z. Y. Yuan⁵⁹,
 C. X. Yue⁴⁰, A. A. Zafar⁷³, F. R. Zeng⁵⁰, X. Zeng^{13,f}, Y. Zeng^{26,h}, Y. J. Zeng^{1,63}, X. Y. Zhai³⁵, Y. C. Zhai⁵⁰, Y. H. Zhan⁵⁹,
 A. Q. Zhang^{1,63}, B. L. Zhang^{1,63}, B. X. Zhang¹, D. H. Zhang⁴⁴, G. Y. Zhang²⁰, H. Zhang⁷¹, H. C. Zhang^{1,58,63},
 H. H. Zhang³⁵, H. H. Zhang⁵⁹, H. Q. Zhang^{1,58,63}, H. Y. Zhang^{1,58}, J. Zhang⁸¹, J. J. Zhang⁵², J. L. Zhang²¹, J. Q. Zhang⁴²,
 J. W. Zhang^{1,58,63}, J. X. Zhang^{39,j,k}, J. Y. Zhang¹, J. Z. Zhang^{1,63}, Jianyu Zhang⁶³, Jiawei Zhang^{1,63}, L. M. Zhang⁶¹,
 L. Q. Zhang⁵⁹, Lei Zhang⁴³, P. Zhang^{1,63}, Q. Y. Zhang^{40,81}, Shuihan Zhang^{1,63}, Shulei Zhang^{26,h}, X. D. Zhang⁴⁶,
 X. M. Zhang¹, X. Y. Zhang⁵⁰, Xuyan Zhang⁵⁵, Y. Zhang⁶⁹, Y. Zhang⁷², Y. T. Zhang⁸¹, Y. H. Zhang^{1,58}, Yan Zhang^{71,58},
 Yao Zhang¹, Z. H. Zhang¹, Z. L. Zhang³⁵, Z. Y. Zhang⁷⁶, Z. Y. Zhang⁴⁴, G. Zhao¹, J. Zhao⁴⁰, J. Y. Zhao^{1,63}, J. Z. Zhao^{1,58},
 Lei Zhao^{71,58}, Ling Zhao¹, M. G. Zhao⁴⁴, S. J. Zhao⁸¹, Y. B. Zhao^{1,58}, Y. X. Zhao^{32,63}, Z. G. Zhao^{71,58}, A. Zhemchugov^{37,a},
 B. Zheng⁷², J. P. Zheng^{1,58}, W. J. Zheng^{1,63}, Y. H. Zheng⁶³, B. Zhong⁴², X. Zhong⁵⁹, H. Zhou⁵⁰, L. P. Zhou^{1,63},
 X. Zhou⁷⁶, X. K. Zhou⁷, X. R. Zhou^{71,58}, X. Y. Zhou⁴⁰, Y. Z. Zhou^{13,f}, J. Zhu⁴⁴, K. Zhu¹, K. J. Zhu^{1,58,63}, L. Zhu³⁵,
 L. X. Zhu⁶³, S. H. Zhu⁷⁰, S. Q. Zhu⁴³, T. J. Zhu^{13,f}, W. J. Zhu^{13,f}, Y. C. Zhu^{71,58}, Z. A. Zhu^{1,63}, J. H. Zou¹, J. Zu^{71,58}

(BESIII Collaboration)

- ¹ *Institute of High Energy Physics, Beijing 100049, People's Republic of China*
² *Beihang University, Beijing 100191, People's Republic of China*
³ *Beijing Institute of Petrochemical Technology, Beijing 102617, People's Republic of China*
⁴ *Bochum Ruhr-University, D-44780 Bochum, Germany*
⁵ *Budker Institute of Nuclear Physics SB RAS (BINP), Novosibirsk 630090, Russia*
⁶ *Carnegie Mellon University, Pittsburgh, Pennsylvania 15213, USA*
⁷ *Central China Normal University, Wuhan 430079, People's Republic of China*
⁸ *Central South University, Changsha 410083, People's Republic of China*
⁹ *China Center of Advanced Science and Technology, Beijing 100190, People's Republic of China*
¹⁰ *China University of Geosciences, Wuhan 430074, People's Republic of China*
¹¹ *Chung-Ang University, Seoul, 06974, Republic of Korea*
¹² *COMSATS University Islamabad, Lahore Campus, Defence Road, Off Raiwind Road, 54000 Lahore, Pakistan*
¹³ *Fudan University, Shanghai 200433, People's Republic of China*
¹⁴ *GSI Helmholtzcentre for Heavy Ion Research GmbH, D-64291 Darmstadt, Germany*
¹⁵ *Guangxi Normal University, Guilin 541004, People's Republic of China*
¹⁶ *Guangxi University, Nanning 530004, People's Republic of China*
¹⁷ *Hangzhou Normal University, Hangzhou 310036, People's Republic of China*
¹⁸ *Hebei University, Baoding 071002, People's Republic of China*
¹⁹ *Helmholtz Institute Mainz, Staudinger Weg 18, D-55099 Mainz, Germany*
²⁰ *Henan Normal University, Xinxiang 453007, People's Republic of China*
²¹ *Henan University, Kaifeng 475004, People's Republic of China*
²² *Henan University of Science and Technology, Luoyang 471003, People's Republic of China*
²³ *Henan University of Technology, Zhengzhou 450001, People's Republic of China*
²⁴ *Huangshan College, Huangshan 245000, People's Republic of China*
²⁵ *Hunan Normal University, Changsha 410081, People's Republic of China*
²⁶ *Hunan University, Changsha 410082, People's Republic of China*
²⁷ *Indian Institute of Technology Madras, Chennai 600036, India*
²⁸ *Indiana University, Bloomington, Indiana 47405, USA*
²⁹ *INFN Laboratori Nazionali di Frascati, (A)INFN Laboratori Nazionali di Frascati, I-00044, Frascati, Italy; (B)INFN Sezione di Perugia, I-06100, Perugia, Italy; (C)University of Perugia, I-06100, Perugia, Italy*
³⁰ *INFN Sezione di Ferrara, (A)INFN Sezione di Ferrara, I-44122, Ferrara, Italy; (B)University of Ferrara, I-44122, Ferrara, Italy*
³¹ *Inner Mongolia University, Hohhot 010021, People's Republic of China*
³² *Institute of Modern Physics, Lanzhou 730000, People's Republic of China*
³³ *Institute of Physics and Technology, Peace Avenue 54B, Ulaanbaatar 13330, Mongolia*
³⁴ *Instituto de Alta Investigación, Universidad de Tarapacá, Casilla 7D, Arica 1000000, Chile*
³⁵ *Jilin University, Changchun 130012, People's Republic of China*
³⁶ *Johannes Gutenberg University of Mainz, Johann-Joachim-Becher-Weg 45, D-55099 Mainz, Germany*
³⁷ *Joint Institute for Nuclear Research, 141980 Dubna, Moscow region, Russia*
³⁸ *Justus-Liebig-Universität Giessen, II. Physikalisches Institut, Heinrich-Buff-Ring 16, D-35392 Giessen, Germany*
³⁹ *Lanzhou University, Lanzhou 730000, People's Republic of China*
⁴⁰ *Liaoning Normal University, Dalian 116029, People's Republic of China*
⁴¹ *Liaoning University, Shenyang 110036, People's Republic of China*
⁴² *Nanjing Normal University, Nanjing 210023, People's Republic of China*
⁴³ *Nanjing University, Nanjing 210093, People's Republic of China*
⁴⁴ *Nankai University, Tianjin 300071, People's Republic of China*
⁴⁵ *National Centre for Nuclear Research, Warsaw 02-093, Poland*
⁴⁶ *North China Electric Power University, Beijing 102206, People's Republic of China*
⁴⁷ *Peking University, Beijing 100871, People's Republic of China*

- ⁴⁸ Qufu Normal University, Qufu 273165, People's Republic of China
- ⁴⁹ Shandong Normal University, Jinan 250014, People's Republic of China
- ⁵⁰ Shandong University, Jinan 250100, People's Republic of China
- ⁵¹ Shanghai Jiao Tong University, Shanghai 200240, People's Republic of China
- ⁵² Shanxi Normal University, Linfen 041004, People's Republic of China
- ⁵³ Shanxi University, Taiyuan 030006, People's Republic of China
- ⁵⁴ Sichuan University, Chengdu 610064, People's Republic of China
- ⁵⁵ Soochow University, Suzhou 215006, People's Republic of China
- ⁵⁶ South China Normal University, Guangzhou 510006, People's Republic of China
- ⁵⁷ Southeast University, Nanjing 211100, People's Republic of China
- ⁵⁸ State Key Laboratory of Particle Detection and Electronics, Beijing 100049, Hefei 230026, People's Republic of China
- ⁵⁹ Sun Yat-Sen University, Guangzhou 510275, People's Republic of China
- ⁶⁰ Suranaree University of Technology, University Avenue 111, Nakhon Ratchasima 30000, Thailand
- ⁶¹ Tsinghua University, Beijing 100084, People's Republic of China
- ⁶² Turkish Accelerator Center Particle Factory Group, (A)Istinye University, 34010, Istanbul, Turkey; (B)Near East University, Nicosia, North Cyprus, 99138, Mersin 10, Turkey
- ⁶³ University of Chinese Academy of Sciences, Beijing 100049, People's Republic of China
- ⁶⁴ University of Groningen, NL-9747 AA Groningen, The Netherlands
- ⁶⁵ University of Hawaii, Honolulu, Hawaii 96822, USA
- ⁶⁶ University of Jinan, Jinan 250022, People's Republic of China
- ⁶⁷ University of Manchester, Oxford Road, Manchester, M13 9PL, United Kingdom
- ⁶⁸ University of Muenster, Wilhelm-Klemm-Strasse 9, 48149 Muenster, Germany
- ⁶⁹ University of Oxford, Keble Road, Oxford OX13RH, United Kingdom
- ⁷⁰ University of Science and Technology Liaoning, Anshan 114051, People's Republic of China
- ⁷¹ University of Science and Technology of China, Hefei 230026, People's Republic of China
- ⁷² University of South China, Hengyang 421001, People's Republic of China
- ⁷³ University of the Punjab, Lahore-54590, Pakistan
- ⁷⁴ University of Turin and INFN, (A)University of Turin, I-10125, Turin, Italy; (B)University of Eastern Piedmont, I-15121, Alessandria, Italy; (C)INFN, I-10125, Turin, Italy
- ⁷⁵ Uppsala University, Box 516, SE-75120 Uppsala, Sweden
- ⁷⁶ Wuhan University, Wuhan 430072, People's Republic of China
- ⁷⁷ Xinyang Normal University, Xinyang 464000, People's Republic of China
- ⁷⁸ Yantai University, Yantai 264005, People's Republic of China
- ⁷⁹ Yunnan University, Kunming 650500, People's Republic of China
- ⁸⁰ Zhejiang University, Hangzhou 310027, People's Republic of China
- ⁸¹ Zhengzhou University, Zhengzhou 450001, People's Republic of China
- ^a Also at the Moscow Institute of Physics and Technology, Moscow 141700, Russia
- ^b Also at the Novosibirsk State University, Novosibirsk, 630090, Russia
- ^c Also at the NRC "Kurchatov Institute", PNPI, 188300, Gatchina, Russia
- ^d Also at Goethe University Frankfurt, 60323 Frankfurt am Main, Germany
- ^e Also at Key Laboratory for Particle Physics, Astrophysics and Cosmology, Ministry of Education; Shanghai Key Laboratory for Particle Physics and Cosmology; Institute of Nuclear and Particle Physics, Shanghai 200240, People's Republic of China
- ^f Also at Key Laboratory of Nuclear Physics and Ion-beam Application (MOE) and Institute of Modern Physics, Fudan University, Shanghai 200443, People's Republic of China
- ^g Also at State Key Laboratory of Nuclear Physics and Technology, Peking University, Beijing 100871, People's Republic of China
- ^h Also at School of Physics and Electronics, Hunan University, Changsha 410082, China
- ⁱ Also at Guangdong Provincial Key Laboratory of Nuclear Science, Institute of Quantum Matter, South China Normal University, Guangzhou 510006, China
- ^j Also at MOE Frontiers Science Center for Rare Isotopes, Lanzhou University, Lanzhou 730000, People's Republic of China
- ^k Also at Lanzhou Center for Theoretical Physics, Lanzhou University, Lanzhou 730000, People's Republic of China
- ^l Also at the Department of Mathematical Sciences, IBA, Karachi 75270, Pakistan

(Dated: March 14, 2025)

Based on 4.5 fb^{-1} of e^+e^- collision data accumulated at center-of-mass energies between 4599.53 MeV and 4698.82 MeV with the BESIII detector, we measure the absolute branching fraction of the Cabibbo-favored decay $\Lambda_c^+ \rightarrow nK_S^0\pi^+$ with the precision improved by a factor of 2.8 and report the first evidence for the singly-Cabibbo-suppressed decay $\Lambda_c^+ \rightarrow nK_S^0K^+$. The branching fractions for $\Lambda_c^+ \rightarrow nK_S^0\pi^+$ and $\Lambda_c^+ \rightarrow nK_S^0K^+$ are determined to be $(1.86 \pm 0.08 \pm 0.04) \times 10^{-2}$ and $(3.9_{-1.4}^{+1.7} \pm 0.3) \times 10^{-4}$, respectively, where the first uncertainties are statistical and the second ones are systematic.

I. INTRODUCTION

Studies of weak decays of charmed baryons provide crucial information on the dynamics of strong and weak

interactions in charm physics. Theoretical predictions for

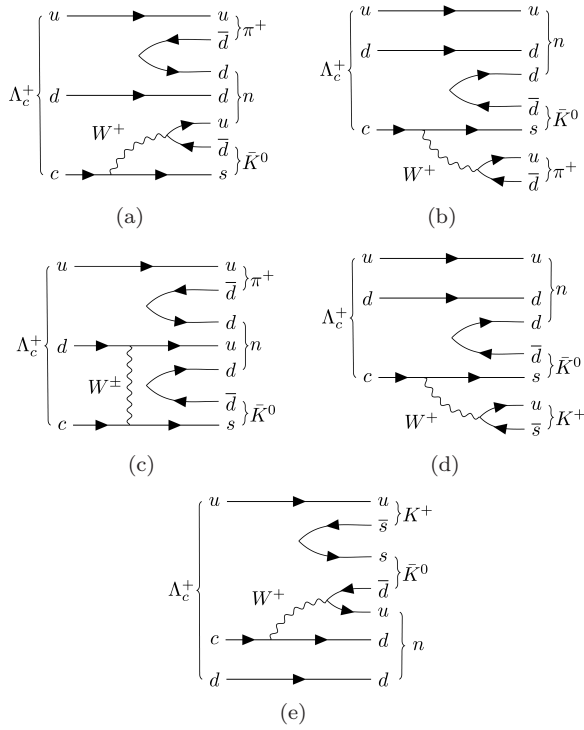


Figure 1. Topological diagrams for (a, b, c) $\Lambda_c^+ \rightarrow n \bar{K}^0 \pi^+$ and (d, e) $\Lambda_c^+ \rightarrow n \bar{K}^0 K^+$.

Λ_c^+ decays are difficult. Decay amplitudes of charmed hadrons are split into two parts, factorizable and non-factorizable [35, 36]. Both external and internal W -emission diagrams are mainly factorizable. Inner W -emission and W -exchange diagrams are non-factorizable. For internal W -emission diagram, the quark produced by the W emission forms part of a meson, as shown in Fig. 1(a), while for the inner W -emission diagram, that quark forms part of a baryon [37, 38], as shown in Fig. 1(e). Unlike charmed mesons, W -exchange diagram, manifested as a baryon pole diagram, is no longer subject to helicity and color suppression, which makes theoretical calculations more complex. There has been much progress in the study of two-body decays of Λ_c^+ in both theory and experiment [38, 39]. However, the dynamics of three-body decays is more complicated due to the contributions of intermediate resonances and theoretical work on three-body decays is insufficient.

According to Ref. [40], two isospin amplitudes $I^{(0)}$ and $I^{(1)}$ for $\Lambda_c^+ \rightarrow n K_S^0 \pi^+$ are defined as $N \bar{K}$ isospin singlet and isospin triplet. Based on isospin symmetry, the ratio R between the moduli of the two isospin amplitudes is

$$\frac{|I^{(1)}|}{|I^{(0)}|} = \sqrt{\frac{\mathcal{B}(pK^-\pi^+) + \mathcal{B}(n\bar{K}^0\pi^+) - \mathcal{B}(p\bar{K}^0\pi^0)}{2\mathcal{B}(p\bar{K}^0\pi^0)}}, \quad (1)$$

and their relative strong phase

$$\cos \delta = \frac{\mathcal{B}(n\bar{K}^0\pi^+) - \mathcal{B}(pK^-\pi^+)}{2\sqrt{\mathcal{B}(p\bar{K}^0\pi^0)(\mathcal{B}(pK^-\pi^+) + \mathcal{B}(n\bar{K}^0\pi^+) - \mathcal{B}(p\bar{K}^0\pi^0)}}. \quad (2)$$

Therefore, R and $\cos \delta$ can be extracted using the mea-

sured branching fractions (BFs) of $pK^-\pi^+$, $p\bar{K}^0\pi^0$ and $n\bar{K}^0\pi^+$.

The $\Lambda_c^+ \rightarrow n \bar{K}^0 \pi^+$ decay is one of the significant decays of the Λ_c^+ involving a neutron. Figures 1(a), 1(b), and 1(c) show the leading-order topological diagrams for $\Lambda_c^+ \rightarrow n \bar{K}^0 \pi^+$, which proceed via internal W -emission, external W -emission, and W -exchange, respectively. Hence, $\Lambda_c^+ \rightarrow n \bar{K}^0 \pi^+$ decay is dominated by the weak transition $c \rightarrow sud$. The external W -emission diagram, as shown in Fig. 1(b), where a π^+ is emitted and the $N \bar{K}$ forms an isospin singlet, is dominated by $I^{(0)}$. If factorization works, non-factorizable components, such as Fig. 1(c), contribute far less than external and internal W -emission diagrams, so the amplitude of $\Lambda_c^+ \rightarrow n K_S^0 \pi^+$ is dominated by $I^{(0)}$, and the two independent isospin amplitudes are real with vanishing phases at leading order. The measured R can be used to validate the factorization scheme in Λ_c^+ decays, and the measured $\cos \delta$ provides essential input for the analysis of hadronic decays into other baryons and testing isospin symmetry. In 2014, BESIII measured the BF of $\Lambda_c^+ \rightarrow n K_S^0 \pi^+$ for the first time to be $(1.82 \pm 0.25)\%$ [41]. Combining with the known BFs of $\Lambda_c^+ \rightarrow p \bar{K}^0 \pi^0$ and $\Lambda_c^+ \rightarrow p K^-\pi^+$ [42], R and $\cos \delta$ are evaluated to be 1.14 ± 0.11 and -0.24 ± 0.08 , respectively.

The $\Lambda_c^+ \rightarrow n \bar{K}^0 K^+$ decay is a singly-Cabibbo-suppressed process. Figures 1(d) and 1(e) show the leading-order topological diagrams for $\Lambda_c^+ \rightarrow n \bar{K}^0 K^+$, which proceed via external W -emission and inner W -emission, respectively. Hence, the $\Lambda_c^+ \rightarrow n \bar{K}^0 K^+$ decay is dominated by two weak transitions, $c \rightarrow s \bar{u} u$ and $c \rightarrow d \bar{d} u$. Therefore, we cannot define physical quantities based on isospin symmetry for $\Lambda_c^+ \rightarrow n \bar{K}^0 K^+$ and its isospin partners $\Lambda_c^+ \rightarrow p K^+ K^-$ and $\Lambda_c^+ \rightarrow p K^0 \bar{K}^0$. Instead, the measurement of the BF of $\Lambda_c^+ \rightarrow n K_S^0 K^+$ can help us to understand the non-factorizable contribution of Λ_c^+ decays. However, there is no experimental measurement of $\Lambda_c^+ \rightarrow n K_S^0 K^+$ available yet.

In this paper, we report the measurement of branching fraction of $\Lambda_c^+ \rightarrow n K_S^0 \pi^+$ with an improved precision and the first evidence of $\Lambda_c^+ \rightarrow n K_S^0 K^+$, using 4.5 fb^{-1} of e^+e^- collision data collected at center-of-mass (c.m.) energies between 4599.53 MeV and 4698.82 MeV with the BESIII detector. Since these energy points are just above the $\Lambda_c^+ \bar{\Lambda}_c^-$ pair production threshold, the $\Lambda_c^+ \bar{\Lambda}_c^-$ pairs are produced cleanly without additional fragmentation hadrons, which makes it feasible to apply the double-tag (DT) method [43] and reconstruct the neutron with a missing-mass technique. The $\bar{\Lambda}_c^-$, denoted as single-tag (ST) candidate, is reconstructed using eleven exclusive hadronic decay modes, as listed in TABLE I. The Λ_c^+ is reconstructed in the system recoiling against the ST candidate, and an event containing an ST $\bar{\Lambda}_c^-$ and a signal Λ_c^+ is denoted as the DT candidate. Charge conjugation is always implied throughout this paper.

II. BESIII EXPERIMENT AND MONTE CARLO SIMULATION

The BESIII detector [44] records symmetric e^+e^- collisions provided by the BEPCII storage ring [45] in the c.m. energy range from 2.0 to 4.95 GeV, with a peak luminosity of $1.0 \times 10^{33} \text{ cm}^{-2}\text{s}^{-1}$ achieved at a c.m. energy of $\sqrt{s} = 3.77$ GeV. BESIII has collected large data samples in this energy region [46]. The cylindrical core of the BESIII detector covers 93% of the full solid angle and comprises a helium-based multilayer drift chamber (MDC), a plastic scintillator time-of-flight system (TOF), and a CsI(Tl) electromagnetic calorimeter (EMC), which are all enclosed in a superconducting solenoidal magnet providing a 1.0 T magnetic field. The solenoid is supported by an octagonal flux-return yoke which is segmented into layers and instrumented with resistive plate counters modules for muon identification. The charged-particle momentum resolution at 1 GeV/c is 0.5%, and ionization energy loss dE/dx resolution is 6% for electrons from Bhabha scattering. The EMC measures photon energies with a resolution of 2.5% (5%) at 1 GeV in the barrel (end cap) region. The time resolution in the TOF barrel region is 68 ps, while that in the end cap region was 110 ps. The end cap TOF system was upgraded in 2015 using multi-gap resistive plate chamber technology, providing a time resolution of 60 ps [47–49]. About 85% of the $\Lambda_c^+\bar{\Lambda}_c^-$ pairs are produced in data taken after this upgrade. More detailed descriptions can be found in Refs. [44, 45].

Simulated data samples are produced with a GEANT4-based [50] Monte-Carlo (MC) package, which includes the geometric description of the BESIII detector [51–53] and the time-dependent detector response. The simulation models the beam-energy spread and initial-state radiation (ISR) in the e^+e^- annihilations with the generator KKMC [54]. Final-state radiation from charged final-state particles is incorporated using PHOTOS [55] package.

The “inclusive MC sample” includes the production of $\Lambda_c^+\bar{\Lambda}_c^-$ pairs, open-charmed mesons, ISR production of vector charmonium(-like) states, and continuum processes which are incorporated in KKMC [54, 56]. All the known decay modes are modeled with EVTGEN [57, 58] using the BFs taken from the PDG [42]. The remaining unknown charmonium decays are modeled with LUNDCHARM [59, 60]. The inclusive MC sample is used to determine the ST efficiencies and estimate backgrounds. The “signal MC sample” denotes the exclusive processes where $\bar{\Lambda}_c^-$ decays to eleven ST modes and Λ_c^+ decays to $\Lambda_c^+ \rightarrow nK_S^0\pi^+$ or $\Lambda_c^+ \rightarrow nK_S^0K^+$, with $K_S^0 \rightarrow \pi^+\pi^-$. The signal MC samples are used to evaluate the DT efficiencies and extract the signal shapes. The $\Lambda_c^+ \rightarrow nK_S^0\pi^+$ and $\Lambda_c^+ \rightarrow nK_S^0K^+$ signal MC samples are simulated with a phase space (PHSP) model, where the events are evenly distributed in PHSP. For $\Lambda_c^+ \rightarrow nK_S^0\pi^+$, the two-body invariant mass distributions have been weighted to match those of data, as detailed in Sec. IV. The “exclusive background MC sample” denotes the exclu-

sive processes where $\bar{\Lambda}_c^-$ decays to eleven ST modes and Λ_c^+ decays to $n\pi^+\pi^-\pi^+$, $\Sigma^+\pi^-\pi^+$ and $\Sigma^-\pi^+\pi^+$. The MC samples for the dominant backgrounds are utilized to estimate the contamination rates and extract peaking background shapes.

III. EVENT SELECTION

The selection criteria for ST candidates are the same as Ref. [61]. The ST $\bar{\Lambda}_c^-$ baryons are identified with beam-constrained mass $M_{BC} \equiv \sqrt{E_{\text{beam}}^2/c^4 - p^2/c^2}$, where E_{beam} is the beam energy and p is the measured momentum of $\bar{\Lambda}_c^-$ in the c.m. system of e^+e^- collision. The signal and sideband regions for ST candidates are chosen as (2.280, 2.296) GeV/ c^2 and (2.250, 2.270) GeV/ c^2 , respectively. Candidates falling in the signal region are retained for further signal-side reconstruction, and those falling in the sideband region are used to estimate background contributions.

Two signal channels are reconstructed through the decays $\Lambda_c^+ \rightarrow nK_S^0\pi^+$ and $\Lambda_c^+ \rightarrow nK_S^0K^+$ with $K_S^0 \rightarrow \pi^+\pi^-$, recoiling against the ST candidates. Charged tracks detected in the MDC are required to be within a polar angle (θ) range of $|\cos\theta| < 0.93$, where θ is defined with respect to the z -axis, which is the symmetry axis of the MDC. The K_S^0 candidate is reconstructed from two oppositely charged tracks satisfying $|V_z| < 20$ cm, where V_z denotes the closest distance from the track itself to the e^+e^- interaction point (IP) along z -axis. No distance constraint in xy plane is required. A loose particle identification (PID) [62] requirement is imposed on the two charged tracks. The loose PID procedure uses information from either the time of flight in the TOF or the dE/dx in the MDC to calculate χ_h^2 ($h = \pi, K$) for each hadron h hypothesis. Charged tracks from the K_S^0 are identified as pions when either χ_π^2 or χ_K^2 is less than 4. The pions are constrained to originate from a common vertex. The decay length of the K_S^0 candidate is required to be greater than twice the vertex resolution away from the IP, *i.e.*, $L/\sigma_L > 2$, where L and σ_L denote the three-dimensional (3D) decay length and its uncertainty, respectively. If there are multiple K_S^0 candidates, the one with the largest L/σ_L is kept.

Apart from the K_S^0 candidate, we require one additional charged track. The remaining charged pion (kaon) is further required to satisfy $|V_z| < 10$ cm and $V_r < 1$ cm, where V_r denotes the distance to the IP in xy plane, and they must also pass the requirements on the loose PID $\chi_{\pi,K}^2$ given above. The PID likelihood $\mathcal{L}(h)$ ($h = p, K, \pi$) is calculated combining measurements of the energy deposited in the MDC (dE/dx) and the flight time in the TOF for each hadron h hypothesis. The charged tracks are identified as pions when $\mathcal{L}(\pi) > \mathcal{L}(K)$ and $\mathcal{L}(\pi) > 0$, and identified as kaons when $\mathcal{L}(K) > \mathcal{L}(\pi)$ and $\mathcal{L}(K) > 0$.

The undetected neutron candidates are identified with the kinematic variable, $M_{\text{miss}}^2 \equiv E_{\text{miss}}^2/c^4 - |\vec{p}_{\text{miss}}|^2/c^2$.

Here, E_{miss} and \vec{p}_{miss} are calculated by $E_{\text{miss}} \equiv E_{\text{beam}} - E_{\text{rec}}$ and $\vec{p}_{\text{miss}} \equiv \vec{p}_{\Lambda_c^+} - \vec{p}_{\text{rec}}$, respectively, where E_{rec} (\vec{p}_{rec}) is the energy (momentum) of the three reconstructed tracks in the e^+e^- c.m. system, and the momentum of the particles from K_S^0 decay are calculated with respect to the K_S^0 vertex. The Λ_c^+ momentum $\vec{p}_{\Lambda_c^+}$ is derived by $\vec{p}_{\Lambda_c^+} \equiv -\hat{p}_{\text{tag}} \sqrt{E_{\text{beam}}^2/c^2 - m_{\Lambda_c^+}^2}$, where \hat{p}_{tag} is the momentum direction of $\bar{\Lambda}_c^-$ and $m_{\Lambda_c^+}$ is the nominal mass of the Λ_c^+ [42]. The M_{miss}^2 spectrum is expected to peak around $0.883 \text{ GeV}^2/c^4$, which is the nominal neutron mass squared [42].

A study of the inclusive MC sample shows that there are potential peaking backgrounds for both signal processes. For $\Lambda_c^+ \rightarrow nK_S^0\pi^+$, we require the invariant mass differences $M_{n\pi^+} - M_{\text{miss}}$ and $M_{n\pi^-} - M_{\text{miss}}$ not to fall in the ranges $(0.235, 0.265) \text{ GeV}/c^2$ or $(0.240, 0.270) \text{ GeV}/c^2$ to eliminate the contributions from $\Lambda_c^+ \rightarrow \Sigma^+\pi^+\pi^-$ and $\Lambda_c^+ \rightarrow \Sigma^-\pi^+\pi^+$, respectively, where $M_{n\pi^+}$ is the invariant mass of the missing neutron and the π^+ . For $\Lambda_c^+ \rightarrow nK_S^0K^+$, we require the invariant mass differences $M_{n\pi^+} - M_{\text{miss}}$ and $M_{n\pi^-} - M_{\text{miss}}$ to be outside the intervals $(0.240, 0.260) \text{ GeV}/c^2$ and $(0.248, 0.268) \text{ GeV}/c^2$, respectively, to suppress contributions from $\Lambda_c^+ \rightarrow \Sigma^+\pi^-K^+$ and $\Lambda_c^+ \rightarrow \Sigma^-\pi^+K^+$.

IV. ABSOLUTE BF MEASUREMENTS

The signal yield of $\Lambda_c^+ \rightarrow nK_S^0\pi^+$ or $\Lambda_c^+ \rightarrow nK_S^0K^+$ is determined by a two-dimensional (2D) unbinned maximum likelihood fit to the spectra of M_{miss}^2 and $M_{\pi^+\pi^-}$ with the combined data sets of seven energy points. Figure 2 shows the projections of 2D fits to the data samples for each mode. The signal shapes are extracted from signal MC samples and then convolved with 2D Gaussian functions accounting for the data-MC difference in the detection resolution. The parameters of Gaussian functions are derived from one-dimensional fit to the data sample of $\Lambda_c^+ \rightarrow nK_S^0\pi^+$ and fixed in the 2D fit.

For $\Lambda_c^+ \rightarrow nK_S^0\pi^+$, a small amount of background remains which peaks in M_{miss}^2 spectrum including $\Lambda_c^+ \rightarrow n\pi^+\pi^-\pi^+$, $\Lambda_c^+ \rightarrow \Sigma^+\pi^-\pi^+$, and $\Lambda_c^+ \rightarrow \Sigma^-\pi^+\pi^+$, which are flat in the $M_{\pi^+\pi^-}$ spectrum.

The contamination rates of these channels are estimated using exclusive background MC samples with the corresponding BFs taken from Refs. [42, 61]. The background yields obtained are 9.2 ± 0.5 , 12.7 ± 1.5 and 7.7 ± 1.4 for $\Lambda_c^+ \rightarrow n\pi^+\pi^-\pi^+$, $\Lambda_c^+ \rightarrow \Sigma^+\pi^-\pi^+$, and $\Lambda_c^+ \rightarrow \Sigma^-\pi^+\pi^+$, respectively. Backgrounds from other Λ_c^+ channels are flat in both the M_{miss}^2 and $M_{\pi^+\pi^-}$ spectra, which are described by a product of two flat functions in the M_{miss}^2 and $M_{\pi^+\pi^-}$ dimensions.

For $\Lambda_c^+ \rightarrow nK_S^0K^+$, the background processes, such as $\Lambda_c^+ \rightarrow pK_S^0\pi^0\pi^0$, peak in $M_{\pi^+\pi^-}$ and are flat in M_{miss}^2 . Other Λ_c^+ backgrounds are flat in both M_{miss}^2 and $M_{\pi^+\pi^-}$ spectra. Therefore, the background from Λ_c^+ decays, $f_{\Lambda_c^+ \text{ bkg}}$, is modeled as a product of flat background shape

in the M_{miss}^2 dimension and a sum of two probability density functions (PDFs) in the $M_{\pi^+\pi^-}$ dimension, specifically, a constant function, k_0 , and a K_S^0 shape, $f_{K_S^0 \text{ shape}}$, convolved with a Gaussian function, f_{Gaus}

$$f_{\Lambda_c^+ \text{ bkg}} \propto k_0 \cdot \left[(1-F) \cdot k_0 + F \cdot f_{K_S^0 \text{ shape}} \otimes f_{\text{Gaus}} \right], \quad (3)$$

where F denotes the fraction of the K_S^0 component which is floating in the fit.

The background originating from mis-tagged $\bar{\Lambda}_c^-$ is denoted as non- Λ_c^+ background. Many K_S^0 are produced in the continuum hadron process, and so the non- Λ_c^+ background includes a peak in $M_{\pi^+\pi^-}$ and is flat in M_{miss}^2 . The non- Λ_c^+ background PDF, $f_{\text{non-}\Lambda_c^+}$, is described by a product of a polynomial, f_{Poly} , in the M_{miss}^2 dimension and a two-component PDF in the $M_{\pi^+\pi^-}$ dimension. This PDF is the sum of a linear function and a K_S^0 peak shape convolved with a Gaussian

$$f_{\text{non-}\Lambda_c^+} \propto f_{\text{Poly}} \cdot \left[(1-F_2) \cdot f_{\text{Poly}} + F_2 \cdot f_{K_S^0 \text{ shape}} \otimes f_{\text{Gaus}} \right], \quad (4)$$

where f_{Poly} represents a first-order Chebyshev polynomial for $\Lambda_c^+ \rightarrow nK_S^0\pi^+$, flat mass-independent function for $\Lambda_c^+ \rightarrow nK_S^0K^+$, F_2 denotes the fraction of K_S^0 component floated in the fit. The yield and shape of the non- Λ_c^+ background are shared with the data sets in the sideband region of M_{BC} in the ST side. The yield ratio between signal region and sideband region, denoted as A , is fixed to 1.262 ± 0.005 according to the fit to the ST M_{BC} distributions.

The signal yields for $\Lambda_c^+ \rightarrow nK_S^0\pi^+$ and $\Lambda_c^+ \rightarrow nK_S^0K^+$ are 556.4 ± 25.5 and $8.8_{-3.1}^{+3.9}$, respectively, where the uncertainties are statistical. The statistical significances of $\Lambda_c^+ \rightarrow nK_S^0\pi^+$ and $\Lambda_c^+ \rightarrow nK_S^0K^+$ are $>10\sigma$ and 3.8σ , respectively, as calculated based on the difference of the log likelihood with and without including the signal component in the fit.

The BFs of $\Lambda_c^+ \rightarrow nK_S^0\pi^+$ and $\Lambda_c^+ \rightarrow nK_S^0K^+$ are determined by

$$\mathcal{B} = \frac{N^{\text{DT}}}{\sum_{ij} N_{ij}^{\text{ST}} \cdot (\varepsilon_{ij}^{\text{DT}} / \varepsilon_{ij}^{\text{ST}}) \cdot \mathcal{B}_{\text{int}}}, \quad (5)$$

where the indices i and j denote the ST modes and seven c.m. energies, respectively; \mathcal{B}_{int} denotes the BF of $K_S^0 \rightarrow \pi^+\pi^-$ [42]; N^{DT} represents the total signal yields summing over eleven ST modes and seven energy points; $\varepsilon_{ij}^{\text{DT}}$, N_{ij}^{ST} , and $\varepsilon_{ij}^{\text{ST}}$ represent DT efficiencies, ST yields, and ST efficiencies, respectively.

The determinations of the ST yields and ST efficiencies are the same as Ref. [61]. For $\Lambda_c^+ \rightarrow nK_S^0\pi^+$, the hep_ml [63] package is utilized to re-weight the PHSP MC sample to consider potential intermediate states. The PHSP MC samples are trained with background-subtracted data in the $M_{nK_S^0}$, $M_{n\pi^+}$, and $M_{K_S^0\pi^+}$ spectra based on boosted decision trees (BDTs), and the weight is calculated accordingly for each event. The weighted signal MC samples are used to estimate the DT efficiencies for

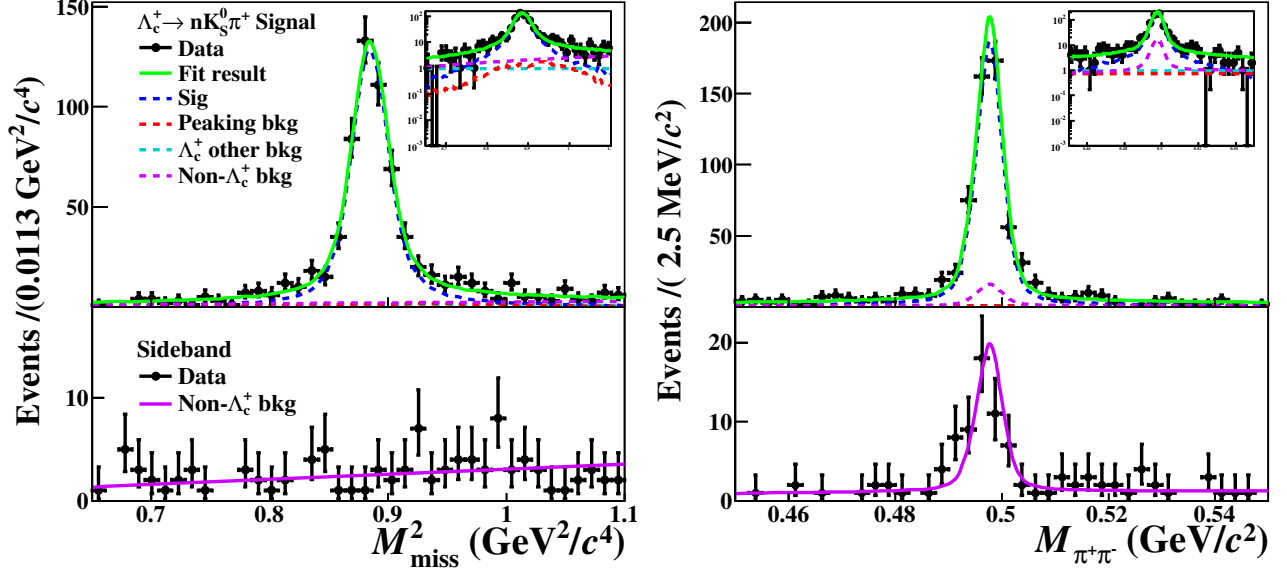
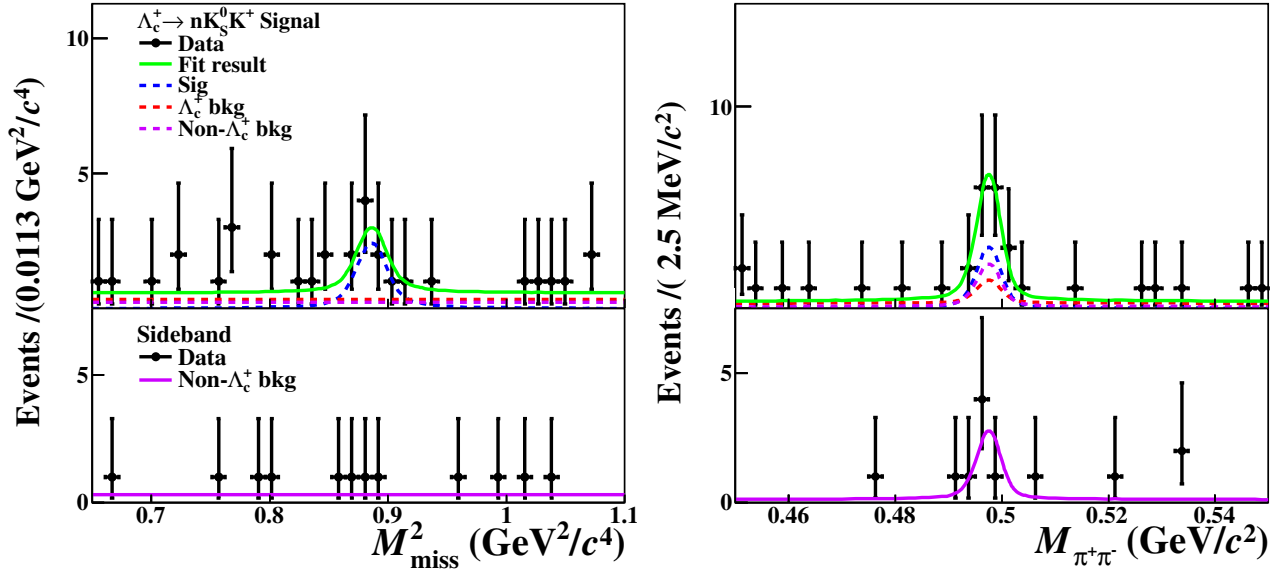
(a) Projections of the 2D simultaneous fits to $\Lambda_c^+ \rightarrow nK_S^0\pi^+$.(b) Projections of the 2D simultaneous fits to $\Lambda_c^+ \rightarrow nK_S^0K^+$.

Figure 2. The top and bottom sections in each of the four plots show data from the signal and sideband regions in M_{BC} , respectively. The black dots with error bars represent data, the green solid lines represent the total fit results, the blue dashed lines represent the signal shapes, and the magenta dashed (solid) lines represent the non- Λ_c^+ backgrounds in signal (sideband) region. For $\Lambda_c^+ \rightarrow nK_S^0\pi^+$, the peaking and flat backgrounds from Λ_c^+ decays are represented by the red and teal dashed lines, respectively. For $\Lambda_c^+ \rightarrow nK_S^0K^+$, the Λ_c^+ backgrounds are represented by the red dashed lines. All these signal and background components are drawn separately.

$\Lambda_c^+ \rightarrow nK_S^0\pi^+$. The DT efficiencies for $\Lambda_c^+ \rightarrow nK_S^0\pi^+$ are estimated by PHSP MC samples. The ST yields, ST efficiencies, and DT efficiencies at the seven energy points are listed in TABLES I, II, III, and IV. Finally, the BFs are determined to be $(1.86 \pm 0.08) \times 10^{-2}$ and $(3.9_{-1.4}^{+1.7}) \times 10^{-4}$ for $\Lambda_c^+ \rightarrow nK_S^0\pi^+$ and $\Lambda_c^+ \rightarrow nK_S^0K^+$,

respectively, where only statistical uncertainty is considered.

TABLE I. The ST yields, N_i^{ST} , at the seven energy points and the totals. The uncertainties are statistical only.

N_i^{ST}	4599.53 MeV	4611.86 MeV	4628.00 MeV	4640.91 MeV	4661.24 MeV	4681.92 MeV	4698.82 MeV	Total
$\bar{p}K_S^0$	1243 ± 35	226 ± 15	994 ± 33	1048 ± 34	1044 ± 33	3141 ± 57	889 ± 30	8585 ± 95
$\bar{p}K^+\pi^-$	6607 ± 89	1094 ± 37	5513 ± 37	5842 ± 83	5447 ± 79	15919 ± 134	4680 ± 73	45102 ± 217
$\bar{p}K_S^0\pi^0$	587 ± 33	119 ± 16	569 ± 33	552 ± 33	527 ± 32	1591 ± 56	414 ± 30	4359 ± 93
$\bar{p}K_S^0\pi^-\pi^+$	594 ± 33	100 ± 15	475 ± 30	484 ± 30	487 ± 21	1365 ± 51	414 ± 28	3919 ± 83
$\bar{p}K^+\pi^-\pi^0$	1965 ± 71	331 ± 30	1453 ± 75	1458 ± 63	1460 ± 63	4361 ± 109	1172 ± 62	12200 ± 188
$\bar{\Lambda}\pi^-$	738 ± 27	116 ± 11	636 ± 27	664 ± 27	624 ± 26	1916 ± 45	495 ± 23	5189 ± 74
$\bar{\Lambda}\pi^-\pi^0$	1681 ± 54	281 ± 22	1342 ± 50	1483 ± 50	1338 ± 46	3900 ± 78	1145 ± 43	11170 ± 136
$\bar{\Lambda}\pi^-\pi^+\pi^-$	744 ± 35	130 ± 14	547 ± 31	690 ± 34	703 ± 33	1847 ± 55	569 ± 31	5230 ± 93
$\bar{\Sigma}^0\pi^-$	502 ± 25	95 ± 12	384 ± 22	413 ± 23	414 ± 22	1267 ± 38	334 ± 20	3409 ± 64
$\bar{\Sigma}^-\pi^0$	309 ± 24	68 ± 10	242 ± 21	271 ± 22	264 ± 22	770 ± 38	216 ± 21	2140 ± 63
$\bar{\Sigma}^-\pi^-\pi^+$	1146 ± 47	204 ± 21	922 ± 19	995 ± 46	949 ± 44	2729 ± 79	848 ± 42	7793 ± 123
Total	16116 ± 157	2764 ± 67	13077 ± 125	13900 ± 147	13257 ± 140	38806 ± 243	11176 ± 133	109096 ± 403

TABLE II. The ST efficiencies, $\varepsilon_i^{\text{ST}}$, at the seven energy points. The uncertainties are statistical only and the quoted efficiencies do not include the K_S^0 BF.

$\varepsilon_i^{\text{ST}}(\%)$	4599.53 MeV	4611.86 MeV	4628.00 MeV	4640.91 MeV	4661.24 MeV	4681.92 MeV	4698.82 MeV
$\bar{p}K_S^0$	54.6 ± 0.2	50.8 ± 0.6	48.9 ± 0.2	47.9 ± 0.2	46.4 ± 0.2	45.2 ± 0.1	44.1 ± 0.2
$\bar{p}K^+\pi^-$	49.9 ± 0.1	47.8 ± 0.2	46.1 ± 0.1	45.3 ± 0.1	44.3 ± 0.1	42.8 ± 0.1	41.9 ± 0.1
$\bar{p}K_S^0\pi^0$	22.2 ± 0.2	20.8 ± 0.4	19.2 ± 0.2	19.1 ± 0.2	18.2 ± 0.2	17.6 ± 0.1	16.7 ± 0.2
$\bar{p}K_S^0\pi^-\pi^+$	22.8 ± 0.2	20.4 ± 0.4	19.2 ± 0.2	19.3 ± 0.2	18.3 ± 0.2	18.7 ± 0.1	17.4 ± 0.2
$\bar{p}K^+\pi^-\pi^0$	19.4 ± 0.1	18.1 ± 0.2	16.8 ± 0.1	16.2 ± 0.1	15.7 ± 0.1	15.4 ± 0.0	14.9 ± 0.1
$\bar{\Lambda}\pi^-$	47.1 ± 0.3	44.2 ± 0.6	40.7 ± 0.3	40.2 ± 0.3	38.8 ± 0.3	38.2 ± 0.2	36.2 ± 0.3
$\bar{\Lambda}\pi^-\pi^0$	20.8 ± 0.1	18.4 ± 0.2	17.6 ± 0.1	17.5 ± 0.1	16.9 ± 0.1	16.1 ± 0.1	15.7 ± 0.1
$\bar{\Lambda}\pi^-\pi^+\pi^-$	15.1 ± 0.1	12.7 ± 0.3	12.7 ± 0.1	13.2 ± 0.1	12.7 ± 0.1	12.5 ± 0.1	13.0 ± 0.1
$\bar{\Sigma}^0\pi^-$	28.4 ± 0.2	24.8 ± 0.5	25.3 ± 0.2	24.2 ± 0.2	24.0 ± 0.2	23.2 ± 0.1	21.9 ± 0.2
$\bar{\Sigma}^-\pi^0$	22.8 ± 0.3	21.0 ± 0.6	21.5 ± 0.3	22.3 ± 0.3	20.5 ± 0.3	19.6 ± 0.1	18.3 ± 0.3
$\bar{\Sigma}^-\pi^-\pi^+$	24.5 ± 0.1	23.8 ± 0.3	21.9 ± 0.1	21.6 ± 0.1	20.9 ± 0.1	20.0 ± 0.1	19.9 ± 0.1

TABLE III. The DT efficiencies of $\Lambda_c^+ \rightarrow nK_S^0\pi^+$, $\varepsilon_i^{\text{DT}}$, at the seven energy points. The uncertainties are statistical only and the quoted efficiencies do not include the K_S^0 BF.

$\varepsilon_i^{\text{DT}}(\%)$	4599.53 MeV	4611.86 MeV	4628.00 MeV	4640.91 MeV	4661.24 MeV	4681.92 MeV	4698.82 MeV
$\bar{p}K_S^0$	23.1 ± 0.1	21.1 ± 0.1	19.7 ± 0.1	19.2 ± 0.1	18.9 ± 0.1	18.5 ± 0.2	17.7 ± 0.1
$\bar{p}K^+\pi^-$	20.1 ± 0.1	19.0 ± 0.1	18.1 ± 0.1	17.6 ± 0.1	17.8 ± 0.1	17.3 ± 0.2	16.6 ± 0.1
$\bar{p}K_S^0\pi^0$	8.9 ± 0.1	8.1 ± 0.1	7.7 ± 0.1	7.4 ± 0.1	7.3 ± 0.1	7.1 ± 0.1	6.9 ± 0.1
$\bar{p}K_S^0\pi^-\pi^+$	8.1 ± 0.1	7.1 ± 0.1	6.7 ± 0.1	6.5 ± 0.1	6.8 ± 0.1	6.3 ± 0.1	6.0 ± 0.1
$\bar{p}K^+\pi^-\pi^0$	8.0 ± 0.1	7.2 ± 0.1	6.8 ± 0.1	6.6 ± 0.1	6.6 ± 0.1	6.3 ± 0.1	6.0 ± 0.1
$\bar{\Lambda}\pi^-$	19.5 ± 0.1	17.3 ± 0.1	16.4 ± 0.1	16.5 ± 0.1	15.9 ± 0.1	15.0 ± 0.2	14.5 ± 0.1
$\bar{\Lambda}\pi^-\pi^0$	8.3 ± 0.1	7.3 ± 0.1	6.9 ± 0.1	6.6 ± 0.1	6.5 ± 0.1	6.4 ± 0.1	6.0 ± 0.1
$\bar{\Lambda}\pi^-\pi^+\pi^-$	5.5 ± 0.1	4.8 ± 0.1	4.6 ± 0.1	4.7 ± 0.1	4.6 ± 0.1	4.4 ± 0.1	4.4 ± 0.1
$\bar{\Sigma}^0\pi^-$	11.7 ± 0.1	10.5 ± 0.1	9.8 ± 0.1	9.9 ± 0.1	9.3 ± 0.1	9.2 ± 0.1	8.8 ± 0.1
$\bar{\Sigma}^-\pi^0$	9.8 ± 0.1	9.5 ± 0.1	8.7 ± 0.1	8.3 ± 0.1	8.0 ± 0.1	7.8 ± 0.1	7.6 ± 0.1
$\bar{\Sigma}^-\pi^-\pi^+$	10.0 ± 0.1	9.1 ± 0.1	8.8 ± 0.1	8.6 ± 0.1	8.5 ± 0.1	7.9 ± 0.1	7.8 ± 0.1

TABLE IV. The DT efficiencies of $\Lambda_c^+ \rightarrow nK_S^0 K^+$, $\varepsilon_i^{\text{DT}}$, at the seven energy points. The uncertainties are statistical only and the quoted efficiencies do not include the K_S^0 BF.

$\varepsilon_i^{\text{DT}}(\%)$	4599.53 MeV	4611.86 MeV	4628.00 MeV	4640.91 MeV	4661.24 MeV	4681.92 MeV	4698.82 MeV
$\bar{p}K_S^0$	17.5 ± 0.1	15.6 ± 0.1	14.9 ± 0.1	14.6 ± 0.1	14.4 ± 0.1	13.9 ± 0.1	13.3 ± 0.1
$\bar{p}K^+\pi^-$	15.6 ± 0.1	14.5 ± 0.1	13.8 ± 0.1	13.6 ± 0.1	13.3 ± 0.1	13.1 ± 0.1	12.7 ± 0.1
$\bar{p}K_S^0\pi^0$	6.8 ± 0.1	6.1 ± 0.1	5.7 ± 0.1	5.6 ± 0.1	5.4 ± 0.1	5.4 ± 0.1	5.4 ± 0.1
$\bar{p}K_S^0\pi^-\pi^+$	5.9 ± 0.1	5.1 ± 0.1	4.8 ± 0.1	4.7 ± 0.1	4.8 ± 0.1	4.8 ± 0.1	4.7 ± 0.1
$\bar{p}K^+\pi^-\pi^0$	5.6 ± 0.1	5.3 ± 0.1	4.9 ± 0.1	4.8 ± 0.1	4.5 ± 0.1	4.5 ± 0.1	4.4 ± 0.1
$\bar{\Lambda}\pi^-$	14.8 ± 0.1	13.1 ± 0.1	12.3 ± 0.1	12.2 ± 0.1	11.9 ± 0.1	11.7 ± 0.1	11.1 ± 0.1
$\bar{\Lambda}\pi^-\pi^0$	6.2 ± 0.1	5.4 ± 0.1	5.1 ± 0.1	4.9 ± 0.1	4.7 ± 0.1	4.6 ± 0.1	4.6 ± 0.1
$\bar{\Lambda}\pi^-\pi^+\pi^-$	4.1 ± 0.1	3.5 ± 0.1	3.4 ± 0.1	3.4 ± 0.1	3.4 ± 0.1	3.3 ± 0.1	3.2 ± 0.1
$\bar{\Sigma}^0\pi^-$	8.9 ± 0.1	7.9 ± 0.1	7.5 ± 0.1	7.3 ± 0.1	7.0 ± 0.1	6.9 ± 0.1	6.7 ± 0.1
$\bar{\Sigma}^-\pi^0$	7.4 ± 0.1	7.0 ± 0.1	6.6 ± 0.1	6.3 ± 0.1	6.4 ± 0.1	5.9 ± 0.1	5.6 ± 0.1
$\bar{\Sigma}^-\pi^-\pi^+$	7.8 ± 0.1	6.9 ± 0.1	6.7 ± 0.1	6.3 ± 0.1	6.1 ± 0.1	6.1 ± 0.1	5.8 ± 0.1

V. SYSTEMATIC UNCERTAINTIES

Most systematic uncertainties from the ST side cancel out in the BF measurements, as illustrated in Eq. (5). Systematic uncertainties from different sources are summarized in TABLE V and discussed in the following.

TABLE V. Relative systematic uncertainties in percentage for the BF measurements. The total systematic uncertainty is the sum in quadrature of the individual components. “—” indicates cases with no uncertainty or negligible.

Source	$nK_S^0\pi^+$	$nK_S^0K^+$
Multiplicative systematic uncertainties		
Extra charged track veto	1.5	1.5
π^+ , K^+ tracking and PID	0.6	1.4
K_S^0 reconstruction	1.1	1.8
$\Sigma\pi\pi$, $\Sigma K\pi$ vetoes	—	—
$\Sigma\pi\pi$ and $n\pi^+\pi^-\pi^+$ background	—	—
Intermediate BF	0.1	0.1
MC statistics	0.4	0.4
ST fitting models	0.2	0.2
MC model	0.9	6.7
Multiplicative total	2.2	7.2
Additive systematic uncertainties		
Ratio A	—	—
Fitting models in the signal side	0.5	3.4
Additive total	0.5	3.4
Total	2.3	8.0

(I) *No extra charged track.* We use the control sample $\Lambda_c^+ \rightarrow \Sigma^-(n\pi^-\pi^+\pi^+)$ to estimate the systematic uncertainty due to the extra charged track veto. We require only three charged tracks remain recoiling against the ST side; the efficiency difference 1.5% between data and MC simulation is assigned as the systematic uncertainty.

(II) π^+ , K^+ tracking and PID. We select a series of control samples, $e^+e^- \rightarrow K^+K^-\pi^+\pi^-$, $K^+K^-K^+K^-$, $K^+K^-\pi^+\pi^-\pi^0$, $\pi^+\pi^-\pi^+\pi^-$, and $\pi^+\pi^-\pi^+\pi^-\pi^0$ [64], to study π^+ , K^+ tracking and PID efficiencies. The momen-

tum weighted efficiency difference between data and MC simulation is taken as the systematic uncertainty, following the method described in Refs. [65, 66]. The combined systematic uncertainties of tracking and PID for π^+ , K^+ are evaluated to be 0.6% and 1.4%, respectively.

(III) K_S^0 reconstruction. We use the control samples $J/\psi \rightarrow K^*(892)^\mp K^\pm$ and $J/\psi \rightarrow \phi K_S^0 K^\mp \pi^\pm$. The systematic uncertainties of K_S^0 reconstruction are 1.1% and 1.8% for $\Lambda_c^+ \rightarrow nK_S^0\pi^+$ and $\Lambda_c^+ \rightarrow nK_S^0K^+$, respectively.

(IV) $\Sigma\pi\pi$, $\Sigma K\pi$ veto. We use the control samples $\Lambda_c^+ \rightarrow \Sigma^+\pi^+\pi^-$ and $\Lambda_c^+ \rightarrow \Sigma^-\pi^+\pi^+$ to study the resolution difference between data and MC simulation in the $M_{n\pi^+} - M_n$ and $M_{n\pi^-} - M_n$ spectra. The resolution difference is described by a Gaussian function which is used to correct the mass spectrum of the signal MC sample. The relative change of efficiencies before and after applying the resolution correction is taken as the systematic uncertainty. The mean and standard deviation of the Gaussian function are of order 10^{-4} GeV/ c^2 , so the systematic uncertainty is negligible.

(V) *Estimation of Λ_c^+ peaking backgrounds.* This uncertainty contains two parts: the contamination rates and the input BFs of $\Sigma\pi\pi$ and $n\pi^+\pi^-\pi^+$. With the same Gaussian smearing applied as for the previous $\Sigma\pi\pi/\Sigma K\pi$ veto, the difference between data and MC simulation of these backgrounds is found to be negligible. The uncertainties of the input BFs are propagated to the peaking background yields, which are listed in Sec. IV. We vary the peaking background yields within their uncertainties in the fit, and the largest difference of signal yields is also found to be negligible.

(VI) *Intermediate BF.* The propagated uncertainty of the $K_S^0 \rightarrow \pi^+\pi^-$ BF [42] in Eq. (5) gives a 0.1% uncertainty on the BF of signal channels.

(VII) *MC statistics.* The statistical uncertainties of DT efficiencies, ST yields and ST efficiencies are propagated to the BFs of signal channels according to Eq. (5), which contributes a 0.4% uncertainty.

(VIII) *Fitting models for the ST side.* The systematic

uncertainty due to the fitting models for the ST side, 0.2%, is quoted from Ref. [61].

(IX) *MC model.* In the nominal analysis, the DT efficiencies for $\Lambda_c^+ \rightarrow nK_S^0\pi^+$ are estimated by the BDT-weighted signal MC sample. The hyper parameters of the BDT include the number of trees, the learning rate, maximal depth of the trees, the minimal number of events in the leaf, and the number of folds, which are (300, 0.01, 10, 200, and 3), respectively. To estimate the systematic uncertainty from the training parameters, we use another four sets of hyper parameters (250, 0.01, 10, 200, 3), (350, 0.01, 10, 200, 3), (300, 0.01, 5, 200, 3), and (300, 0.01, 15, 200, 3) to train the signal MC samples, obtaining four alternative sets of DT efficiencies. The largest difference between the alternative and nominal DT efficiencies is assigned as the systematic uncertainty, which is 0.7%. To estimate the systematic uncertainty from the background-subtracted data sample used in the training, we train the signal MC sample with an alternative pseudo data set to obtain another set of DT efficiencies. The alternative one is generated by randomly sampling from the nominal data set with replacement, with the sampling rate Poisson fluctuated. The difference between the nominal and alternative efficiencies, 0.6%, is taken as the systematic uncertainty. The total systematic uncertainty from the signal MC sample for $\Lambda_c^+ \rightarrow nK_S^0\pi^+$ is calculated to be 0.9%. Given the limited statistics of $\Lambda_c^+ \rightarrow nK_S^0K^+$, we generate 6 sets of signal MC samples containing the resonances $\Lambda(1520)$, $\Lambda(1670)$, $\Sigma(1660)$, $\Sigma(1750)$, $a_0(980)$, and $a_2(1320)$. Seven sets of DT efficiencies are calculated based on these resonant signal MC samples and also three-body phase space. The mean value of these efficiencies is almost the same as the nominal DT efficiency. The root mean square, 6.7%, is taken as the systematic uncertainty.

(X) *Ratio A.* The signal-to-sideband ratio A is varied $\pm 1\sigma$ and alternative signal yields are obtained; the differences from the nominal yields are negligible.

(XI) *Fitting models for the signal side.* The systematic uncertainty from the fitting model results from signal and background shapes. We vary the smearing Gaussian parameters within the uncertainties, change the flat mass-independent function (first-order Chebyshev polynomial) to a first-order (second-order Chebyshev) polynomial. For $\Lambda_c^+ \rightarrow nK_S^0\pi^+$, 7000 pseudo data sets are generated randomly, where for each pseudo data set the fitting model parameters are varied randomly. The pull distribution of the fitted BF's in pseudo data sets indicates a relative shift of 0.5%, which is assigned as the systematic uncertainty. For $\Lambda_c^+ \rightarrow nK_S^0K^+$, due to the limited statistics, we vary the fitting model parameters in the fit. The largest difference of the fitted signal yields from the nominal and alternative fits, 3.4%, is taken as the systematic uncertainty.

We add the systematic uncertainties in quadrature, and the BF's for $\Lambda_c^+ \rightarrow nK_S^0\pi^+$ and $\Lambda_c^+ \rightarrow nK_S^0K^+$ are calculated to be $(1.86 \pm 0.08 \pm 0.04) \times 10^{-2}$ and $(3.9_{-1.4}^{+1.7} \pm 0.3) \times 10^{-4}$, respectively. Here, the first un-

certainties are statistical and the second systematic. The significance considering systematic uncertainties is calculated by smearing the likelihood curve with additive systematic uncertainties. The additive systematic uncertainties include the ratio A and fitting model in the signal side, while others are multiplicative, as shown in TABLE V. The multiplicative systematic uncertainties only affect the scaling of the BF's and do not affect the significance. Finally, the significance for $\Lambda_c^+ \rightarrow nK_S^0\pi^+$ is greater than 10σ , and the significance for $\Lambda_c^+ \rightarrow nK_S^0K^+$ is 3.7σ .

VI. SUMMARY

Based on e^+e^- collision samples with a total integrated luminosity of 4.5 fb^{-1} collected with the BESIII detector at seven energy points between 4599.53 MeV and 4698.82 MeV, we measure the absolute BF of $\Lambda_c^+ \rightarrow nK_S^0\pi^+$ with the precision improved by a factor of 2.8 [42] and report the first evidence of $\Lambda_c^+ \rightarrow nK_S^0K^+$. The BF's for $\Lambda_c^+ \rightarrow nK_S^0\pi^+$ and $\Lambda_c^+ \rightarrow nK_S^0K^+$ are determined to be $(1.86 \pm 0.08 \pm 0.04) \times 10^{-2}$ and $(3.9_{-1.4}^{+1.7} \pm 0.3) \times 10^{-4}$, with a significance of $>10\sigma$ and 3.7σ , respectively. TABLE VI shows the comparison of the experimental

TABLE VI. Comparisons of the BF's of $\Lambda_c^+ \rightarrow nK_S^0\pi^+$ and $\Lambda_c^+ \rightarrow nK_S^0K^+$ between experimental measurements and theoretical predictions.

	$n\bar{K}^0\pi^+ (\times 10^{-2})$	$n\bar{K}^0K^+ (\times 10^{-4})$
Geng [67]	0.9 ± 0.8	59 ± 13
Cen [68]	1.1 ± 0.1	31 ± 9
Previous result [41]	3.64 ± 0.50	-
This work	$3.72 \pm 0.16 \pm 0.08$	$7.8_{-2.8}^{+3.5} \pm 0.6$

BF's of $\Lambda_c^+ \rightarrow nK_S^0\pi^+$ and $\Lambda_c^+ \rightarrow nK_S^0K^+$ with theoretical predictions, where we assume the BF's with a \bar{K}^0 are exactly twice those observed with a K_S^0 . The theoretical predictions for these two channels are based on SU(3) flavor symmetry. The predictions for the BF of $\Lambda_c^+ \rightarrow nK_S^0\pi^+$ are 3-4 times smaller than the experimental result from BESIII, indicating the existence of resonance states or high-wave contributions which have not been clearly identified. The ratio between two isospin amplitudes R is evaluated to be 0.88 ± 0.05 , which indicates that $I^{(1)}$ is also dominated in the dynamics, whereas $I^{(1)}$ is negligible compared with $I^{(0)}$ in the factorization scheme [38, 39]. Hence, the factorization scheme appears to be violated in the dynamics of $\Lambda_c^+ \rightarrow nK_S^0\pi^+$. Other experimental results also reveal that the factorisation scheme is violated in describing the dynamics of hadronic decays of Λ_c^+ : the measured branching fractions of the decays $\Lambda_c^+ \rightarrow \Sigma^0\pi^+$, $\Lambda_c^+ \rightarrow \Sigma^+\pi^0$, and $\Lambda_c^+ \rightarrow \Xi^0K^+$ are at the magnitude of 10^{-2} [42], even though no factorization diagrams contribute in these decays. The strong phase $\cos\delta$ is calculated to be -0.26 ± 0.03 , a higher precision

result than before [41]; this is useful experimental input for understanding final state interactions in Λ_c^+ decays and predicting the BF of hadronic decays (for example, with final states containing a Λ baryon [40]). The measured BF for $\Lambda_c^+ \rightarrow nK_S^0 K^+$ is 3.8σ lower (2.4σ lower) than predicted by Geng [67] (predicted by Cen [68]). Thus, more theoretical work is needed to understand the three-body decays of Λ_c^+ .

ACKNOWLEDGMENTS

The BESIII Collaboration thanks the staff of BEPCII and the IHEP computing center for their strong support. This work is supported in part by National Key R&D Program of China under Contracts Nos. 2020YFA0406400, 2020YFA0406300; National Natural Science Foundation of China (NSFC) under Contracts Nos. 11635010, 11735014, 11835012, 11935015, 11935016, 11935018, 11961141012, 12022510, 12025502, 12035009, 12035013, 12061131003, 12192260, 12192261, 12192262, 12192263, 12192264, 12192265, 12221005, 12225509, 12235017; the Chinese Academy of Sciences (CAS) Large-Scale Scientific Facility Program; the CAS Center for Excellence in Particle Physics (CCEPP); Joint Large-Scale Scientific Facility Funds of the NSFC

and CAS under Contract No. U1832207; CAS Key Research Program of Frontier Sciences under Contracts Nos. QYZDJ-SSW-SLH003, QYZDJ-SSW-SLH040; 100 Talents Program of CAS; Fundamental Research Funds for the Central Universities, Lanzhou University, University of Chinese Academy of Sciences; The Institute of Nuclear and Particle Physics (INPAC) and Shanghai Key Laboratory for Particle Physics and Cosmology; European Union's Horizon 2020 research and innovation programme under Marie Skłodowska-Curie grant agreement under Contract No. 894790; German Research Foundation DFG under Contracts Nos. 455635585, Collaborative Research Center CRC 1044, FOR5327, GRK 2149; Istituto Nazionale di Fisica Nucleare, Italy; Ministry of Development of Turkey under Contract No. DPT2006K-120470; National Research Foundation of Korea under Contract No. NRF-2022R1A2C1092335; National Science and Technology fund of Mongolia; National Science Research and Innovation Fund (NSRF) via the Program Management Unit for Human Resources & Institutional Development, Research and Innovation of Thailand under Contract No. B16F640076; Polish National Science Centre under Contract No. 2019/35/O/ST2/02907; The Swedish Research Council; U.S. Department of Energy under Contract No. DE-FG02-05ER41374.

-
- [1] L. L. Chau and H. Y. Cheng, *Phys. Rev. Lett.* **56** (1986), 1655-1658.
- [2] L. L. Chau, H. Y. Cheng and B. Tseng, *Phys. Rev. D* **54** (1996), 2132-2160.
- [3] H. Y. Cheng and B. Tseng, *Phys. Rev. D* **48** (1993), 4188-4202.
- [4] H. Y. Cheng, *Chin. J. Phys.* **78** (2022), 324-362.
- [5] H. Y. Cheng, *Front. Phys. (Beijing)* **10** (2015) no.6, 101406.
- [6] C. D. Lü, W. Wang and F. S. Yu, *Phys. Rev. D* **93** (2016) no.5, 056008.
- [7] M. Ablikim *et al.* (BESIII Collaboration), *Phys. Rev. Lett.* **118** (2017) no.11, 112001.
- [8] R. L. Workman *et al.* (Particle Data Group), *PTEP* **2022** (2022), 083C01.
- [9] H. B. Li and X. R. Lyu, *Natl. Sci. Rev.* **8** (2021) no.11, nwab181.
- [10] M. Ablikim *et al.* (BESIII Collaboration), *Nucl. Instrum. Meth. A* **614** (2010), 345-399.
- [11] C. H. Yu, Z. Duan, S. Gu, Y. Y. Guo, X. Y. Huang, D. Ji, *et al.*, *Proc. 7th Int. Particle Accelerator Conf. (IPAC'16)*.
- [12] M. Ablikim *et al.* (BESIII Collaboration), *Chin. Phys. C* **44** (2020) no.4, 040001.
- [13] X. Li *et al.*, *Radiat. Detect. Technol. Methods* **1**, 13 (2017).
- [14] Y. X. Guo *et al.*, *Radiat. Detect. Technol. Methods* **1**, 15 (2017).
- [15] P. Cao, H. F. Chen, M. M. Chen, H. L. Dai, Y. K. Heng, X. L. Ji, X. S. Jiang, C. Li, X. Li and S. B. Liu, *et al.* *Nucl. Instrum. Meth. A* **953** (2020), 163053.
- [16] S. Agostinelli *et al.* (GEANT4), *Nucl. Instrum. Meth. A* **506** (2003), 250-303.
- [17] Z. Y. You, Y. T. Liang. and Y. J. Mao *Chin. Phys. C* **32**, 572 (2008).
- [18] Y. T. Liang, B. Zhu, Z. Y. You, K. Liu, H. X. Ye, G. M. Xu, S. G. Wang, W. D. Li, H. M. Liu and Z. P. Mao, *et al.* *Nucl. Instrum. Meth. A* **603** (2009), 325-327.
- [19] K. X. Huang, Z. J. Li, Z. Qian, J. Zhu, H. Y. Li, Y. M. Zhang, S. S. Sun and Z. Y. You, *Nucl. Sci. Tech.* **33** (2022) no.11, 142.
- [20] S. Jadach, B. F. L. Ward and Z. Was, *Phys. Rev. D* **63** (2001), 113009.
- [21] E. Richter-Was, *Phys. Lett. B* **303** (1993), 163-169.
- [22] S. Jadach, B. F. L. Ward and Z. Was, *Comput. Phys. Commun.* **130** (2000), 260-325.
- [23] D. J. Lange, *Nucl. Instrum. Meth. A* **462** (2001), 152-155.
- [24] R. G. Ping, *Chin. Phys. C* **32** (2008), 599.
- [25] J. C. Chen, G. S. Huang, X. R. Qi, D. H. Zhang and Y. S. Zhu, *Phys. Rev. D* **62** (2000), 034003.
- [26] R. L. Yang, R. G. Ping and H. Chen, *Chin. Phys. Lett.* **31** (2014), 061301.
- [27] M. Ablikim *et al.* (BESIII Collaboration), *Chin. Phys. C* **47** (2023) no.2, 023001.
- [28] D. M. Asner, T. Barnes, J. M. Bian, I. I. Bigi, N. Brambilla, I. R. Boyko, V. Bytev, K. T. Chao, J. Charles and H. X. Chen, *et al.* *Int. J. Mod. Phys. A* **24** (2009), S1-794.
- [29] A. Rogozhnikov *et al.*, `hep_ml`, https://github.com/arogozhnikov/hep_ml (2015).
- [30] M. Ablikim *et al.* (BESIII Collaboration), *Phys. Rev. D* **99** (2019) no.11, 112005.

- [31] M. Ablikim *et al.* (BESIII Collaboration), *Phys. Rev. Lett.* **116** (2016) no.5, 052001.
- [32] M. Ablikim *et al.* (BESIII Collaboration), *Phys. Rev. D* **106** (2022) no.5, 052003.
- [33] C. Q. Geng, Y. K. Hsiao, C. W. Liu and T. H. Tsai, *Phys. Rev. D* **99** (2019) no.7, 073003.
- [34] J. Y. Cen, C. Q. Geng, C. W. Liu and T. H. Tsai, *Eur. Phys. J. C* **79** (2019) no.11, 946.
- [35] L. L. Chau and H. Y. Cheng, *Phys. Rev. Lett.* **56**, 1655 (1986).
- [36] L.-L. Chau, H.-Y. Cheng, and B. Tseng, *Phys. Rev. D* **54**, 2132 (1996), [arXiv:hep-ph/9508382](https://arxiv.org/abs/hep-ph/9508382).
- [37] H.-Y. Cheng and B. Tseng, *Phys. Rev. D* **48**, 4188 (1993), [arXiv:hep-ph/9304286](https://arxiv.org/abs/hep-ph/9304286).
- [38] H.-Y. Cheng, *Chinese Journal of Physics* **78**, 324 (2022).
- [39] H.-Y. Cheng, *Front. Phys. (Beijing)* **10**, 101406 (2015).
- [40] C.-D. Lü, W. Wang, and F.-S. Yu, *Phys. Rev. D* **93**, 056008 (2016), [arXiv:1601.04241 \[hep-ph\]](https://arxiv.org/abs/1601.04241).
- [41] M. Ablikim *et al.* (BESIII), *Phys. Rev. Lett.* **118**, 112001 (2017), [arXiv:1611.02797 \[hep-ex\]](https://arxiv.org/abs/1611.02797).
- [42] R. W. *et al.* (Particle Data Group) (Particle Data Group), *PTEP* **2022**, 083C01 (2022).
- [43] H.-B. Li and X.-R. Lyu, *Natl. Sci. Rev.* **8**, nwab181 (2021), [arXiv:2103.00908 \[hep-ex\]](https://arxiv.org/abs/2103.00908).
- [44] M. Ablikim *et al.* (BESIII), *Nucl. Instrum. Meth.* **A614**, 345 (2010).
- [45] C. Yu *et al.*, in *7th International Particle Accelerator Conference* (2016) p. TUYA01.
- [46] M. Ablikim *et al.* (BESIII), *Chin. Phys. C* **44**, 040001 (2020), [arXiv:1912.05983 \[hep-ex\]](https://arxiv.org/abs/1912.05983).
- [47] X. Li *et al.*, *Radiat. Detect. Technol. Methods* **1**, 13 (2017).
- [48] Y. X. Guo *et al.*, *Radiat. Detect. Technol. Methods* **1**, 15 (2017).
- [49] P. Cao *et al.*, *Nucl. Instrum. Meth. A* **953**, 163053 (2020).
- [50] S. Agostinelli *et al.*, *Nucl. Instrum. Meth. A* **506**, 250 (2003).
- [51] Z. Y. You, Y. T. Liang, and Y. J. Mao, *Chin. Phys. C* **32**, 572 (2008).
- [52] Y. T. Liang *et al.*, *Nucl. Instrum. Meth. A* **603**, 325 (2009).
- [53] K.-X. Huang, Z.-J. Li, Z. Qian, J. Zhu, H.-Y. Li, Y.-M. Zhang, S.-S. Sun, and Z.-Y. You, *Nucl. Sci. Tech.* **33**, 142 (2022), [arXiv:2206.10117 \[physics.ins-det\]](https://arxiv.org/abs/2206.10117).
- [54] S. Jadach, B. F. L. Ward, and Z. Was, *Phys. Rev. D* **63**, 113009 (2001).
- [55] E. Richter-Was, *Phys. Lett. B* **303**, 163 (1993).
- [56] S. Jadach, B. F. L. Ward, and Z. Was, *Comput. Phys. Commun.* **130**, 260 (2000).
- [57] D. J. Lange, *Nucl. Instrum. Meth. A* **462**, 152 (2001).
- [58] R. G. Ping, *Chin. Phys. C* **32**, 599 (2008).
- [59] J. C. Chen, G. S. Huang, X. R. Qi, D. H. Zhang, and Y. S. Zhu, *Phys. Rev. D* **62**, 034003 (2000).
- [60] R. L. Yang, R. G. Ping, and H. Chen, *Chin. Phys. Lett.* **31**, 061301 (2014).
- [61] M. Ablikim *et al.* (BESIII), *Chin. Phys. C* **47**, 023001 (2023).
- [62] D. M. Asner *et al.*, *Int. J. Mod. Phys. A* **24**, S1 (2009), [arXiv:0809.1869 \[hep-ex\]](https://arxiv.org/abs/0809.1869).
- [63] A. Rogozhnikov *et al.*, [hep_ml](https://github.com/arogozhnikov/hep_ml), https://github.com/arogozhnikov/hep_ml (2015).
- [64] M. Ablikim *et al.* (BESIII), *Phys. Rev. D* **99**, 112005 (2019).
- [65] M. Ablikim *et al.* (BESIII), *Phys. Rev. Lett.* **116**, 052001 (2016), [arXiv:1511.08380 \[hep-ex\]](https://arxiv.org/abs/1511.08380).
- [66] M. Ablikim *et al.* (BESIII), *Phys. Rev. D* **106**, 052003 (2022), [arXiv:2207.10906 \[hep-ex\]](https://arxiv.org/abs/2207.10906).
- [67] C. Q. Geng, Y. K. Hsiao, C.-W. Liu, and T.-H. Tsai, *Phys. Rev. D* **99**, 073003 (2019), [arXiv:1810.01079 \[hep-ph\]](https://arxiv.org/abs/1810.01079).
- [68] J.-Y. Cen, C.-Q. Geng, C.-W. Liu, and T.-H. Tsai, *Eur. Phys. J. C* **79**, 946 (2019), [arXiv:1906.01848 \[hep-ph\]](https://arxiv.org/abs/1906.01848).