

A review on the charging station planning and fleet operation for electric freight vehicles

Md Rakibul Alam^{a,*}, Zhaomiao Guo^a

*^aDepartment of Civil, Environmental and Construction Engineering
Resilient, Intelligent, and Sustainable Energy Systems Cluster
University of Central Florida, FL 32766*

Abstract

Freight electrification introduces new opportunities and challenges for planning and operation. Although research on charging infrastructure planning and operation is widely available for general electric vehicles, unique physical and operational characteristics of Electric Freight Vehicles (EFVs) coupled with specific patterns of logistics require dedicated research. This paper presents a comprehensive literature review to gain a better understanding of the state-of-the-art research efforts related to planning (charging station siting and sizing) and operation (routing, charge scheduling, platoon scheduling, and fleet sizing) for EFVs. We classified the existing literature based on the research topics, innovations, methodologies, and solution approaches, and future research directions are identified. Different types of methodologies, such as heuristic, simulation, and mathematical programming approaches, were applied in the reviewed literature where mathematical models account for the majority. We further narrated the specific modeling considerations for different logistic patterns and research goals with proper reasoning. To solve the proposed models, different solution approaches, including exact algorithms, metaheuristic algorithms, and software simulation, were evaluated in terms of applicability, advantages, and disadvantages. This paper helps to draw more attention to the planning and operation issues and solutions for freight electrification and facilitates future studies on EFV to ensure a smooth transition to a clean freight system.

Keywords: Freight electrification, Charging station planning, Green logistics, Electric freight vehicle operation, Freight system optimization

^{*}(Corresponding Author) Ph.D. Candidate, 12800 Pegasus Drive, Orlando, FL 32816, Phone: 321-310-9950, Email: md894973@ucf.edu

1. Introduction

1.1. Background

With the rapid development of e-commerce, freight Vehicle Miles Travelled (VMT) has been rapidly increasing over the past decades (Jaller et al., 2022) and is projected to further increase 57% by 2049 (Federal Highway Administration, 2022). Despite only accounting for 4% of the total road vehicles in the U.S., freight vehicles have been the second largest contributors (23.6%) of the Greenhouse Gas (GHG) emissions in the transportation sector, which has the highest share (28.7%) of GHG emissions in the U.S. (U.S.EPA, 2021).

A significant percentage (45%) of US ton-miles of freight is transported by trucks in 2020 and this percentage has kept increasing over the past decade. Due to the decarbonization trend in the power sector ¹, EFVs could play a critical role to mitigate the GHG emissions for freight. The North American Council for Freight Efficiency suggests that the U.S. and Canada can convert more than 5 million medium- and heavy-duty trucks from fossil fuels to electricity without disrupting the freight flow (St John, 2021).

Recently, several auto manufacturers, such as Daimler, Mack, Tesla, Nikola, Volvo, Navistar, Rivian, and DAF, have announced plans to launch EFVs in the market (Howard, Bill, 2019). Most of the major delivery companies are also starting to expand their electric fleet. For example, UPS has initiated a purchase for 10,000 electric delivery vehicles, while Amazon has committed to acquiring 100,000 EFVs through the emerging company Rivian. Additionally, in February 2021, the United States Postal Service granted a contract for the production and deployment of 50,000 to 165,000 EFVs over a span of 10 years according to a source(USPS, 2022).

As the adoption of Electric Vehicles (EVs) in the freight industry is a promising trend, questions arise in terms of how to plan the supporting infrastructure and how to operate EFVs efficiently. First, due to lower energy efficiency and tighter time constraints, research on Charging Station (CS) planning is needed to mitigate the range anxiety and improve the operational feasibility of EFVs. CS planning includes optimizing siting and sizing of CSs, the allocation of different types of charging plugs (i.e., Electric Vehicle Supply Equipments (EVSE)) at each CS and feasibility study on the existing CS network. Second, research is also needed to better optimize the operational scheduling (i.e., the decision of charging, routing, platooning, and fleet sizing) of EFVs by incorporating the unique freight characteristics (e.g., pickup and delivery time windows, driver’s rest time, etc). Although the previous research on EVs mainly focuses

¹21% reduction since 1990, see <https://www.epa.gov/ghgemissions/sources-greenhouse-gas-emissions>

on light-duty EVs, such as private cars (Qian et al., 2011; Baghali and Guo, 2021), conventional taxis (Yang et al., 2017), and ride-sourcing vehicles (Alam and Guo, 2022; Alam et al., 2022), some recent studies have looked into EFVs (Link and Plötz, 2022; Teoh et al., 2018; Jahangir Samet et al., 2021; Bac and Erdem, 2021). A survey of the state-of-the-art research on CS planning and operational scheduling for EFVs will help to draw more attention to this field and facilitate future studies on EFVs to ensure a smooth transition to a clean freight system.

1.2. Goals and Contributions

The goal of this review is to gain a better understanding of the state-of-the-art research on planning and operation of EFVs. In particular, we aim to answer the following research questions (RQs) in this review paper.

- RQ1: What justifies the necessity for a dedicated research into EFVs?
- RQ2: What aspects of CS planning and operational scheduling were addressed in the existing literature??
- RQ3: What methodologies have been employed to tackle the planning and operational scheduling for EFVs?
- RQ4: How can we develop a fundamental mathematical programming model to address planning and operational scheduling for EFVs?
- RQ5: In what ways are various logistical configurations incorporated into modeling approaches for EFVs?
- RQ6: What solution approaches have been employed to address small to large-scale problems, and how do they differ?
- RQ7: What are the potential research areas and challenges that have not been adequately explored?

Limited review papers are identified on the CS planning, operational scheduling, and coupling of CS planning and operational issues for EFVs considering different logistics stages (e.g., first-/last-/middle-miles). Up to November 2023, two review papers have been identified, which include selected topics on the operation of EFVs. For example, Bektaş et al. (2019) provided a review of the application of mathematical optimization on road and maritime freight systems, which included a brief discussion on the routing problem for EFVs. Similarly, Patella et al.

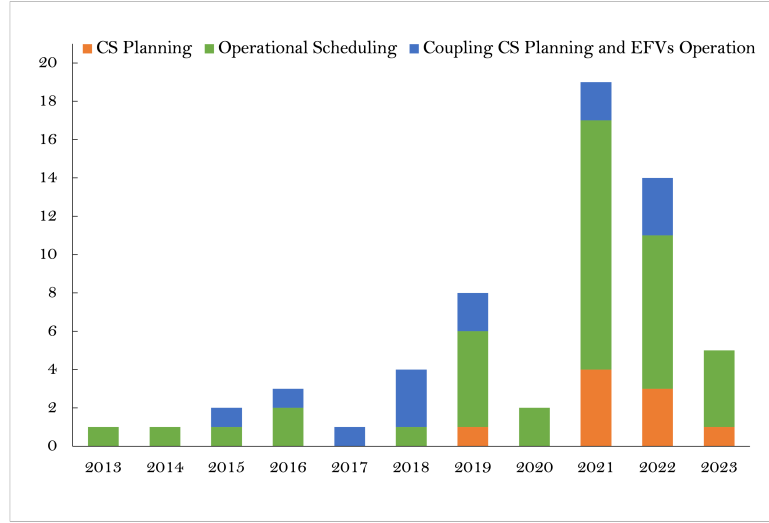
(2020) reviewed literature on optimization, scheduling, policy, and sustainability issues for the last-mile logistics systems, where a section was devoted to routing and route-scheduling for EFVs.

Our study offers a comprehensive examination of prior research related to CS planning, operational scheduling, and the integration of CS planning with operational considerations for EFVs. This review article can serve as a valuable resource for two distinct audiences. Firstly, researchers who are just embarking on their exploration of this field may benefit from this overview, which consolidates existing studies on EFV logistics across various freight patterns and may assist in identifying research gaps. For those interested in modeling specific aspects of the problem, this study can help identify previously employed modeling techniques and potentially highlight some modeling best practices. It also delves into the formulation of the most prevalent and favored approach, namely mathematical modeling, and provides insights into solving methods for such models. Secondly, decision-makers, such as EV infrastructure planners and logistics coordinators, may find this study to be a valuable resource for gaining insights into the current landscape of CS planning and operational scheduling techniques. It has the potential to offer guidance on transition policies.

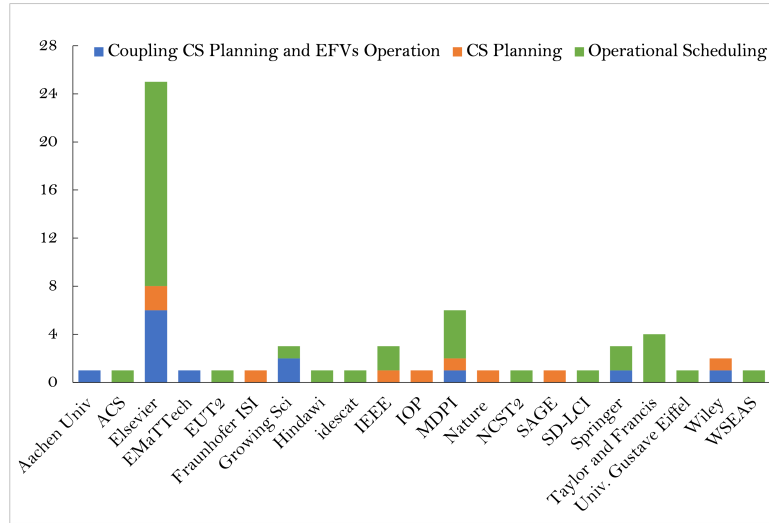
The remainder of this paper is organized as follows. Section 2 provides a detailed description of our approach to retrieving relevant literature and presents analyses regarding the distribution of literature across journals, publication years, and the geographical locations of authors. Section 3-8 provide answers to the aforementioned research questions by analyzing existing literature. Finally, Section 9 provides conclusions and discusses future research directions (also the answer of last RQ).

2. Literature Search

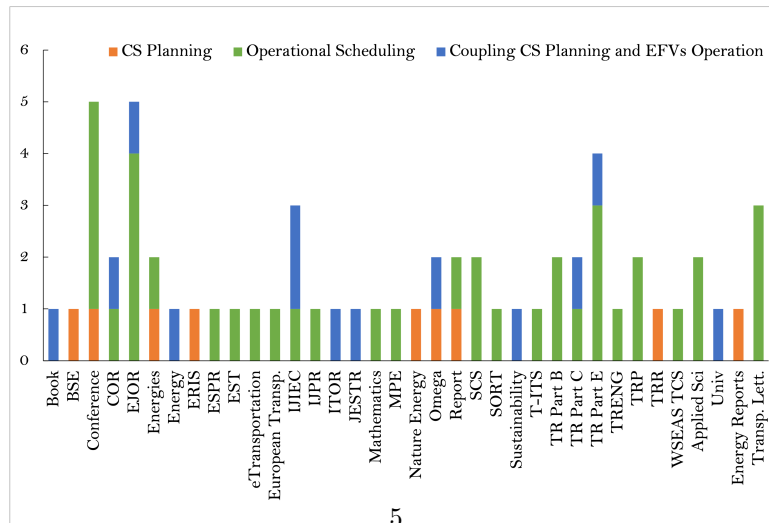
The following keywords and their combinations were used to guide the search process: “freight electric vehicles”, “electric truck”, “green freight vehicles”, “charging station allocation”, “charging station planning”, “charging”, “routing”, “scheduling”, and “logistics”. The following search engines were used: Science Direct, IEEE Explore, Web of Science, Scopus, Springer, and Google Scholar. Peer-reviewed journals, conference papers, and book chapters written in English were considered. After a review of the collected articles, we identified a total of 60 studies that were closely related to our study scope.



(a) Trend of research publication per year



(b) Research contribution from publishers



(c) Research contribution from the journal, book, conference, etc.

Figure 1: Summary of literature search by year, publication type and publishers

Figure 1a presents the distribution of the collected literature by research focus and the year of publication. The total numbers of literature on CS planning, operational scheduling, and coupling CS planning and EFV operation are 9, 38, and 13, respectively. This research field starts receiving more attention from the scientific community since 2018. Figure 1b shows the distribution of the collected literature by publisher. The majority of the studies are published in Elsevier, with a total of 25 papers. MDPI published a total of 6, Taylor & Francis published a total of 4, on the other hand, Springer, IEEE, and Growing Science published 3 articles each. The remaining publishers published one article each except Wiley (2 articles). Figure 1c presents the distribution of literature by journal names and publication types (i.e., conference proceedings, book chapters, and university repositories). The majority of these literature was published in the European Journal of Operational Research (with a total of five studies), Transportation Research Part E: Logistics and Transportation Review (with a total of four studies), Transportation Letters and International Journal of Industrial Engineering Computation (each with a total of three studies). Conferences published five pieces of literature. Literature with a focus on operational scheduling has a higher share compared with literature on CS planning, as shown in Figure 1. Figure 2 shows that the United States and Germany emerge as prominent leaders in EFV research related to CS planning and operational scheduling, with China and Canada closely following suit.

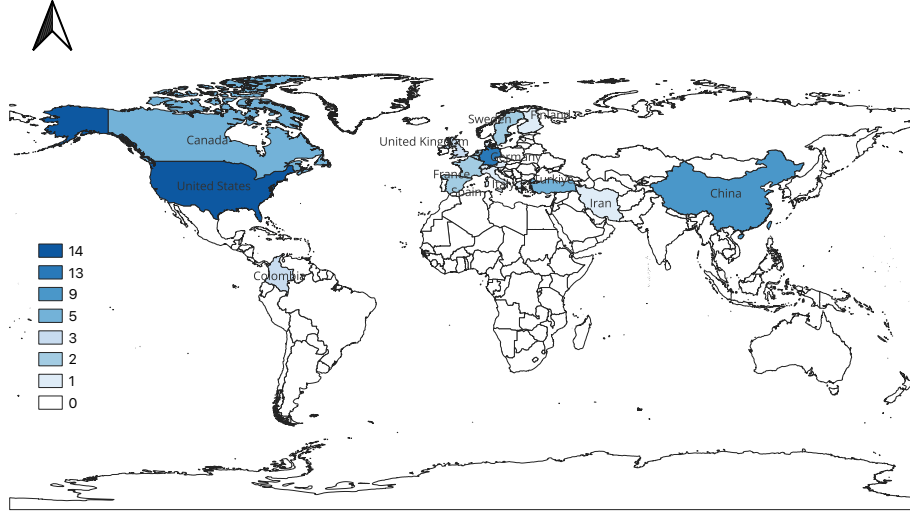


Figure 2: Geographic locations of existing literature

3. RQ1: What justifies the necessity for dedicated research into EFVs?

The travel patterns of freight vehicles differ significantly from those of passenger vehicles. Freight vehicle trips are more frequent and adhere to tight pickup and delivery schedules, in contrast to the less frequent and less rigorously scheduled trips made by passenger vehicles, with the exception of commercial passenger vehicles like ridesourcing and dial-a-ride services. The more frequent freight trips necessitate more charging due to lower energy efficiency resulting from the heavy freight payload.

Unlike private EV users who have the flexibility to choose CS with varying speeds, such as Level 1, Level 2, and fast chargers, based on their contingencies and specific time of day, EFVs require a dense distribution of Direct Current Fast Charger (DCFC) networks to meet tight freight schedules Speth et al. (2022). While interstates and highways feature DCFC stations, most of these are presently inadequate and cause challenges in accommodating and maneuvering large EFV Hurtado-Beltran et al. (2021). Furthermore, freight drivers require mandatory rest periods, particularly during long-distance middle-mile freight deliveries. These unique characteristics of EFV demand special attention when planning CS infrastructure and operational

scheduling for EFV. In addition, different freight logistics patterns demand modifications in operational planning.

The extensive literature on EV has primarily concentrated on passenger vehicles within the context of CS planning (Alam et al., 2022; Cui et al., 2019; Liu et al., 2019; Arslan and Karaslan, 2016; Guo et al., 2016; Baouche et al., 2014). Unplanned CS allocation has been identified as a key hindrance to EV adoption Xu et al. (2022) that can be equally true for EFV. This issue can be exacerbated when operational scheduling for EFVs is implemented without considering the unique characteristics of these vehicles.

4. RQ2: What aspects of CS planning and operational scheduling were addressed in the existing literature?

4.1. Siting and sizing of CSs

The CS siting and sizing problem decides the locations of CSs and the number of EVSE at those CSs. As electrifying freight vehicles is a new concept, few literature (Sauter et al., 2021; Speth et al., 2022) are found in recent days that considered unique operational characteristics of EFV in CS planning studies for EFVs. Flexible charging amount at DCFCs were considered and truck driver’s break time (45-minute mandatory break after 4.5 hours of driving) was leveraged for en-route DCFC charging. Alp et al. (2022) partitioned the entire region into uniform-size grids with the center of each block to be potential DCFC locations. The allocation of DCFCs would be done by freight industries annually to minimize both the investment costs (e.g., procurement cost and salvage value) and operational costs (e.g., electricity price, driver wage, maintenance of trucks and EVSE). Nonetheless, the planning analyses presumed the immediate availability of land for the deployment of CSs, a condition that might not always be achievable, especially for large EFVs that require extra space for maneuvering. To reduce the infrastructure costs of CSs, Bischoff et al. (2019) considered the current gas stations as candidate DCFCs locations in Sweden and estimate the charging demand considering the variable charging speed as a function of State Of Charge (SOC) and the queue at the CS.

Since the integration of electric transportation within the freight sector is in its early phases, the adverse effects stemming from the substantial charging load on the power grid have received limited attention in prior research on EFVs. However, with the increasing adoption of EFVs, the impacts of their charging load on the power grid can be significant due to much higher charging power. As a result, there exists a need for a well-grounded CS planning strategy that takes into account the interconnected nature of transportation and power requirements

to enhance efficiency and reliability for EFV charging. Recently Li et al. (2023) conducted a study that decides the optimal number of EVSE of different charging power and the upgrade plan of power distribution systems considering two charging strategies: unmanaged (immediate charging without central coordination of power supply) and managed charging (smart charging with central coordination of power supply).

4.2. Feasibility study for existing CS

The feasibility study aims to evaluate if a certain charging infrastructure deployment plan is feasible to support EFVs' charging needs. Hurtado-Beltran et al. (2021) assessed the maximum area that can be served by EFVs considering DCFCs at truck stops (i.e., resting and parking facilities) along the US-Interstate Highway Network. It is found that service coverage is less for the states located west of the Mississippi River (excluding California, Oregon, and Washington) due to sparser road networks and fewer truck stops. Borlaug et al. (2021) assessed the potential impacts of depot charging on the electric grid during an average of 14 hours of off-shift dwell time for heavy-duty EFVs considering three charging strategies: charge at 100 kW immediately (EVs charged as soon as possible), charge at 100 kW delayed (EVs charged as late as possible), and charge at a constant minimum power (EVs charged as slowly as possible). The data was based on the National Renewable Energy Laboratory (NREL) Fleet DNA database. Their study found that the existing power distribution systems can meet the EFV charging demand with 100kW EVSE. Jahangir Samet et al. (2021) conducted a study to measure the range anxiety of medium and heavy-duty EFVs under the existing CS network in Finland and Switzerland. They found that the current CS network (consists of minimum 40kW CSs) is capable to serve 93% and 89% of trip mileages in Finland and Switzerland, respectively, for EFVs with a maximum of 30-ton payload capacity. However, the CSs within the depots and vendor-owned CSs (e.g., Tesla Supercharger) only serve the proprietary EFVs, which can be resolved by proper charging sharing policy. Therefore, an economic-feasibility study considering different business models of sharing existing CS in Stockholm, Sweden was also conducted by Melander and Wallström (2022). It was found that sharing CS policy increases utilization of EVSE and enables more environment-friendly freight transport.

4.3. Routing problem

Routing problems are crucial in the freight industry with EFVs especially considering the limited driving range, sparse charging stations, and tight delivery schedules. This decides the transportation links to be traversed by EFVs and the time of traversing these edges for freight

delivery. The classic routing algorithms such as Dijkstra’s algorithm or Bellman-ford algorithm cannot be directly applied because the “edge cost” is negative during the charging event at CS, whereas the cost is positive while traveling (e.g., energy consumption and travel time) (Ioannou et al., 2020).

Besides the unique physical and operational characteristics of EFVs, different patterns of logistics and the consideration of various important factors such as energy consumption uncertainty, stochastic travel time, stochastic battery depletion and a mixture of fleets generate different variants of Vehicle Routing Problem (VRP).

For example, Afroditi et al. (2014); Napoli et al. (2021); Wang et al. (2021a) studied Electric Vehicle Routing Problem with Time Windows (EVRPTW) considering homogeneous EFV fleet, whereas Celebi et al. (2021); Goeke and Schneider (2015) studied Mixed vehicle routing problem with Time Windows (MVRPTW) considering a mixture of EFVs and Internal Combustion Engine Vehicles (ICEVs).

Zhao et al. (2021) tried to optimize the EFV dispatch and routing for dedicated-service (pickup and delivery) logistics considering delivery time windows, flexible charging, dynamic energy consumption due to freight load change, and dynamic traffic situation. The routing problem was named Electric Vehicle Routing Problem with Pickup and Delivery, Time Windows, and Partial Recharge (EVRP-PD-TW-PR).

Although most studies consider fixed delivery locations, Sadati et al. (2022) introduced flexible freight delivery locations in Electric Vehicle Routing Problem with Flexible Deliveries (EVRP-FD) given delivery time windows. All of these studies considered customer locations for either pickup or freight delivery, Yilmaz and Kalayci (2022) provided flexibility for both pickup and delivery at the same customer location by introducing Simultaneous Pickup and Delivery (SPD) in Electric Vehicle Routing Problem with Simultaneous Pickup and Delivery (EVRP-SPD).

Some studies of routing problems also investigate the potential charging load in the power distribution network and the consumption of energy during traveling by energy model. Ahmadi et al. (2021) investigated the importance of vehicle dynamic parameters (e.g., road gradient, acceleration/deceleration, and extra mass) in the energy model for Electric Vehicle Routing Problem with Pickup and Delivery (EVRP-PD). Arias-Londoño et al. (2021) studied Electric Light Commercial Vehicles Routing Problem with Charging Station Location and impact on Power Distribution System (eLCVRP-CS-PDS) for EFVs where the CSs were connected at power distribution nodes. The uncertainty of energy consumption was addressed by Pelletier et al. (2019)

in Electric Vehicle Routing Problem with Energy Consumption Uncertainty (EVRP-ECU).

Uncertain behavior of traffic parameters such as traffic volume and travel time is also considered in a few studies of routing problems. For example, Zhao et al. (2020) emulated the real traffic situation in Electric Vehicle Routing Problem with Time-varying Traffic Conditions (EVRP-TTC). Similarly, the uncertainty of travel time was addressed by Reyes-Rubiano et al. (2019) in Electric Vehicle Routing Problem with Stochastic Travel times (EVRP-ST).

Unlike routing only for plug-in CSs, Fan et al. (2022) proposed a more generalized Half-Open Time-Dependent Multi-Depot Electric Vehicle Routing Problem Considering Battery Recharging and Swapping (HOTDMD-EVRP-BRS) approach where EFVs have charging opportunities in both plug-in CSs and Battery Swapping Stations (BSSs).

4.4. Charge scheduling

Only the decision of charging locations from CS planning is not sufficient, efficient charge scheduling contributes to successful freight operation. Charge scheduling decides the charging location among CSs, time to charge, and charging amount. Based on charging location, charging scheduling studies can be categorized into three categories: charging at depot (Al-Hanahi et al., 2022; Klein and Schiffer, 2022), charging at both depots and en-route CSs (Woody et al., 2021; Sadati et al., 2022; Akbay et al., 2022; Ahmadi et al., 2021; Afroditi et al., 2014; Bac and Erdem, 2021; Goeke and Schneider, 2015; Goeke, 2019) and charging at customer’s locations (e.g., (Elahi and Avakh Darestani, 2022)).

Full charging at CS (Andelmin and Bartolini, 2019; Yilmaz and Kalayci, 2022) causes a huge peak load that necessitates the upgrade of the power supply, whereas charge scheduling considering the flexibility of charging quantity or mixed charging rate coordinated with the power supply can avoid the additional cost of power system upgrade. To justify this statement, Woody et al. (2021) investigated four charging behaviors, including immediate-full charging, delayed-full charging, immediate-sufficient charging, and delayed-sufficient charging. These charging behaviors were characterized by departure/arrival time (e.g., charging EFVs to target SOC right before departure in delayed charging; charging EFVs immediately after arrival in immediate charging) and battery SOC (e.g., full charging before departure from depot; sufficient charging to complete daily trips before departure). To resolve such issue, Al-Hanahi et al. (2022) proposed a smart charging system at commercial facilities (depot only) for heavy-duty EFVs considering Operational Schedule during Parking Time (OSPT), Incentive-Based Demand Response (IBDR), and Vehicle To Grid (V2G) technologies. Similarly, Elahi and Avakh Darestani (2022) considered charging scheduling for CSs with EVSE with mixed charging rate.

4.5. Platoon scheduling

Although the long charging duration of EFVs may delay the shipment, and the platooning requires perfect coordination between trucks' travel schedules over space and time, there is a great opportunity of saving energy consumption if these two technologies can be co-optimized in platoon scheduling that decides the time and location when EFVs form platoons along the route. On one hand, the energy saving by platooning will significantly reduce the need for en-route charging and avoid shipment delays. On the other hand, EFVs' charging activities provide flexibility for them to coordinate their spatial-temporal trajectories, which offers more opportunities for EFVs to platoon (Alam and Guo, 2023).

Scholl et al. (2023) optimized the total cost of energy consumption considering platoon position using meta-heuristic approaches whereas Alam and Guo (2023) minimized the total cost of delivery delay, hub charging, and en route charging considering the charging station capacity and solved the problem by CPLEX. These studies consider different platooning settings and objectives. For example, Scholl et al. (2023) proposed platoon formation at service points (some service points have charging facilities) along the route where platoons are formed among waiting trucks. On the other hand, Alam and Guo (2023) proposed platoon formation at CSs with consideration of CS capacity and driver's rest time.

4.6. Coupling CS planning and EFVs operation

While optimizing the CS siting and sizing, some studies explicitly model EFV routing to better reflect the operational performance. These decision problems are termed as Location Routing Problem (LRP), which integrates the Electric Vehicle Routing Problem (EVRP) and the CS allocation problem in a single modeling framework.

In traditional LRP, the allocation of depots is decided to serve customers in a particular service area and the routes are designed from different depots to serve customers using a fleet of vehicles. LRP can be tailored for EFV logistics system by deciding the allocation of CSs instead of depot allocation, and the route is designed from the depot to serve customers using a fleet of EFVs, as shown in Figure 3. In summary, the goal of the LRP is to consider the interaction between planning and operation when optimizing the CS locations and the routing of EFV simultaneously.

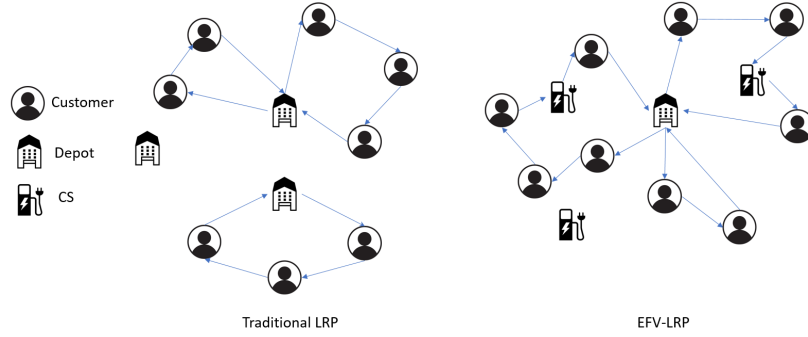


Figure 3: Traditional LRP vs EFV-LRP

Li-ying and Yuan-bin (2015) proposed an optimization model considering multiple types of CSs in LRP with delivery time window for freight systems. This model was further extended by Schiffer and Walther (2017) to optimize fleet size at the depot. Schiffer et al. (2018) decided the siting of CS and optimal route while minimizing the Total Cost of Ownership (TCO) for a given planning period using the data of a German non-food retailer, TEDi. TCO includes purchasing costs of EFVs, installation costs of CS, drivers' wage, and operational costs.

In another study, Schiffer and Walther (2018) considered the uncertainty in geographical customer distribution in the LRP through a robust location-routing approach. Paz et al. (2018) introduced a multi-depot logistic system for the first time in LRP with delivery time windows. The authors assumed that EFV departs and returns to the same depot for each shipment. The multi-depot study was further extended to multiple service periods (i.e., different depots have different service times) in Wang et al. (2022).

The service to both linehaul (pickup freight) and backhaul (deliver freight) customers along the route were introduced in LRP study by Yang et al. (2022). The heterogeneous fleet of EFVs considering different freight capacity, battery capacity, and operating cost was introduced in Çalık et al. (2021). Wang et al. (2021b) decided the location of depots with either of two energy-restore facilities (i.e., plug-in charging facility or BSS) and routing decision simultaneously. Koç et al. (2019) studied the CSs allocation problem, which could be invested and shared by several companies, along with the routing decisions.

The coupling of CSs planning and operational scheduling was done for two different mobility patterns, such as contracted mobility pattern and subcontracted mobility pattern (Londoño and Granada-Echeverri, 2019). In the contracted mobility pattern, the operation schedule was formulated as EVRP (i.e., minimize total traveling cost and consider freight load dynamics),

whereas subcontracted mobility was formulated as Shortest Path (SP) problem (i.e., minimize total travel distance only, no consideration of load dynamics).

5. RQ3: What methodologies have been employed to tackle the planning and operational scheduling for EFVs?

The existing methodologies of CS planning and operational studies can be categorized into four methodologies such as coverage- and queuing-based, mathematical programming, simulation, and survey approaches as shown in Table 1. Mathematical programming models are most frequently used, particularly in operational scheduling and coupling of location and routing decision problems. However, for CS planning coverage-based and queuing-based approaches are popular. As mathematical programming is a popular approach in operational scheduling, the fundamental formulation is also described in section 6. The extension of such formulation with corresponding logistic patterns is described in section 7.

Methodology	No. of literature
Coverage and queuing model	2
Mathematical programming	
<i>MIP</i>	27
<i>IP</i>	7
<i>MINLP</i>	4
<i>LP</i>	2
<i>NLP</i>	1
<i>Heuristic</i>	4
<i>CP</i>	1
Simulation	8
Survey	1

Table 1: Usage of different methodologies in existing literature

5.1. Coverage-based and queuing-based approach

The coverage-based approach aims to allocate charging stations to cover a service area. Speth et al. (2022) and Sauter et al. (2021) decided the siting of CSs by coverage-based approaches, which defines the candidate charging locations with predefined distance (25 or 50 km in Speth et al. (2022); 50 or 100 km in Sauter et al. (2021)). Charging events were estimated heuristically

based on a predefined battery range (300 km) and fixed percentage of charging from the public CSs (assumed 50% in Speth et al. (2022); 25% in Sauter et al. (2021)) to satisfy the given travel demand. While simple to be implemented, the coverage-based approach relies heavily on the parameter assumptions and cannot be effectively used to determine the optimal sizing of CSs.

Queuing models can be leveraged to decide the sizing of each CS. The arrival of EFVs at a CS was typically assumed to follow Poisson distributions. The charging time was assumed to follow an approximate normal distribution in (Sauter et al., 2021) or Markovian distribution in (Speth et al., 2022). The queuing model was solved by approximation formulas (extension of the Pollaczek Khinchine formula) as described in Funke (2018).

5.2. Mathematical programming model

The above-mentioned coverage-based and queue-based approaches provide good guidance for CS planning, however, the decisions made are not guaranteed to be system optimal. To quantitatively optimize the siting and sizing decisions of CSs, mathematical programming approaches can be used. The application of the mathematical programming for allocation of CS were proposed in LRPs.

In contrast to modeling most of the operational problems using holistic mathematical programming approaches such as Mixed Integer Linear Programming (MIP), Integer Linear Programming (IP), Mixed Integer Non-Linear Programming (MINLP) etc., some studies used heuristic procedures to determine “good” routing strategies, which may not be optimal. Montoya et al. (2016) implemented Multi-space Sampling Heuristic (MSH) (introduced in Mendoza and Villegas (2013)) for EFV routing problems. MSH has two phases: sampling and assembling. During the sampling phase, routes from the traveling-salesman-problem tours are sampled, whereas the assembling phase uses the set-partitioning formulation. The first phase builds a pool of routes via a set of randomized route-first cluster-second heuristics and the second phase assembles a routing decision by solving a set partitioning formulation over the routes that are stored in the pool. The former controls the feasibility and the cost of each route while the latter controls the feasibility and the cost of the whole solution. Andelmin and Bartolini (2019) implemented a multi-start local search heuristic that is built based on the idea of a multi-start method proposed in Martí et al. (2013). Among the three phases of the multi-start local-search heuristic, the first two phases iteratively construct new solutions which are further improved by the local search algorithm and finally, all vehicles’ routes associated with improved solutions are stored in a route pool. The set of optimal routes from this route pool is decided from a set partitioning algorithm in the third phase, which is further improved by local search algorithms.

Reyes-Rubiano et al. (2019) implemented a simheuristic approach (integration of simulation techniques within a heuristic framework to address stochasticity) which consists of two components. First, a meta-heuristic component searches for and stores promising solutions. Second, the simulation component estimates different performance statistics of these solutions considering the stochastic environment. Here, Reyes-Rubiano et al. (2019) proposed a biased-randomized multi-start framework that integrated Monte Carlo Simulation (MCS) to reflect the stochasticity of EFV travel time. Woody et al. (2021) studied charging emission in terms of Marginal Emission Factor (MEF) considering four charging profiles based on charging SOC (full, flexible) and timing of charging at depot (immediate, delayed). MEF was estimated with the regression method that was proposed in Donti et al. (2019). The sensitivity of the GHG emission was also studied in Woody et al. (2021) using a simulation technique that was proposed with details in (Deetjen and Azevedo, 2019).

5.3. *Simulation-based approach*

Although mathematical programming is a rigorous quantitative approach for making optimal operational decisions, this approach could be computationally expensive for large-scale problems in the real world and formulating such models may become challenging for very complex systems and introducing the uncertainty. In contrast to the pursuit of optimal decisions, utilizing simulation models can prove to be an effective method for comprehending the intricate dynamics exhibited by a system when the simulation environment can be effectively calibrated.

For example, after siting CSs in depots, Borlaug et al. (2021) investigated the required upgrades in power distribution systems to serve the charging demand of heavy-duty EFVs using bootstrap sampling of different scenarios in a simulation-based framework. Considering the installation of DCFCs at existing gas stations, Bischoff et al. (2019) developed a simulation model using MATSim to estimate charging demand. Considering the installation of CSs at truck stops, Hurtado-Beltran et al. (2021) developed a GIS model to study the driving coverage of EFVs. Jahangir Samet et al. (2021) implemented simulation model (Battery Electric Vehicle POtential models (BEVPOs)) (Melliger, Marc, 2020) to investigate the range anxiety and potential of EFVs adoption.

In context of operational scheduling problem, both commercial and open-source simulation software were used. Napoli et al. (2021) used commercial transportation planning software TransCAD (which has built-in route optimization solving feature) for EFV routing problems. Commercial traffic simulation software VISUM was used to simulate traffic network states (e.g.,

travel time, speed, etc) along the route in Chen et al. (2021) given the route flow calculated from optimization models. Ewert et al. (2021) simulated food retail distribution using open-source agent-based microscopic simulation software MATSim. The jsprit was integrated into MATSim for route optimization purposes. However, it's worth noting that these software solutions are not specifically designed for EFVs' operational scheduling, and customization may be needed to realistic represent the system and achieve optimal operational decisions.

5.4. Survey approach

In addition to quantitative siting and sizing studies, Melander and Wallström (2022) conducted qualitative surveys to compare four business strategies of sharing CSs, including sharing existing privately owned infrastructure, jointly building new infrastructure at a shared location, jointly building new infrastructure at customers' site, and organizing sharing through a third party, to explore CS planning strategies to improve economic and environmental benefits.

6. RQ4: How to formulate fundamental mathematical programming model?

LRP and operational scheduling problems were found to be formulated as IP, MIP and MINLP models, with single study formulating MIP for CS planning. Two key components of mathematical programming models such as objective functions and constraints are different for CS planning, operational scheduling and coupling of CS planning and operations. To enumerate all constraints and objective function components in this review paper will be lengthy and unnecessary. Instead, we will only mention the common and fundamental objective function components and constraints found in the existing literature.

6.1. Model Objective

CS planning The deployment and installation costs of CSs with EVSE and operational costs are minimized in the objective function of CS planning given the unit cost of each CS, EVSE and CS operations (Alp et al., 2022; Li et al., 2023).

Operational scheduling Due to limited traveling distance and the range anxiety of EFVs, a common objective in the existing operational scheduling studies (particularly routing problems) is found to minimize total traveled distance (Sadati and Çatay, 2021; Andelmin and Bartolini, 2019; Sadati et al., 2022; Afroditi et al., 2014; Goeke, 2019; Elahi and Avakh Darestani, 2022;

Goeke and Schneider, 2015; Yilmaz and Kalayci, 2022; Akbay et al., 2022) or its corresponding energy consumption costs (Zhao et al., 2021; Pelletier et al., 2019; Napoli et al., 2021; Scholl et al., 2023). Since en-route charging will significantly delay the freight delivery, minimizing the quantity of en-route charging energy or its corresponding charging cost is also found in the existing studies (Pelletier et al., 2018; Alam and Guo, 2022; Elahi and Avakh Darestani, 2022; Arias-Londoño et al., 2021). At the depot, the peak load charge could be costly when significant charging activities are conducted at the same time. Al-Hanahi et al. (2022) proposed a smart charging system at the depot that minimizes the peak demand of the aggregate charging load. There are some studies that converted all cost components into time or Value Of Time (VOT). For example, traveling time and charging time are minimized in Ahmadi et al. (2021); Cortés-Murcia et al. (2019) and VOT is minimized in Reyes-Rubiano et al. (2019); Chen et al. (2021); Van Duin et al. (2013).

In the freight industry, some other costs are also significant due to the unique freight characteristics. For example, due to the higher hourly wage of a truck driver, minimizing truck driver’s wage costs including overtime costs have been considered in the existing studies (Bac and Erdem, 2021; Goeke and Schneider, 2015; Pelletier et al., 2019; Van Duin et al., 2013; Zhao et al., 2021; Wang et al., 2021a). Due to tight delivery schedule and to ensure customer satisfaction in the competitive freight industry, minimizing delay cost (i.e., the penalty for the delivery delay) is also considered in recent studies (Alam and Guo, 2023; Zhao et al., 2020; Bac and Erdem, 2021; Zhao et al., 2021). Compared with traditional ICEV, EFV is more expensive currently. Therefore, operational studies, especially the studies of fleet sizing problems, minimize EFV dispatching cost incurred from purchasing (fixed) or renting (per unit time of usage) vehicles (Van Duin et al., 2013; Pelletier et al., 2019; Zhao et al., 2020; Hiermann et al., 2016).

Coupling CS planning and operational scheduling Most of the studies on LRP minimized costs for installing new CSs, maintenance of these CSs, charging, driver’s wage, and delay (Alp et al., 2022; Londoño and Granada-Echeverri, 2019; Li-ying and Yuan-bin, 2015; Yang et al., 2022; Wang et al., 2021b; Koç et al., 2019). In addition, total traveled distance (corresponds to energy consumption costs) was minimized (Çalık et al., 2021).

6.2. Constraints

CS planning A set of constraints were formulated for planning the deployment of CS and installation of EVSE over the planning horizon. Balance-equation constraints for EVSE balanced the purchasing and salvaging of EVSE. Another set of constraints was added to

ensure the completion of freight delivery. The budget constraints controlled the new investment for CSs and EVSE considering discount factors for different years.

Operational scheduling *Freight network constraints:* Freight networks can be modeled as directional graphs. To ensure the realistic representation of freight operation, the following graph constraints are typically imposed (e.g., (Yilmaz and Kalayci, 2022; Schneider et al., 2014; Ahmadi et al., 2021)).

- In-degree and out-degree constraints define that exactly one edge enters and leaves each node of the freight network associated with each customer, respectively. This constraint ensures that EFV departs after visiting a customer or CS and flow conservation is guaranteed in routing.
- To run the shipment cycle on a regular basis, EFV should return to its origin after completing the deliveries along the route. This property can be ensured by constraining that the number of EFVs leaving the depot equals the number of EFVs entering the depot.
- Sub-tour elimination constraint prevents a trip visiting few cities in the given set and return to the starting city.
- Each customer is visited exactly once which enforces the connectivity of customer visits so that overall freight transportation is organized and streamlined.

Freight load constraints: Freight load constraints are crucial for tracking freight load while EFV moving along the route and satisfying customer demand. Some typical constraints found in the existing literature (e.g., Yilmaz and Kalayci (2022); Schneider et al. (2014); Ahmadi et al. (2021); Arias-Londoño et al. (2021)) are as follows.

- The freight flowing through each edge is less than the freight capacity of the EFVs.
- The amount of freight to be delivered by an EFV after visiting the CS remains the same because charging has no impact on freight load (Yilmaz and Kalayci, 2022).
- The weight of the EFVs right after leaving the depot is equal to the sum of the freight weight and EFV's own dead weight.

Battery SOC constraints: The constraints for tracking battery SOC are fundamental to model the energy dynamics and charging behavior of EFVs. Dynamics of battery SOC can be modeled by the following constraints (Van Duin et al., 2013; Pelletier et al., 2018; Yilmaz and Kalayci, 2022)

- The real-time battery energy of each EFV shall not exceed its battery capacity. Based on the distance traveled, the battery SOC is reduced along the route unless charged. The remaining distance (i.e., the distance that can be traveled by the remaining battery SOC) is also monitored. The initial remaining distance is equal to the maximum battery range of the EFV. The remaining distance is updated by subtracting the distance traveled between nodes based on MPGe. No trip shall be conducted with a trip distance exceeding the remaining distance of a vehicle.
- Without loss of generality, a constraint is imposed to ensure that the SOC needs to be greater than a minimum percentage and below the maximum percentage of battery capacity. For example, EFV are not allowed to reach extremely low SOC or constantly be fully charged to enhance the longevity of battery performance and/or emulate real-life user behavior. However, full charging is assumed at en-route CS by some existing studies (e.g., Elahi and Avakh Darestani (2022)).
- In charging scheduling problem, each EFV will occupy at most one charger per period (Pelletier et al., 2018). Such constraint is needed to determine the charging availability and charger allocation.
- To address the variable charging speed based on different battery SOC, a charger-specific piece-wise linear function needs to be implemented to formulate a Linear Programming (LP) model.
- Majority of the studies assume that EFVs leave the depot fully charged. A constraint is required to ensure this initial condition.
- Considering smart charging with V2G capability where bi-directional power flow is considered, in the real-time operational scheduling mode, the lower bound of charged power (i.e., the upper bound of discharged power) at a particular timestamp for an EFV is determined by the availability of the EFV at the CS and the maximum discharge power at that particular timestamp. On the other hand, the upper bound of charge power is determined by the availability of the EFV at the CS and the maximum charge power (Al-Hanahi et al., 2022).

Fleet sizing constraints: For the fleet sizing problem, the number of utilized EFVs per period can not exceed the available number of EFVs (Elahi and Avakh Darestani, 2022; Yeomans, 2021;

Ioannou et al., 2020). In addition, the total number of EFVs allocated for an OD pair should be greater or equal to the demand of the OD pair (Chen et al., 2021).

Platoon constraints: The total of EFVs that join a platoon may not exceed the maximum platoon capacity and at least two EFVs are required to form a platoon (Alam and Guo, 2023). When two or more EFVs form a platoon at any stopping point, their respective departure times should be the same. When considering the vehicle sequence in the platoon (e.g., a leading vehicle and following vehicles), constraints are also needed to indicate the position of each vehicle (Scholl et al., 2023)

Coupling CS planning and operational scheduling The majority of the constraints are found similar to mathematical programming in CS planning and operational scheduling. A new graph constraints, in a multi-depot-based freight network, is that each route is constrained to include only one depot Wang et al. (2021b). Given the consideration of multiple service periods of the depot, the sequence of routes that are performed by each EFV needs to be maintained in LRP (Wang et al., 2022). These constraints are not unique constraints of LRP, therefore, these can also be valid for operational scheduling problems in the context of multi-depot-based freight network.

7. RQ5: How do different logistics patterns give rise to new challenges

We introduce different freight delivery patterns found in the existing literature in the following subsections to facilitate the discussion of operational problems. Different types of logistic patterns cause new challenges to adjust the methodologies accordingly for proper planning and operational decisions. In existing EFV literature, these adjustments due to unique logistic pattern in fundamental model are also mentioned after the introduction of each pattern.

Freight delivery patterns considered in the existing EFV literature can be classified into five categories, including heterogeneous customers with and without due time, flexible delivery location, non-simultaneous pickup and delivery (i.e., dedicated-service logistics), simultaneous pickup and delivery and two-echelon delivery.

7.1. Heterogeneous customers with and without due time

Figure 4a illustrates Periodic Routing of Electric Vehicles with Due Time (PREV-DT) where customers' orders are due for delivery at a scheduled time period. Some customers must receive their orders prior to the delivery due time, while others can wait until the end of the period. In Figure 4a, we illustrate two EFVs serving two different routes, which are plotted with solid

and dash line types, respectively. Both EFVs depart from the depot initially and need to finish their delivery tasks along the routes and return to the depot. Each route has different charging infrastructure accessibility and different customers have different delivery due times. The EFV serving the solid-lined route can access to onsite charging infrastructure at customer “2” and recharge some energy amount so that it can deliver customer “3” in time given that customer “3” has delivery due time. On the other hand, the second EFV chooses to fully recharge the battery due to no urgency given that customer “5” does not have a delivery due time.

In order to avoid any penalty or delay cost, customers with due time need to be served within the delivery time window (Akbay et al., 2022; Zhao et al., 2021; Al-Hanahi et al., 2022; Hiermann et al., 2016; Napoli et al., 2021; Taş, 2021). These constraints are crucial for routing problems and can be modeled as hard constraints to guarantee compliance with the time windows.

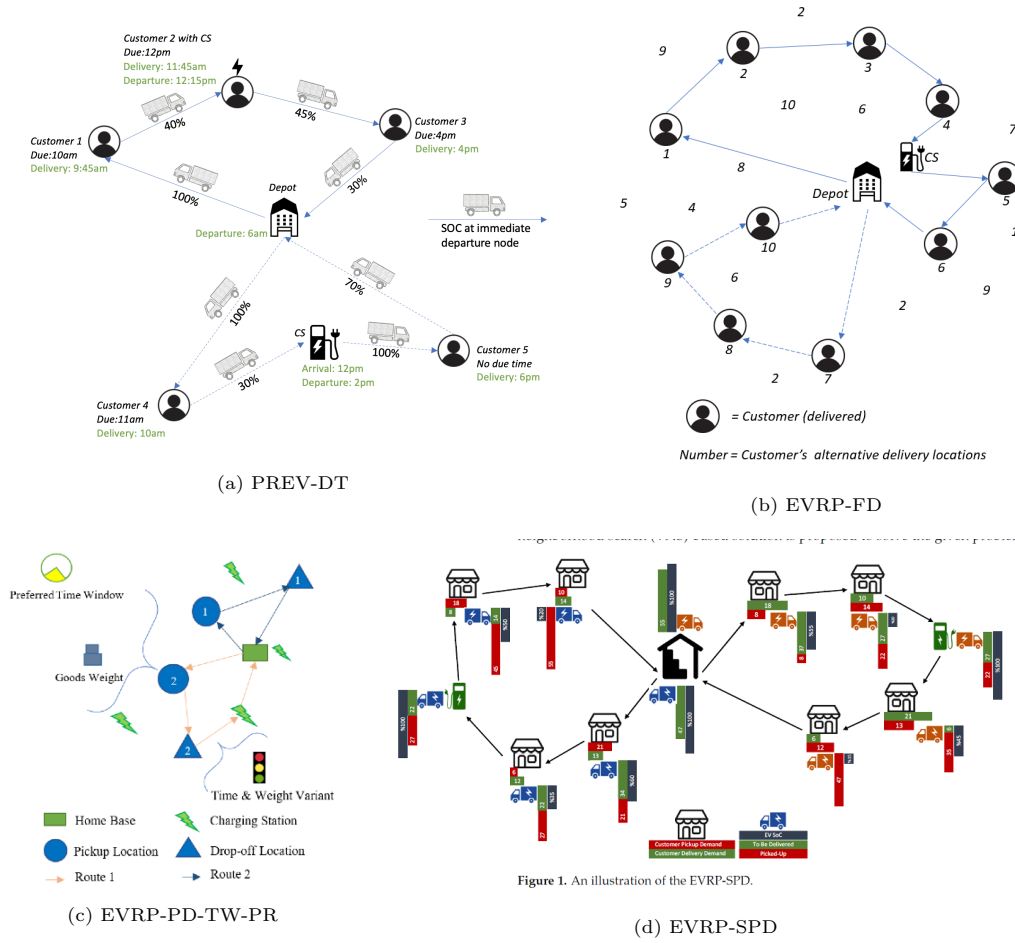


Figure 4: Popular logistic patterns frequently implemented in EFV studies

7.2. Customers with flexible delivery locations

Figure 4b illustrates the flexible delivery locations with 10 customers and a total of 23 alternative delivery locations in the system. The scattered numbers represent the index of customers and the same numbers represent the alternative delivery locations of that customer. For instance, customer “2” has four scattered alternative delivery locations. EFV “1” (traveling on the solid-line route) departs from the depot, visits customers “1”, “2”, “3”, “4”, and stops at CS. After recharging, it resumes by visiting customers “5” and “6”, and then returns to the depot at the end of its tour. Similarly, EFV “2” (traveling on the dashed-line route) departs from the depot, serves customers “7” through “10”, completes its tour, and returns to the depot without recharging.

7.3. Non-simultaneous (*Dedicated-service logistics*) pickup and delivery

Two types of freight pickup and delivery patterns such as non-simultaneous (i.e., dedicated-service logistics) and simultaneous pickup and delivery were found in the existing studies of operational scheduling problems. Figure 4c illustrates non-simultaneous pickup and delivery (i.e., dedicated-service logistics) with en-route flexible charging (i.e., flexible charging amount) given pickup and delivery time windows.² Assume a set of customers that have scheduled for pickup and delivery with specific time windows as shown in circles and diamonds, respectively. The numbers of the locations denote the customer indexes. At the depot, a CS is deployed for overnight charging. The EFVs should start from and return to the depot within the scheduled hours. There could be other en-route CSs in the system. To extend the range of EFVs, flexible charging en-route is allowed. In this figure, two EFVs depart from the home base (e.g., depot) and serve customers “1” and “2”, respectively. The en-route charging is not needed for serving customer “1”, whereas en-route charging is needed for serving customer “2”.

In dedicated-service logistics, an additional constraint is needed so that an identical EFV will pick up and deliver the freight for the same customer, and the pick-up should be finished before the delivery for the same customer (Zhao et al., 2021).

7.4. Simultaneous pickup and delivery

SPD is a generalization of non-simultaneous pickup and delivery by allowing flexibility to both pickup and delivery of freights at each customer location. Figure 4d illustrates the SPD freight logistics pattern. Every EFV has been labeled by three parameters - “the amount of freights to be delivered/the amount of freights being picked up/the current SOC of the EFV”. The amount of freight in the EFV changes depending on the pickup and delivery requests by the customers. For example, an EFV (starts with 100% SOC) needs to deliver 55 units of freights and pickup packages along the solid-lined route. To finish these delivery and pickup tasks, it recharges the battery at en-route CSs to its full capacity. When this EFV returns to the starting point of the route (e.g., depot), it delivered all of the freights and picked up 47 units from the customers to whom the freights are delivered. After arriving at the home base, this EFV will then deliver 47 units of packages to another set of customers along the dash-lined route.

In contrast to freight vehicles for delivery only, vehicles in SPD needs additional constraint so that freight flowing through each edge does not exceed the freight capacity of the EFVs after

²The “time windows” refer to the earliest and latest time range of events, such as departure or delivery.

adjustment of simultaneous pick up and delivery. For SPD, freight weight leaving the depot is zero because no freight will be picked up by EFVs from the depot to customers.

7.5. *Two-echelon delivery*

In two-echelon delivery, first echelon refers to the freight transportation from the central warehouse to satellites (i.e., the last stop of middle-mile trip) by ICEV trucks and the second echelon refers to the transportation from satellites to customers using EFVs Akbay et al. (2022). The variants of routing problem from this logistic pattern is called Two Echelon Electric Vehicle Routing Problem with Time Windows (2E-EVRP-TW). The charging event can be initiated at satellites (first-echelon) and an alternative transportation mode (e.g., walking, drones, bikes, etc.) for freight delivery to close-distanced customers during charging (second echelon) Cortés-Murcia et al. (2019).

The equality constraint of freight to be delivered by an EFV before and after visiting the CS is relaxed in a two-echelon delivery where an alternative transportation mode is assigned to deliver freight to nearby customers when charging EFVs.

8. **RQ6: Which solution approaches have been utilized in addressing mathematical programming? How do they differ?**

In small-scale case studies, exact methods were used by calling commercial global optimal solvers, such as Gurobi and CPLEX (Arias-Londoño et al., 2021; Pelletier et al., 2018; Alam and Guo, 2023; Bac and Erdem, 2021; Cortés-Murcia et al., 2019; Akbay et al., 2022). However, for the large-scale problems, traditional exact methods could be time-consuming to obtain a global optimal solution due to NP-hardness. Meta-heuristic and hybrid of multiple meta-heuristic algorithms can be used to obtain solutions of reasonable quality for practical purposes. Choosing meta-heuristic algorithms and determining how to hybridize them is contingent upon the specific nature of the problems, available computational resources, and desired levels of solution quality. However, limited studies have compared the computational performance of different computational algorithms based on standardized test cases, which is a valuable future research direction.

Among nature-based meta-heuristic algorithms, Genetic Algorithm (GA) was implemented in (Wang et al., 2021a) in which the study problem had two parts: first, use Case-Based Reasoning (CBR) to forecast energy consumption and travel time of each route by implementing neural network and fuzzy inference mechanism; second, optimize vehicle routing by implementing GA

Mathematical programming solving approach		No. of literature
Solver	CPLEX	4
	Gurobi	3
	chuffed	1
	jsprit	1
	shortec	1
	TransCAD built-in solver	1
	DICOPT	1
Decomposition	Branch-and-price	3
	Benders decomposition	1
	LR-ADMM decomposition	1
	Column generation	1
Heuristics	Heuristics	6
Meta-heuristics	Adaptive LNS	6
	SAA	2
	Adaptive ACA	1
	BA	1
	GA	1
	LNS	1
	ACA	1
	CW	1
	DP	1
	VNS	1
Hybrid meta-heuristics	VNS-TS	2
	Adaptive VNS-TS	1
	ALNS-DP	1
	CW-Adaptive VNS	1
	CW-VNS	1
	CW-IG-ALNS	1
	GMCA-INSIGA-II	1
	Iterated Local Search-VND-Set partitioning	1

Table 2: Solving approaches implemented for mathematical programming models in prior studies

using the forecast energy consumption and travel time. In contrast to GA, which can only be solved centrally, Ant Colony Algorithm (ACA) is well suited for distributed computing, which makes itself compatible to combine with other meta-heuristic algorithms. ACA and adaptive ACA was implemented in Zhao et al. (2021) and Zhao et al. (2020), respectively, for the routing problem. Bat Algorithm (BA) is another nature-based meta-heuristic, which is adopted in Yeomans (2021) to produce multiple alternative routing solutions.

In addition to nature-based meta-heuristic algorithms, there exists another category of meta-heuristics based on local search. While nature-based algorithms navigate the search space using a predefined population to discover high-quality solutions, local-search-based algorithms begin with an initial solution and focus on seeking improved solutions within a defined neighborhood. However, some local search heuristics may not achieve a high-quality solution, as they prioritize time-efficient solutions that balance optimality with achieving satisfactory outcomes.

Local-search-based meta-heuristic algorithms typically combine perturbation and greedy approaches to escape local minimum. For example, Simulated Annealing Algorithm (SAA) tries to overcome the dependency of initial value and being stuck on local optimal solutions by utilizing a probability function (i.e., metropolis criterion) which allows “locally” worse solutions to be selected during the optimization process (Elahi and Avakh Darestani, 2022). Besides, SAA has desired properties, such as robustness, flexibility, global search, and ease of implementation. SAA was implemented for routing problems (Fan et al., 2022; Elahi and Avakh Darestani, 2022). Variable Neighborhood Search (VNS) algorithm is a combination of the descent method that moves to a local minimum, and the shaking method that escapes from being trapped in a local minimum (Bac and Erdem, 2021). Yilmaz and Kalayci (2022); Akbay et al. (2022) implemented VNS leveraging the initial solution using Clarke and Wright (CW) saving algorithm. Variable Neighborhood Descent (VND) is deterministic version of VNS that was implemented by Bac and Erdem (2021) for the local search procedure leveraged solution from VNS. An adaptive general VNS was also implemented for milk collection problem in Erdem (2023). Compared with VNS, another local-search meta-heuristic algorithm Large Neighborhood Search (LNS) (Pelletier et al., 2019) has a high possibility to escape local optima and explore new regions of the search space, because if there is no yield of improvements from local search, LNS applies a large-scale perturbation through destroy-repair approach (the destroy component destructs some parts of the current solution while the repair method rebuilds the destroyed solution) to the current solution. The extension of LNS, adaptive LNS was found popular to be implemented in the existing literature (Hiermann et al., 2016; Goeke and Schneider, 2015). Unlike LNS, adaptive

LNS is not restricted to one destroy and repair heuristic rather, it chooses solutions in every iteration from a pool of heuristics based on past success (Lutz, 2015).

In recent years, the hybridization of meta-heuristic algorithms has become popular due to its ability to combine the strengths and complementary features of different meta-heuristic algorithms to create more powerful optimization algorithm. Sadati and Çatay (2021); Sadati et al. (2022) proposed a hybrid algorithm of VNS and Tabu Search (TS) in which TS was implemented within VNS for solving problem-specific neighborhood structures as part of the local search mechanism (Sadati and Çatay, 2021; Sadati et al., 2022). It is found that the hybrid of VNS and TS outperforms adaptive VNS and MSH in terms of computation time with an acceptable solution. When the problem consists of several routing problems, iterated local search meta-heuristic framework is a good fit. This framework generates a set of local optimal routes in Cortés-Murcia et al. (2019) by solving MIP model using VND algorithm (alternating local search and perturbation of customer sets). Once the iterated local search is done, the set partitioning (IP) optimization model is solved to find optimal routes.

In addition to hybridizing meta-heuristic algorithms, there are instances where hybrids of exact algorithms such as branch and bound, and decomposition methods (e.g., column generation) are also implemented. Klein and Schiffer (2022); Klein (2022); Hiermann et al. (2016) implemented branch and price algorithm to solve large-scale case studies of charging scheduling for EFVs. Compared with meta-heuristic algorithms, a hybrid of exact algorithms guarantee global convergence theoretically, but the convergence rate can be slow for some larger-scale cases. Combining meta-heuristic and exact algorithms is also possible to identify good initial solutions first using meta-heuristic algorithms and then use exact algorithms to close the optimality gap.

Besides, other tools/solvers that were used for routing problems are “Chuffed” (Ahmadi et al., 2021), “jsprit” (Ewert et al., 2021), and “Shortec” (Van Duin et al., 2013). *Chuffed* is a Constraint Programming (CP) solver based on lazy clause generation. A lazy clause generation is a hybrid approach to constraint solving that combines features of finite domain propagation and boolean satisfiability (Chu et al., 2018). Note that compared to MIP, CP provides a greater degree of flexibility when non-linear constraints are handled. The Java-based open-source solver *jsprit* is dedicated to solve traveling salesman and vehicle routing problems. Besides open-source solvers, commercial software such as *Shortec* was also implemented for EFVs routing problems that use sequential insertion heuristics to solve the problems (GraphHopper, 2014).

In small-scale case studies for LRP, exact methods were used for a globally optimal solution using commercial solvers such as Gurobi (Schiffer and Walther, 2017), CPLEX (Li-ying

and Yuan-bin, 2015; Paz et al., 2018; Londoño and Granada-Echeverri, 2019) and DICOPT (Londoño and Granada-Echeverri, 2019). For large-scale problems, directly leveraging commercial solvers could be time-consuming to obtain a globally optimal solution. Therefore, decomposition algorithms (e.g., bender’s decomposition (Çalik et al., 2021)) and a hybrid of exact algorithms (e.g., branch and price (Wang et al., 2021b)) were implemented to solve large-scale case studies. A hybrid of Lagrangian relaxation (LR) and Alternating Direction Method of Multipliers (ADMM) decomposition framework was proposed by Yang et al. (2022) to decouple the LRP into a recharging station location problem and an electric vehicle routing problem. The solution quality was evaluated by the optimality gap for each iteration.

Due to complexity and scaling issues, similar to operational scheduling studies, many LRP studies also proposed meta-heuristic, and hybrid meta-heuristic algorithms for approximate solutions. For example, Koç et al. (2019) implemented LNS algorithm and introduced several new operators, as well as initialization, intensification, and diversification procedures. The hybrid of adaptive LNS and Dynamic Programming (DP) was found effective compared with exact solver solutions for small-scale instances (Schiffer et al., 2016, 2018; Schiffer and Walther, 2018). Similarly, a hybrid of adaptive VNS and TS was compared with exact solutions of small-scale instances in (Li-ying and Yuan-bin, 2015) where TS was implemented for intensification mechanisms. A DP-based heuristic, which combines restricted DP and Prim’s algorithms was implemented to solve larger instance of dynamic routing optimization problem with uncertainties (Ünal et al., 2022). Wang et al. (2022) introduced a hybrid of Gaussian Mixture Clustering Algorithm (GMCA) and Improved Nondominated Sorting Genetic Algorithm-II (INSGA-II) for the proposed LRP, where GMCA assigns customers with depots in various service periods to reduce computational complexity and INSGA-II obtains the Pareto optimal solution. This hybrid approach was also compared with multi-objective GA, Particle Swarm Algorithm (PSA), and ACA. In another study, Guo et al. (2022) solved the LRP considering non-linear charging profile and battery degradation using a hybrid of three algorithms such as CW, Iterative Greedy algorithm (IG) and adaptive LNS.

9. Conclusions and RQ7: What are the potential research areas and challenges that have not been adequately explored

Transportation electrification in the freight sector is a possible trend in the near future. This paper reviews the existing research on the challenges and opportunities of adopting electric vehicles in freight transportation. In particular, we focus on three major themes, including CS

planning, EFVs operational scheduling, and the coupling of CS planning and operation, with a detailed classification of the proposed methodologies and solution approaches. Based on our review, we identified further research directions that can further facilitate freight electrification, as summarized below.

1. The existing research typically focuses on centralized decision-makers to optimize the planning and operational decisions. However, these decisions can involve multiple stakeholders, such as charging station providers, power utilities, and freight companies, who make decisions in a decentralized manner to optimize their own objectives but whose decisions will interact with each other. The application of a game theoretical modeling framework can be an effective strategy to better understand their decentralized interaction and derive effective policy incentives to guide the system evolution for societal benefits.
2. The existing literature mainly focuses on the planning and operation of EFVs considering transportation systems. However, freight electrification may have significant impacts on both power transmission and distribution systems due to higher charging power and larger battery capacity. In addition to planning charging stations, a necessary power system upgrade may be needed to support the additional charging power. Furthermore, considering V2G, EFVs fleet can be valuable distributed energy resources to support power system operation compared with passenger vehicles because of larger battery capacity and more predictable travel and charging patterns.
3. Most of the studies focus on planning and operation of EFVs for normal scenarios considering economic efficiency. However, freight electrification could face significant challenges during disruptions due to the urgency of good delivery and potential charging inaccessibility due to power or transportation disruptions. More studies will be needed to consider the challenges and opportunities of EFVs during emergencies to enhance system reliability and resilience.
4. From a modeling perspective, there are some critical features that can be further considered to shed light on the efficiency and feasibility of adopting EFVs, including the uncertainties of charger/driver availability, the influence of charging/electricity prices, human-drive v.s. automated, special types of logistics (e.g., logistics for humanitarian, human organs, refrigerated goods, etc), energy consumption factors (e.g., road pavement condition (Alam et al., 2020), seasonal and geospatial impact (Hao et al., 2020)), and land use restriction.

5. Although existing studies have proposed different computational algorithms, there is still a lack of understanding on the comparison of computational performance and solution qualities among different solution approaches. A comparison using standardized models and benchmark test systems for different type of problems will be beneficial.
6. Solutions of planning/operational decision models can be validated through field experiments (e.g., pilot studies). Validated results from pilot studies will further encourage more stakeholders in freight systems to consider EFVs in their decision-making process and promote EFVs adoption.

ABBREVIATIONS

GHG Greenhouse Gas

2E-EVRP-TW Two Echelon Electric Vehicle Routing Problem with Time Windows

ACA Ant Colony Algorithm

ADMM Alternating Direction Method of Multipliers

BA Bat Algorithm

BEVPO Battery Electric Vehicle POtential model

BSS Battery Swapping Station

CBR Case-Based Reasoning

CS Charging Station

CP Constraint Programming

DP Dynamic Programming

EV Electric Vehicle

CW Clarke and Wright

DCFC Direct Current Fast Charger

EFV Electric Freight Vehicle

eLCVRP-CS-PDS Electric Light Commercial Vehicles Routing Problem with Charging Station Location and impact on Power Distribution System

EVRP Electric Vehicle Routing Problem

EVRP-ECU Electric Vehicle Routing Problem with Energy Consumption Uncertainty

EVRP-FD Electric Vehicle Routing Problem with Flexible Deliveries

EVRP-PD Electric Vehicle Routing Problem with Pickup and Delivery

EVRP-PD-TW-PR Electric Vehicle Routing Problem with Pickup and Delivery, Time Windows, and Partial Recharge

EVRP-ST Electric Vehicle Routing Problem with Stochastic Travel times

EVRPTW Electric Vehicle Routing Problem with Time Windows

EVRPFTW Electric Vehicle Routing Problem with Flexible Time Windows

EVRPTWsc Electric Vehicle Routing Problem with Time Windows and satellite customers

EVRP-TTC Electric Vehicle Routing Problem with Time-varying Traffic Conditions

EVRP-SPD Electric Vehicle Routing Problem with Simultaneous Pickup and Delivery

EVSE Electric Vehicle Supply Equipment

GA Genetic Algorithm

GMCA Gaussian Mixture Clustering Algorithm

GTS Granular Tabu Search

GVWR Gross Vehicle Weight Ratings

HOTDMD-EVRP-BRS Half-Open Time-Dependent Multi-Depot Electric Vehicle Routing Problem Considering Battery Recharging and Swapping

IBDR Incentive-Based Demand Response

ICEV Internal Combustion Engine Vehicle

IG Iterative Greedy algorithm

IP	Integer Linear Programming
INSGA-II	Improved Nondominated Sorting Genetic Algorithm-II
LRP	Location Routing Problem
LNS	Large Neighborhood Search
LP	Linear Programming
LR	Lagrangian relaxation
MSH	Multi-space Sampling Heuristic
MVRPTW	Mixed vehicle routing problem with Time Windows
MCS	Monte Carlo Simulation
MEF	Marginal Emission Factor
MDGVRP	Multi-Depot Green Vehicle Routing Problem
MIP	Mixed Integer Linear Programming
MINLP	Mixed Integer Non-Linear Programming
OSPT	Operational Schedule during Parking Time
PREV-DT	Periodic Routing of Electric Vehicles with Due Time
PSA	Particle Swarm Algorithm
QP	Quadratic Programming
SAA	Simulated Annealing Algorithm
SOC	State Of Charge
SP	Shortest Path
SPD	Simultaneous Pickup and Delivery
TS	Tabu Search
TCO	Total Cost of Ownership

VOT Value Of Time

VMT Vehicle Miles Travelled

VND Variable Neighborhood Descent

VNS Variable Neighborhood Search

VRP Vehicle Routing Problem

V2G Vehicle To Grid

Univ. University

TR Part E Transportation Research Part E

Sci. Science

COR Computers and Operations Research

WSEAS World Scientific and Engineering Academy and Society

TCS Transactions on Circuit and Systems

SORT Statistics and Operations Research Transactions

Idescat Statistical Institute of Catalonia

TR Part B Transportation Research Part B

EST Environmental Science and Technology

TR Part C Transportation Research Part C

MPE Mathematical Problems in Engineering

EJOR European Journal of Operational Research

IJPR International Journal of Production Research

TRP Transportation Research Procedia

TRENG TRansportation ENgineering

NCST National Center for Sustainable Transportation

IJIEC International Journal of Industrial Engineering Computation

T-ITS Transactions on Intelligent Transportation Systems

ESPR Environmental Science and Pollution Research

SCS Sustainable Cities and Society

BSE Business Strategy and the Environment

ERIS Environmental Research: Infrastructure and Sustainability

ITOR International Transactions in Operational Research

Transp. Lett. Transportation Letters

JESTR Journal of Engineering Science & Technology Review

EUT Edizioni Università di Trieste

SD-LCI Schloss Dagstuhl – Leibniz Center for Informatics

IOP Institute Of Physics

Fraunhofer ISI Fraunhofer-Institut für System- und Innovationsforschung

EMaTTech Eastern Macedonia and Thrace institute of Technology

References

- Afroditi, A., Boile, M., Theofanis, S., Sdoukopoulos, E., Margaritis, D., 2014. Electric vehicle routing problem with industry constraints: trends and insights for future research. *Transportation Research Procedia* 3, 452–459.
- Ahmadi, S., Tack, G., Harabor, D., Kilby, P., 2021. Vehicle dynamics in pickup-and-delivery problems using electric vehicles, in: *27th International Conference on Principles and Practice of Constraint Programming (CP 2021)*, Schloss Dagstuhl-Leibniz-Zentrum für Informatik.
- Akbay, M.A., Kalayci, C.B., Blum, C., Polat, O., 2022. Variable neighborhood search for the two-echelon electric vehicle routing problem with time windows. *Applied Sciences* 12, 1014.
- Al-Hanahi, B., Ahmad, I., Habibi, D., Masoum, M.A., 2022. Smart charging strategies for heavy electric vehicles. *eTransportation* , 100182.

- Alam, M.R., Guo, Z., 2022. Charging infrastructure planning for ride-sourcing electric vehicles considering drivers' value of time. *Transportation Letters* , 1–11.
- Alam, M.R., Guo, Z., 2023. Co-optimization of charging scheduling and platooning for long-haul electric freight vehicles. *Transportation Research Part C: Emerging Technologies* 147, 104009. URL: <https://www.sciencedirect.com/science/article/pii/S0968090X22004223>, doi:<https://doi.org/10.1016/j.trc.2022.104009>.
- Alam, M.R., Hossain, K., Bazan, C., 2020. A systematic approach to estimate global warming potential from pavement vehicle interaction using canadian long-term pavement performance data. *Journal of Cleaner Production* 273, 123106.
- Alam, M.R., Hou, C., Aeschliman, S., Zhou, Y., Guo, Z., 2022. Optimization-based trip chain emulation for electrified ride-sourcing charging demand analyses. *Transportation Letters* , 1–17.
- Alp, O., Tan, T., Udenio, M., 2022. Transitioning to sustainable freight transportation by integrating fleet replacement and charging infrastructure decisions. *Omega* 109, 102595.
- Andelmin, J., Bartolini, E., 2019. A multi-start local search heuristic for the green vehicle routing problem based on a multigraph reformulation. *Computers & Operations Research* 109, 43–63.
- Arias-Londoño, A., Gil-González, W., Montoya, O.D., 2021. A linearized approach for the electric light commercial vehicle routing problem combined with charging station siting and power distribution network assessment. *Applied Sciences* 11, 4870.
- Arslan, O., Karaşan, O.E., 2016. A benders decomposition approach for the charging station location problem with plug-in hybrid electric vehicles. *Transportation Research Part B: Methodological* 93, 670–695.
- Bac, U., Erdem, M., 2021. Optimization of electric vehicle recharge schedule and routing problem with time windows and partial recharge: A comparative study for an urban logistics fleet. *Sustainable Cities and Society* 70, 102883.
- Baghali, S., Guo, Z., 2021. Impacts of privately owned electric vehicles on distribution system resilience: A multi-agent optimization approach. *arXiv preprint arXiv:2105.03828* .

- Baouche, F., Billot, R., Trigui, R., El Faouzi, N.E., 2014. Efficient allocation of electric vehicles charging stations: Optimization model and application to a dense urban network. *IEEE Intelligent transportation systems magazine* 6, 33–43.
- Bektaş, T., Ehmke, J.F., Psaraftis, H.N., Puchinger, J., 2019. The role of operational research in green freight transportation. *European Journal of Operational Research* 274, 807–823.
- Bischoff, J., Márquez-Fernández, F.J., Domingues-Olavarria, G., Maciejewski, M., Nagel, K., 2019. Impacts of vehicle fleet electrification in sweden—a simulation-based assessment of long-distance trips, in: 2019 6th International Conference on Models and Technologies for Intelligent Transportation Systems (MT-ITS), IEEE. pp. 1–7.
- Borlaug, B., Muratori, M., Gilleran, M., Woody, D., Muston, W., Canada, T., Ingram, A., Gresham, H., McQueen, C., 2021. Heavy-duty truck electrification and the impacts of depot charging on electricity distribution systems. *Nature Energy* 6, 673–682.
- Çalik, H., Oulamara, A., Prodhon, C., Salhi, S., 2021. The electric location-routing problem with heterogeneous fleet: Formulation and benders decomposition approach. *Computers & Operations Research* 131, 105251.
- Celebi, D., et al., 2021. Planning a mixed fleet of electric and conventional vehicles for urban freight with routing and replacement considerations. *Sustainable Cities and Society* 73, 103105.
- Chen, P., Ioannou, P., Dessouky, M., 2021. Mixed freight dynamic routing using a co-simulation optimization approach. *IEEE Transactions on Intelligent Transportation Systems* .
- Chu, G., Stuckey, P.J., Schutt, A., Ehlers, T., Gange, G., Francis, K., 2018. Chuffed, a lazy clause generation solver. URL: <https://github.com/chuffed/chuffed> .
- Cortés-Murcia, D.L., Prodhon, C., Afsar, H.M., 2019. The electric vehicle routing problem with time windows, partial recharges and satellite customers. *Transportation Research Part E: Logistics and Transportation Review* 130, 184–206.
- Cui, Q., Weng, Y., Tan, C.W., 2019. Electric vehicle charging station placement method for urban areas. *IEEE Transactions on Smart Grid* 10, 6552–6565.
- Deetjen, T.A., Azevedo, I.L., 2019. Reduced-order dispatch model for simulating marginal emissions factors for the united states power sector. *Environmental science & technology* 53, 10506–10513.

- Donti, P.L., Kolter, J.Z., Azevedo, I.L., 2019. How much are we saving after all? characterizing the effects of commonly varying assumptions on emissions and damage estimates in pjm. *Environmental science & technology* 53, 9905–9914.
- Elahi, M., Avakh Darestani, S., 2022. Modeling a periodic electric vehicle–routing problem considering delivery due date and mixed charging rates using metaheuristic method. *Environmental Science and Pollution Research* , 1–14.
- Erdem, M., 2023. Optimisation of the electric truck route for milk collection problem: A real case study. *Transportation Letters* 15, 193–210.
- Ewert, R., Martins-Turner, K., Thaller, C., Nagel, K., 2021. Using a route-based and vehicle type specific range constraint for improving vehicle routing problems with electric vehicles. *Transportation Research Procedia* 52, 517–524.
- Fan, L., Liu, C., Zhang, W., 2022. Half-open time-dependent multi-depot electric vehicle routing problem considering battery recharging and swapping. *International Journal of Industrial Engineering Computations* .
- Federal Highway Administration, 2022. 2022 fhwa forecasts of vehicle miles traveled (vmt). United States Department of Transportation Federal Highway Administration Office of Highway Policy Information 2019, 2049.
- Funke, S.Á., 2018. Techno-ökonomische Gesamtbewertung heterogener Maßnahmen zur Verlängerung der Tagesreichweite von batterieelektrischen Fahrzeugen. Ph.D. thesis.
- Goeke, D., 2019. Granular tabu search for the pickup and delivery problem with time windows and electric vehicles. *European Journal of Operational Research* 278, 821–836.
- Goeke, D., Schneider, M., 2015. Routing a mixed fleet of electric and conventional vehicles. *European Journal of Operational Research* 245, 81–99.
- GraphHopper, 2014. jsprit. GitHub. <https://github.com/graphhopper/jsprit/tree/master>.
- Guo, F., Zhang, J., Huang, Z., Huang, W., 2022. Simultaneous charging station location-routing problem for electric vehicles: Effect of nonlinear partial charging and battery degradation. *Energy* 250, 123724.

- Guo, Z., Deride, J., Fan, Y., 2016. Infrastructure planning for fast charging stations in a competitive market. *Transportation Research Part C: Emerging Technologies* 68, 215–227.
- Hao, X., Wang, H., Lin, Z., Ouyang, M., 2020. Seasonal effects on electric vehicle energy consumption and driving range: A case study on personal, taxi, and ridesharing vehicles. *Journal of Cleaner Production* 249, 119403.
- Hiermann, G., Puchinger, J., Ropke, S., Hartl, R.F., 2016. The electric fleet size and mix vehicle routing problem with time windows and recharging stations. *European Journal of Operational Research* 252, 995–1018.
- Howard, Bill, 2019. Volvo plans big electric trucks for local, regional hauls. <https://www.extremetech.com/extreme/298830-volvo-plans-big-electric-trucks-for-localregional-hauls>. Accessed: 10-5-2022.
- Hurtado-Beltran, A., Rilett, L.R., Nam, Y., 2021. Driving coverage of charging stations for battery electric trucks located at truck stop facilities. *Transportation Research Record* 2675, 850–866.
- Ioannou, P., Giuliano, G., Dessouky, M., Chen, P., Center, M.T., 2020. Freight Load Balancing and Efficiencies in Alternative Fuel Freight Modes. Technical Report. National Center for Sustainable Transportation.
- Jahangir Samet, M., Liimatainen, H., van Vliet, O.P.R., Pöllänen, M., 2021. Road freight transport electrification potential by using battery electric trucks in finland and switzerland. *Energies* 14, 823.
- Jaller, M., Xiao, R., Dennis, S., Rivera-Royero, D., Pahwa, A., 2022. National impacts of e-commerce growth: Development of a spatial demand based tool .
- Klein, P., Schiffer, M., 2022. Branch-and-price for the electric vehicle charge scheduling problem with flexible service operations .
- Klein, P.S., 2022. Integrated service-and charge-scheduling for electric commercial vehicles, in: *International Conference on Operations Research*, Springer. pp. 15–20.
- Koç, Ç., Jabali, O., Mendoza, J.E., Laporte, G., 2019. The electric vehicle routing problem with shared charging stations. *International Transactions in Operational Research* 26, 1211–1243.

- Li, B., Jing, D., Zhong, H., He, G., Ma, Z., Ruan, G., Chen, M., Kammen, D.M., 2023. Centralized charging station planning for battery electric trucks considering the impacts on electricity distribution systems. *Energy Reports* 9, 346–357.
- Li-ying, W., Yuan-bin, S., 2015. Multiple charging station location-routing problem with time window of electric vehicle. *Journal of Engineering Science & Technology Review* 8.
- Link, S., Plötz, P., 2022. Technical feasibility of heavy-duty battery-electric trucks for urban and regional delivery in germany—a real-world case study. *World Electric Vehicle Journal* 13, 161.
- Liu, Q., Liu, J., Le, W., Guo, Z., He, Z., 2019. Data-driven intelligent location of public charging stations for electric vehicles. *Journal of Cleaner Production* 232, 531–541.
- Londoño, A., Granada-Echeverri, M., 2019. Optimal placement of freight electric vehicles charging stations and their impact on the power distribution network. *International Journal of Industrial Engineering Computations* 10, 535–556.
- Lutz, R., 2015. Adaptive large neighborhood search .
- Martí, R., Resende, M.G., Ribeiro, C.C., 2013. Multi-start methods for combinatorial optimization. *European Journal of Operational Research* 226, 1–8.
- Melander, L., Wallström, H., 2022. The benefits of green horizontal networks: Lessons learned from sharing charging infrastructure for electric freight vehicles. *Business Strategy and the Environment* .
- Melliger, Marc, 2020. Battery electric vehicle potential model. <https://github.com/marcmelliger/BEVPO/blob/master/README.md>. Accessed: 10-27-2022.
- Mendoza, J.E., Villegas, J.G., 2013. A multi-space sampling heuristic for the vehicle routing problem with stochastic demands. *Optimization Letters* 7, 1503–1516.
- Montoya, A., Guéret, C., Mendoza, J.E., Villegas, J.G., 2016. A multi-space sampling heuristic for the green vehicle routing problem. *Transportation Research Part C: Emerging Technologies* 70, 113–128.
- Napoli, G., Micari, S., Dispenza, G., Andaloro, L., Antonucci, V., Polimeni, A., 2021. Freight distribution with electric vehicles: A case study in sicily. res, infrastructures and vehicle routing. *Transportation Engineering* 3, 100047.

- Patella, S.M., Grazieschi, G., Gatta, V., Marcucci, E., Carrese, S., 2020. The adoption of green vehicles in last mile logistics: A systematic review. *Sustainability* 13, 6.
- Paz, J., Granada-Echeverri, M., Escobar, J., 2018. The multi-depot electric vehicle location routing problem with time windows. *International Journal of Industrial Engineering Computations* 9, 123–136.
- Pelletier, S., Jabali, O., Laporte, G., 2018. Charge scheduling for electric freight vehicles. *Transportation Research Part B: Methodological* 115, 246–269.
- Pelletier, S., Jabali, O., Laporte, G., 2019. The electric vehicle routing problem with energy consumption uncertainty. *Transportation Research Part B: Methodological* 126, 225–255. URL: <https://www.sciencedirect.com/science/article/pii/S0191261519300153>, doi:<https://doi.org/10.1016/j.trb.2019.06.006>.
- Qian, K., Zhou, C., Allan, M., Yuan, Y., 2011. Modeling of Load Demand Due to EV Battery Charging in Distribution Systems. *IEEE Transactions on Power Systems* 26, 802–810. URL: <http://ieeexplore.ieee.org/document/5535237/>, doi:10.1109/TPWRS.2010.2057456.
- Reyes-Rubiano, L., Ferone, D., Juan, A.A., Faulin, J., 2019. A simheuristic for routing electric vehicles with limited driving ranges and stochastic travel times. *SORT* 1, 3–24.
- Sadati, M.E.H., Akbari, V., Çatay, B., 2022. Electric vehicle routing problem with flexible deliveries. *International Journal of Production Research* , 1–27.
- Sadati, M.E.H., Çatay, B., 2021. A hybrid variable neighborhood search approach for the multi-depot green vehicle routing problem. *Transportation Research Part E: Logistics and Transportation Review* 149, 102293.
- Sauter, V., Speth, D., Plötz, P., Signer, T., 2021. A charging infrastructure network for battery electric trucks in Europe. Technical Report. Working Paper Sustainability and Innovation.
- Schiffer, M., Stütz, S., Walther, G., 2016. Are ecvs breaking even?-competitiveness of electric commercial vehicles in medium-duty logistics networks. RWTH Aachen Univ., Aachen, Germany, Work. Paper OM-02/2016 .
- Schiffer, M., Stütz, S., Walther, G., 2018. Electric commercial vehicles in mid-haul logistics networks, in: *Behaviour of Lithium-Ion Batteries in Electric Vehicles*. Springer, pp. 153–173.

- Schiffer, M., Walther, G., 2017. The electric location routing problem with time windows and partial recharging. *European journal of operational research* 260, 995–1013.
- Schiffer, M., Walther, G., 2018. Strategic planning of electric logistics fleet networks: A robust location-routing approach. *Omega* 80, 31–42.
- Schneider, M., Stenger, A., Goeke, D., 2014. The electric vehicle-routing problem with time windows and recharging stations. *Transportation science* 48, 500–520.
- Scholl, J., Boysen, N., Scholl, A., 2023. E-platooning: Optimizing platoon formation for long-haul transportation with electric commercial vehicles. *European Journal of Operational Research* 304, 525–542.
- Speth, D., Plötz, P., Funke, S., Vallarella, E., 2022. Public fast charging infrastructure for battery electric trucks—a model-based network for germany. *Environmental Research: Infrastructure and Sustainability* .
- St John, J., 2021. Electric trucks could handle millions of short-haul routes across north america. <https://www.canarymedia.com/articles/electric-vehicles/electric-trucks-could-handle-millions-of-short-haul-routes-across-north-america>. Accessed: 11-08-2022.
- Taş, D., 2021. Electric vehicle routing with flexible time windows: a column generation solution approach. *Transportation Letters* 13, 97–103.
- Teoh, T., Kunze, O., Teo, C.C., Wong, Y.D., 2018. Decarbonisation of urban freight transport using electric vehicles and opportunity charging. *Sustainability* 10, 3258.
- Ünal, V., Soysal, M., Çimen, M., Koç, Ç., 2022. Dynamic routing optimization with electric vehicles under stochastic battery depletion. *Transportation Letters* , 1–13.
- U.S.EPA, 2021. Inventory of US greenhouse gas emissions and sinks 1990-2019. Technical Report.
- USPS, 2022. Electric delivery vehicles and the postal service. <https://www.uspsaig.gov/sites/default/files/document-library-files/2022/RISC-WP-22-003.pdf>. Accessed: 10-5-2022.
- Van Duin, J., Tavasszy, L.A., Quak, H., 2013. Towards e (lectric)-urban freight: first promising steps in the electric vehicle revolution .

- Wang, L., Wu, Z., Cao, C., 2021a. Integrated optimization of routing and energy management for electric vehicles in delivery scheduling. *Energies* 14, 1762.
- Wang, M., Miao, L., Zhang, C., 2021b. A branch-and-price algorithm for a green location routing problem with multi-type charging infrastructure. *Transportation Research Part E: Logistics and Transportation Review* 156, 102529.
- Wang, Y., Zhou, J., Sun, Y., Wang, X., Zhe, J., Wang, H., 2022. Electric vehicle charging station location-routing problem with time windows and resource sharing. *Sustainability* 14, 11681.
- Woody, M., Vaishnav, P., Craig, M.T., Lewis, G.M., Keoleian, G.A., 2021. Charging strategies to minimize greenhouse gas emissions of electrified delivery vehicles. *Environmental Science & Technology* 55, 10108–10120.
- Xu, D., Pei, W., Zhang, Q., 2022. Optimal planning of electric vehicle charging stations considering user satisfaction and charging convenience. *Energies* 15, 5027.
- Yang, J., Dong, J., Hu, L., 2017. A data-driven optimization-based approach for siting and sizing of electric taxi charging stations. *Transportation Research Part C: Emerging Technologies* 77, 462–477.
- Yang, S., Ning, L., Tong, L.C., Shang, P., 2022. Integrated electric logistics vehicle recharging station location–routing problem with mixed backhauls and recharging strategies. *Transportation Research Part C: Emerging Technologies* 140, 103695.
- Yeomans, J.S., 2021. A multicriteria, bat algorithm approach for computing the range limited routing problem for electric trucks. *WSEAS Transactions on Circuits and Systems* 20, 96–106.
- Yilmaz, Y., Kalayci, C.B., 2022. Variable neighborhood search algorithms to solve the electric vehicle routing problem with simultaneous pickup and delivery. *Mathematics* 10, 3108.
- Zhao, Z., Li, X., Zhou, X., 2020. Distribution route optimization for electric vehicles in urban cold chain logistics for fresh products under time-varying traffic conditions. *Mathematical Problems in Engineering* 2020.
- Zhao, Z., Wu, G., Boriboonsomsin, K., Kailas, A., 2021. Vehicle dispatching and scheduling algorithms for battery electric heavy-duty truck fleets considering en-route opportunity charging, in: *2021 IEEE Conference on Technologies for Sustainability (SusTech)*, IEEE. pp. 1–8.