

Quantum ratchet with Lindblad rate equations

Luis Octavio Castaños-Cervantes[†] and Jesús Casado-Pascual*

[†]*Facultad de Ingeniería, Universidad Nacional Autónoma de México,*

Circuito Escolar 04360, C.U., Coyoacán, 04510 Ciudad de México, México

[†]*Tecnologico de Monterrey, School of Engineering and Sciences, Ciudad de México 14380, México*

**Física Teórica, Universidad de Sevilla, Apartado de Correos 1065, 41080 Sevilla, Spain*

(Dated: November 28, 2023)

A quantum random walk model is established on a one-dimensional periodic lattice that fluctuates between two possible states. This model is defined by Lindblad rate equations that incorporate the transition rates between the two lattice states. Leveraging the system's symmetries, the particle velocity can be described using a finite set of equations, even though the state space is of infinite dimension. These equations yield an analytical expression for the velocity in the long-time limit, which is employed to analyze the characteristics of directed motion. Notably, the velocity can exhibit multiple inversions, and to achieve directed motion, distinct, nonzero transition rates between lattice states are required.

I. INTRODUCTION

Directed motion of particles in systems subjected to deterministic or stochastic unbiased driving forces has garnered significant and continuous attention [1–3]. This phenomenon, commonly called *ratchet effect*, has found important applications in physics [1], chemistry [2], biology [3, 4], and nanotechnology [5]. The ratchet effect has not only been studied in systems composed of particles but has also been analyzed in extended systems [6]. From a theoretical perspective, significant efforts have been made to unravel the underlying mechanisms behind the emergence of directed motion [1, 3]. To make directed motion possible, it has been shown that specific spatiotemporal symmetry and supersymmetry conditions must be broken [7]. Another intriguing phenomenon, frequently observed in these systems, is the reversal of current direction when a system parameter varies [8–11].

The ratchet effect, which was originally analyzed in classical systems, was later extended to the quantum domain [4, 12, 13]. Specifically, research has demonstrated that quantum phenomena, such as tunneling and wave packet dispersion, can either enhance the ratchet current [14] or lead to a reduction in transport efficiency [15]. A crucial factor contributing to ratchet behavior is the violation of time-reversal symmetry [16, 17]. This can be accomplished, for example, through the irreversibility of dissipative effects. In this context, investigations have been conducted into the quantum dynamics of a particle in an asymmetric potential with Ohmic [18] and super-Ohmic dissipation [16]. The ratchet effect has also been studied in the absence of dissipation where the system follows Hamiltonian dynamics (see, e.g., Ref. [19]). In this case, the particle is typically subjected to potentials that break certain symmetries, as seen in the flashing ratchet potential considered in [20], the delta-kicked model in [21], and the Bose-Hubbard model in [22].

These types of potentials can be created, for example, using optical lattices [20, 23, 24]. Furthermore, these systems have also been used to study the relationship between many-body quantum chaos and entanglement in quantum ratchet systems [25].

Experimental investigations of quantum ratchets have been continually carried out since one of the original proposals involving a SQUID device [26]. For instance, in Ref. [27], the observation of a polarization-sensitive magnetic quantum ratchet current was reported, where the direction and magnitude are determined by the orientation of the electric field. In another study [14], a scattering quantum ratchet was demonstrated, involving a directional flow of electrons in a two-dimensional electron gas. Furthermore, Ref. [28] presented an electronic quantum ratchet in graphene layers. In addition to these, quantum ratchets have also been realized in optical systems, as seen in the case of a delta-kicked photonic quantum ratchet [29] and Bose-Einstein condensates in an optical lattice [24].

To gain a deeper understanding of the physics underlying the ratchet effect, it is advantageous to develop simplified models that retain the essential characteristics of the phenomenon under study and enable the extraction of analytical solutions [10, 30]. Specifically, these simplified models hold particular appeal when applied to open quantum systems governed by master equations that may exhibit nonMarkovian behavior [22, 31], as such systems are typically amenable only to numerical treatment. In this paper, we introduce a simple quantum random walk model for a particle moving on an infinite lattice. The lattice randomly fluctuates between two configurations that do not lead to directed motion when considered separately. However, under specific conditions, they do result in directed motion when they alternate. The evolution of the system is mathematically described using Lindblad rate equations [22, 31]. This model allows us to derive an analytical expression for the long time limit of the particle's velocity. The use of this expression enables us to examine the circumstances under which directed motion exists and multiple current reversals occur.

* luis.castanos@tec.mx, jcasado@us.es

The structure of the remaining sections in this paper is as follows. In Sec. II, we introduce the model under investigation. The derivation of the Lindblad rate equations that describe the system's evolution is provided in Appendix A. Section III examines the symmetries of the system, and in Sec. IV, we establish the equations that describe the evolution of the velocity and its long-time behavior. Certain technical details required for deriving these equations can be found in Appendix B. Section V explores the key properties of the particle velocity in the long-time limit. Finally, in Sec. VI, we present a summary and draw conclusions based on the aspects covered in this study.

II. DESCRIPTION OF THE MODEL

Consider a quantum system composed of a particle that can be found at any site of the set $\mathcal{P} = \{jL : j \in \mathbb{Z}\}$, with L a given length and \mathbb{Z} the set of integers (see Fig. 1). Let $|j\rangle$ be the quantum state associated with the position jL . These kets form an orthonormal basis $\{|j\rangle : j \in \mathbb{Z}\}$ for the state space of the particle. The set \mathcal{P} constitutes a one dimensional lattice of sites that has two possible states denoted by $+1$ and -1 . The lattice fluctuates randomly between these two states following a Markovian dichotomic process, with γ_{\pm} being the transition rates from state ± 1 to ∓ 1 . Consequently, the probability that the lattice sojourns in the state ± 1 for a span of time τ and then changes to the state ∓ 1 in the time interval between τ and $\tau + d\tau$ is given by $\gamma_{\pm} e^{-\gamma_{\pm}\tau} d\tau$ (see Ref. [32]).

As sketched in Fig. 1, in the lattice state $+1$ there are coherent transitions between the state vectors $|3j+1\rangle$ and $|3j+2\rangle$ at a frequency ω . The corresponding sites $(3j+1)L$ and $(3j+2)L$ are called *nonabsorbing*. In addition, there are incoherent transitions from $|3j+1\rangle$ and $|3j+2\rangle$ to $|3j\rangle$ and $|3j+3\rangle$, respectively, at a rate Γ . No transitions are possible from state vectors of the form $|3j\rangle$ to any other states and, for this reason, the sites $3jL$ are called *absorbing*. In Fig. 1, the absorbing sites are depicted as crosses and the nonabsorbing as solid circles. The lattice state -1 is obtained by inverting the lattice state $+1$ with respect to any site of the form $(3j-1)L$. Alternatively, it can be obtained by translating the lattice state $+1$ by $(3j+1)L$ to the right or, equivalently, by $(3j+2)L$ to the left. Observe that both lattice states are periodic with period $3L$ and invariant under inversions about the absorbing sites.

In terms of the jump operators $R_j = |j+1\rangle\langle j|$, with $j \in \mathbb{Z}$, the above described dynamics in each lattice state can be modeled by the superoperators

$$\mathcal{L}_{\pm\cdot} = -\frac{i}{\hbar} [H_{\pm}, \cdot] + \mathcal{D}_{\pm\cdot}, \quad (1)$$

where $[\cdot, \cdot]$ denotes the commutator, the Hamiltonians

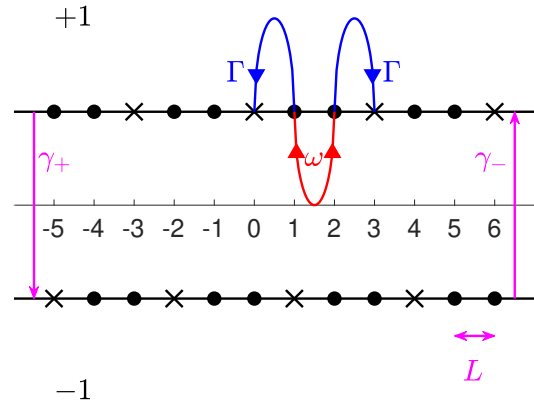


FIG. 1. Sketch of the two possible states ± 1 of the lattice under which the particle can move. The absorbing sites are depicted as crosses, while the nonabsorbing ones as solid circles. The horizontal axis appears in units of the distance L between consecutive positions. The rate Γ of the incoherent transitions, the frequency ω of the coherent transitions, and the rates γ_{\pm} at which the lattice state changes are also illustrated.

H_{\pm} are given by

$$H_{\pm} = \hbar\omega \sum_{k \in \mathbb{Z}} \left(R_{3k\pm 1} + R_{3k\pm 1}^{\dagger} \right), \quad (2)$$

and the dissipators \mathcal{D}_{\pm} are defined by

$$\mathcal{D}_{+\cdot} = \Gamma \sum_{k \in \mathbb{Z}} \left[R_{3k}^{\dagger} \cdot R_{3k} + R_{3k+2} \cdot R_{3k+2}^{\dagger} - \frac{1}{2} \left\{ R_{3k} R_{3k}^{\dagger} + R_{3k+2}^{\dagger} R_{3k+2}, \cdot \right\} \right], \quad (3)$$

$$\mathcal{D}_{-\cdot} = \Gamma \sum_{k \in \mathbb{Z}} \left[R_{3k} \cdot R_{3k}^{\dagger} + R_{3k+1}^{\dagger} \cdot R_{3k+1} - \frac{1}{2} \left\{ R_{3k}^{\dagger} R_{3k} + R_{3k+1} R_{3k+1}^{\dagger}, \cdot \right\} \right], \quad (4)$$

with $\{\cdot, \cdot\}$ the anticommutator. The first term on the righthand side of Eq. (1) is responsible for the coherent evolution associated with the Hamiltonians H_{\pm} in Eq. (2). By contrast, the second term, involving the dissipators \mathcal{D}_{\pm} in Eqs. (3) and (4), gives rise to the incoherent transitions. Notice that \mathcal{L}_{\pm} have the form of a generator of a quantum dynamical semigroup [33].

In analogy to *composite stochastic processes* [34], the density operator of the system, $\rho(t)$, can be expressed in terms of two positive operators $\rho_{\pm}(t)$ as $\rho(t) = \rho_{+}(t) + \rho_{-}(t)$. The evolution of these operators is governed by the *Lindblad rate equations*

$$\frac{d}{dt} \rho_{\pm}(t) = \mathcal{L}_{\pm} \rho_{\pm}(t) - \gamma_{\pm} \rho_{\pm}(t) + \gamma_{\mp} \rho_{\mp}(t). \quad (5)$$

The concept of Lindblad rate equations was initially introduced in [31] as a means to include nonMarkovian effects in Lindblad-like master equations. Subsequently, it was further generalized in [22]. To some extent, the Lindblad rate equations can be regarded as a quantum version of the composite stochastic processes introduced in Ref. [34]. In Appendix A, we provide a derivation of Eq. (5) that retains the spirit presented in Refs. [31, 34].

The initial conditions for the Lindblad rate equations in (5) depend on the probability $p_{\pm}(t_0)$ that the lattice state is ± 1 at the initial time t_0 . Specifically, the initial conditions are $\rho_+(t_0) = p_+(t_0)\rho(t_0)$ and $\rho_-(t_0) = p_-(t_0)\rho(t_0)$ (see Appendix A).

III. SYMMETRY CONSIDERATIONS

In this section, we discuss several symmetry properties of the superoperators \mathcal{L}_{\pm} that arise as a consequence of the symmetries of the corresponding states of the lattice. In order to do this, for any $k \in \mathbb{Z}$, we introduce the *translation operator* by k units

$$T_k = \sum_{j \in \mathbb{Z}} |j+k\rangle\langle j|, \quad (6)$$

and the *inversion operator* about site kL

$$\Pi_k = \sum_{j \in \mathbb{Z}} |2k-j\rangle\langle j|. \quad (7)$$

From these definitions, it is clear that Π_k is Hermitian and unitary and that T_k is a unitary operator that satisfies $T_j T_k = T_{j+k}$ and $T_k^\dagger = T_{-k}$ for all $j, k \in \mathbb{Z}$.

Recall that both lattice states are spatially periodic with period $3L$ and also invariant under inversions about any of the absorbing sites (see Fig. 1). In addition, the lattice state -1 is obtained by translating the lattice state $+1$ by $(3j+1)L$ to the right or by inverting it with respect to any lattice sites of the form $(3j-1)L$ (see Fig. 1). The spatial periodicities of the lattice states ± 1 are expressed by the invariance of \mathcal{L}_{\pm} under the aforementioned translations

$$\mathcal{L}_{\pm} = \mathcal{T}_{3j} \mathcal{L}_{\pm} \mathcal{T}_{3j}^\dagger, \quad (8)$$

where we have introduced the *translation superoperator* $\mathcal{T}_k \cdot = T_k \cdot T_k^\dagger$ and its adjoint with respect to the Hilbert-Schmidt inner product $\mathcal{T}_k^\dagger \cdot = T_k^\dagger \cdot T_k$. Analogously, the inversion invariances are expressed by

$$\mathcal{L}_{\pm} = \mathcal{P}_{3j} \mathcal{L}_{\pm} \mathcal{P}_{3j}, \quad (9)$$

and

$$\mathcal{L}_{-} = \mathcal{P}_{3j+1} \mathcal{L}_{-} \mathcal{P}_{3j+1}, \quad (10)$$

with the *inversion superoperator* $\mathcal{P}_k \cdot = \Pi_k \cdot \Pi_k$. Finally, the aforementioned transformations from one lattice state to the other are represented by

$$\mathcal{L}_{-} = \mathcal{T}_{3j+1} \mathcal{L}_{+} \mathcal{T}_{3j+1}^\dagger, \quad (11)$$

and

$$\mathcal{L}_{\mp} = \mathcal{P}_{3j-1} \mathcal{L}_{\pm} \mathcal{P}_{3j-1}. \quad (12)$$

Notice that, from the definitions of \mathcal{T}_k and \mathcal{P}_k , it is clear that $\mathcal{T}_k^\dagger \mathcal{T}_k = \mathcal{T}_k \mathcal{T}_k^\dagger = \mathcal{I}$ and $\mathcal{P}_k^2 = \mathcal{I}$, with \mathcal{I} the identity superoperator.

A property that follows straightforwardly from Eqs. (5) and (12) is that the operator $\tilde{\rho}_{\pm}(t) = \mathcal{P}_{-1} \rho_{\mp}(t)$ satisfies

$$\frac{d}{dt} \tilde{\rho}_{\pm}(t) = \mathcal{L}_{\pm} \tilde{\rho}_{\pm}(t) - \gamma_{\mp} \tilde{\rho}_{\pm}(t) + \gamma_{\pm} \tilde{\rho}_{\mp}(t). \quad (13)$$

Hence, $\tilde{\rho}_{+}(t)$ and $\tilde{\rho}_{-}(t)$ satisfy exactly the same equations as $\rho_{+}(t)$ and $\rho_{-}(t)$ but with γ_{+} and γ_{-} interchanged. The above described symmetries of \mathcal{L}_{\pm} are used in the next sections to anticipate some properties of the system dynamics.

IV. DERIVATION OF THE PARTICLE VELOCITY

We are interested in characterizing the mean velocity of the particle. In order to do so, we first introduce the *position operator*

$$X = L \sum_{j \in \mathbb{Z}} j |j\rangle\langle j|, \quad (14)$$

whose mean value at time t is given by

$$\langle X \rangle(t) = \text{Tr}[X \rho(t)] = \sum_{\alpha=\pm} \text{Tr}[X \rho_{\alpha}(t)], \quad (15)$$

where $\text{Tr}(\cdot)$ denotes the trace. The *mean velocity* is then defined as

$$v(t) = \frac{d}{dt} \langle X \rangle(t). \quad (16)$$

Before establishing a method to calculate $v(t)$, let us discuss some consequences of the symmetries described in the previous section. As mentioned before, the operators $\tilde{\rho}_{\pm}(t)$ satisfy the same equations as $\rho_{\pm}(t)$ but with the rate parameters γ_{+} and γ_{-} interchanged [see Eqs. (5) and (13)]. If the initial conditions are invariant under inversions about site $-L$, i.e., $\mathcal{P}_{-1} \rho_{\pm}(0) = \rho_{\pm}(0)$, it then follows from the uniqueness of the solution that $\tilde{\rho}_{\pm}(t; \gamma_{-}, \gamma_{+}) = \rho_{\pm}(t; \gamma_{+}, \gamma_{-})$, where the dependence on the rate parameters γ_{\pm} has been written explicitly. Consequently, from the definition in Eq. (15) and the fact that $\mathcal{P}_{-1} X = -X - 2LI$, with I the identity operator, it follows that $\langle X \rangle(t; \gamma_{+}, \gamma_{-}) = -\langle X \rangle(t; \gamma_{-}, \gamma_{+}) - 2L$ and, therefore, $v(t; \gamma_{+}, \gamma_{-}) = -v(t; \gamma_{-}, \gamma_{+})$. Below it is shown that the long-time limit of the velocity $v_{\infty} = \lim_{t \rightarrow +\infty} v(t)$ is independent of the initial conditions. Thus, $v_{\infty}(\gamma_{+}, \gamma_{-}) = -v_{\infty}(\gamma_{-}, \gamma_{+})$ regardless of the initial conditions and, in particular, $v_{\infty} = 0$ if $\gamma_{+} = \gamma_{-}$. As a result, a necessary condition to have directed motion is that $\gamma_{+} \neq \gamma_{-}$.

In order to obtain an explicit expression for $v(t)$, it is convenient to introduce the operators

$$\Lambda_{\pm}(t) = \sum_{j \in \mathbb{Z}} \mathcal{T}_{3j} \rho_{\pm}(t), \quad (17)$$

which are clearly invariant under translations by $3m$ units, i.e., $\mathcal{T}_{3m} \Lambda_{\pm}(t) = \Lambda_{\pm}(t)$. In addition, taking into account Eq. (8), it readily follows that $\Lambda_{\pm}(t)$ satisfy the same equations as $\rho_{\pm}(t)$, i.e., Eq. (5). In terms of the matrix elements

$$\lambda_{j,k}^{(\pm)}(t) = \langle j | \Lambda_{\pm}(t) | k \rangle, \quad (18)$$

the invariance of $\Lambda_{\pm}(t)$ under translations by $3m$ units takes the form

$$\lambda_{j,k}^{(\pm)}(t) = \lambda_{j+3m,k+3m}^{(\pm)}(t). \quad (19)$$

It should also be noticed that $\sum_{\alpha=\pm} \sum_{j=1}^3 \lambda_{j,j}^{(\alpha)}(t) = \sum_{\alpha=\pm} \text{Tr}[\rho_{\alpha}(t)] = \text{Tr}[\rho(t)] = 1$.

Using the evolution equations for $\rho_{\pm}(t)$ in Eq. (5), in combination with the properties of $\Lambda_{\pm}(t)$ discussed above, it can be verified that

$$\begin{aligned} \frac{v(t)}{L} &= \Gamma \left[\lambda_{3,3}^{(-)}(t) - \lambda_{2,2}^{(-)}(t) + \lambda_{2,2}^{(+)}(t) - \lambda_{1,1}^{(+)}(t) \right] \\ &\quad - 2\omega \text{Im} \left[\lambda_{3,2}^{(-)}(t) + \lambda_{2,1}^{(+)}(t) \right], \end{aligned} \quad (20)$$

with $\text{Im}(z)$ the imaginary part of the complex number z . For a detailed derivation of Eq. (20), see Appendix B.

To determine the average velocity in Eq. (20), it is first necessary to solve the evolution equations for the matrix elements of $\Lambda_{\pm}(t)$. At first sight, this would involve a system of an infinite number of coupled differential equations. Nevertheless, using the periodicity property in Eq. (19), this infinite system can be reduced to a finite number of differential equations for the matrix elements $\lambda_{j,k}^{(\pm)}(t)$ with $j, k \in \{1, 2, 3\}$, i.e., 18 equations. The explicit form of twelve of these equations is

$$\begin{aligned} D_{-,0} \lambda_{1,1}^{(-)}(t) &= \Gamma \left[\lambda_{3,3}^{(-)}(t) + \lambda_{2,2}^{(-)}(t) \right] + \gamma_+ \lambda_{1,1}^{(+)}(t), \\ D_{-,2} \lambda_{2,2}^{(-)}(t) &= i\omega \left[\lambda_{2,3}^{(-)}(t) - \lambda_{3,2}^{(-)}(t) \right] + \gamma_+ \lambda_{2,2}^{(+)}(t), \\ D_{-,2} \lambda_{3,3}^{(-)}(t) &= -i\omega \left[\lambda_{2,3}^{(-)}(t) - \lambda_{3,2}^{(-)}(t) \right] + \gamma_+ \lambda_{3,3}^{(+)}(t), \\ D_{+,2} \lambda_{1,1}^{(+)}(t) &= -i\omega \left[\lambda_{2,1}^{(+)}(t) - \lambda_{1,2}^{(+)}(t) \right] + \gamma_- \lambda_{1,1}^{(-)}(t), \\ D_{+,2} \lambda_{2,2}^{(+)}(t) &= i\omega \left[\lambda_{2,1}^{(+)}(t) - \lambda_{1,2}^{(+)}(t) \right] + \gamma_- \lambda_{2,2}^{(-)}(t), \\ D_{+,0} \lambda_{3,3}^{(+)}(t) &= \Gamma \left[\lambda_{2,2}^{(+)}(t) + \lambda_{1,1}^{(+)}(t) \right] + \gamma_- \lambda_{3,3}^{(-)}(t), \\ D_{-,1} \lambda_{1,2}^{(-)}(t) &= i\omega \lambda_{1,3}^{(-)}(t) + \gamma_+ \lambda_{1,2}^{(+)}(t), \\ D_{-,1} \lambda_{1,3}^{(-)}(t) &= i\omega \lambda_{1,2}^{(-)}(t) + \gamma_+ \lambda_{1,3}^{(+)}(t), \\ D_{-,2} \lambda_{2,3}^{(-)}(t) &= -i\omega \left[\lambda_{3,3}^{(-)}(t) - \lambda_{2,2}^{(-)}(t) \right] + \gamma_+ \lambda_{2,3}^{(+)}(t), \\ D_{+,2} \lambda_{1,2}^{(+)}(t) &= -i\omega \left[\lambda_{2,2}^{(+)}(t) - \lambda_{1,1}^{(+)}(t) \right] + \gamma_- \lambda_{1,2}^{(-)}(t), \\ D_{+,1} \lambda_{1,3}^{(+)}(t) &= -i\omega \lambda_{2,3}^{(+)}(t) + \gamma_- \lambda_{1,3}^{(-)}(t), \end{aligned}$$

$$D_{+,1} \lambda_{2,3}^{(+)}(t) = -i\omega \lambda_{1,3}^{(+)}(t) + \gamma_- \lambda_{2,3}^{(-)}(t), \quad (21)$$

where we have introduced the differential operators

$$D_{\pm,j} = \frac{d}{dt} + \left(j \frac{\Gamma}{2} + \gamma_{\pm} \right),$$

for $j = 0, 1, 2$. The remaining six equations can be obtained by taking the complex conjugate of the last six equations appearing in Eq. (21) and using that $\Lambda_{\pm}(t)$ are Hermitian.

Taking into account the definition of $\Lambda_{\pm}(t)$, the initial conditions for the system of differential equations (21) can be obtained from the initial conditions $\rho_{\pm}(0)$ by $\lambda_{j,k}^{(\pm)}(0) = \sum_{m \in \mathbb{Z}} \langle j + 3m | \rho_{\pm}(0) | k + 3m \rangle$. In addition, by adding the first six equations of (21), it can be verified that the derivative with respect to time of $\sum_{\alpha=\pm} \sum_{j=1}^3 \lambda_{j,j}^{(\alpha)}(t)$ is zero, which is in accordance with the fact that $\sum_{\alpha=\pm} \sum_{j=1}^3 \lambda_{j,j}^{(\alpha)}(t) = 1$.

In order to explore the possibility of steady state solutions $\tilde{\lambda}_{j,k}^{(\pm)}$ of the system of differential equations in (21), one just has to take all of the derivatives on the lefthand side of (21) equal to zero and replace $\lambda_{j,k}^{(\pm)}(t)$ by $\tilde{\lambda}_{j,k}^{(\pm)}$. This leads to a homogeneous linear system of algebraic equations with a solution space of dimension one. The free parameter that appears can be computed by imposing the condition $\sum_{\alpha=\pm} \sum_{j=1}^3 \tilde{\lambda}_{j,j}^{(\alpha)} = 1$. The analytical expression obtained is quite lengthy and, thus, is not included here. In addition, it can be verified that the real parts of the nonzero eigenvalues of the coefficient matrix associated with the system of equations (21) are negative. Consequently, regardless of the initial conditions, in the long-time limit all the solutions $\lambda_{j,k}^{(\pm)}(t)$ tend to the steady state solution $\tilde{\lambda}_{j,k}^{(\pm)}$. According to Eq. (20), the long-time limit of the velocity, v_{∞} , is also well defined and unique.

Substituting the steady state solution $\tilde{\lambda}_{j,k}^{(\pm)}$ in Eq. (20), one obtains after a lengthy calculation that

$$\frac{v_{\infty}}{\omega L} = \frac{3\Delta(1 - \Delta^2)\tilde{\gamma}^2\tilde{\Gamma}F}{G}, \quad (22)$$

where we have introduced the dimensionless parameters $\Delta = (\gamma_+ - \gamma_-)/(\gamma_+ + \gamma_-)$, $\tilde{\gamma} = (\gamma_+ + \gamma_-)/\omega$, $\tilde{\Gamma} = \Gamma/\omega$, and the dimensionless quantities

$$\begin{aligned} F &= -\tilde{\Gamma}^3(2\tilde{\gamma} + \tilde{\Gamma}) \left[(5 - \Delta^2)\tilde{\gamma}^2 + 10\tilde{\gamma}\tilde{\Gamma} + 4\tilde{\Gamma}^2 \right] \\ &\quad - 4\tilde{\Gamma} \left[8\Delta^2\tilde{\gamma}^3 + 10(1 + \Delta^2)\tilde{\gamma}^2\tilde{\Gamma} + 16\tilde{\gamma}\tilde{\Gamma}^2 + 7\tilde{\Gamma}^3 \right] \\ &\quad + 32 \left[(1 + \Delta^2)\tilde{\gamma}^2 + \tilde{\gamma}\tilde{\Gamma} - \tilde{\Gamma}^2 \right] + 64 \end{aligned} \quad (23)$$

and

$$\begin{aligned} G &= \tilde{\Gamma}^5(\tilde{\gamma} + \tilde{\Gamma})^2(2\tilde{\gamma} + \tilde{\Gamma}) \left[4\tilde{\Gamma}^2 + 12\tilde{\gamma}\tilde{\Gamma} + (9 - \Delta^2)\tilde{\gamma}^2 \right] \\ &\quad + 8\tilde{\Gamma}^3(\tilde{\gamma} + \tilde{\Gamma}) \left[(9 + 7\Delta^2)\tilde{\gamma}^4 + 3(13 + 3\Delta^2)\tilde{\gamma}^3\tilde{\Gamma} \right. \\ &\quad \left. + 2(29 + 2\Delta^2)\tilde{\gamma}^2\tilde{\Gamma}^2 + 36\tilde{\gamma}\tilde{\Gamma}^3 + 8\tilde{\Gamma}^4 \right] \end{aligned}$$

$$\begin{aligned}
& +4\tilde{\Gamma}\left[2(5+22\Delta^2+5\Delta^4)\tilde{\gamma}^5\right. \\
& + (127+122\Delta^2+7\Delta^4)\tilde{\gamma}^4\tilde{\Gamma} + 4(103+37\Delta^2)\tilde{\gamma}^3\tilde{\Gamma}^2 \\
& \left. + (583+73\Delta^2)\tilde{\gamma}^2\tilde{\Gamma}^3 + 384\tilde{\gamma}\tilde{\Gamma}^4 + 96\tilde{\Gamma}^5\right] \\
& +32\left[3(1-\Delta^4)\tilde{\gamma}^4 + 2(13+7\Delta^2)\tilde{\gamma}^3\tilde{\Gamma}\right. \\
& \left. + (71+17\Delta^2)\tilde{\gamma}^2\tilde{\Gamma}^2 + 80\tilde{\gamma}\tilde{\Gamma}^3 + 32\tilde{\Gamma}^4\right] \\
& +64\left[3(1-\Delta^2)\tilde{\gamma}^2 + 16\tilde{\gamma}\tilde{\Gamma} + 16\tilde{\Gamma}^2\right]. \tag{24}
\end{aligned}$$

Notice that the denominator G is always a positive quantity because $|\Delta| \leq 1$.

V. ANALYSIS OF THE LONG-TIME LIMIT VELOCITY

According to Eq. (22), v_∞ is an odd function of Δ and, consequently, vanishes when $\Delta = 0$. This corroborates the symmetry arguments presented in Sec. IV, where it was shown that $v_\infty(\gamma_+, \gamma_-) = -v_\infty(\gamma_-, \gamma_+)$ and, therefore, different transition rates are necessary to obtain directed motion. In addition, v_∞ also vanishes when $\Delta = \pm 1$, which implies that both transition rates γ_\pm must be nonzero to have directed motion. This is so because, in the absence of repetitive fluctuations between the two lattice states, the absorbing sites eventually trap the particle avoiding its motion.

In addition to the previously mentioned values of Δ , directed motion can also be canceled for those values of Δ , if any, for which $F = 0$. The function F depends on $\tilde{\gamma}$, $\tilde{\Gamma}$, and Δ^2 , i.e., $F = F(\tilde{\gamma}, \tilde{\Gamma}, \Delta^2)$.

Since F is a first degree polynomial in Δ^2 , there is always a value Δ_c^2 that vanishes F . According to the definition of Δ , only the values Δ_c^2 between 0 and 1 are acceptable. In Fig. 2, the cyan-shaded area depicts the region of points $(\tilde{\gamma}, \tilde{\Gamma})$ for which $\Delta_c^2 \in (0, 1)$. For each point in this region there exist three values of Δ where inversion of directed motion occurs, namely, $\Delta = 0$ and $\Delta = \pm\Delta_c$. Outside of this region inversion of directed motion occurs only for $\Delta = 0$. The boundaries of this region are implicitly defined by the conditions $F(\tilde{\gamma}, \tilde{\Gamma}, 1) = 0$ and $F(\tilde{\gamma}, \tilde{\Gamma}, 0) = 0$, which correspond respectively to $\Delta_c^2 = 1$ and $\Delta_c^2 = 0$. These conditions are polynomial equations of degree three in $\tilde{\gamma}$ and can be solved analytically to obtain the dependence of $\tilde{\gamma}$ on $\tilde{\Gamma}$ for the curves that parameterize these boundaries. In particular, condition $F(\tilde{\gamma}, \tilde{\Gamma}, 1) = 0$ yields $\tilde{\gamma}_1(\tilde{\Gamma}) = 2(1 - \tilde{\Gamma}^2)/\tilde{\Gamma}$, which is the curve that bounds the shaded area from below in Fig. 2. The curve $\tilde{\gamma}_0(\tilde{\Gamma})$ obtained from solving condition $F(\tilde{\gamma}, \tilde{\Gamma}, 0) = 0$ bounds the shaded area from above. The analytical expression for $\tilde{\gamma}_0(\tilde{\Gamma})$ is very lengthy and, for that reason, is not included here. Since $\tilde{\gamma} \geq 0$, one conclusion that readily follows from the above expression for $\tilde{\gamma}_1(\tilde{\Gamma})$ is that inversion of directed motion for $\Delta \neq 0$ occurs only when $\tilde{\Gamma} < 1$.

In order to illustrate the inversion of directed motion, Fig. 3 shows the dependence of the dimensionless long-

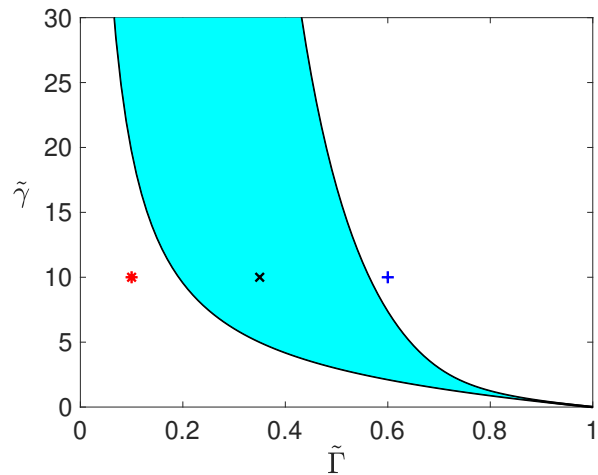


FIG. 2. Classification of points $(\tilde{\Gamma}, \tilde{\gamma})$ according to the number of directed motion inversions exhibited by v_∞ as a function of Δ . The cyan-shaded area specifies the region where inversions of directed motion occur for three values of Δ . Outside this region the only inversion occurs for $\Delta = 0$. The curves bounding the cyan-shaded area from above and from below arise from the conditions $F(\tilde{\gamma}, \tilde{\Gamma}, 0) = 0$ and $F(\tilde{\gamma}, \tilde{\Gamma}, 1) = 0$, respectively, with F defined in Eq. (23). The red asterisk, the black cross, and the blue plus sign indicate the values of $(\tilde{\Gamma}, \tilde{\gamma})$ considered in Fig. 3.

time velocity, $v_\infty/(\omega L)$, on the parameter Δ . The values of $\tilde{\gamma}$ and $\tilde{\Gamma}$ have been chosen to lie in the three different regions shown in Fig. 2. These values are depicted in Fig. 2 as a red asterisk, a black cross, and a blue plus sign. Notice that the black-dotted curve exhibits inversion of directed motion at three values of Δ , while the red-solid and blue-dotted curves present inversion only at $\Delta = 0$. Moreover, observe that v_∞ has opposite signs on the red-solid and blue-dotted curves. Specifically, $\Delta v_\infty \geq 0$ if $(\tilde{\gamma}, \tilde{\Gamma})$ lies to the left of the cyan-shaded area in Fig. 2, whereas $\Delta v_\infty \leq 0$ if $(\tilde{\gamma}, \tilde{\Gamma})$ lies to the right of the aforementioned area.

VI. CONCLUSIONS

In summary, this paper presented a simple quantum random-walk model on a one-dimensional periodic lattice that fluctuates between two distinct states. The mathematical framework for this model is rooted in Lindblad rate equations, which encompass the transition rates between the lattice states. Despite the system's infinite-dimensional state space, the inherent periodic symmetry of the problem enables us to describe the time evolution of the particle velocity through a finite set of differential equations. These equations yield concise, analytical expressions for the long-time velocity behavior.

The simplicity of the derived analytical expression for the velocity in the long-time limit has enabled us to con-

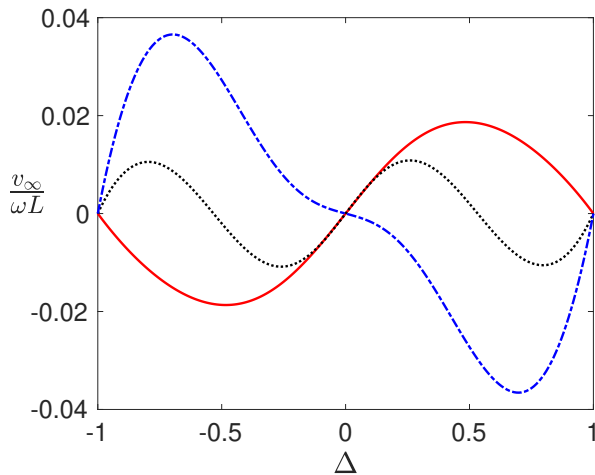


FIG. 3. Dimensionless steady state velocity $v_\infty/(\omega L)$ in Eq. (22) as a function of Δ for $\tilde{\gamma} = 10$ and $\tilde{\Gamma} = 0.1$ (red-solid line), 0.35 (black-dotted line), 0.6 (blue-dotdashed line). The corresponding points $(\tilde{\gamma}, \tilde{\Gamma})$ are shown in Fig. 2 as a red asterisk, a black cross, and a blue plus sign.

duct a comprehensive investigation of the characteristics of directed motion. In particular, some of these properties emerge as direct consequences of the system's symmetries. It is worth mentioning that, in our model, directed motion can exhibit multiple inversions, a feature not observed in analogous classical models [10].

Finally, it is important to mention that, although the model presented in this work is quite simple, we are confident that some of the techniques presented here can be extended to more complex quantum models. Specifically, the use of the Lindblad rate equations proposed in this work opens up new perspectives for the study of other fluctuating quantum systems.

ACKNOWLEDGMENTS

The authors acknowledge grant PID2022-136228NB-C22 funded by MCIN/AEI/ 10.13039/501100011033 and by “ERDF A way of making Europe”.

Appendix A: Derivation of the Lindblad rate equations (5)

Let us consider a quantum system evolving according to the GKLS equation

$$\frac{d}{dt}\rho(t) = \mathcal{L}_{\eta(t)}\rho(t), \quad (\text{A1})$$

where the generator $\mathcal{L}_{\eta(t)}$ depends on a dichotomic Markov process $\eta(t)$ that can take the values ± 1 . For simplicity, we write \pm instead of ± 1 when ± 1 appears

as a subscript or superscript, so that $\mathcal{L}_\pm \equiv \mathcal{L}_{\pm 1}$. The process $\eta(t)$ is described by the master equation

$$\frac{\partial}{\partial t}p(\alpha, t|\alpha_0, t_0) = \gamma_{-\alpha}p(-\alpha, t|\alpha_0, t_0) - \gamma_\alpha p(\alpha, t|\alpha_0, t_0), \quad (\text{A2})$$

where $p(\alpha, t|\alpha_0, t_0)$ is the conditional probability that $\eta(t) = \alpha$ given that $\eta(t_0) = \alpha_0$, and γ_α is the transition rate from the value α to $-\alpha$. In the above expression, the parameters α and α_0 can take the values ± 1 .

A realization of the process $\eta(t)$ in the time interval $[t_0, t]$ can be characterized by giving its final value, more specifically, $\alpha = \lim_{t' \rightarrow t^-} \eta(t')$ and the time instants, if any, at which changes in value occur. These time instants are assumed to be listed in increasing order, i.e., $t_0 < t_1 < t_2 < \dots < t_n < t$, and arranged in a vector $\boldsymbol{\tau}_n = (t_1, t_2, \dots, t_n)$. For notational convenience, we define $\boldsymbol{\tau}_0$ as a vector with no components.

The probability of a realization with no changes in value is given by

$$P_0^{[t_0, t]}(\alpha, \boldsymbol{\tau}_0) = e^{-(t-t_0)\gamma_\alpha} p(\alpha, t_0), \quad (\text{A3})$$

where $p(\alpha, t_0)$ is the probability that the process $\eta(t)$ takes the value α at time t_0 . In this case, the density operator at time t is

$$\rho_0(t; \alpha, \boldsymbol{\tau}_0) = e^{(t-t_0)\mathcal{L}_\alpha} \rho(t_0), \quad (\text{A4})$$

where $\rho(t_0)$ is the density operator at the initial time t_0 . The probability density of a realization ending in α with $n \geq 1$ changes in value is

$$P_n^{[t_0, t]}(\alpha, \boldsymbol{\tau}_n) = e^{-(t-t_n)\gamma_\alpha} \prod_{j=1}^n \gamma_{\alpha_j} e^{-(t_j-t_{j-1})\gamma_{\alpha_j}} p(\alpha_1, t_0), \quad (\text{A5})$$

where $\alpha_j = (-1)^{n+1-j} \alpha$ is the value of $\eta(t)$ just before the j th change. In this case, the density operator at time t is given by

$$\rho_n(t; \alpha, \boldsymbol{\tau}_n) = e^{(t-t_n)\mathcal{L}_\alpha} \prod_{j=1}^n e^{(t_j-t_{j-1})\mathcal{L}_{\alpha_j}} \rho(t_0), \quad (\text{A6})$$

where the product of the superoperators must be taken in the order $\prod_{j=1}^n \mathcal{F}_j = \mathcal{F}_n \cdots \mathcal{F}_1$. Notice that the following recurrence relations hold for $n \geq 1$

$$P_n^{[t_0, t]}(\alpha, \boldsymbol{\tau}_n) = \gamma_{-\alpha} e^{-(t-t_n)\gamma_\alpha} P_{n-1}^{[t_0, t_n]}(-\alpha, \boldsymbol{\tau}_{n-1}) \quad (\text{A7})$$

and

$$\rho_n(t; \alpha, \boldsymbol{\tau}_n) = e^{(t-t_n)\mathcal{L}_\alpha} \rho_{n-1}(t_n; -\alpha, \boldsymbol{\tau}_{n-1}). \quad (\text{A8})$$

The density operator at time t , $\rho(t)$, is obtained after an average over all realizations, i.e.,

$$\rho(t) = \sum_{\alpha=\pm 1} \rho_\alpha(t), \quad (\text{A9})$$

where

$$\begin{aligned} \rho_\alpha(t) &= \rho_0(t; \alpha, \boldsymbol{\tau}_0) P_0^{[t_0, t]}(\alpha, \boldsymbol{\tau}_0) \\ &+ \sum_{n=1}^{\infty} \int_{t_0}^t d\boldsymbol{\tau}_n \rho_n(t; \alpha, \boldsymbol{\tau}_n) P_n^{[t_0, t]}(\alpha, \boldsymbol{\tau}_n), \end{aligned} \quad (\text{A10})$$

and we have introduced the notation $\int_{t_0}^t d\boldsymbol{\tau}_n = \int_{t_0}^t dt_n \int_{t_0}^{t_n} dt_{n-1} \cdots \int_{t_0}^{t_2} dt_1$.

Taking into account the recurrence relations in Eqs. (A7) and (A8), it can be verified that Eq. (A10) can be expressed as

$$\begin{aligned} \rho_\alpha(t) &= e^{-(t-t_0)\gamma_\alpha} p(\alpha, t_0) e^{(t-t_0)\mathcal{L}_\alpha} \rho(t_0) \\ &+ \int_{t_0}^t dt' \gamma_{-\alpha} e^{-(t-t')\gamma_\alpha} e^{(t-t')\mathcal{L}_\alpha} \rho_{-\alpha}(t'). \end{aligned} \quad (\text{A11})$$

Taking the derivative of Eq. (A11) with respect to t , the evolution equations (5) are finally obtained. In addition, from the integral equation (A11), it readily follows that the initial conditions for these equations are $\rho_\alpha(t_0) = p(\alpha, t_0)\rho(t_0)$.

Appendix B: Derivation of Eq. (20)

Every integer n can be expressed in the form $n = j + 3k$ with $j \in \{1, 2, 3\}$ and $k \in \mathbb{Z}$. Therefore, using the translation superoperator \mathcal{T}_{3k} , one can write

$$\begin{aligned} \text{Tr}[X\rho_\pm(t)] &= L \sum_{n \in \mathbb{Z}} n \langle n | \rho_\pm(t) | n \rangle \\ &= L \sum_{j=1}^3 \sum_{k \in \mathbb{Z}} (j+3k) \langle j+3k | \rho_\pm(t) | j+3k \rangle \\ &= L \sum_{j=1}^3 \sum_{k \in \mathbb{Z}} (j-3k) \langle j | \mathcal{T}_{3k} \rho_\pm(t) | j \rangle. \end{aligned} \quad (\text{B1})$$

Taking the derivative of the above expression with respect to time and using the evolution equations for $\rho_\pm(t)$ in Eq. (5), as well as the definitions of the expected value of the position and the velocity in Eqs. (15) and (16), one

obtains that

$$v(t) = L \sum_{\alpha=\pm} \sum_{j=1}^3 \sum_{k \in \mathbb{Z}} (j-3k) \langle j | \mathcal{T}_{3k} \mathcal{L}_\alpha \rho_\alpha(t) | j \rangle. \quad (\text{B2})$$

From the invariance of \mathcal{L}_\pm with respect to translations by $3k$ units in Eq. (8) and the definition of the operators $\Lambda_\pm(t)$ in Eq. (17), it then follows that

$$\frac{v(t)}{L} = \sum_{\alpha=\pm} \sum_{j=1}^3 \sum_{k \in \mathbb{Z}} (j-3k) \langle j | \mathcal{L}_\alpha \mathcal{T}_{3k} \rho_\alpha(t) | j \rangle = A + B, \quad (\text{B3})$$

where

$$A = \sum_{\alpha=\pm} \sum_{j=1}^3 j \langle j | \mathcal{L}_\alpha \Lambda_\alpha(t) | j \rangle \quad (\text{B4})$$

and

$$B = -3 \sum_{\alpha=\pm} \sum_{k \in \mathbb{Z}} k \sum_{j=1}^3 \langle j | \mathcal{L}_\alpha \mathcal{T}_{3k} \rho_\alpha(t) | j \rangle. \quad (\text{B5})$$

To evaluate A and B one has to apply the definitions of the superoperators \mathcal{L}_\pm in Eqs. (1)-(4) and the periodicity of the matrix elements of $\Lambda_\pm(t)$ in Eq. (19). It can then be verified from straightforward calculations that

$$\begin{aligned} A &= \Gamma \left[2\lambda_{1,1}^{(+)}(t) + \lambda_{2,2}^{(+)}(t) - 2\lambda_{3,3}^{(-)}(t) - \lambda_{2,2}^{(-)}(t) \right] \\ &- 2\omega \text{Im} \left[\lambda_{2,1}^{(+)}(t) + \lambda_{3,2}^{(-)}(t) \right] \end{aligned} \quad (\text{B6})$$

and

$$\begin{aligned} B &= -3\Gamma \sum_{k \in \mathbb{Z}} k \left[\langle 4 | \mathcal{T}_{3k} \rho_+(t) | 4 \rangle - \langle 1 | \mathcal{T}_{3k} \rho_+(t) | 1 \rangle \right. \\ &\left. + \langle 0 | \mathcal{T}_{3k} \rho_-(t) | 0 \rangle - \langle 3 | \mathcal{T}_{3k} \rho_-(t) | 3 \rangle \right]. \end{aligned} \quad (\text{B7})$$

Taking into account the definition of the translation superoperators, it is clear that $\langle 4 | \mathcal{T}_{3k} \rho_+(t) | 4 \rangle = \langle 1 | \mathcal{T}_{3(k-1)} \rho_+(t) | 1 \rangle$ and $\langle 0 | \mathcal{T}_{3k} \rho_-(t) | 0 \rangle = \langle 3 | \mathcal{T}_{3(k+1)} \rho_-(t) | 3 \rangle$. A change of summation index in Eq. (B7) leads to the result $B = -3\Gamma[\lambda_{1,1}^{(+)}(t) - \lambda_{3,3}^{(-)}(t)]$. By adding the above results for A and B , the expression for the velocity in Eq. (20) is finally obtained.

[1] P. Reimann, Brownian motors: noisy transport far from equilibrium, *Phys. Rep.* **361**, 57 (2002).
[2] F. J. A. Ajdari and J. Prost, Modeling molecular motors, *Rev. Mod. Phys.* **69**, 4 (1997).
[3] P. Hänggi and F. Marchesoni, Artificial brownian motors: Controlling transport on the nanoscale, *Rev. Mod. Phys.* **81**, 387 (2009).
[4] P. K. Ghosh and D. S. Ray, Quantum ratchet motion, *J. Indian Inst. Sci.* **87**, 3 (2007).

[5] A. Vaquero-Stainer, M. Yoshida, N. P. Hylton, A. Pusch, O. Curtin, M. Frogley, T. Wilson, E. Clarke, K. Kennedy, N. J. Ekins-Daukes, O. Hess, and C. C. Phillips, Semiconductor nanostructure quantum ratchet for high efficiency solar cells, *Comm. Phys.* **1** (2018).
[6] F. Marchesoni, Thermal ratchets in 1 + 1 dimensions, *Phys. Rev. Lett.* **77**, 2364 (1996); M. Salerno and N. R. Quintero, Soliton ratchets, *Phys. Rev. E* **65**, 025602(R) (2002); M. Salerno and Y. Zolotaryuk, Soliton ratchet-like dynamics by ac forces with harmonic mixing, *ibid.*

- 65**, 056603 (2002); L. Morales-Molina, F. G. Mertens, and A. Sánchez, Soliton ratchets out of point-like inhomogeneities, *Eur. Phys. J. B* **37**, 79 (2003); L. Morales-Molina, F. G. Mertens, and A. Sánchez, Ratchet behavior in nonlinear Klein-Gordon systems with pointlike inhomogeneities, *ibid.* **72**, 016612 (2005); B. Sánchez-Rey, J. Casado-Pascual, and N. R. Quintero, Kink ratchet induced by a time-dependent symmetric field potential, *ibid.* **94**, 012221 (2016); J. Casado-Pascual, B. Sánchez-Rey, and N. R. Quintero, Soliton ratchet induced by random transitions among symmetric sine-Gordon potentials, *Chaos* **29**, 053119 (2019).
- [7] P. Reimann, Supersymmetric ratchets, *Phys. Rev. Lett.* **86**, 4992 (2001).
- [8] C. R. Doering, W. Horsthemke, and J. Riordan, Nonequilibrium fluctuation-induced transport, *Phys. Rev. Lett.* **72**, 2984 (1994).
- [9] T. C. Elston and C. R. Doering, Numerical and analytical studies of nonequilibrium fluctuation-induced transport processes, *J. Stat. Phys.* **83**, 359 (1996).
- [10] J. Casado-Pascual, Flux reversal in a simple random-walk model on a fluctuating symmetric lattice, *Phys. Rev. E* **74**, 021112 (2006).
- [11] J. Casado-Pascual, Directed motion of spheres induced by unbiased driving forces in viscous fluids beyond the Stokes' law regime, *Phys. Rev. E* **97**, 032219 (2018).
- [12] P. Reimann, M. Grifoni, and P. Hänggi, Quantum ratchets, *Phys. Rev. Lett.* **79**, 10 (1997).
- [13] S. Yukawa, M. Kikuchi, G. Tatara, and H. Matsukawa, Quantum ratchets, *J. Phys. Soc. Jpn.* **66**, 2953 (1997).
- [14] Y. S. Ang, Z. Ma, and C. Zhang, Quantum ratchet in two-dimensional semiconductors with Rashba spin-orbit interaction, *Sci. Rep.* **5**, 7872 (2015).
- [15] F. Zhan, S. Denisov, A. V. Ponomarev, and P. Hänggi, Quantum ratchet transport with minimal dispersion rate, *Phys. Rev. A* **84**, 043617 (2011).
- [16] T. Park, H. Ishizuka, and N. Nagaosa, Nonreciprocal transport of a super-Ohmic quantum ratchet, *Phys. Rev. B* **100**, 224301 (2019).
- [17] F. Ungar, M. Cygorek, and V. M. Axt, Phonon-induced quantum ratchet in the exciton spin dynamics in diluted magnetic semiconductors in a magnetic field, *Phys. Rev. B* **99**, 075301 (2019).
- [18] K. Hamamoto, T. Park, H. Ishizuka, and N. Nagaosa, Scaling theory of a quantum ratchet, *Phys. Rev. B* **99**, 064307 (2019).
- [19] S. Denisov, L. Morales-Molina, S. Flach, and P. Hänggi, Periodically driven quantum ratchets: Symmetries and resonances, *Phys. Rev. A* **75**, 063424 (2007).
- [20] T. Salger and et al., Directed transport of atoms in a Hamiltonian quantum ratchet, *Science* **326**, 1241 (2009).
- [21] L. Chen and et al., Quantum ratchet effect in a time non-uniform double-kicked model, *Int. J. Mod. Phys. B* **31**, 1744063 (2017).
- [22] C. Pellegrini, Continuous time open quantum random walks and non-Markovian Lindblad master equations, *J. Stat. Phys.* **154**, 838 (2014).
- [23] S.-H. Lee and D. G. Grier, Flux reversal in a two-state symmetric optical thermal ratchet, *Phys. Rev. E* **71**, 060102(R) (2005).
- [24] N. Dupont, L. Gabardos, F. Arrouas, N. Ombredane, J. Billy, B. Peaudecerf, and D. Guéry-Odelin, Hamiltonian ratchet for matter-wave transport, *Phys. Rev. Lett.* **131**, 133401 (2023).
- [25] M. A. Valdez, G. Shchedrin, M. Heimsoth, C. E. Creffield, F. Sols, and L. D. Carr, Many-body quantum chaos and entanglement in a quantum ratchet, *Phys. Rev. Lett.* **120**, 234101 (2018).
- [26] I. Zapata, R. Bartussek, F. Sols, and P. Hänggi, Voltage rectification by a SQUID ratchet, *Phys. Rev. Lett.* **77**, 2292 (1996).
- [27] P. Faltermeier and et al., Circular and linear magnetic quantum ratchet effects in dual-grating-gate CdTe-based nanostructures, *Phys. E: Low-Dimens. Syst. Nanostructures* **101**, 178 (2018).
- [28] C. Drexler and et al., Magnetic quantum ratchet effect in graphene, *Nat. Nanotechnol.* **8**, 104 (2013).
- [29] C. Zhang, C.-F. Li, and G.-C. Guo, Experimental demonstration of photonic quantum ratchet, *Sci. Bull.* **60**, 2 (2015).
- [30] D. Cubero, J. Casado-Pascual, A. A. M. Morillo, and P. Hänggi, Overdamped deterministic ratchets driven by multifrequency forces, *Acta Phys. Pol. B* **37**, 1467 (2006).
- [31] A. A. Budini, Lindblad rate equations, *Phys. Rev. A* **74**, 053815 (2006).
- [32] D. R. Cox, *Renewal Theory* (Springer Netherlands, 1967).
- [33] H. P. Breuer and F. Petruccione, *The theory of open quantum systems* (Oxford University Press, 2007).
- [34] N. G. van Kampen, Composite stochastic processes, *Physica* **96A**, 435 (1979).