

# Simulating Open Quantum Systems Using Hamiltonian Simulations

Zhiyan Ding,<sup>1,\*</sup> Xiantao Li,<sup>2,†</sup> and Lin Lin<sup>1,3,4,‡</sup>

<sup>1</sup>*Department of Mathematics, University of California, Berkeley, CA 94720, USA*

<sup>2</sup>*Department of Mathematics, Pennsylvania State University, State College, PA 16802, USA*

<sup>3</sup>*Applied Mathematics and Computational Research Division,*

*Lawrence Berkeley National Laboratory, Berkeley, CA 94720, USA*

<sup>4</sup>*Challenge Institute of Quantum Computation, University of California, Berkeley, CA 94720, USA*

We present a novel method to simulate the Lindblad equation, drawing on the relationship between Lindblad dynamics, stochastic differential equations, and Hamiltonian simulations. By introducing extra ancilla qubits, we derive a sequence of unitary dynamics in an enlarged Hilbert space that can approximate the Lindblad dynamics up to an arbitrarily high order. This unitary representation can then be simulated using a quantum circuit that involves only Hamiltonian simulation and tracing out the ancilla qubits. When a unitary dynamics is constructed for the Hamiltonian simulation, there is no need for additional post-selection in measurement outcomes, ensuring a success probability of one at each stage. Our method can be directly generalized to the time-dependent setting. We provide numerical examples that simulate both time-independent and time-dependent Lindbladian dynamics with accuracy up to the third order.

## I. INTRODUCTION

The Lindblad quantum master equation is a fundamental tool in studying open quantum systems [1, 2]. Unlike the time-dependent Schrödinger equation, the Lindblad equation accounts for the effects of an environment on a quantum system by incorporating non-Hermitian operators that depict dissipative processes and jump operators that characterize environment noise. Beyond its seminal applications in quantum electron dynamics [3–6], the Lindblad equation, due to its universal representation property, has found extensive utility in various disciplines, ranging from material science [7, 8] to cosmology [9]. Lindblad dynamics can also be used to describe circuit noise in quantum computing [10], and underpins many quantum error mitigation (QEM) strategies [11–14]. Recent advances have also leveraged Lindblad dynamics as an algorithmic tool for thermalizing quantum systems [15, 16], and for preparing ground states [17].

As the range of applications for the Lindblad dynamics continues to expand, it becomes increasingly important to develop efficient and robust simulation methodologies. Classical simulation algorithms [6, 18–20] are often hindered by a complexity that scales polynomially with Hilbert space dimension, resulting in exponential cost relative to the system size (such as the number of spins or qubits). In this context, quantum algorithms have emerged as promising alternatives that may reduce the cost exponentially. However, many of the current algorithms [16, 21–25], particularly when high-order accuracy is required, can require many ancilla qubits, complicated quantum control logic for clock registers, and involved amplitude amplification procedure. These algorithms are thus much more intricate to implement compared to those designed for Hamiltonian simulation [26–29].

This paper presents a novel approach to simulating the Lindblad equation. Our method leverages the intimate relationship between Lindblad dynamics, stochastic differential equations (SDEs), and

---

\* zding.m@math.berkeley.edu

† xxl12@psu.edu

‡ linlin@math.berkeley.edu

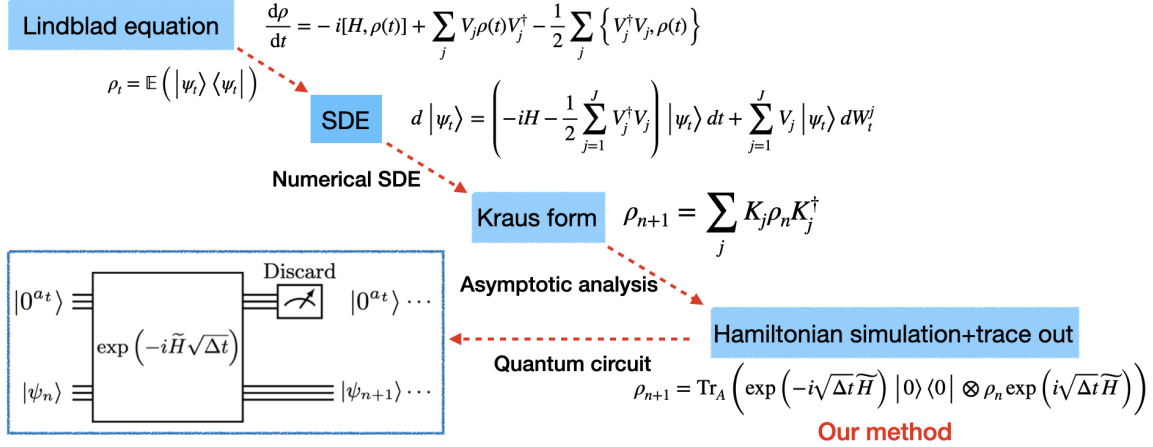


Figure 1. A flowchart illustrating the derivation of our numerical scheme and the quantum circuit (one step) for simulating the time-independent Lindbladian dynamics. Step 1: Unravelling the Lindblad equation into stochastic differential equations (SDEs). Step 2: Express classical numerical SDE schemes as the Kraus representation form for the density operator. Step 3: Mapping the Kraus form to the dilated Hamiltonian in the Stinespring form. The simulation on the circuit advances a Hamiltonian simulation for a time duration of  $\sqrt{\Delta t}$ , after which the ancilla qubits are measured. The outcomes of these measurements on the ancilla qubit are disregarded, and the ancilla qubits are subsequently reset to the state  $|0^{a_k}\rangle$  in preparation for the next iteration. The inherent unitary and trace-out design ensures that the algorithm achieves a success probability of 1, eliminating the need for any supplementary amplitude amplification steps.

Hamiltonian simulations. We show that, by adding extra ancilla qubits, the Lindblad dynamics can be incorporated into a unitary dynamics in a larger Hilbert space. Moreover, the unitary dynamics can be simulated using a quantum circuit that only involves Hamiltonian simulation and tracing out the ancilla qubits (see Fig. 1). In this work, we present a systematic approach for constructing this unitary map and the corresponding Hamiltonian. Compared to other Lindblad simulation methods [22, 23, 30], our proposed method has several distinct features:

1. Our numerical scheme reduces the Lindblad simulation problem to Hamiltonian simulations, for which many algorithms are available.
2. When a unitary dynamics is constructed for the Hamiltonian simulation (e.g., via Trotterization), there is no need for additional post-selection in measurement outcomes. The unitary evolution and the trace-out procedure guarantee that the success probability at each step is one, eliminating the need for amplitude amplification procedures.
3. The algorithm can be systematically improved to achieve high-order accuracy.
4. The algorithm can be easily generalized to time-dependent Lindbladians in applications such as driven open quantum systems. Such direct generalization is highly non-trivial for many existing algorithms.

Our procedure involves the following three steps, summarized in Fig. 1. For simplicity, the Lindbladian dynamics is assumed to be time-independent. The detailed explanation of the flowchart can be found in Section IV.

1. We unravel the Lindblad dynamics and reformulate it as a stochastic differential equation (SDE).
2. We use classical numerical SDE schemes and approximate the unraveled equation with an Itô-Taylor expansion of arbitrary order of accuracy. This induces a Kraus representation of the dynamics of the density operator, which is completely positive.
3. Finally, instead of using the quantum algorithm by [24] to implement the Kraus form, we propose a new procedure that converts the Kraus form to the Stinespring form, detailing the construction of the Hamiltonian operator from the Kraus operators. This gives rise to a numerical scheme represented as a unitary dynamics that can be simulated through Hamiltonian simulation and trace-out. The resulting map is completely positive and trace-preserving (CPTP).

### I.1. Related works

Wang et al. [30] demonstrated how a single-qubit completely positive trace-preserving quantum channel can be approximated by simple quantum channels that can be simulated using only one ancillary qubit. Kliesch et al. [21] introduced the first quantum algorithm for simulating general Markovian open quantum systems. This algorithm has a complexity scaling of  $\mathcal{O}(t^2/\epsilon)$ , where  $t$  denotes the evolution time and  $\epsilon$  represents the desired precision. The computational cost has been improved considerably in more recent works [22–24, 31]. In particular, the complexity of the algorithms in [24, 31] is  $\mathcal{O}(t \text{polylog}(t/\epsilon))$ , with a linear dependence on  $t$  and polylogarithmic dependence on  $\epsilon$ . To our knowledge, all works focus on time-independent Lindbladian dynamics. In [24], the authors suggested an extension of their method to time-dependent Lindblad dynamics, which emerges from rotating-wave approximations [32]. However, such an extension has not been fully explored, e.g., how to block-encode the time-dependent Hamiltonians and jump operators. Schlimgen et al. [33] proposed to decompose Kraus operators into unitary operators that can be approximated by matrix exponentials. This approach was later applied to the vectorized form of the Lindblad equation [25]. The overall complexity, however, was not presented. Andersson et al [34] explored how to construct the Kraus form for the quantum channel induced by the Lindblad dynamics, but without a full characterization of the numerical or model error. More importantly, this approach requires the input of the density matrix as a  $d^2$  dimensional vector, with  $d$  being the Hilbert space dimension. Maintaining quantum speedup with such classical input is highly non-trivial. More recently, Patel and Wilde [35, 36] proposed to encode the jump operators into a pure state  $|\psi\rangle$ , called a program state. Their algorithm is implemented through a quantum channel that involves both  $\rho$  and  $\psi$ , followed by a trace-out step. For multiple jump operators, their approach follows a Trotter type splitting [22], which is at most second order. The work of Nakazato [37] also studied the Kraus form, but with a focus on specific open quantum system models.

### I.2. Organization

The organization of the following section is as follows: Section II introduces essential notations, the relation between the Lindblad equation and stochastic differential equations (SDEs), along with classical numerical methods for solving SDEs. The main idea with the development of a first-order scheme is illustrated in Section III. Our main results and quantum algorithms for simulating the Lindblad equation (2) are detailed in Section IV. The performance of our algorithm is validated

through various numerical experiments in Section V, for both time-independent and time-dependent Lindbladians.

Moreover, Appendix A provides a detailed derivation of the time-independent second-order scheme, serving as a constructive example for our main results. For practical implementation, we provide formulations of the first, second, and third-order schemes (in both time-independent and time-dependent frameworks) in Appendix B. The technical proofs supporting our main results are found in Appendices C and D.

## II. PRELIMINARIES

This paper uses capital letters for matrices and a curly font for superoperators. In particular, the identity map (superoperator) is denoted by  $\mathcal{I}$  and the density operator (matrix) is represented by  $\rho$ , which is a positive semidefinite (PSD) matrix with  $\text{Tr}(\rho) = 1$ . The vector or matrix 2-norm is denoted by  $\|\cdot\|$ : When  $\mathbf{v}$  is a vector, its 2-norm is denoted by  $\|\mathbf{v}\|$ , and when  $A$  is a matrix, its 2-norm (or operator norm) is denoted by  $\|A\|$ .

The trace norm (or Schatten 1-norm) of a matrix  $A$  is  $\|A\|_1 = \text{Tr}[\sqrt{A^\dagger A}]$ . Given a superoperator  $\mathcal{M}$  that acts on operators (matrices in this paper), the induced 1-norm is

$$\|\mathcal{M}\|_1 =: \sup_{\|\rho\|_1 \leq 1} \|\mathcal{M}(\rho)\|_1. \quad (1)$$

The main emphasis of the paper is on the approximation of Lindblad master equation [1, 2],

$$\frac{d}{dt}\rho = \underbrace{-i[H, \rho]}_{\mathcal{L}_H(\rho)} + \underbrace{\sum_{j=1}^J \left( V_j \rho V_j^\dagger - \frac{1}{2} \{V_j^\dagger V_j, \rho\} \right)}_{\mathcal{L}_V(\rho)} =: \mathcal{L}(\rho). \quad (2)$$

Here  $H \in \mathbb{C}^{d \times d}$  is the system Hamiltonian, and  $V_j \in \mathbb{C}^{d \times d}$  are known as the jump operators that come from the interactions with the environment. The GKLS theorem [38, 39] states that if  $\mathcal{L}$  is a Lindbladian with the form given in (2), then  $\exp(\mathcal{L}t)$  is a quantum channel, which means it is a completely positive trace-preserving (CPTP) map that transforms one density operator into another. It is also contractive under the trace distance [40]: For any two density operators  $\rho_1, \rho_2$ , and any  $t > 0$ , it holds that

$$\|\exp(\mathcal{L}t)\rho_1 - \exp(\mathcal{L}t)\rho_2\|_1 \leq \|\rho_1 - \rho_2\|_1. \quad (3)$$

To approximate the dynamics up to a given time  $T$ , one can divide the time interval into  $N$  steps,  $N \in \mathbb{N}$ , with step size  $\Delta t = T/N$ . Thus it suffices to construct an approximation, here denoted by  $\mathcal{M}_{\Delta t}\rho$ , for a small step, e.g.,

$$\|\exp(\mathcal{L}\Delta t)\rho - \mathcal{M}_{\Delta t}[\rho]\|_1 \leq C_k \Delta t^{k+1}, \quad (4)$$

for any density operator  $\rho$  and some  $k \geq 1$  with a constant  $C_k$ . The global error can be easily deduced thanks to the contractive property, (3). Specifically, if  $\mathcal{M}_{\Delta t}[\cdot]$  is a quantum channel, we

have that,

$$\begin{aligned}
& \|\exp(\mathcal{L}T)\rho - (\mathcal{M}_{\Delta t})^N \rho\|_1 \\
& \leq \|\exp(\mathcal{L}\Delta t)(\exp(\mathcal{L}(T - \Delta t))\rho - (\mathcal{M}_{\Delta t})^{N-1}\rho)\|_1 \\
& \quad + \|(\exp(\mathcal{L}\Delta t) - \mathcal{M}_{\Delta t})(\mathcal{M}_{\Delta t})^{N-1}\rho\|_1 \\
& \leq \|\exp(\mathcal{L}(T - \Delta t))\rho - (\mathcal{M}_{\Delta t})^{N-1}\rho\|_1 + C_k \Delta t^{k+1} \\
& \dots\dots \\
& \leq C_k T \Delta t^k,
\end{aligned} \tag{5}$$

where we have repeated the method  $N$  times to arrive at the last inequality. This gives us a  $k$ -th order convergence, and we note that the final constant  $C_k$  is independent of  $T$ .

### II.1. Unravelling the Lindblad equation using stochastic differential equations (SDEs)

The solution to the Lindblad equation can be expressed through an SDE, which in turn also offers an intuitive description of a quantum dynamics subject to environmental noise. Such a procedure is known as unravelling [6], and for this purpose, we consider the stochastic Schrödinger equation,

$$d|\psi_t\rangle = \left( -iH - \frac{1}{2} \sum_{j=1}^J V_j^\dagger V_j \right) |\psi_t\rangle dt + \sum_{j=1}^J V_j |\psi_t\rangle dW_t^j, \tag{6}$$

where  $\{W_t^j\}_{j=1}^J$  are independent Wiener processes, and the solutions are interpreted in Itô's sense [41].

The connection to the Lindblad equation (2) can be made by using Itô's formula for  $|\psi_t\rangle\langle\psi_t|$  and taking the expectation, which yields

$$\frac{d\mathbb{E}(|\psi_t\rangle\langle\psi_t|)}{dt} = -i[H, \mathbb{E}(|\psi_t\rangle\langle\psi_t|)] + \sum_{j=1}^J V_j \mathbb{E}(|\psi_t\rangle\langle\psi_t|) V_j^\dagger - \frac{1}{2} \left\{ V_j^\dagger V_j, \mathbb{E}(|\psi_t\rangle\langle\psi_t|) \right\}. \tag{7}$$

If the initial condition is  $\mathbb{E}(|\psi_0\rangle\langle\psi_0|) = \rho_0$ , then equation (7) is equivalent to the Lindblad equation (2) with  $\rho_t = \mathbb{E}(|\psi_t\rangle\langle\psi_t|)$ .

In the classical regime, the aforementioned relationship serves as the basis for a stochastic algorithm designed to simulate the Lindblad solution [19, 42]. More specifically, the approach involves the following steps: First, several initial states  $|\psi_{0,i}\rangle_{i=1}^N$  are randomly sampled from the density operator  $\rho_0$ . Next, numerical simulations of (6) are performed for each initial state, evolving them up to time  $T$ . Finally, by averaging the resulting set of density matrices  $|\psi_{T,i}\rangle\langle\psi_{T,i}|$ , one obtains an approximation to the solution  $\rho_T$ .

### II.2. Numerical schemes for SDE

Having reformulated the Lindblad dynamics using SDEs as in Eq. (6), we can leverage a wide variety of numerical techniques available in the literature for solving SDEs. In this paper, we

mainly rely on the techniques described in [41, Chapter 14]. The simplest among these methods is the Euler-Maruyama scheme, which for any time step  $\Delta t > 0$ , is given by,

$$|\psi_{n+1}\rangle = |\psi_n\rangle + \left( -iH - \frac{1}{2} \sum_{j=1}^J V_j^\dagger V_j \right) |\psi_n\rangle \Delta t + \sum_{j=1}^J V_j |\psi_n\rangle \sqrt{\Delta t} W^j =: L_{1,\Delta t}(|\psi_n\rangle), \quad (8)$$

where  $\{W^j\}_{j=1}^J$  are independent Gaussian random variables with zero expectation and unit variance.  $\Delta t$  is a discretization of  $dt$  in (6) and  $\sqrt{\Delta t}W^j$  is a discretization of  $dW_t^j$ . This scheme provides a first-order approximation to the solution in the weak sense. Specifically, for  $N \in \mathbb{N}$  and  $T = N\Delta t$ , we have

$$\|\mathbb{E}(|\psi_N\rangle\langle\psi_N|) - \mathbb{E}(|\psi_T\rangle\langle\psi_T|)\|_1 = \mathcal{O}(T\Delta t). \quad (9)$$

where  $|\psi_T\rangle$  is the solution of (6) and the constant is independent of  $\Delta t$ .

Like ordinary differential equations (ODEs), higher-order numerical schemes can be obtained through a high-order expansion of stochastic differential equations (SDEs). Due to the presence of the Brownian motion terms, the Itô-Taylor expansion needs to be employed. This leads to many more terms when compared to such expansions from ODEs (see higher-order schemes in Appendix B).

### III. ILLUSTRATIVE DEMONSTRATION USING A FIRST-ORDER ALGORITHM

While numerical simulations of SDEs have been extensively explored in the literature, adapting these schemes directly for execution on a quantum computer presents challenges. For instance, the transformation from  $|\psi_n\rangle$  to  $|\psi_{n+1}\rangle$  in (8) is generally nonunitary, and there is no guarantee that  $|\psi_{n+1}\rangle$  will remain a unit vector. On the other hand, since our objective is to simulate the Lindblad equation, it is not necessary to simulate every individual SDE trajectory (6). Instead, thanks to (6), it suffices to simulate the ‘‘expectation form’’ of SDE (6).

We illustrate our main concept by deriving a first-order Lindblad simulation scheme from the Euler-Maruyama scheme (8). For simplicity, we assume  $J = 1$ , i.e., there is only one jump operator. Using (8) and the property that  $\mathbb{E}(W) = 0$  and  $\mathbb{E}(W^2) = 1$ , we obtain

$$\begin{aligned} \mathbb{E}(|\psi_{n+1}\rangle\langle\psi_{n+1}|) &= \mathbb{E}\left( L_{1,\Delta t}[|\psi_n\rangle] (L_{1,\Delta t}[|\psi_n\rangle])^\dagger \right) \\ &= \left( I + \left( -iH - \frac{1}{2} V^\dagger V \right) \Delta t \right) \mathbb{E}(|\psi_n\rangle\langle\psi_n|) \left( I + \left( iH - \frac{1}{2} V^\dagger V \right) \Delta t \right) \\ &\quad + V \mathbb{E}(|\psi_n\rangle\langle\psi_n|) V^\dagger \Delta t. \end{aligned} \quad (10)$$

Let  $F_0 = I + (-iH - \frac{1}{2} V^\dagger V) \Delta t$ ,  $F_1 = V \sqrt{\Delta t}$ , and  $\rho_n = \mathbb{E}(|\psi_n\rangle\langle\psi_n|)$ . The evolution from  $\rho_n$  to  $\rho_{n+1}$  is then expressed in the Kraus form:

$$\rho_{n+1} =: \mathbb{E}(|\psi_{n+1}\rangle\langle\psi_{n+1}|) = \mathcal{K}[\rho_n] = F_0 \rho_n F_0^\dagger + F_1 \rho_n F_1^\dagger. \quad (11)$$

Furthermore, one also observes that

$$\rho_{n+1} = \rho_n + \mathcal{L}(\rho_n) \Delta t + \mathcal{O}(\Delta t^2) = \exp(\mathcal{L}t) \rho_n + \mathcal{O}(\Delta t^2), \quad (12)$$

where  $\mathcal{L}$  is the Lindbladian that is defined in (2). This equality implies that (11) is a first-order scheme for the Lindblad equation.

The above calculation shows that an SDE solver implies an approximation for the density matrix in the Kraus form. Next, to derive a first-order quantum simulation scheme, we further expand the Kraus form  $\mathcal{K}$  in Eq. (11) into a Stinespring representation

$$\mathcal{K}[\rho] = \text{Tr}_A \left( U |0\rangle\langle 0| \otimes \rho U^\dagger \right) =: \text{Tr}_A \left( \begin{bmatrix} F_0 & \cdot \\ F_1 & \cdot \end{bmatrix} |0\rangle\langle 0| \otimes \rho \begin{bmatrix} F_0 & \cdot \\ F_1 & \cdot \end{bmatrix}^\dagger \right). \quad (13)$$

where  $U$  is a unitary matrix that can be derived from Stinespring's factorization theorem. A key focus of this paper is on the construction of a Hamiltonian-generated unitary to approximate  $U$ , so that the algorithm can be implemented via a Hamiltonian simulation. In particular, we want to find a  $2d \times 2d$  Hermitian matrix  $\tilde{H}$  such that

$$\mathcal{K}[\rho] = \text{Tr}_A \left( \exp\left(-i\sqrt{\Delta t}\tilde{H}\right) |0\rangle\langle 0| \otimes \rho \exp\left(i\sqrt{\Delta t}\tilde{H}\right) \right) + \mathcal{O}(\Delta t^2), \quad (14)$$

where the operator  $\text{Tr}_A$  traces out the ancilla qubit. We construct  $\tilde{H}$  that takes the following form:

$$\tilde{H} = \begin{bmatrix} H_0 & H_1^\dagger \\ H_1 & 0 \end{bmatrix}, \quad (15)$$

where  $H_0$  is a Hermitian matrix. After applying Taylor expansion to  $\exp\left(-i\sqrt{\Delta t}\tilde{H}\right)$  and matching  $\mathcal{O}(1)$  and  $\mathcal{O}(\Delta t)$  terms on both sides of (14), we find that

$$H_0 = \sqrt{\Delta t}H, \quad H_1 = V. \quad (16)$$

The derivation above suggests that the following scheme

$$\rho_{n+1} = \text{Tr}_A \left( \exp\left(-i\sqrt{\Delta t} \begin{bmatrix} \sqrt{\Delta t}H & V^\dagger \\ V & 0 \end{bmatrix}\right) |0\rangle\langle 0| \otimes \rho_n \exp\left(i\sqrt{\Delta t} \begin{bmatrix} \sqrt{\Delta t}H & V^\dagger \\ V & 0 \end{bmatrix}\right) \right) \quad (17)$$

serves as a first-order approximation to the Lindblad equation (2). This formula can be directly extended to the general case with multiple jump operators, simply by appending the additional jump operators along the first row and the first column. Furthermore, the update process described in (17) only comprises a Hamiltonian simulation and a trace-out procedure, making it straightforward to implement and succeed with probability one.

The algorithm above is similar to the first-order scheme in Ref. [23], which uses first-order Trotter splitting to separate  $\exp(\mathcal{L}_V \Delta t)$  and  $\exp(\mathcal{L}_H \Delta t)$ . Subsequently, it uses formulas analogous to those in (17) to simulate  $\exp(\mathcal{L}_V \Delta t)$ . However, it is difficult to extend the first-order scheme in [23] to high-order schemes. We note that the limitation of the first-order accuracy comes from two components: 1. The first-order approximation of the map  $\exp(\mathcal{L}_V \Delta t)(\rho)$ ; 2. The first-order Trotter splitting is used to separate  $\exp(\mathcal{L}_V \Delta t)$  and  $\exp(\mathcal{L}_H \Delta t)$ . While the approximation of  $\exp(\mathcal{L}_V \Delta t)(\rho)$  might be improved to a higher order approximation, which is already not trivial, it is very difficult to avoid the first-order error caused by the first-order Trotter splitting. Unlike Hamiltonian simulation, the simulation of the dissipative part  $e^{t\mathcal{L}_V}$  must have a non-negative  $t$ , meaning the simulation can not go backward in time, since it does not constitute a CPTP map. However, for Trotter splitting beyond second-order with a real time variable  $t$ , a backward-in-time simulation is required [43]. The method described in [23] employs (17) merely as an illustrative example. Their primary algorithm

is built upon the first-order method expressed in the Kraus form (11), and the accuracy is boosted using a compression scheme. A key goal of this paper is to demonstrate that the Stinespring form, such as the one in (17), paired with an appropriate dilated Hamiltonian, can be constructed to achieve arbitrary orders of accuracy.

#### IV. MAIN RESULTS

In the previous section, the passage from Eq. (8) to Eq. (11) and Eq. (13), then to Eq. (17), unveils a procedure to construct a Stinespring representation of the solution map with a Hamiltonian-generated unitary operator. Since numerical solutions for the SDE (6) can be systematically constructed with arbitrary order of accuracy, by taking expectations, we arrive at the Kraus form approximation for simulating the Lindblad equation (2) to arbitrary order. Our main contribution is to extend the first-order scheme (17) to arbitrarily high order. We present a family of methods, as detailed in (19) and Algorithm 1, to derive the unitary dynamics that approximates the Lindblad dynamics (2) to an arbitrarily high order. Moreover, the simulation of the unitary dynamics requires only Hamiltonian simulations and tracing out ancilla qubits, similar to (17).

Our main theoretical result is stated as follows:

**Theorem 1.** *Let  $\|\mathcal{L}\|_{\text{be}} = \left(1 + \|H\| + \sum_j \|V_j\|^2\right)$ . Given  $k > 0$ ,  $\Delta t = \mathcal{O}(\|\mathcal{L}\|_{\text{be}}^{-1})$ ,  $N \in \mathbb{N}$ , and  $T = N\Delta t$ . There exists a Hermitian matrix*

$$\tilde{H} = |0\rangle\langle 0| \otimes H_0 + \sum_{j=1}^{S_k} \left( |j\rangle\langle 0| H_j + |0\rangle\langle j| H_j^\dagger \right), \quad (18)$$

where the matrices  $H_j \in \mathbb{C}^{d \times d}$ ,  $H_0$  is Hermitian, the number of terms  $S_k$  is upper bounded by  $(J+1)^{k+1}$ , and  $\|H_j\| = \mathcal{O}(\|\mathcal{L}\|_{\text{be}})$ . Furthermore, using  $a_k \leq \lceil (k+1) \log_2(J+1) \rceil$  ancilla qubits,

$$\rho_{n+1} = \text{Tr}_A \left( \exp\left(-i\sqrt{\Delta t} \tilde{H}\right) |0^{a_k}\rangle\langle 0^{a_k}| \otimes \rho_n \exp\left(i\sqrt{\Delta t} \tilde{H}\right) \right), \quad (19)$$

is a  $k$ -th order scheme for simulating the Lindblad equation (2), i.e.,

$$\|\rho_T - \rho_N\| = \mathcal{O}\left(T \|\mathcal{L}\|_{\text{be}}^{k+1} \Delta t^k\right), \quad (20)$$

and the constant only depends on  $k$  and  $J$ .

The proof of Theorem 1 is constructive. The Hermitian operator  $\tilde{H}$  in our construction will be called the *dilated Hamiltonian*. For any order  $k > 0$ , we can always construct the corresponding Kraus representation and Stinespring form of Lindblad dynamics (2). Specifically, we will propose a method to construct each block of  $\tilde{H}$  (denoted as  $H_0, H_1, \dots, H_{S_k}$ ) using a polynomial of  $H$ ,  $V_j$ ,  $V_j^\dagger$  and  $\Delta t^{1/2}$  with the maximum degree of  $\text{poly}(k)$ . According to the above theorem, our algorithm requires  $\mathcal{O}(k \log(J+1))$  ancilla qubits to generate a  $k$ -th order scheme, which is slightly fewer than the  $\Omega(k \log((J+1)k))$  ancilla qubits needed in [24].

##### IV.1. Overview of the main algorithm

In this section, we describe the construction of our main simulation algorithm, focusing on deriving the  $k$ -th order scheme for the time-independent Lindblad equation. We outline the general



procedure for constructing the Hamiltonian  $\tilde{H}$  for any  $k$ , and in Appendix A, we provide a specific example of a second-order scheme for time-independent Lindbladian dynamics. In Appendix B, we extend our approach to time-dependent Lindblad equations and present the explicit forms of  $\tilde{H}$  for the first to third order schemes, covering both time-dependent and time-independent scenarios.

We first notice that the simulation algorithm for (2) is straightforward after obtaining  $\tilde{H}$  (see Fig. 1). Given a required order  $k > 0$ , after finding the Hamiltonian  $\tilde{H}$  such that

$$\exp(\mathcal{L}\Delta t)\rho = \text{Tr}_A \left( \exp\left(-i\sqrt{\Delta t}\tilde{H}\right) |0^{a_k}\rangle\langle 0^{a_k}| \otimes \rho \exp\left(i\sqrt{\Delta t}\tilde{H}\right) \right) + \mathcal{O}(\Delta t^{k+1}), \quad (21)$$

our numerical scheme is

$$\rho_{n+1} = \text{Tr}_A \left( \exp\left(-i\sqrt{\Delta t}\tilde{H}\right) |0^{a_k}\rangle\langle 0^{a_k}| \otimes \rho_n \exp\left(i\sqrt{\Delta t}\tilde{H}\right) \right) + \mathcal{O}(\Delta t^{k+1}). \quad (22)$$

The trace-out process can be accomplished by measuring and resetting the ancilla qubit.

Now, we turn to our approach to construct the dilated Hamiltonian  $\tilde{H}$  in Eq. (18). Similar to the derivation of the first order scheme in the previous section, we follow three steps to generate a  $k$ -th order scheme,

**Step 1.** Formulate the weak scheme of order  $k$  for SDEs in (6): Find a random linear operator  $L_{k,\Delta t} : \mathbb{C}^d \rightarrow \mathbb{C}^d$  that generalizes (8), such that for any unit vector  $|\psi\rangle$ ,

$$\left\| \mathbb{E} \left( L_{k,\Delta t}[|\psi\rangle] (L_{k,\Delta t}[|\psi\rangle])^\dagger \right) - \mathbb{E} (|\psi(\Delta t)\rangle\langle\psi(\Delta t)|) \right\|_1 = \mathcal{O}((\Delta t)^{k+1}), \quad (23)$$

where  $|\psi(\Delta t)\rangle$  is a realization of the solution of (6) with  $|\psi(0)\rangle = |\psi\rangle$ . We recall that  $\rho(\Delta t) = \mathbb{E} (|\psi(\Delta t)\rangle\langle\psi(\Delta t)|)$  is the solution of the Lindblad equation with  $\rho(0) = \mathbb{E} (|\psi(0)\rangle\langle\psi(0)|)$ .

We note that there are many approaches to design a  $k$ -th order weak formulation for SDE (6). In the following section, we will present the Itô-Taylor expansion approach from [41, Chapter 14].

**Step 2.** Formulate the  $k$ -th order Kraus form: From the operator  $L_{k,\Delta t}$ , find a sequence of Kraus operators  $\{F_j\}_{j=0}^{S_k}$ , where  $S_k \leq (J+1)^k$ , such that

$$\mathbb{E} \left( L_{k,\Delta t}[|\psi\rangle] (L_{k,\Delta t}[|\psi\rangle])^\dagger \right) = \sum_{j=0}^{S_k} F_j |\psi\rangle\langle\psi| F_j^\dagger + \mathcal{O}((\Delta t)^{k+1}). \quad (24)$$

The above equation directly implies that the trace-preserving property holds approximately,

$$\sum_{j=0}^{S_k} F_j^\dagger F_j = I + \mathcal{O}(\Delta t^{k+1}). \quad (25)$$

We can explore various methods to construct the Kraus form mentioned above. In the next section, we will discuss one approach to obtain the Kraus form associated with a  $k$ -th order weak scheme for the SDEs. With the Kraus form ready, the algorithms in [23, 24] can be directly used to simulate the Lindblad dynamics by implementing the Kraus form. Therefore, the unraveling approach provides an alternative to obtain a higher-order approximation expressed in Kraus form, without using Dyson series and numerical quadrature. More importantly, here we take a different path forward, by converting the Kraus form to a Stinespring form, thereby enabling simulations of the Lindblad dynamics through Hamiltonian simulations.

**Step 3.** Construct the dilated Hamiltonian  $\tilde{H}$ : Find a sequence of matrices  $\{H_j\}_{j=0}^{S_k}$  such that

$$\sum_{j=0}^{S_k} F_j |\psi\rangle\langle\psi| F_j^\dagger = \text{Tr}_A \left( \exp\left(-i\sqrt{\Delta t}\tilde{H}\right) |0^{a_k}\rangle\langle 0^{a_k}| \otimes |\psi\rangle\langle\psi| \exp\left(i\sqrt{\Delta t}\tilde{H}\right) \right) + \mathcal{O}((\Delta t)^{k+1}), \quad (26)$$

where the Hermitian matrix  $\tilde{H} = |0\rangle\langle 0| H_0 + \sum_{j=1}^{S_k} |j\rangle\langle 0| H_j + |0\rangle\langle j| H_j^\dagger$ . This is achieved through asymptotic analysis. This versatile approach is applicable not only when the Kraus form is derived from an SDE integrator but also in situations where the Kraus form emerges from alternative derivations.

## IV.2. Proof of the main theorem: construction of the dilated Hamiltonian $\tilde{H}$

In this section, we detail the strategies to accomplish the preceding three steps, which provides a constructive proof of Theorem 1. The algorithm to construct  $\tilde{H}$  is summarized in Algorithm 1.

---

**Algorithm 1** Construction of the dilated Hamiltonian  $\tilde{H}$

---

**Input:** Desired order:  $k$ ; Time step:  $\Delta t$ ; Hamiltonian:  $H$ ; Jump operators:  $\{V_j\}$ ;

**Output:**  $\tilde{H}$ .

- 1: Formulate a  $k$ -th order SDE scheme following Eq. (30).
  - 2: Produce the corresponding  $k$ -th Kraus using Eq. (39).
  - 3: Construct the dilated Hamiltonian  $\tilde{H}$  based on the pathway detailed in Eq. (D21) and Fig. 5 in the appendix.
- 

In the following part of the derivation, we simplify our notation by omitting the subindex of  $L_{k,\Delta t}$  and denoting it as  $L$ . We also define

$$V_0 = -iH - \frac{1}{2} \sum_{j=1}^J V_j^\dagger V_j, \quad (27)$$

which is responsible for the non-Hermitian part of the Lindblad dynamics. We will not include the subscript of  $|\psi_n\rangle$  in the following proof for the sake of simplicity.

**Step 1: Formulate the weak scheme of order  $k$  for the SDE (6).**

The  $k$ -th order weak scheme has been thoroughly investigated in the classical numerical SDE literature. Here, we employ the scheme derived from the Itô-Taylor expansion as presented in [41, Chapter 14]. Toward this end, we define two sets of multi-indices

$$\Gamma_k = \{\alpha = (j_1, j_2, \dots, j_{|\alpha|}) \in \{0, 1, 2, \dots, J\}^{\otimes|\alpha|} : |\alpha| \leq k\}, \quad (28)$$

and

$$\Gamma_{k/0} = \Gamma_k \setminus \{\alpha = \{0\}^{\otimes|\alpha|} : |\alpha| \leq k\}, \quad (29)$$

where  $|\alpha|$  is the number of components of the multi-index  $\alpha$ . These indices are necessary to keep track of the different components of the Brownian motion  $W_j(t)$ . A scheme of weak order  $k$  can be

expressed using multiple integrals over  $0 \leq s_1 \leq s_2 \leq \dots \leq s_k \leq \Delta t$ ,

$$\begin{aligned} L[|\psi\rangle] &= |\psi\rangle + \sum_{\alpha \in \Gamma_k} (V_{j_1} V_{j_2} \dots V_{j_{|\alpha|}} |\psi\rangle) \int_0^{\Delta t} \int_0^{s_{|\alpha|}} \int_0^{s_{|\alpha|-1}} \dots \int_0^{s_2} dW_{s_1}^{j_1} dW_{s_2}^{j_2} \dots dW_{s_{|\alpha|}}^{j_{|\alpha|}} \\ &= \sum_{j=0}^k \frac{(\Delta t)^j}{j!} V_0^j |\psi\rangle + \sum_{\alpha \in \Gamma_{k/0}} R_\alpha \mathbf{V}_\alpha |\psi\rangle \end{aligned} \quad (30)$$

where we set  $dW_s^0 = ds$ ,  $\mathbf{V}_\alpha = V_{j_1} V_{j_2} \dots V_{j_{|\alpha|}}$  denotes a product of the jump operators, and the sequence of random variables  $\{R_\alpha\}_{\alpha \in \Gamma_{k/0}}$  correspond to multiple Itô stochastic integrals, as follows,

$$R_\alpha = \int_0^{\Delta t} \int_0^{s_{|\alpha|}} \int_0^{s_{|\alpha|-1}} \dots \int_0^{s_2} dW_{s_1}^{j_1} dW_{s_2}^{j_2} \dots dW_{s_{|\alpha|}}^{j_{|\alpha|}}. \quad (31)$$

According to [41, Theorems 14.5.1, 14.5.2]<sup>1</sup>, the direct expansion (30) induces a  $k$ -th order weak scheme that satisfies the desired order condition (23). In addition, when  $\Delta t = \mathcal{O}(\|\mathcal{L}\|_{\text{be}})$ , we have

$$\left\| \mathbb{E} \left( L[|\psi\rangle] (L[|\psi\rangle])^\dagger \right) - \mathbb{E} (|\psi(\Delta t)\rangle \langle \psi(\Delta t)|) \right\|_1 = \mathcal{O}(\|\mathcal{L}\|_{\text{be}}^k (\Delta t)^{k+1}). \quad (32)$$

### Step 2: Formulate the $k$ -th order Kraus form.

In the second step, we construct the Kraus form of  $k$ -th order from the Itô-Taylor expansion method in (30). As a preparation, we introduce some notation and definitions for the terms with multi-indices. Notice that the zero components in  $\alpha$  indicate a standard integration over  $t$ , while nonzero components correspond to stochastic integrals. Given  $\alpha \in \Gamma_k$ , let  $\alpha^+$  be the multi-index obtained by removing all components of  $\alpha$  that are equal to 0. For example, if  $\alpha = (1, 0, 2, 1)$ , then we have

$$\alpha^+ = (1, 0, 2, 1)^+ = (1, 2, 1).$$

We define  $l_{=0}(\alpha)$  as the number of zero elements, which means  $l_{=0}(\alpha) = |\alpha| - |\alpha^+|$ . According to [41, Chapter 5, Lemma 5.7.2], given  $\alpha, \alpha' \in \Gamma_k$ , we have

$$\mathbb{E} [R_\alpha R_{\alpha'}] = C_{\alpha, \alpha'} \Delta t^{|\alpha| + |\alpha'| - |\alpha^+|} \mathbf{1}_{\alpha^+ = (\alpha')^+}, \quad C_{\alpha, \alpha'} = \mathcal{O}(1). \quad (33)$$

Here,  $\mathbf{1}_{\alpha^+ = (\alpha')^+}$  stands for the indicator function, and  $C_{\alpha, \alpha'}$  is a factor that depends on the indices  $\alpha$  and  $\alpha'$ , but not on  $\Delta t$ . In addition,  $|C_{\alpha, \alpha'}| \leq 1$  for all  $\alpha, \alpha'$ . Based on (33), we define the normalization of  $R_\alpha$  by the step size  $\Delta t$ :

$$R_{n, \alpha} = R_\alpha \Delta t^{-\frac{|\alpha| + l_{=0}(\alpha)}{2}}. \quad (34)$$

As a result of this rescaling, we can work with a set of Gaussian random variances  $R_{n, \alpha}$  with mean zero and covariance independent of  $\Delta t$ . In particular, we can rewrite  $L[|\psi\rangle]$  in (30) as

$$L[|\psi\rangle] = \sum_{j=0}^k \frac{(\Delta t)^j}{j!} V_0^j |\psi\rangle + \sum_{\alpha \in \Gamma_{k/0}} R_{n, \alpha} \left( \Delta t^{\frac{|\alpha| + l_{=0}(\alpha)}{2}} \mathbf{V}_\alpha |\psi\rangle \right).$$

---

<sup>1</sup> Strictly speaking, (23) is not a direct result of these two theorems but can be shown by the proof of Theorem 14.5.2.

Here  $\mathbb{E}(R_{n,\alpha}^2) = C_{\alpha,\alpha'}$ .

Note that even though the expected value of  $R_{n,\alpha}$  is zero, the expected value of  $R_{n,\alpha}R_{n,\alpha'}$  may not be equal to zero, that is, these random variables are correlated, in general. Specifically,

$$\mathbb{E}(R_{n,\alpha}R_{n,\alpha'}) \neq 0. \quad (35)$$

Thus, if we naively define  $K_\alpha = \sqrt{\mathbb{E}(R_{n,\alpha}^2)\Delta t^{\frac{|\alpha|+l=0(\alpha)}{2}}}\mathbf{V}_\alpha$ , we will encounter some cross terms in the expansion of the Kraus form, leading to a nondiagonal Kraus form. To overcome this difficulty, we introduce the following lemma to orthogonalize the noise term.

**Lemma 2.** *Let  $R_{n,\alpha}$  be defined in (34). There exists a sequence of random variables  $\{\tilde{R}_\alpha\}_{\alpha \in \Gamma_{k/0}}$  that satisfy the following conditions:*

- Each  $R_{n,\alpha}$  is a linear combination of  $\tilde{R}_{\alpha'}$  such that

$$R_{n,\alpha} = \sum_{\alpha' \in \Gamma_{k/0}} c_{\alpha,\alpha'} \tilde{R}_{\alpha'}, \quad (36)$$

where  $c_{\alpha,\alpha'}$  is a constant independent of  $\Delta t$ . In addition,  $\sum_{\alpha'} |c_{\alpha,\alpha'}|^2 = \mathbb{E}(R_{n,\alpha}^2)$  and  $c_{\alpha,\alpha'} = 0$  if  $\alpha^+ \neq (\alpha')^+$ .

- For any  $\alpha$ ,  $\mathbb{E}(\tilde{R}_\alpha) = 0$ . In addition,  $\tilde{R}_\alpha$  is either zero or  $\mathbb{E}(\tilde{R}_\alpha^2) = 1$ .
- For any  $\alpha \neq \alpha' \in \Gamma_k$ , we have  $\mathbb{E}(\tilde{R}_\alpha \tilde{R}_{\alpha'}) = 0$ , i.e., they are uncorrelated.

The proof of Lemma 2 is in Appendix C. With this new expression for the noise terms, we can plug Eq. (36) from Lemma 2 into (30) and obtain,

$$L_{k,\Delta t}[|\psi\rangle] = \sum_{j=0}^k \frac{(\Delta t)^j}{j!} V_0^j |\psi\rangle + \sum_{\alpha \in \Gamma_{k/0}} \tilde{R}_\alpha \left( \sum_{\alpha' \in \Gamma_k} c_{\alpha',\alpha} \Delta t^{\frac{|\alpha'|+l=0(\alpha')}{2}} \mathbf{V}_{\alpha'} \right) |\psi\rangle \quad (37)$$

We are now in a position to derive a Kraus form. Define

$$F_0 = \sum_{j=0}^k \frac{(\Delta t)^j}{j!} V_0^j, \quad F_\alpha = \left( -i \sum_{\alpha' \in \Gamma_k} c_{\alpha',\alpha} \Delta t^{\frac{|\alpha'|+l=0(\alpha')}{2}} \mathbf{V}_{\alpha'} \right) \mathbf{1}_{\tilde{R}_\alpha \neq 0}, \quad \forall \alpha \in \Gamma_{k/0}. \quad (38)$$

In light of (37), we obtain an approximation of the density-operator in a Kraus form,

$$\mathbb{E} \left( L[|\psi\rangle] (L[|\psi\rangle])^\dagger \right) = F_0 |\psi\rangle\langle\psi| F_0^\dagger + \sum_{\alpha \in \Gamma_{k/0}} F_\alpha |\psi\rangle\langle\psi| F_\alpha^\dagger, \quad (39)$$

which satisfies (24). We note that the total number of Kraus operators is at most  $\frac{(J+1)^{k+1}-1}{J} - k$ .

**Step 3: Construct the dilated Hamiltonian  $\tilde{H}$ .**

We start by ordering and expressing Kraus operators by the powers of  $\Delta t$ , i.e., in an asymptotic form:

$$\begin{aligned} F_0 &= I + \Delta t Y_{0,0} + \Delta t^2 Y_{0,1} + \Delta t^3 Y_{0,2} + \cdots + \Delta t^k Y_{0,k-1}, \\ F_j &= -i \left( \Delta t^{1/2} Y_{j,0} + \Delta t^{3/2} Y_{j,1} + \Delta t^{5/2} Y_{j,2} + \cdots + \Delta t^{k-1/2} Y_{j,k-1} \right), \quad j = 1, 2, \dots, s_k, \\ F_j &= -i \left( \Delta t Y_{j,0} + \Delta t^2 Y_{j,1} + \cdots + \Delta t^{k-1} Y_{j,k-2} \right), \quad j = s_k + 1, \dots, S_k. \end{aligned} \quad (40)$$

Here, we separate those Kraus operators with integer powers of  $\Delta t$  from those with half powers of  $\Delta t$ . We note that  $S_k + 1$  equals to the number of Kraus operators. Thus,  $S_k \leq \frac{(J+1)^{k+1} - 1}{J} - k - 1 < (J+1)^{k+1}$ .

From (23) and (24), we see that  $\sum_{j=0}^{S_k} F_j \rho F_j^\dagger$  is a  $k$ -th order approximation of a Lindblad equation and can be expanded into Stinespring form, meaning that,

$$\begin{aligned} e^{\mathcal{L}\Delta t} \rho &= \sum_{j=0}^{S_k} F_j \rho F_j^\dagger + \mathcal{O}((\Delta t)^{k+1}) = \text{Tr}_A \left( U |0^{a_k}\rangle\langle 0^{a_k}| \otimes \rho U^\dagger \right) + \mathcal{O}((\Delta t)^{k+1}) \\ &=: \text{Tr}_A \left( \begin{bmatrix} F_0 & \cdot & \cdots & \cdot \\ F_1 & \cdot & \cdots & \cdot \\ \vdots & \vdots & \ddots & \vdots \\ F_{S_k} & \cdot & \cdots & \cdot \end{bmatrix} |0\rangle\langle 0| \otimes \rho \begin{bmatrix} F_0 & \cdot & \cdots & \cdot \\ F_1 & \cdot & \cdots & \cdot \\ \vdots & \vdots & \ddots & \vdots \\ F_{S_k} & \cdot & \cdots & \cdot \end{bmatrix}^\dagger \right) + \mathcal{O}((\Delta t)^{k+1}). \end{aligned} \quad (41)$$

where  $U$  is a unitary matrix that can be constructed by Stinespring's factorization theorem.

Now, we are ready to introduce the following lemma that implies the existence of the dilated Hamiltonian  $\tilde{H}$ :

**Lemma 3.** *Given the Kraus operators  $\{F_j\}_{j=0}^{S_k}$  in (40), there exists  $\tilde{H}$  such that*

$$\sum_{j=0}^{S_k} F_j |\psi\rangle\langle\psi| F_j^\dagger = \text{Tr}_A \left( \exp\left(-i\sqrt{\Delta t}\tilde{H}\right) |0^{a_k}\rangle\langle 0^{a_k}| \otimes |\psi\rangle\langle\psi| \exp\left(i\sqrt{\Delta t}\tilde{H}^\dagger\right) \right) + \mathcal{O}((\Delta t)^{k+1}), \quad (42)$$

Furthermore,  $\tilde{H}$  can be written as (18) with

$$\begin{aligned} H_0 &= \Delta t^{1/2} X_{0,0} + \Delta t^{3/2} X_{0,1} \cdots + \Delta t^{k-1/2} X_{0,k-1}, \\ H_j &= X_{j,0} + \Delta t X_{j,1} + \cdots + \Delta t^{k-1} X_{j,k-1}, \quad j = 1, 2, \dots, s_k, \\ H_j &= \Delta t^{1/2} X_{j,0} + \Delta t^{3/2} X_{j,1} + \cdots + \Delta t^{k-3/2} X_{j,k-2}, \quad j = s_k + 1, \dots, S_k. \end{aligned} \quad (43)$$

Here, each  $X_{j,q}$  is a polynomial of  $H, V_j$  that satisfies  $\|X_{j,q}\| = \mathcal{O}(\|\mathcal{L}\|_{\text{be}}^{q+1/2})$  for  $1 \leq j \leq s_k$  and  $\|X_{j,q}\| = \mathcal{O}(\|\mathcal{L}\|_{\text{be}}^{q+1})$  otherwise.

Intuitively, the unitary operator on the right-hand side of Eq. (42) can be expanded, and its first column can be compared to the first column of the unitary matrix in Eq. (41). Specifically, each matrix in Eq. (43) can be obtained by matching the corresponding terms in the expansion in (40). The proof is in Appendix D. According to Lemma 3, we obtain  $\|H_j\| = \mathcal{O}(\|\mathcal{L}\|_{\text{be}})$ .

Finally, to complete the proof of Theorem 1, the remaining step is to demonstrate that  $\tilde{H}$  must be a Hermitian matrix, which is equivalent to showing that  $H_0$  is a Hermitian matrix.

We show this using the proof by contradiction. First, according to (25), we have

$$\left| \text{Tr} \left( \sum_{j=0}^{S_k} F_j^\dagger \rho(0) F_j \right) - 1 \right| = \mathcal{O}(\Delta t^{k+1}) \quad (44)$$

for all  $\rho(0)$ . Define  $\tilde{U} = \exp(-i\tilde{H}\sqrt{\Delta t})$ , then from Lemma 3,

$$\left\| \text{Tr}_A \left( \tilde{U} |0\rangle\langle 0| \otimes \rho(0) \tilde{U}^\dagger \right) - \sum_{j=0}^{S_k} F_j^\dagger \rho(0) F_j \right\|_1 = \mathcal{O}(\Delta t^{k+1}). \quad (45)$$

This implies

$$\left| \text{Tr} \left( \tilde{U} |0\rangle\langle 0| \otimes \rho(0) \tilde{U}^\dagger \right) - 1 \right| = \left| \text{Tr} \left( \text{Tr}_A \left( \tilde{U} |0\rangle\langle 0| \otimes \rho(0) \tilde{U}^\dagger \right) \right) - 1 \right| = \mathcal{O}(\Delta t^{k+1}). \quad (46)$$

If we assume that  $H_0$  is non-Hermitian, it can be represented as:

$$H_0 = D_0 - iD_1(\Delta t)^p. \quad (47)$$

In this expression, both  $D_0$  and  $D_1$  are Hermitian matrices. Additionally,  $p$  satisfies  $p \leq k - \frac{1}{2}$  and the norm of  $D_1$  is of order one, that is,  $\|D_1\| = \Omega(1)$ . Based on this representation, to construct  $\hat{H}$ , one can extract the term  $iD_1$  from  $\tilde{H}$  as

$$\tilde{H} = \hat{H} - i|0\rangle\langle 0| \otimes D_1(\Delta t)^p, \quad \tilde{U} = \exp\left(-i\sqrt{\Delta t}\hat{H} - (\Delta t)^{p+1/2}|0\rangle\langle 0| \otimes D_1\right). \quad (48)$$

Pick  $|\psi\rangle$  such that  $\|D_1|\psi\rangle\| = \Omega(1)$ . We can apply Trotter splitting

$$\left\| \tilde{U} |0\rangle \otimes |\psi\rangle - \exp\left(-i\sqrt{\Delta t}\hat{H}\right) \exp\left(-(\Delta t)^{p+1/2}|0\rangle\langle 0| \otimes D_1\right) |0\rangle \otimes |\psi\rangle \right\| = \mathcal{O}(\Delta t^{p+1}), \quad (49)$$

which leads to

$$\left| \|\tilde{U} |0\rangle \otimes |\psi\rangle\| - \left\| \exp\left(-i\sqrt{\Delta t}\hat{H}\right) \exp\left(-(\Delta t)^{p+1/2}|0\rangle\langle 0| \otimes D_1\right) |0\rangle \otimes |\psi\rangle \right\| \right| = \mathcal{O}(\Delta t^{p+1}). \quad (50)$$

Because  $\|D_1|\psi\rangle\| = \Omega(1)$ , there exists a constant  $C$  independent of  $\Delta t$  such that

$$\left| \left\| \exp\left(-i\sqrt{\Delta t}\hat{H}\right) \exp\left(-(\Delta t)^{p+1/2}|0\rangle\langle 0| \otimes D_1\right) |0\rangle \otimes |\psi\rangle \right\| - 1 \right| \geq C(\Delta t)^{p+1/2}. \quad (51)$$

Combining the above two equalities, we obtain that there exists another constant  $C' > 0$  such that  $\left| \|\tilde{U} |0\rangle \otimes |\psi\rangle\| - 1 \right| \geq C'(\Delta t)^{p+1/2}$ . Since  $p < k - 1/2$ , we conclude

$$\left| \text{Tr} \left( \tilde{U} |0\rangle\langle 0| \otimes |\psi\rangle\langle \psi| \tilde{U}^\dagger \right) - 1 \right| = \left| \|\tilde{U} |0\rangle \otimes |\psi\rangle\|^2 - 1 \right| = \Omega(\Delta t^k). \quad (52)$$

which contradicts (46). This implies that  $H_0$  must be a Hermitian matrix.

## V. NUMERICAL EXPERIMENTS

In this section, we provide results from several numerical experiments to illustrate the convergence of our algorithm. We start with a time-independent transverse field Ising model in Section V.1 and examine the convergence rate of the first-, second-, and third-order methods. The specific forms of these methods can be found in Appendix B. To extend the applications to more general cases, we also present two *time-dependent* examples in Section V.2 and Section V.3 to further test the performance of our proposed methods.

In all the following numerical experiments, we use the fourth-order Runge-Kutta scheme with a very small time step to generate the “exact solution”  $\rho_T$  and measure the error at time  $T$  using the trace distance, which means that

$$\text{Error} = \|\rho_N - \rho_T\|_1, \quad (53)$$

where  $T$  is the stopping time,  $N = T/\Delta t$ , and  $\rho_N$  is the output of our algorithm.

### V.1. A TFIM damping model

Consider the one-dimensional transverse field Ising model (TFIM) model defined on  $m$  sites:

$$H = - \left( \sum_{i=1}^{m-1} Z_i Z_{i+1} + Z_L Z_1 \right) - g \sum_{i=1}^m X_i, \quad (54)$$

where  $g$  is the coupling coefficient that describes the transverse magnetic-field strength,  $Z_i, X_i$  are Pauli operators for the  $i$ -th site and the dimension of  $H$  is  $2^m$ . We set  $m = 4$  and  $g = 1$  and simulate the TFIM model with damping [25]:

$$\frac{d}{dt}\rho = -i[H, \rho] + \sum_{j=1}^J V_j \rho V_j^\dagger - \frac{1}{2} \{V_j^\dagger V_j, \rho\}, \quad \rho(0) = |\psi_0\rangle\langle\psi_0|, \quad (55)$$

where  $V_j = \sqrt{\gamma}(X_j - iY_j)/2$ , the damping parameter  $\gamma = 0.1$ , and  $|\psi_0\rangle$  is the ground state of  $H$ . In [25], the authors used this model to test the accuracy of their numerical scheme and investigate the effect of magnetic field strengths and damping parameters on the solution trajectory. For our experiment, we focus on the scaling of the error of our numerical methods with  $\Delta t$ , so we only assess its effectiveness with fixed values of  $g$  and  $\gamma$ .

We examine the convergence of three numerical schemes (see Appendix B): 1. the first-order scheme in (B3); 2. the second-order scheme in (B6); 3. the third-order scheme in (B11). The results are shown in Figure 2. The graph on the left shows the overlaps between  $\rho(t)$  and the ground state when the time step  $\Delta t = 0.1$ . We can see that the second- and third-order schemes match the exact solution better than the first-order scheme. In the right graph, with a stopping time of  $T = 1$ , we evaluated the convergence of the three methods using different  $\Delta t$  and measured the end error using (53). One can observe that all the schemes converge in the expected order. Due to the random selection of the operators  $G$  and  $G_{j,2}$ , as well as the initial condition, these orders of accuracy are very likely sharp.

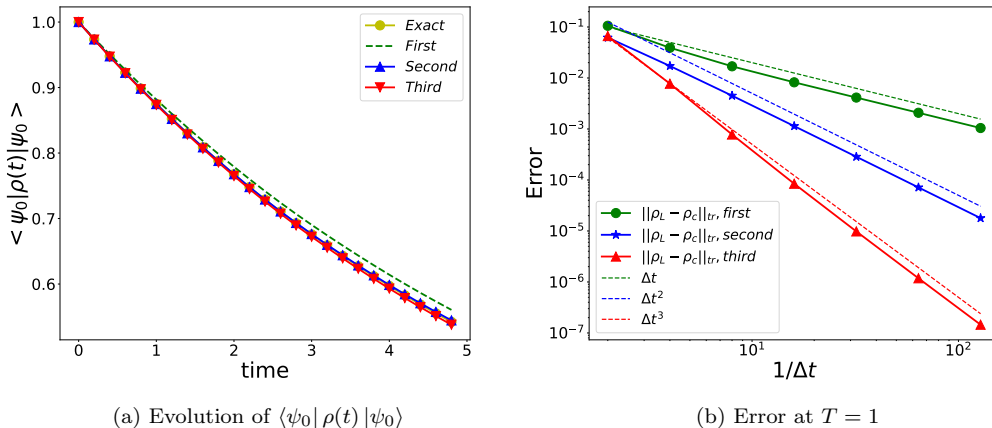


Figure 2. Examining the accuracy of the first, second, and third order methods using the TFIM damping mode (54). Left: The comparison of the evolution of the ground state overlap with different schemes and the same step size  $\Delta t = 0.1$  up to the stopping time  $T = 5$ . Right: the comparison of the error versus  $\Delta t$  using different schemes with stopping time  $T = 1$ . We plot the  $x$ -axis in the log scale to illustrate the order scaling of our methods.

## V.2. A time-dependent TFIM model with damping

In the following numerical test, we consider the time-dependent TFIM damping model, where both the Hamiltonian and jump operators are driven by a linear pulse,

$$H(t) = H + tH', \quad V_j(t) = V_{j,1} + tV_{j,2}. \quad (56)$$

Here,  $H$  is the TFIM model with  $m = 4, g = 1$  and  $H' = \frac{G+G^\dagger}{\|G+G^\dagger\|}$  with  $G \sim \mathcal{N}(0, 1, I_{2^m \times 2^m})$ . We also choose random damping operators

$$V_{j,1} = \sqrt{\gamma}(X_j - iY_j)/2, \quad V_{j,2} = \frac{G_{j,2}}{\|G_{j,2}\|}, \quad (57)$$

where  $\gamma = 0.1$  and  $G_{j,2} \sim \mathcal{N}(0, 1, I_{2^m \times 2^m})$ . We note that this is a time-dependent Lindblad equation with two jump operators. We test the first, second, and third methods as discussed in Appendix B.

The result is shown in Figure 3. On the left graph, we set the initial state as the ground state of  $H$  and perform the simulations up to  $T = 5$ . We compare the evolution of the overlap with the ground state for all three methods. It can be seen from the graph that the second- and third-order schemes show much better agreement with the exact solution than the first-order scheme. The results shown in the right panel are obtained with a random initial state and simulating the dynamics up to time  $T = 1$ . We examine the convergence of the methods by varying  $\Delta t$  and measuring the end error as defined in (53). We observe that all three schemes converge to the true solution with the expected order of accuracy.



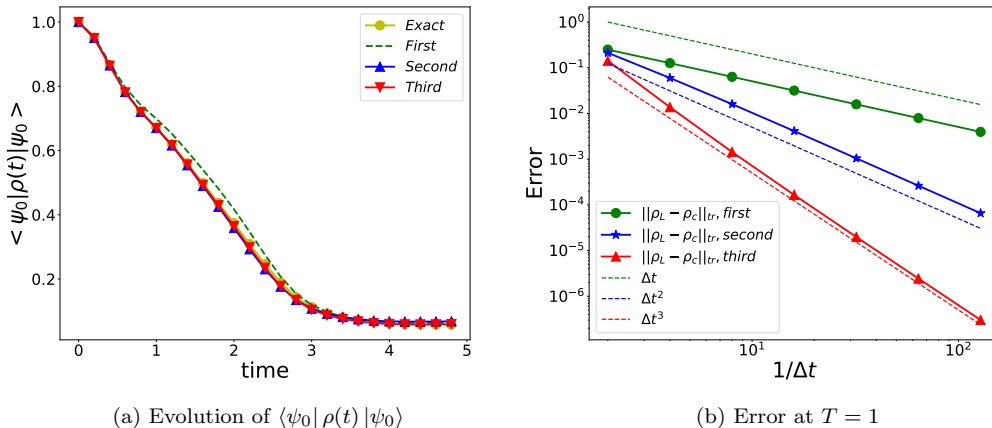


Figure 3. Testing the accuracy of the first, second, and third order methods using the time-dependent TFIM Lindbladian (56). Left: we compare the evolution of the ground state overlap with different schemes and the same step size  $\Delta t = 0.1$  up to stopping time  $T = 5$ . Right: we compare the error vs  $\Delta t$  (on the logarithmic scale) using different schemes with stopping time  $T = 1$ .

### V.3. Periodically driven Lindbladian dynamics

In this section, we consider a single qubit time-dependent system that is driven by a periodic Hamiltonian and jump operators [44]. Specifically, we choose

$$H(t) = -\frac{\sqrt{2}}{2}(1 - \cos(t))\sigma_z. \quad (58)$$

and the damping operators

$$V_1 = (2 + 0.5 \sin(t))\sigma_+, \quad V_2 = (3 - 0.5 \sin(t))\sigma_-, \quad (59)$$

We then compare the performance of the first, second, and third order method at the stopping time  $T = 10\pi$  with a random initial state. The error is measured using (53).

The numerical results are summarized in Figure 4. In the left graph, we choose  $\Delta t = 0.1$  and compare the evolution of  $\text{Tr}(\rho(t)\sigma_z)$ . We observe that the second- and third-order schemes exhibit significantly better accuracy than the first-order scheme. Similar to the previous results, in the right figure, the error of all schemes behaves with the expected order of convergence.

## VI. DISCUSSION

This paper presents a new method for simulating the Lindblad dynamics using Hamiltonian simulation in an enlarged Hilbert space. Our algorithm only involves simulation of a dilated Hamiltonian and trace-out operations. The latter can be implemented simply by measuring the ancilla qubits and discarding the results. Each step of our algorithm forms a completely positive trace-preserving

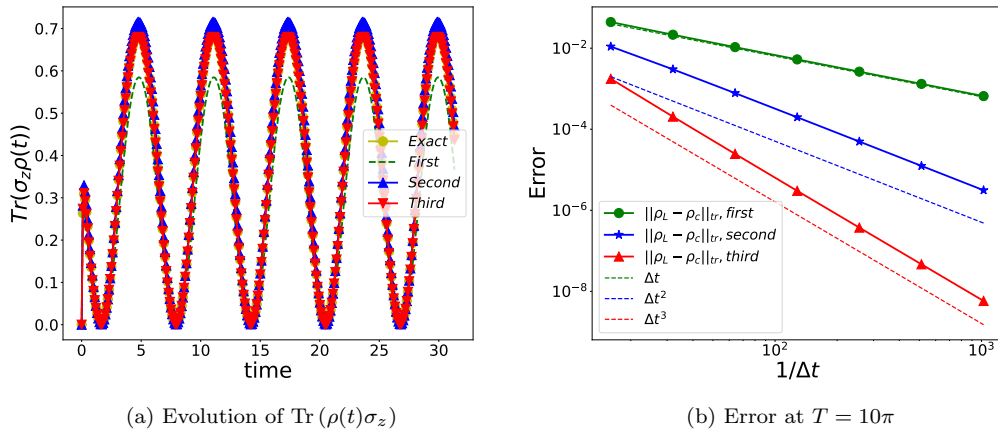


Figure 4. Testing the accuracy of the first, second, and third order methods using the periodic driving Lindbladian [44]. Left: we compare the evolution of  $\text{Tr}(\rho(t)\sigma_z)$  with different schemes and the same step size  $\Delta t = 0.1$  up to stopping time  $T = 10\pi$ . Right: we compare the error vs  $\Delta t$  using different schemes with stopping time  $T = 10\pi$ .

map, thereby guaranteeing a success probability of one. Contrary to previous methods [23, 24], our algorithm eliminates the need for oblivious amplitude amplification at the level of Lindbladian simulation, which may require precise adjustment of the time step  $\Delta t$  with respect to the block-encoding factor.

Our methodology streamlines the Lindblad simulation process by reducing it to a problem of Hamiltonian simulation. Interestingly, this approach introduces a new class of Hamiltonian simulation problems, where the Hamiltonian  $\tilde{H}$  consists of commutators among the jump operators (including the system Hamiltonian  $H$ ). Identifying suitable Hamiltonian simulation techniques for this specific context poses an interesting question for future investigations. For example, suppose both  $H$  and  $V_j$  can be expressed as sums of Pauli operators. In that case, we can decompose  $H_0, H_1, \dots, H_{S_k}$  into sums of Pauli operators and further refine the simulation using a high-order Trotterization method.

In contrast to Hamiltonian simulations, where a diverse range of methods are available and practicality resource estimates have been conducted (see e.g., [45]), quantum algorithms for Lindblad simulations remain in their nascent stages. This study introduces a framework that differs from those in the existing literature. Low order methods, such as second and third order, are particularly practical for implementation. We hope this work can facilitate future resource estimates for identifying the most practical methods for simulating Lindblad dynamics.

#### ACKNOWLEDGEMENTS

This material is based upon work supported by the U.S. Department of Energy, Office of Science, National Quantum Information Science Research Centers, Quantum Systems Accelerator (ZD). Additional funding is provided by the Challenge Institute for Quantum Computation (CIQC) funded

by National Science Foundation (NSF) through grant number OMA-2016245, and a Google Quantum Research Award (LL). LL is a Simons investigator in Mathematics. XL’s research is supported by the National Science Foundation Grants DMS-2111221 and CCF-2312456. ZD and LL thank the Institute for Pure and Applied Mathematics (IPAM) for its hospitality in hosting them as long term visitors during the semester-long program “Mathematical and Computational Challenges in Quantum Computing” in Fall 2023.

- 
- [1] G. Lindblad, On the generators of quantum dynamical semigroups, *Communications in Mathematical Physics* **48**, 119 (1976).
  - [2] V. Gorini, A. Kossakowski, and E. C. G. Sudarshan, Completely positive dynamical semigroups of  $n$ -level systems, *Journal of Mathematical Physics* **17**, 821 (1976).
  - [3] D. Walls and G. J. Milburn, *Quantum Optics* (Springer Berlin Heidelberg, 1994).
  - [4] C. Cohen-Tannoudji, J. Dupont-Roc, and G. Grynberg, *Atom-photon interactions: basic processes and applications* (John Wiley & Sons, 1998).
  - [5] C. W. Gardiner and P. Zoller, *Quantum noise*, Springer Series in Synergetics (2000).
  - [6] H.-P. Breuer and F. Petruccione, *The theory of open quantum systems* (Oxford University Press on Demand, Oxford, 2002).
  - [7] U. Harbola, M. Esposito, and S. Mukamel, Quantum master equation for electron transport through quantum dots and single molecules, *Physical Review B* **74**, 235309 (2006).
  - [8] M. Di Ventura and R. D’Agosta, Stochastic time-dependent current-density-functional theory, *Physical review letters* **98**, 226403 (2007).
  - [9] C. Kiefer, I. Lohmar, D. Polarski, and A. A. Starobinsky, Pointer states for primordial fluctuations in inflationary cosmology, *Classical and Quantum Gravity* **24**, 1699 (2007).
  - [10] T. Pellizzari, S. A. Gardiner, J. I. Cirac, and P. Zoller, Decoherence, continuous observation, and quantum computing: A cavity qed model, *Physical Review Letters* **75**, 3788 (1995).
  - [11] K. Temme, S. Bravyi, and J. M. Gambetta, Error mitigation for short-depth quantum circuits, *Physical review letters* **119**, 180509 (2017).
  - [12] A. Kandala, K. Temme, A. D. Córcoles, A. Mezzacapo, J. M. Chow, and J. M. Gambetta, Error mitigation extends the computational reach of a noisy quantum processor, *Nature* **567**, 491 (2019).
  - [13] S. Endo, S. C. Benjamin, and Y. Li, Practical quantum error mitigation for near-future applications, *Physical Review X* **8**, 031027 (2018).
  - [14] M. Rossini, D. Maile, J. Ankerhold, and B. I. Donvil, Single qubit error mitigation by simulating non-markovian dynamics, *arXiv preprint arXiv:2303.03268* (2023).
  - [15] P. Rall, C. Wang, and P. Wocjan, Thermal state preparation via rounding promises, *arXiv preprint arXiv:2210.01670* (2022).
  - [16] Chi-Fang, Chen, M. J. Kastoryano, F. G. S. L. Brandão, and A. Gilyén, Quantum thermal state preparation, *arXiv/2303.18224* (2023), 2303.18224.
  - [17] Z. Ding, L. Lin, *et al.*, Single-ancilla ground state preparation via lindbladians, *arXiv preprint arXiv:2308.15676* (2023).
  - [18] R. Biele and R. D’Agosta, A stochastic approach to open quantum systems, *Journal of Physics: Condensed Matter* **24**, 273201 (2012).
  - [19] J. Li and X. Li, Exponential integrators for stochastic schrödinger equations, *Physical Review E* **101**, 013312 (2020).
  - [20] Y. Cao and J. Lu, Structure-preserving numerical schemes for Lindblad equations, *arXiv:2103.01194 [quant-ph]* (2021), *arXiv:2103.01194 [quant-ph]*.
  - [21] M. Kliesch, T. Barthel, C. Gogolin, M. J. Kastoryano, and J. Eisert, Dissipative quantum Church-Turing theorem, *Physical Review Letters* **107**, 10.1103/physrevlett.107.120501 (2011).
  - [22] A. M. Childs and T. Li, Efficient simulation of sparse Markovian quantum dynamics, *Quantum Information & Computation* **17**, 0901 (2017).

- [23] R. Cleve and C. Wang, Efficient quantum algorithms for simulating Lindblad evolution, in *44th International Colloquium on Automata, Languages, and Programming, (ICALP 2017)* (2017) pp. 17:1–17:14.
- [24] X. Li and C. Wang, Simulating Markovian open quantum systems using higher-order series expansion, arXiv preprint arXiv:2212.02051 (2022).
- [25] A. W. Schlimgen, K. Head-Marsden, L. M. Sager, P. Narang, and D. A. Mazziotti, Quantum simulation of the lindblad equation using a unitary decomposition of operators, *Physical Review Research* **4**, 023216 (2022).
- [26] D. W. Berry, G. Ahokas, R. Cleve, and B. C. Sanders, Efficient quantum algorithms for simulating sparse hamiltonians, *Communications in Mathematical Physics* **270**, 359 (2007).
- [27] D. W. Berry, A. M. Childs, R. Cleve, R. Kothari, and R. D. Somma, Exponential improvement in precision for simulating sparse hamiltonians, in *Proceedings of the forty-sixth annual ACM symposium on Theory of computing* (2014) pp. 283–292.
- [28] G. H. Low and I. L. Chuang, Hamiltonian Simulation by Qubitization, *Quantum* **3**, 163 (2019).
- [29] A. Gilyén, Y. Su, G. H. Low, and N. Wiebe, Quantum singular value transformation and beyond: Exponential improvements for quantum matrix arithmetics, in *Proceedings of the 51st Annual ACM SIGACT Symposium on Theory of Computing, STOC 2019* (2019) p. 193–204.
- [30] D.-S. Wang, D. W. Berry, M. C. De Oliveira, and B. C. Sanders, Solovay-kitaev decomposition strategy for single-qubit channels, *Physical review letters* **111**, 130504 (2013).
- [31] M. J. Kastoryano, F. G. Brandão, A. Gilyén, *et al.*, Quantum thermal state preparation, arXiv preprint arXiv:2303.18224 (2023).
- [32] B. Baker, A. C. Li, N. Irons, N. Earnest, and J. Koch, Adaptive rotating-wave approximation for driven open quantum systems, *Physical Review A* **98**, 052111 (2018).
- [33] A. W. Schlimgen, K. Head-Marsden, L. M. Sager, P. Narang, and D. A. Mazziotti, Quantum simulation of open quantum systems using a unitary decomposition of operators, *Physical Review Letters* **127**, 270503 (2021).
- [34] E. Andersson, J. D. Cresser, and M. J. Hall, Finding the kraus decomposition from a master equation and vice versa, *Journal of Modern Optics* **54**, 1695 (2007).
- [35] D. Patel and M. M. Wilde, Wave matrix Lindbladization II: General Lindbladians, linear combinations, and polynomials, arXiv preprint arXiv:2309.14453 (2023).
- [36] D. Patel and M. M. Wilde, Wave matrix Lindbladization I: Quantum programs for simulating markovian dynamics, *Open Systems & Information Dynamics* **30**, 2350010 (2023).
- [37] H. Nakazato, Y. Hida, K. Yuasa, B. Militello, A. Napoli, and A. Messina, Solution of the lindblad equation in the kraus representation, *Physical Review A* **74**, 062113 (2006).
- [38] V. Gorini, A. Kossakowski, and E. C. G. Sudarshan, Completely positive dynamical semigroups of N-level systems, *Journal of Mathematical Physics* **17**, 821 (2008).
- [39] G. Lindblad, On the generators of quantum dynamical semigroups, *Communications in Mathematical Physics* **48**, 119 (1976).
- [40] M. B. RUSKAI, Beyond strong subadditivity? improved bounds on the contraction of generalized relative entropy, *Reviews in Mathematical Physics* **06**, 1147 (1994).
- [41] P. E. Kloeden and E. Platen, *Numerical Solution of Stochastic Differential Equations* (Springer Berlin, Heidelberg, 1992).
- [42] C. M. Mora, J. Fernández, and R. Biscay, Numerical solution of stochastic quantum master equations using stochastic interacting wave functions, *Journal of Computational Physics* **367**, 28 (2018).
- [43] S. Blanes and F. Casas, On the necessity of negative coefficients for operator splitting schemes of order higher than two, *Appl. Numer. Math.* **54**, 23 (2005).
- [44] S. Scopa, G. T. Landi, A. Hammoumi, and D. Karevski, Exact solution of time-dependent lindblad equations with closed algebras, *Phys. Rev. A* **99**, 022105 (2019).
- [45] A. M. Childs, D. Maslov, Y. Nam, N. J. Ross, and Y. Su, Toward the first quantum simulation with quantum speedup, *Proceedings of the National Academy of Sciences* **115**, 9456 (2018).

### Appendix A: Derivation of the time-independent second-order scheme

As a concrete example, in this section, we derive a second-order scheme to simulate time-independent Lindbladian dynamics.

**Step 1: Formulate the weak scheme of order two for the SDE (6).**

According to the first step of Algorithm 1, we can write down the weak order 2.0 scheme according to [41, (10,2,6)]:

$$\begin{aligned}
L_{2,\Delta t}[|\psi\rangle] &= \left( |\psi_n\rangle + V_0 |\psi_n\rangle \Delta t + \frac{1}{2} V_0^2 |\psi_n\rangle \Delta t^2 \right) \\
&+ \sum_{j=1}^J \left( V_j \int_0^{\Delta t} dW_{s_1}^j + V_j V_0 \int_0^{\Delta t} \int_0^{s_2} ds_1 dW_{s_2}^j + V_0 V_j \int_0^{\Delta t} dW_{s_1}^j ds_2 \right) \\
&+ \sum_{j,k=1}^J V_j V_k dW_{s_1}^k dW_{s_2}^j
\end{aligned}$$

Here we have defined,

$$V_0 = -iH - \frac{1}{2} \sum_{j=1}^J V_j^\dagger V_j. \quad (\text{A1})$$

**Step 2: Formulate the second-order Kraus form.**

In the second step, we construct the Kraus form according to the scheme described above. Generally, we must convert the Itô Integrals to random variables and arrange them to ensure that they are not correlated (see Lemma 2 for instance). In this case, we simply take the formula from [41, (10.2.7)] and reformulate the above second-order scheme as follows:

$$\begin{aligned}
|\psi_{n+1}\rangle &= \left( |\psi_n\rangle + V_0 |\psi_n\rangle \Delta t + \frac{1}{2} V_0^2 |\psi_n\rangle \Delta t^2 \right) \\
&+ \sum_{j=1}^J \left( V_j + \frac{\Delta t}{2} (V_j V_0 + V_0 V_j) \right) |\psi_n\rangle \Delta W_j \\
&+ \frac{1}{2} \sum_{j=1}^J V_j^2 |\psi_n\rangle (\Delta W_j^2 - \Delta t) \\
&+ \frac{1}{2} \sum_{j_1 \neq j_2}^J V_{j_2} V_{j_1} |\psi_n\rangle (\Delta W_{j_1} \Delta W_{j_2} - \Delta Z_{j_1, j_2}).
\end{aligned} \quad (\text{A2})$$

Here,  $\{\Delta W_j\}_{j=1}^J$  are independent Gaussian random variables with mean zero and variance  $\Delta t$ , and  $\{\Delta Z_{j_1, j_2}\}$  are independent two-point random variables such that

$$\mathbb{E}(\Delta Z_{j_1, j_2}) = 0, \quad \mathbb{E}(|\Delta Z_{j_1, j_2}|^2) = \Delta t^2,$$

for  $j_2 = 1, 2, \dots, j_1 - 1$  and  $\Delta Z_{j_1, j_2} = -\Delta Z_{j_2, j_1}$ .

Given that the random noises in distinct terms are uncorrelated, and taking the expectation on both sides, we arrive at the following relation for the expected state at time  $n + 1$

$$\mathbb{E}(|\psi_{n+1}\rangle\langle\psi_{n+1}|) = F_0\mathbb{E}(|\psi_n\rangle\langle\psi_n|)F_0^\dagger + \sum_{j=1}^J F_{1,j}\mathbb{E}(|\psi_n\rangle\langle\psi_n|)F_{1,j}^\dagger + \sum_{j,k}^J F_{2,j,k}\mathbb{E}(|\psi_n\rangle\langle\psi_n|)F_{2,j,k}^\dagger,$$

where

$$\begin{aligned} F_0 &= I + V_0\Delta t + \frac{1}{2}V_0^2\Delta t^2, \\ F_{1,j} &= -i\sqrt{\Delta t}\left(V_j + \frac{\Delta t}{2}(V_jV_0 + V_0V_j)\right), \quad \forall 1 \leq j \leq J, \\ F_{2,j,k} &= -i\frac{\sqrt{2}\Delta t}{2}V_jV_k, \quad \forall 1 \leq j, k \leq J. \end{aligned}$$

Here, we have combined the third and fourth lines of (A2) in  $F_{2,j,k}$  using  $\mathbb{E}((\Delta W_j^2 - \Delta t)^2) = 2\Delta t^2$  and  $\mathbb{E}((\Delta W_{j_1}\Delta W_{j_2} - \Delta Z_{j_1,j_2})^2) = 2\Delta t^2$ . This leads us to define the Kraus form

$$\mathcal{K}[\rho] = F_0\rho F_0^\dagger + \sum_{j=1}^J F_{1,j}\rho F_{1,j}^\dagger + \sum_{j,k}^J F_{2,j,k}\rho F_{2,j,k}^\dagger,$$

and define the iteration scheme as

$$\rho_{n+1} = \mathcal{K}[\rho_n].$$

### Step 3: Construct the dilated Hamiltonian $\tilde{H}$ .

The goal of the last step is to construct the Hamiltonian  $\tilde{H}$  such that

$$\mathcal{K}[\rho] = \text{Tr}_A \left( \exp(-i\sqrt{\Delta t}\tilde{H}) (|0\rangle\langle 0| \otimes \rho_n) \exp(i\sqrt{\Delta t}\tilde{H}) \right) + \mathcal{O}(\Delta t^3) \quad (\text{A3})$$

Since there are  $J^2 + J + 1$  Kraus operators, we seek a Hamiltonian with the following block structure,

$$\tilde{H} = \begin{bmatrix} H_0 & \cdots & H_{1,j}^\dagger & \cdots & H_{2,j,k}^\dagger \\ \cdots & 0 & 0 & 0 & 0 \\ H_{1,j} & 0 & 0 & 0 & 0 \\ \cdots & 0 & 0 & 0 & 0 \\ H_{2,j,k} & 0 & 0 & 0 & 0 \end{bmatrix},$$

where we require  $H_0$  to be a Hermitian matrix.

We begin by noticing that,

$$\begin{aligned} & \text{Tr}_A \left( \exp(-i\sqrt{\Delta t}\tilde{H}) |0\rangle\langle 0| \otimes \rho \exp(i\sqrt{\Delta t}\tilde{H}) \right) \\ &= \text{Tr}_A \left( \left( \exp(-i\sqrt{\Delta t}\tilde{H}) |0\rangle \otimes I_n \right) I_A \otimes \rho \left( \langle 0| \otimes I_n \exp(i\sqrt{\Delta t}\tilde{H}) \right) \right) \\ &= \sum_j \left( \langle j| \otimes I_n \exp(-i\sqrt{\Delta t}\tilde{H}) |0\rangle \otimes I_n \right) I_A \otimes \rho \left( \langle 0| \otimes I_n \exp(i\sqrt{\Delta t}\tilde{H}) |j\rangle \otimes I_n \right). \end{aligned}$$

This will be compared to the Stinespring form,

$$\begin{aligned} \mathcal{K}[\rho] &= \text{Tr}_A \left( \begin{bmatrix} F_0 & \cdot & \cdots & \cdot \\ \cdot & \cdot & \cdots & \cdot \\ F_{1,j} & \cdot & \cdots & \cdot \\ \cdot & \cdot & \cdots & \cdot \\ F_{2,j,k} & \cdot & \cdots & \cdot \end{bmatrix} |0\rangle\langle 0| \otimes \rho \begin{bmatrix} F_0 & \cdot & \cdots & \cdot \\ \cdot & \cdot & \cdots & \cdot \\ F_{1,j} & \cdot & \cdots & \cdot \\ \cdot & \cdot & \cdots & \cdot \\ F_{2,j,k} & \cdot & \cdots & \cdot \end{bmatrix}^\dagger \right) \\ &= \sum_j (\langle j| \otimes I_n (|j\rangle\langle 0| \otimes F_j) |0\rangle \otimes I_n) I_A \otimes \rho \left( \langle 0| \otimes I_n (|0\rangle\langle j| \otimes F_j^\dagger) |j\rangle \otimes I_n \right). \end{aligned}$$

By matching the above two equations, we see that, to arrive at (A3), we need to find  $H_0, H_{1,j}, H_{2,j,k}$  so that

$$\langle [\cdot] | \exp\left(-i\sqrt{\Delta t} \tilde{H}\right) |0\rangle = F_{[\cdot]} + \mathcal{O}((\Delta t)^3). \quad (\text{A4})$$

where  $[\cdot]$  is  $0, (1, j)$ , or  $(2, j, k)$ .

Next, we notice the matrix exponential can be expanded in the following Taylor expansion

$$e^{-i\sqrt{\Delta t} \tilde{H}} = I - i\Delta t^{1/2} \tilde{H} - \frac{\Delta t}{2} \tilde{H}^2 + \frac{i\Delta t^{3/2}}{6} \tilde{H}^3 + \frac{\Delta t^2}{24} \tilde{H}^4 + \dots$$

Plugging this formula into the left hand side of (A4), we match terms in the blocks of the first column and find that,

$$\begin{aligned} F_0 &= I - i\sqrt{\Delta t} H_0 - \frac{\Delta t}{2} (H_0^2 + Q) + i\frac{\Delta t^{3/2}}{6} (H_0^3 + H_0 Q + Q H_0) \\ &\quad + \frac{\Delta t^2}{24} (H_0^4 + Q^2 + H_0^2 Q + Q H_0^2 + H_0 Q H_0) + \mathcal{O}(\Delta t^{5/2}) \\ F_{1,j} &= -i\sqrt{\Delta t} H_{1,j} - \frac{1}{2} \Delta t H_{1,j} H_0 + i\frac{\sqrt{\Delta t} \Delta t}{6} H_{1,j} (Q + H_0^2) + \mathcal{O}(\Delta t^{5/2}), \quad \forall 1 \leq j \leq J, \\ F_{2,j,k} &= -i\sqrt{\Delta t} H_{2,j,k} - \frac{1}{2} \Delta t H_{2,j,k} H_0 + i\frac{\sqrt{\Delta t} \Delta t}{6} H_{2,j,k} (Q + H_0^2) + \mathcal{O}(\Delta t^{5/2}), \quad \forall 1 \leq j, k \leq J, \end{aligned} \quad (\text{A5})$$

where

$$Q = \sum_{j=1}^J H_{1,j}^\dagger H_{1,j} + \sum_{j,k=1}^J H_{2,j,k}^\dagger H_{2,j,k}.$$

We first match the first order terms in the last two equations by taking the leading terms to obtain

$$H_{1,j} = V_j + \mathcal{O}(\Delta t) =: X_{1,j,0} + \mathcal{O}(\Delta t), \quad H_{2,j,k} = \frac{\Delta t^{1/2}}{\sqrt{2}} V_j V_k + \mathcal{O}(\Delta t^{3/2}) =: \Delta t^{1/2} X_{2,j,k,0} + \mathcal{O}(\Delta t^{3/2}).$$

where we use  $X_{[\cdot]}$  to represent the coefficient of the order terms  $\Delta t^p$ .

We then substitute them into  $Q$  to get

$$Q = \sum_{j=1}^J V_j^\dagger V_j + \mathcal{O}(\Delta t) =: Q_0 + \mathcal{O}(\Delta t).$$

Plugging this into the first equation of (A5) and matching the first term, we obtain

$$H_0 = i\Delta t^{1/2} \left( V_0 + \frac{1}{2} Q_0 \right) = \Delta t^{1/2} H + \mathcal{O}(\Delta t^{3/2}).$$

Next, we include the next order terms in  $F_{1,j}$  and  $F_{2,j,k}$ . Again, matching both sides of the last two equations, we obtain the asymptotic expansion,

$$H_{1,j} = X_{1,j,0} + \Delta t X_{1,j,1} =: V_j + \Delta t \left( \frac{1}{2} V_0 V_j + \frac{1}{2} V_j V_0 + \frac{1}{6} V_j \sum_{j'=1}^J V_{j'}^\dagger V_{j'} + \frac{i}{2} V_j H \right),$$

$$H_{2,j,k} = \Delta t^{1/2} X_{2,j,k,0} + \Delta t^{3/2} X_{2,j,k,1} =: \frac{\Delta t^{1/2}}{\sqrt{2}} V_j V_k + \Delta t^{3/2} \left( \frac{1}{6\sqrt{2}} V_j V_k \sum_{j'=1}^J V_{j'}^\dagger V_{j'} + \frac{i}{2\sqrt{2}} V_j V_k H \right).$$

We then substitute them into  $Q$  and obtain

$$Q = \sum_{j=1}^J V_j^\dagger V_j + \Delta t \sum_{j=1}^J \left( V_j^\dagger V_0 V_j + \frac{1}{2} V_j^\dagger V_j V_0 + \frac{1}{2} V_0 V_j^\dagger V_j + \frac{1}{3} \left( \sum_{j'=1}^J V_{j'}^\dagger V_{j'} \right)^2 + \frac{i}{2} (V_j^\dagger V_j H - H V_j^\dagger V_j) \right) + \mathcal{O}(\Delta t^2)$$

$$=: Q_0 + \Delta t Q_1 + \mathcal{O}(\Delta t^2)$$

Plugging this into the first equation of (A5) and matching the second term, we find that

$$H_0 = \Delta t^{1/2} X_{0,1} + \Delta t^{3/2} X_{0,2},$$

where

$$X_{0,2} = \frac{i}{2} (V_0^2 + X_{0,1}^2 + Q_1) + \frac{1}{6} \{X_{0,1}, Q_0\} - \frac{i}{24} Q_0^2$$

$$= -\frac{1}{12} \left\{ H, \sum_{j=1}^J V_j^\dagger V_j \right\}.$$

We have left out higher-order terms, since they only contribute at most  $\mathcal{O}(\Delta t^3)$  terms, which is comparable to the leading error term in Eq. (A3). This completes the construction of the Hamiltonian  $\tilde{H}$ .

### Appendix B: A summary of first, second, third order schemes for simulating time-dependent Lindblad equations

In this section, we extend the construction in the previous section and derive the numerical schemes to the *time-dependent* Lindblad equation, which takes the form:

$$\frac{d\rho}{dt} = \mathcal{L}_t(\rho) =: -i[H(t), \rho] + \sum_{j=1}^J V_j(t) \rho V_j^\dagger(t) - \frac{1}{2} \left\{ V_j^\dagger(t) V_j(t), \rho \right\}. \quad (\text{B1})$$



In our derivation, we assume  $H(t), V_j(t) \in \mathbb{C}^2[0, \infty)$ . We note that when  $H(t), V_j(t)$  are smooth enough, we can directly implement the strategy (Algorithm 1) in this paper to develop a high-order scheme. In this section, we summarize the first-, second-, and third-order schemes for solving the time-dependent Lindblad equation in Eq. (B1). The scheme for solving time-independent Lindblad equations can readily be obtained by removing the terms involving the time derivatives of  $H$  and  $V$ .

We define  $V_0(t) = -iH(t) - \frac{1}{2} \sum_{j=1}^J V_j^\dagger(t)V(t)$ . For simplicity, we omit the first step and start by expressing the Kraus operators in an asymptotic form (we omit  $-i$  in the front of  $F$  for simplicity since it does not affect the Kraus representation),

$$\begin{aligned}
F_0 &= I + V_0 \Delta t + \frac{1}{2}(V_0^2 + V_0') \Delta t^2 + \frac{1}{6}(V_0^3 + (V_0')^2 + V_0'V_0 + V_0'') \Delta t^3, \\
&=: I + Y_{0,0} \Delta t + Y_{0,1} \Delta t^2 + Y_{0,2} \Delta t^3 \\
F_{1,j} &= \Delta t^{1/2} V_j + \frac{\Delta t^{3/2}}{2}(V_j' + V_j V_0 + V_0 V_j) \\
&\quad + \frac{\Delta t^{5/2}}{6}(V_0^2 V_j + V_0' V_j + V_0 V_j V_0 + (V_0 V_j) + V_j V_0^2 + V_j' V_0 + (V_j V_0)' + V_j''), \quad \forall 1 \leq j \leq J, \\
&=: Y_{1,j,0} \Delta t^{1/2} + Y_{1,j,1} \Delta t^{3/2} + Y_{1,j,2} \Delta t^{5/2} \\
F_{2,j} &= \frac{\sqrt{\Delta t} \Delta t}{\sqrt{12}}(V_0 V_j - V_j V_0 - V_j') =: Y_{2,j,1} \Delta t^{3/2}, \quad \forall 1 \leq j \leq J, \\
F_{3,j,k,l} &= \frac{\sqrt{\Delta t} \Delta t}{\sqrt{6}} V_j V_k V_l =: Y_{2,j,k,l,1} \Delta t^{3/2}, \quad \forall 1 \leq j, k, l \leq J, \\
F_{4,j,k} &= \sqrt{2} \Delta t \left( \frac{1}{2} V_j V_k + \frac{\Delta t}{6} (V_0 V_j V_k + V_j V_0 V_k + V_j' V_k + V_j V_k V_0 + (V_j V_k)') \right), \quad \forall 1 \leq j, k \leq J. \\
&=: Y_{4,j,k,0} \Delta t + Y_{4,j,k,1} \Delta t^2
\end{aligned} \tag{B2}$$

Here,  $Y_{[i]}$  contains the coefficient of the order term  $\Delta t^p$  in each expansion.

We note that, in the time-independent case, all derivative terms with  $'$  and  $''$  are equal to zero. After obtaining the above formula, we can use our general strategy in Section IV.2 to derive  $\tilde{H}$ . For simplicity, we omit the derivation process and directly give the formulas of different order schemes:

- **The first order scheme:**  $\tilde{H} = |0\rangle\langle 0| \otimes H_0 + \sum_{j=1}^J (|j\rangle\langle 0| \otimes H_{1,j} + |0\rangle\langle j| \otimes H_{1,j}^\dagger)$ , where

$$H_0 = \Delta t^{1/2} \left( iY_{0,0} + i\frac{Q_0}{2} \right) =: \Delta t^{1/2} X_{0,0}, \quad H_{j,0} = Y_{1,j,0} =: X_{1,j,0} \tag{B3}$$

with  $Q_0 = \sum_{j=1}^J Y_{1,j,0}^\dagger Y_{1,j,0}$  for all  $1 \leq j \leq J$ .

Direct calculations yield,

$$\begin{aligned}
X_{0,0} &= H, \\
X_{1,j,0} &= V_j \\
Q_0 &= \sum_{j=1}^J V_j^\dagger V_j.
\end{aligned} \tag{B4}$$

Altogether, the dilated Hamiltonian is given by,

$$\tilde{H} = \begin{bmatrix} \sqrt{\Delta t} H & V_1^\dagger & V_2^\dagger & \cdots & V_J^\dagger \\ V_1 & 0 & 0 & \cdots & 0 \\ V_2 & 0 & 0 & \cdots & 0 \\ \vdots & \vdots & \vdots & \ddots & \vdots \\ V_J & 0 & 0 & \cdots & 0 \end{bmatrix}, \quad (\text{B5})$$

which is a direct generalization of (17).

• **The second-order scheme:**

$$\begin{aligned} \tilde{H} = & |0\rangle\langle 0| \otimes H_0 + \sum_{j=1}^J \left( (|j\rangle\langle 0| \otimes H_{1,j} + |0\rangle\langle j| \otimes H_{1,j}^\dagger) + (|j + J\rangle\langle 0| \otimes H_{2,j} + |0\rangle\langle j + J| \otimes H_{2,j}^\dagger) \right) \\ & + \sum_{j,k,l=1}^J |j + kJ + lJ^2 - J^2 + J\rangle\langle 0| \otimes H_{3,j,k,l} + |0\rangle\langle j + kJ + lJ^2 - J^2 + J| \otimes H_{3,j,k,l}^\dagger \\ & + \sum_{j,k}^J |j + kJ + J^3 + J\rangle\langle 0| \otimes H_{4,j,k} + |0\rangle\langle j + kJ + J^3 + J| \otimes H_{4,j,k}^\dagger \end{aligned} \quad (\text{B6})$$

Using  $X_{0,0}, X_{1,j,0}, Q_0$  in Eq. (B4) from the first order scheme, we have the expressions for the entries of  $\tilde{H}$ ,  $j, k, l \in [J]$ ,

$$\begin{cases} H_{1,j} = X_{1,j,0} + \Delta t (Y_{1,j,1} - X_{1,j,0} Z_1) =: X_{1,j,0} + \Delta t X_{1,j,1}, \\ H_{2,j} = \Delta t Y_{2,j,1} =: \Delta t X_{2,j,1}, \\ H_{3,j,k,l} = \Delta t Y_{3,j,k,l,1} =: \Delta t X_{3,j,k,l,1}, \\ H_{4,j,k} = \Delta t^{1/2} Y_{4,j,k,0} =: \Delta t^{1/2} X_{4,j,k,0}, \end{cases} \quad (\text{B7})$$

where

$$Z_1 = -\frac{i}{2} X_{0,0} - \frac{1}{6} Q_0. \quad (\text{B8})$$

In addition, the first diagonal block is given by,

$$H_0 = \Delta t^{1/2} \left( iY_{0,0} + i\frac{Q_0}{2} \right) + \Delta t^{3/2} \left( iY_{0,1} + \frac{i}{2} (Q_1 + X_{0,0}^2) - \frac{i}{24} Q_0^2 + \frac{1}{6} \{Q_0, X_{0,0}\} \right),$$

where

$$Q_1 = \sum_{j=1}^J (X_{1,j,0}^\dagger X_{1,j,1} + X_{1,j,1}^\dagger X_{1,j,0}) + \sum_{j,k} X_{4,j,k,0}^\dagger X_{4,j,k,0}. \quad (\text{B9})$$

We find the explicit form of  $\tilde{H}$

$$\begin{aligned}
\tilde{H} = & |0\rangle\langle 0| \otimes \left( \sqrt{\Delta t} H + \Delta t^{3/2} \left( \frac{1}{2} H' - \frac{1}{12} \{H, \sum V_j^\dagger V_j\} \right) \right) \\
& + \sum_{j=1}^J \left( |j\rangle\langle 0| \otimes \left( V_j + \frac{\Delta t}{2} \left( \{V_j, V_0\} + V_j' + \frac{1}{6} V_j \left( \sum V_j^\dagger V_j \right) + \frac{i}{2} V_j H \right) \right) \right. \\
& + |0\rangle\langle j| \otimes \left. \left( V_j + \frac{\Delta t}{2} \left( \{V_j, V_0\} + V_j' + \frac{1}{6} V_j \left( \sum V_j^\dagger V_j \right) + \frac{i}{2} V_j H \right) \right)^\dagger \right) \\
& + \frac{\Delta t}{\sqrt{12}} \sum_{j=1}^J \left( |j+J\rangle\langle 0| \otimes ([V_0, V_j] - V_j') + |0\rangle\langle j+J| \otimes ([V_0, V_j] - V_j')^\dagger \right) \\
& + \frac{\Delta t}{\sqrt{6}} \sum_{j,k,l=1}^J |j+kJ+lJ^2-J^2+J\rangle\langle 0| \otimes V_j V_k V_l + |0\rangle\langle j+kJ+lJ^2-J^2+J| \otimes (V_j V_k V_l)^\dagger \\
& + \sqrt{\frac{\Delta t}{2}} \sum_{j,k}^J |j+kJ+J^3+J\rangle\langle 0| \otimes V_j V_k + |0\rangle\langle j+kJ+J^3+J| \otimes (V_j V_k)^\dagger.
\end{aligned} \tag{B10}$$

• **The third-order scheme:**

$$\begin{aligned}
\tilde{H} = & |0\rangle\langle 0| \otimes H_0 + \sum_{j=1}^J \left( (|j\rangle\langle 0| \otimes H_{1,j} + |0\rangle\langle j| \otimes H_{1,j}^\dagger) + (|j+J\rangle\langle 0| \otimes H_{2,j} + |0\rangle\langle j+J| \otimes H_{2,j}^\dagger) \right) \\
& + \sum_{j,k,l=1}^J |j+kJ+lJ^2-J^2+J\rangle\langle 0| \otimes H_{3,j,k,l} + |0\rangle\langle j+kJ+lJ^2-J^2+J| \otimes H_{3,j,k,l}^\dagger, \\
& + \sum_{j,k}^J |j+kJ+J^3+J\rangle\langle 0| \otimes H_{4,j,k} + |0\rangle\langle j+kJ+J^3+J| \otimes H_{4,j,k}^\dagger,
\end{aligned} \tag{B11}$$

Define  $X_{[\dots],0,1}, Q_0, Q_1, Z_1$  as in the first- and second-order schemes, we have

$$H_{1,j} = Y_{1,j,0} + \Delta t (Y_{1,j,1} - X_{1,j,0} Z_1) + \Delta t^2 (Y_{1,j,2} - X_{1,j,1} Z_1 - X_{1,j,0} Z_2) =: \dots + \Delta t^2 X_{1,j,2},$$

$$H_{2,j} = \Delta t Y_{2,j,1} + \Delta t^2 (Y_{2,j,2} - X_{2,j,1} Z_1) =: \dots + \Delta t^2 X_{2,j,2},$$

$$H_{3,j,k,l} = \Delta t Y_{3,j,k,l,1} + \Delta t^2 (Y_{3,j,k,l,2} - X_{3,j,k,l,1} Z_1) =: \dots + \Delta t^2 X_{3,j,k,l,2},$$

$$H_{4,j,k} = \Delta t^{1/2} Y_{4,j,k,0} + \Delta t^{3/2} (Y_{4,j,k,1} - X_{4,j,k,0} Z_1) =: \dots + \Delta t^{3/2} X_{4,j,k,1},$$

where

$$Z_2 = -\frac{i}{2} X_{0,1} - \frac{1}{6} X_{0,0}^2 - \frac{1}{6} Q_1 + \frac{i}{24} \{Q_0, X_{0,0}\} + \frac{1}{120} Q_0^2 \tag{B12}$$

In addition,

$$\begin{aligned}
H_0 = & \Delta t^{1/2} \left( iY_{0,0} + i\frac{Q_0}{2} \right) + \Delta t^{3/2} \left( iY_{0,1} + \frac{i}{2}(Q_1 + X_{0,0}^2) - \frac{i}{24}Q_0^2 + \frac{1}{6}\{Q_0, X_{0,0}\} \right) \\
& + \Delta t^{5/2} \left( iY_{0,2} + \frac{i}{2}(\{X_{0,0}, X_{0,1}\} + Q_2) + \frac{1}{6}(X_{0,0}^3 + \{Q_0, X_{0,1}\} + \{Q_1, X_{0,0}\}) \right) \\
& - \frac{i}{24}(Q_0 X_{0,0}^2 + X_{0,0} Q_0 X_{0,0} + X_{0,0}^2 Q_0 + \{Q_0, Q_1\}) \\
& - \frac{1}{120}(Q_0 X_{0,0} Q_0 + Q_0^2 X_{0,0} + X_{0,0} Q_0^2) + \frac{i}{720}Q_0^3
\end{aligned}$$

where

$$\begin{aligned}
Q_2 = & \sum_{j=1}^J \left( X_{1,j,0}^\dagger X_{1,j,2} + X_{1,j,2}^\dagger X_{1,j,0} + X_{1,j,1}^\dagger X_{1,j,1} + X_{2,j,1}^\dagger X_{2,j,1} \right) + \sum_{j,k,l} X_{3,j,k,l,1}^\dagger X_{3,j,k,l,1} \\
& + \sum_{j,k} \left( X_{4,j,k,1}^\dagger X_{4,j,k,0} + X_{4,j,k,0}^\dagger X_{4,j,k,1} \right).
\end{aligned} \tag{B13}$$

### Appendix C: Proof of Lemma 2

The purpose of Lemma 2 is to decompose the noise terms into uncorrelated random variables. According to (33), the noise terms in the Itô-Taylor expansion (30) have the property that

$$\mathbb{E}[R_{n,\alpha} R_{n,\alpha'}] = 0, \quad \text{if } \alpha^+ \neq (\alpha')^+. \tag{C1}$$

Define the set of multi-positive indices  $\Gamma_k^+$  as

$$\Gamma_k^+ = \{\beta = (j_1, j_2, \dots, j_{|\beta|}) \in \{1, 2, \dots, J\}^{\otimes |\beta|} : |\beta| \leq k\}. \tag{C2}$$

Using the normalized noise, we rewrite  $L[|\psi\rangle]$  in (30) as

$$L[|\psi\rangle] = \sum_{j=0}^k \frac{(\Delta t)^j}{j!} V_0^j |\psi\rangle + \sum_{\beta \in \Gamma_k^+} \sum_{\alpha^+ = \beta} R_{n,\alpha} \left( \Delta t^{\frac{|\alpha| + t_{=0}(\alpha)}{2}} \mathbf{V}_\alpha |\psi\rangle \right).$$

In light of Eq. (C1), to ensure zero correlation between random variables, it suffices to focus on the set  $\{R_{n,\alpha}\}_{\alpha^+ = \beta}$  for each  $\beta \in \Gamma_k^+$ .

In the remainder of the proof, we fix  $\beta \in \Gamma_k^+$ . To construct  $\tilde{R}$ , we first fix an order of the noise terms  $\{\tilde{R}_{n,\alpha}\}_{\alpha^+ = \beta}$  (the order can be arbitrary and does not affect the statement) and reformulate the sequence as  $\{R_{\beta,i}\}_{i=1}^{I_\beta}$ . Here  $I_\beta$  denotes the cardinality of the set. Consequently, we rewrite the original summation  $\{\tilde{R}_{n,\alpha}\}_{\alpha^+ = \beta}$  as:

$$\sum_{\alpha^+ = \beta} R_{n,\alpha} \left( \Delta t^{\frac{|\alpha| + t_{=0}(\alpha)}{2}} \mathbf{V}_\alpha |\psi\rangle \right) =: \sum_{i=1}^{I_\beta} R_{\beta,i} \left( \Delta t^{q_{\beta,i}} \mathbf{V}_{\beta,i} |\psi\rangle \right).$$

We define  $\mathbf{V}_{\beta,i} = \mathbf{V}_\alpha$  and  $q_{\beta,i} = \frac{|\alpha|+l=0(\alpha)}{2}$ , where the index  $i$  is assigned based on the specified ordering.

Define  $\text{Cov}_\beta$  as the covariance matrix of  $\{R_{\beta,i}\}$ . Because  $\text{Cov}_\beta$  is a positive semidefinite matrix, we can write  $\text{Cov}_\beta$  in eigendecomposition form  $\text{Cov}_\beta = Q\Lambda Q^\top$ , where  $\Lambda$  is a diagonal matrix whose entries are nonnegative and  $Q$  is an orthogonal matrix. Define

$$\begin{bmatrix} \tilde{R}_{\beta,1} \\ \tilde{R}_{\beta,2} \\ \tilde{R}_{\beta,3} \\ \vdots \end{bmatrix} = (\Lambda^+)^{-\frac{1}{2}} Q^\top \begin{bmatrix} R_{\beta,1} \\ R_{\beta,2} \\ R_{\beta,3} \\ \vdots \end{bmatrix}.$$

where  $\Lambda^+$  is a diagonal matrix such that

$$(\Lambda^+)_{i,i} = \begin{cases} 1, & \text{if } \Lambda_{i,i} = 0 \\ \Lambda_{i,i}, & \text{if } \Lambda_{i,i} > 0 \end{cases}.$$

We have that  $\{\tilde{R}_{\beta,i}\}$  are not correlated, which means that  $\mathbb{E}(\tilde{R}_{\beta,i}, \tilde{R}_{\beta,j}) = 0$  if  $i \neq j$ , and

$$R_{\beta,i} = (\Lambda^+)_{i,i} \sum_{j=1} Q_{i,j} \tilde{R}_{\beta,j}.$$

where  $\sum_{j=1}^i |Q_{i,j}|^2 = (\text{Cov}_\beta)_{i,i} = \mathbb{E}(R_{\beta,i}^2)$ . In addition, if  $\tilde{R}_{\beta,i} \neq 0$ , then  $\mathbb{E}(\tilde{R}_{\beta,i}^2) = 1$ . This proves (36).

#### Appendix D: Proof of Lemma 3

Recall that  $S_k + 1 = 2^{\alpha t}$ . To fulfill (42), we need to construct a Hamiltonian

$$\tilde{H} = \begin{bmatrix} H_0 & H_1^\dagger & H_2^\dagger & \dots & H_{S_k}^\dagger \\ H_1 & 0 & 0 & 0 & 0 \\ H_2 & 0 & 0 & 0 & 0 \\ \vdots & 0 & 0 & 0 & 0 \\ H_{S_k} & 0 & 0 & 0 & 0 \end{bmatrix} \quad (\text{D1})$$

that satisfies

$$\langle j | \exp(-i\sqrt{\Delta t} \tilde{H}) | 0 \rangle = F_j + \mathcal{O}((\Delta t)^k). \quad (\text{D2})$$

for  $0 \leq j \leq S_k$ .

Comparing (43) with (40), we reduce the power of  $\Delta t$  by half because there is an extra  $\sqrt{\Delta t}$  term in the Hamiltonian simulation (43). We identify the blocks in (D1) by asymptotically matching (40) and (43). For this purpose, we expand the matrix exponential in (40) using Taylor expansion,

$$e^{-i\sqrt{\Delta t} \tilde{H}} = I - i\Delta t^{1/2} \tilde{H} - \frac{\Delta t}{2} \tilde{H}^2 + \frac{i\Delta t^{3/2}}{6} \tilde{H}^3 + \frac{\Delta t^2}{24} \tilde{H}^4 - \frac{i\Delta t^{5/2}}{120} \tilde{H}^5 - \frac{\Delta t^3}{720} \tilde{H}^6 + \dots \quad (\text{D3})$$

To proceed, we first define,

$$Q = \sum_{j=1}^{S_k} H_j^\dagger H_j. \quad (\text{D4})$$

This is the part of the operations that maps  $|0\rangle$  ancilla to  $|0\rangle$  ancilla. Using (43), we can also expand  $Q$  into an asymptotic form:

$$Q = Q_0 + \Delta t Q_1 + \Delta t^2 Q_2 + \dots \quad (\text{D5})$$

In particular, for after matching terms for  $l \leq k$  (we can stop at  $\Delta t^k$  terms). The term  $s_k$  is defined in (40) as the number of Kraus operators containing terms of the form  $\Delta t^{k+1/2}$ .

$$Q_0 = \sum_{j=1}^{s_k} X_{j,0}^\dagger X_{j,0}, \quad (\text{D6})$$

$$Q_1 = \sum_{j=1}^{s_k} (X_{j,0}^\dagger X_{j,1} + X_{j,1}^\dagger X_{j,0}) + \sum_{j=s_k+1}^{S_k} X_{j,0}^\dagger X_{j,0}, \quad (\text{D7})$$

$$Q_2 = \sum_{j=1}^{s_k} (X_{j,0}^\dagger X_{j,2} + X_{j,2}^\dagger X_{j,0} + X_{j,1}^\dagger X_{j,1}) + \sum_{j=s_k+1}^{S_k} (X_{j,1}^\dagger X_{j,0} + X_{j,0}^\dagger X_{j,1}), \quad (\text{D8})$$

...

$$Q_l = \sum_{j=1}^{s_k} \sum_{p=0}^l (X_{j,p}^\dagger X_{j,l-p}) + \sum_{j=s_k+1}^{S_k} \sum_{p=0}^{l-1} (X_{j,p}^\dagger X_{j,l-1-p}), \quad (\text{D9})$$

...

We determine the first term in each asymptotic expansion (40). We begin by matching the off-diagonal blocks in (D2). Using (40), (D3), and (43), we have

$$Y_{j,0} + \Delta t Y_{j,1} + \Delta t^2 Y_{j,2} + \dots = (X_{j,0} + \Delta t X_{j,1} + \Delta t^2 X_{j,2} + \dots)(I + \Delta t Z_1 + \Delta t^2 Z_2 + \dots) \quad (\text{D10})$$

for all  $j > 0$ . Here,  $\{Z_l\}_{l=1}^k$  are also operations that correspond to map  $|0\rangle$  ancilla to  $|0\rangle$  ancilla. They are defined as

$$\begin{aligned} Z_1 &= -\frac{i}{2} X_{0,0} - \frac{1}{6} Q_0, \\ Z_2 &= -\frac{i}{2} X_{0,1} - \frac{1}{6} X_{0,0}^2 - \frac{1}{6} Q_1 + \frac{i}{24} \{Q_0, X_{0,0}\} + \frac{1}{120} Q_0^2. \\ &\dots \\ Z_l &= -\frac{i}{2} X_{0,l-1} + p_{z,l}(X_{0,0}, X_{0,1}, \dots, X_{0,l-2}, Q_0, Q_1, \dots, Q_{l-1}), \\ &\dots \end{aligned}$$

where  $p_{z,l}$  is a polynomial of degree  $l$ .

From the asymptotic analysis and matching  $\mathcal{O}(1)$  term in (D10), we find the first coefficient in the off-diagonal blocks of the Hamiltonian matrix (43),

$$X_{j,0} = Y_{j,0}, \quad j > 0. \quad (\text{D11})$$

Next, we match the first block diagonal. By inserting the asymptotic expansion of  $H_0$  and  $Q$  into (D3), we find

$$I + \Delta t Y_{0,0} + \mathcal{O}(\Delta t^2) = I + \Delta t \left( -iX_{0,0} - \frac{Q_0}{2} \right) + \mathcal{O}(\Delta t^2), \quad (\text{D12})$$

which leads to,

$$X_{0,0} = i\bar{Y}_{0,0} + i\frac{Q_0}{2}. \quad (\text{D13})$$

We now move on to the second term. Returning to (D10), we can match the  $\Delta t$  terms to obtain

$$X_{j,1} = Y_{j,1} - X_{j,0}Z_1, \quad j > 0. \quad (\text{D14})$$

Additionally, equating the terms  $\Delta t^2$  in the first block diagonal yields the second component of  $H_0$  (for the sake of simplicity, we will not write down the asymptotic expansion).

$$X_{0,1} = iY_{0,1} + \frac{i}{2}(Q_1 + X_{0,0}^2) - \frac{i}{24}Q_0^2 + \frac{1}{6}\{Q_0, X_{0,0}\}. \quad (\text{D15})$$

To show that the above derivation process can always continue until we obtain the last term, we implement the induction argument. Assume that we have already matched  $K$  terms and obtained

$$\begin{aligned} &X_{0,0}, X_{0,1}, \dots, X_{0,K-1}, \\ &X_{j,0}, X_{j,1}, \dots, X_{j,K-1}, \quad j = 1, 2, \dots, s_k, \\ &X_{j,0}, X_{j,1}, \dots, X_{j,K-1}, \quad j = s_k + 1, \dots, S_k. \end{aligned} \quad (\text{D16})$$

We can use the above terms, (D9), and (D11) to calculate

$$\begin{aligned} &Q_0, Q_1, \dots, Q_{K-1}, \\ &Z_0, Z_1, \dots, Z_K. \end{aligned} \quad (\text{D17})$$

To continue, we first match the  $\Delta t^K$  term in the off-diagonal blocks in (D2). Similar to (D14), we obtain

$$X_{j,K} = Y_{j,K} - \sum_{i=1}^K X_{j,K-i}Z_i, \quad j > 0. \quad (\text{D18})$$

Using  $X_{j>0, k \leq K}$ , we can construct  $Q_K$  according to (D9). We then match the  $\Delta t^{K+1}$  term in the first diagonal block in (D2):

$$\begin{aligned} &I + \Delta t Y_{0,0} + \dots + \Delta t^{K+1} Y_{0,k} + \mathcal{O}(\Delta t^{K+2}) \\ &= I + \Delta t \left( -iX_{0,0} - \frac{Q_0}{2} \right) + \dots + \Delta t^{K+1} (-iX_{0,K} + q_{x,K}(X_{0,0:K-1}, Q_{0,0:K})) + \mathcal{O}(\Delta t^{K+2}). \end{aligned} \quad (\text{D19})$$

where  $q_{x,K}$  is a polynomial of degree  $K + 1$ . Thus, we obtain

$$X_{0,K} = iY_{0,K} - iq_{x,K}(X_{0,0:K-1}, Q_{0,0:K}). \quad (\text{D20})$$

$$\begin{aligned}
\begin{bmatrix} F_0 & \cdot & \cdots & \cdot \\ F_1 & \cdot & \cdots & \cdot \\ \vdots & \vdots & \ddots & \vdots \\ F_{M_t} & \cdot & \cdots & \cdot \end{bmatrix} &= \begin{bmatrix} I + \Delta t Y_{0,0} + \Delta t^2 Y_{0,1} + \cdots & \cdot & \cdots & \cdot \\ \Delta t^{1/2} (-iY_{1,0}) + \Delta t^{3/2} (-iY_{1,1}) + \cdots & \cdot & \cdots & \cdot \\ \vdots & \vdots & \ddots & \vdots \\ \Delta t (-iY_{M_t,0}) + \Delta t^2 (-iY_{M_t,1}) + \cdots & \cdot & \cdots & \cdot \end{bmatrix} \\
&\quad \color{orange} \}} \text{ Match } (\Delta t)^p \text{ terms} \\
\begin{bmatrix} I + \Delta t (-iX_{0,0} + \text{poly}(X_{j>0,0})) + \Delta t^2 (-iX_{0,1} + \text{poly}(X_{j\geq 0,0}, X_{j>0,1})) + \cdots & \cdot & \cdots & \cdot \\ \Delta t^{1/2} (-iX_{1,0}) + \Delta t^{3/2} (-iX_{1,1} + \text{poly}(X_{j\geq 0,0})) + \cdots & \cdot & \cdots & \cdot \\ \vdots & \vdots & \ddots & \vdots \\ \Delta t (-iX_{M_t,0}) + \Delta t^2 (-iX_{M_t,1} + \text{poly}(X_{j\geq 0,0})) + \cdots & \cdot & \cdots & \cdot \end{bmatrix} \\
&\quad \parallel \\
&\quad \exp(-i\tilde{H}\sqrt{\Delta t})
\end{aligned}$$

Figure 5. Generation of  $\tilde{H}$ . We need to compare terms of the same order in the asymptotic expansion. Specifically, in each row of the two matrices, we need to match the terms with the same color. Here,  $\text{poly}([\cdot])$  means that the term can be written as a polynomial of elements in  $[\cdot]$ .

This concludes the induction.

In summary, to determine all the coefficients, we can follow the steps:

$$\begin{aligned}
\{Y_{j,0}\}_{j=1}^{s_k} &\xrightarrow{\text{(D11)}} \{X_{j,0}\}_{j=1}^{s_k} \xrightarrow{\text{(D6)}} Q_0 \xrightarrow{\text{(D13)}} X_{0,0} \xrightarrow{\text{(D11)}} Z_1 \\
&\xrightarrow{\text{(D14)}} \{X_{j,1}\}_{j=1}^{s_k} \xrightarrow{\text{(D7)}} Q_1 \xrightarrow{\text{(D15)}} X_{0,1} \xrightarrow{\text{(D11)}} Z_2 \\
&\dots \\
&\xrightarrow{\text{(D18)}} \{X_{j,k-1}\}_{j=1}^{s_k} \xrightarrow{\text{(D9)}} Q_{k-1} \xrightarrow{\text{(D20)}} X_{0,k-1}.
\end{aligned} \tag{D21}$$

For clarity, we provide a graph to show the generation of  $\tilde{H}$  in Fig. 5. Here, we note that in the last line we only calculate  $X_{j\leq s_k, k-1}$  because  $Y_{j>s_k, k-1} = 0$ .

By (38), we find that each  $Y_{j,q}$  is a polynomial of  $H, V_j$  that satisfies  $\|Y_{j,q}\| = \mathcal{O}(\|\mathcal{L}\|_{\text{be}}^{q+1/2})$  for  $1 \leq j \leq s_k$  and  $\|Y_{j,q}\| = \mathcal{O}(\|\mathcal{L}\|_{\text{be}}^{q+1})$  otherwise. Inserting this into the preceding derivation, we find that each  $X_{j,q}$  is a polynomial of  $H, V_j$  with the desired norm bound.