

Waves in space-dependent and time-dependent materials: a systematic comparison

Kees Wapenaar¹, Johannes Aichele² and Dirk-Jan van Manen²

¹*Department of Geoscience and Engineering, Delft University of Technology, The Netherlands*

²*ETH Zurich, Switzerland*

SUMMARY

Waves in space-dependent and time-dependent materials obey similar wave equations, with interchanged time- and space-coordinates. However, since the causality conditions are the same in both types of material (i.e., without interchange of time- and space-coordinates), the solutions are dissimilar.

We present a systematic treatment of wave propagation and scattering in 1D space-dependent and time-dependent materials. After a review of reflection and transmission coefficients, we discuss Green's functions and simple wave field representations for both types of material. Next we discuss propagation invariants, i.e., quantities that are independent of the space coordinate in a space-dependent material (such as the net power-flux density) or of the time coordinate in a time-dependent material (such as the net field-momentum density). A discussion of reciprocity theorems leads to the well-known source-receiver reciprocity relation for the Green's function of a space-dependent material and a new source-receiver reciprocity relation for the Green's function of a time-dependent material. A discussion of general wave field representations leads to the well-known expression for Green's function retrieval from the correlation of passive measurements in a space-dependent material and a new expression for Green's function retrieval in a time-dependent material.

After an introduction of a matrix-vector wave equation, we discuss propagator matrices for both types of material. Since the initial condition for a propagator matrix in a time-dependent material

follows from the boundary condition for a propagator matrix in a space-dependent material by interchanging the time- and space-coordinates, the propagator matrices for both types of material are interrelated in the same way. This also applies to representations and reciprocity theorems involving propagator matrices, and to Marchenko-type focusing functions.

Key words: Green’s function, propagator matrix, time boundary, reciprocity theorem, focusing function.

1 INTRODUCTION

A wave that encounters a temporal change of material parameters (a so-called time boundary) undergoes reflection and transmission (Xiao et al. 2014), similar to a wave that is incident on a spatial change of material parameters (a space boundary). Although research on wave propagation and scattering in time-dependent materials has been around for several decades (Morgenthaler 1958; Jiang 1975), recent advances in the construction of dynamic metamaterials have given this field of research a significant boost (Caloz & Deck-Léger 2020a). Whereas most applications concern electromagnetic waves, mechanical waves show a similar scattering behaviour when confronted with a temporal change of parameters. This is exploited by Fink and coworkers (Bacot et al. 2016; Fink & Fort 2017), who show that water waves propagate back to their point of origin when the restoring force responsible for wave propagation (gravity), and hence the propagation velocity, is temporarily changed by a vertical acceleration.

Several authors have discussed the analogy between the underlying equations for space-dependent and time-dependent materials (Xiao et al. 2014; Mendonça & Shukla 2002; Salem & Caloz 2015; Caloz & Deck-Léger 2020b). For example, the roles of the time- and space-coordinates in the 1D wave equation for a space-dependent material are interchanged in the 1D wave equation for a time-dependent material. Despite the simple relations between the wave equations, the relation between the solutions of these equations (i.e., the wave fields in space-dependent and time-dependent materials) is less straightforward. The reason for this is that the causality conditions are the same in both types of material. Only when the initial conditions and boundary conditions would be interchanged (along with the interchangement

of time- and space-coordinates in the wave equations), the solutions would obey a simple relation as well.

The aim of this paper is to discuss a number of fundamental aspects of wave propagation and scattering in space-dependent and time-dependent materials and compare these in a systematic way. Our discussion partly overlaps with earlier reviews, such as the excellent paper by Caloz & Deck-Léger (2020b), but we also discuss new results. We use a unified notation for different wave phenomena, so that all relations discussed in this paper hold simultaneously for these phenomena. For simplicity, we restrict ourselves to 1D waves only. We discuss Green's functions, propagation invariants, reciprocity theorems, general wave field representations and expressions for Green's function retrieval. In most of these cases, the derived solutions for space-dependent and time-dependent materials are not exchangeable as a result of non-exchangeable causality conditions. We also discuss propagator matrices for space-dependent and time-dependent materials and show that they are completely exchangeable as a result of interchangeable boundary and initial conditions. Finally, we discuss Marchenko-type focusing functions for both types of material and show that they are also exchangeable.

2 UNIFIED EQUATIONS FOR 1D WAVE FIELDS

Throughout this paper, we consider 1D wave fields as a function of space (denoted by x) and time (denoted by t). We take x increasing towards the right. Using analogies between electromagnetic, acoustic and elastodynamic waves (Carcione & Cavallini 1995; de Hoop 1995; Wapenaar et al. 2001; Carcione & Robinson 2002; Burns et al. 2020), the basic equations in a unified notation are

$$\partial_t U + \partial_x Q = a, \tag{1}$$

$$\partial_t V + \partial_x P = b, \tag{2}$$

where ∂_x and ∂_t denote partial derivatives with respect to space and time, respectively, $U(x, t)$, $V(x, t)$, $P(x, t)$ and $Q(x, t)$ are space- and time-dependent wave-field quantities and $a(x, t)$ and $b(x, t)$ are space- and time-dependent source quantities, see Table 1. The wave-field quantities

Table 1. Quantities in unified equations (1) – (4).

	U	V	P	Q	α	β	a	b
1. TE waves	D_y	B_z	E_y	H_z	ε	μ	$-J_y^e$	$-J_z^m$
2. TM waves	B_y	$-D_z$	H_y	$-E_z$	μ	ε	$-J_y^m$	J_z^e
3. Acoustic waves	$-\Theta$	m_x	p	v_x	κ	ρ	q	f_x
4. SH waves	m_y	$-2e_{yx}$	v_y	$-\tau_{yx}$	ρ	μ^{-1}	f_y	$2h_{yx}$

are mutually related via the following constitutive equations

$$U = \alpha P, \quad (3)$$

$$V = \beta Q, \quad (4)$$

where $\alpha(x, t)$ and $\beta(x, t)$ are the parameters of space- and time-dependent materials, see Table 1. Later we consider either space-dependent parameters ($\alpha(x)$ and $\beta(x)$) or time-dependent parameters ($\alpha(t)$ and $\beta(t)$). For discussions on wave propagation and scattering in materials that are space- and time-dependent, see Caloz & Deck-Léger (2020b); Apffel & Fort (2022); Van Manen et al. (2024).

In Table 1, rows 1 and 2 contain the quantities for electromagnetic wave propagation, with TE standing for transverse electric and TM for transverse magnetic. The quantities are electric flux densities $D_y(x, t)$ and $D_z(x, t)$, magnetic flux densities $B_y(x, t)$ and $B_z(x, t)$, electric field strengths $E_y(x, t)$ and $E_z(x, t)$, magnetic field strengths $H_y(x, t)$ and $H_z(x, t)$, permittivity $\varepsilon(x, t)$, permeability $\mu(x, t)$, external electric current densities $J_y^e(x, t)$ and $J_z^e(x, t)$ and external magnetic current densities $J_y^m(x, t)$ and $J_z^m(x, t)$. The quantities in row 3, associated to acoustic wave propagation in a fluid material, are dilatation $\Theta(x, t)$, longitudinal mechanical momentum density $m_x(x, t)$, acoustic pressure $p(x, t)$, longitudinal particle velocity $v_x(x, t)$, compressibility $\kappa(x, t)$, mass density $\rho(x, t)$, volume-injection rate density $q(x, t)$ and external longitudinal force density $f_x(x, t)$. For horizontally polarised shear (SH) waves in a solid material, we have in row 4 transverse mechanical momentum density $m_y(x, t)$, shear strain $e_{yx}(x, t)$, transverse particle velocity $v_y(x, t)$, shear stress $\tau_{yx}(x, t)$, mass density $\rho(x, t)$, shear modulus $\mu(x, t)$, external transverse force density $f_y(x, t)$ and external shear deformation rate density $h_{yx}(x, t)$.

3 REFLECTION AND TRANSMISSION COEFFICIENTS

3.1 Space-dependent material

We derive reflection and transmission coefficients for a wave incident on a space boundary between two homogeneous time-invariant half-spaces. Although the derivation is well-known, it also serves as an introduction for the derivation of reflection and transmission coefficients of a time boundary in the next subsection.

For a homogeneous time-invariant source-free material, the wave equation is derived by substituting the constitutive equations (3) and (4) with constant parameters α and β into equations (1) and (2), and subsequently eliminating Q from these equations. We thus obtain

$$\partial_x^2 P - \frac{1}{c^2} \partial_t^2 P = 0, \quad (5)$$

with propagation velocity c given by

$$c = \frac{1}{\sqrt{\alpha\beta}}. \quad (6)$$

Once P is resolved from equation (5), Q follows from $\beta \partial_t Q = -\partial_x P$, and U and V follow from the constitutive equations (3) and (4).

Consider two homogeneous time-invariant source-free half-spaces, separated by a space boundary, which we take for convenience at $x = 0$, see Figure 1a. The parameters of the half-spaces $x < 0$ and $x > 0$ are denoted with subscripts 1 and 2, respectively. In the half-space $x < 0$ we define a rightward propagating monochromatic incident field with unit amplitude and angular frequency ω_1 . Using complex notation, we have

$$P_I(x, t) = \exp i(k_1 x - \omega_1 t), \quad \text{with} \quad k_1 = \frac{\omega_1}{c_1}, \quad (7)$$

$$Q_I(x, t) = \frac{1}{\eta_1} P_I(x, t), \quad \text{with} \quad \eta_1 = \beta_1 c_1 = \sqrt{\frac{\beta_1}{\alpha_1}}, \quad (8)$$

and i denoting the imaginary unit. Note that η stands for impedance in the case of TE or acoustic waves (rows 1 and 3 of Table 1) or admittance in the case of TM or SH waves (rows 2 and 4 of Table 1). The rightward propagating transmitted field in the half-space $x > 0$ is

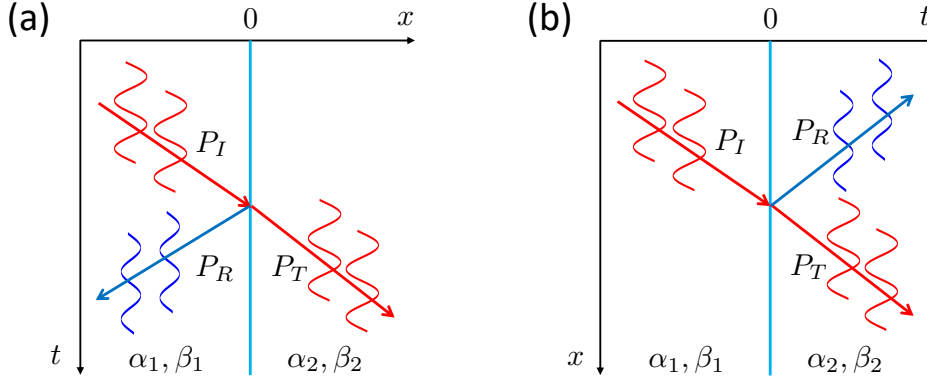


Figure 1. Incident (P_I), transmitted (P_T) and reflected (P_R) fields for the situation of a space boundary (a) and a time boundary (b). Note that the axes are interchanged between (a) and (b). Hence, waves propagating rightward and leftward along the x -axis are represented by rightward and leftward pointing arrows in (a) and by downward and upward pointing arrows in (b).

defined as

$$P_T(x, t) = T_x \exp i(k_2 x - \omega_2 t), \quad \text{with } k_2 = \frac{\omega_2}{c_2}, \quad (9)$$

$$Q_T(x, t) = \frac{1}{\eta_2} P_T(x, t), \quad \text{with } \eta_2 = \beta_2 c_2 = \sqrt{\frac{\beta_2}{\alpha_2}}, \quad (10)$$

where T_x is the transmission coefficient. The subscript x denotes that this coefficient belongs to a space boundary. The leftward propagating reflected field in the half-space $x < 0$ is defined as

$$P_R(x, t) = R_x \exp i(-k_1 x - \omega_1 t), \quad (11)$$

$$Q_R(x, t) = -\frac{1}{\eta_1} P_R(x, t), \quad (12)$$

where R_x is the reflection coefficient. The boundary conditions at $x = 0$ state that P and Q are continuous, hence

$$P_I(0, t) + P_R(0, t) = P_T(0, t), \quad (13)$$

$$Q_I(0, t) + Q_R(0, t) = Q_T(0, t). \quad (14)$$

These equations should hold for all t , from which it follows that $\omega_2 = \omega_1$ and hence $k_2 = \frac{c_1}{c_2} k_1$, meaning that the wavenumber k_2 of the transmitted field is different from the wavenumber k_1

of the incident and reflected fields (unless of course when $c_2 = c_1$). Moreover, it follows that

$$R_x = \frac{\eta_2 - \eta_1}{\eta_2 + \eta_1}, \quad (15)$$

$$T_x = \frac{2\eta_2}{\eta_2 + \eta_1}, \quad (16)$$

which are the well-known expressions for the reflection and transmission coefficients of a space boundary. Note that

$$\frac{1}{\eta_1}(1 - R_x^2) = \frac{1}{\eta_2}T_x^2. \quad (17)$$

We define the net power-flux density in the x -direction as

$$j(x, t) = \frac{1}{2}\Re\{P^*Q\}, \quad (18)$$

where \Re denotes the real part and the asterisk denotes complex conjugation. Substituting $P = P_I + P_R$, $Q = Q_I + Q_R$ for $x < 0$ and $P = P_T$, $Q = Q_T$ for $x > 0$ into equation (18) we find, using equation (17), that $j(x, t)$ is constant for all x and t . Hence, the net power-flux density of a monochromatic wave field is conserved when traversing a space boundary.

3.2 Time-dependent material

Next, we derive reflection and transmission coefficients for a wave incident on a time boundary between two homogeneous time-invariant “half-times”. We take the time boundary for convenience at $t = 0$, see Figure 1b. The parameters for $t < 0$ and $t > 0$ are denoted with subscripts 1 and 2, respectively. The monochromatic incident and transmitted fields are again given by equations (7) – (10), this time for $t < 0$ and $t > 0$, respectively, and with T_x replaced by T_t , with subscript t denoting that this coefficient belongs to a time boundary. Due to causality, the reflected field will not propagate back in time. Instead, the leftward propagating reflected field for $t > 0$ (indicated by the upward pointing arrow in Figure 1b) is defined as

$$P_R(x, t) = R_t \exp i(k_2 x + \omega_2 t), \quad (19)$$

$$Q_R(x, t) = -\frac{1}{\eta_2}P_R(x, t), \quad (20)$$

where R_t is the reflection coefficient. In the literature on waves in time-dependent materials there has been debate whether the tangential electric and magnetic flux densities (D_y , D_z , B_y and B_z) or the tangential electric and magnetic field strengths (E_y , E_z , H_y and H_z) should be continuous at a time boundary. Xiao et al. (2014); Morgenthaler (1958); Mendonça & Shukla (2002); Caloz & Deck-Léger (2020b); de Hoop & Lager (2014) are proponents of continuity of the flux densities and Jiang (1975) is a proponent of continuity of the field strengths. Today the consensus is that the flux densities are continuous at a time boundary, see Xiao et al. (2014); Mendonça & Shukla (2002); Caloz & Deck-Léger (2020b) for a clear explanation. According to Table 1 the flux densities are examples of the U and V fields. Taking U and V continuous at $t = 0$ we obtain (using equations (3) and (4))

$$\alpha_1 P_I(x, 0) = \alpha_2 \{P_R(x, 0) + P_T(x, 0)\}, \quad (21)$$

$$\beta_1 Q_I(x, 0) = \beta_2 \{Q_R(x, 0) + Q_T(x, 0)\}. \quad (22)$$

These equations should hold for all x , from which it follows that $k_2 = k_1$ and hence $\omega_2 = \frac{c_2}{c_1}\omega_1$, meaning that the frequency ω_2 of the transmitted and reflected fields is different from the frequency ω_1 of the incident field (Mendonça & Shukla 2002; Caloz & Deck-Léger 2020b) (unless of course when $c_2 = c_1$). Moreover, it follows that

$$R_t = \frac{1}{2} \left(\frac{\alpha_1}{\alpha_2} - \frac{c_2}{c_1} \right), \quad (23)$$

$$T_t = \frac{1}{2} \left(\frac{\alpha_1}{\alpha_2} + \frac{c_2}{c_1} \right). \quad (24)$$

These are expressions for the reflection and transmission coefficients of a time boundary. For TE waves, substituting the material parameters from row 1 of Table 1, it is easily seen that these expressions are the same as those given by equations (4) and (5) in Xiao et al. (2014). Note that

$$\frac{\alpha_1}{c_1} = \frac{\alpha_2}{c_2} (T_t^2 - R_t^2). \quad (25)$$

We define the net field-momentum density in the x -direction (to be distinguished from the mechanical momentum densities m_x and m_y in Table 1) as

$$M(x, t) = \Re\{U^* V\} \quad (26)$$

(Burns et al. 2020; Feynman et al. 1963). Substituting $U = \alpha_1 P_I$, $V = \beta_1 Q_I$ for $t < 0$ and $U = \alpha_2(P_R + P_T)$, $V = \beta_2(Q_R + Q_T)$ for $t > 0$ into equation (26) we find, using equation (25), that $M(x, t)$ is constant for all x and t . Hence, the net field-momentum density of a monochromatic wave field is conserved when traversing a time boundary.

Using equations (3), (4) and (6), the net power-flux density in the x -direction can be expressed as $j(x, t) = \frac{c^2}{2} M(x, t)$. Since $M(x, t)$ is constant, we find $j_2 = \frac{c_2^2}{c_1^2} j_1$. This expression shows that the net power-flux density after $t = 0$ is different from that before $t = 0$, which is explained by several authors as the result of energy being added to or extracted from the wave field by the external source that modulates the material parameters (Mendonça & Shukla 2002; Caloz & Deck-Léger 2020b).

4 GREEN'S FUNCTIONS AND REPRESENTATIONS

4.1 Space-dependent material

We consider a space-dependent material that is constant over time, with parameters $\alpha(x)$ and $\beta(x)$. Substituting the constitutive equations (3) and (4) into the basic equations (1) and (2), using the fact that $\alpha(x)$ and $\beta(x)$ are independent of time, gives

$$\alpha \partial_t P + \partial_x Q = a, \quad (27)$$

$$\beta \partial_t Q + \partial_x P = b. \quad (28)$$

For a space-dependent material with piecewise continuous parameters, these equations are supplemented with boundary conditions at all points where $\alpha(x)$ and $\beta(x)$ make a finite jump. The boundary conditions are that $P(x, t)$ and $Q(x, t)$ are continuous at those points.

We obtain a second order wave equation for the field $P(x, t)$ by eliminating $Q(x, t)$ from equations (27) and (28), according to

$$\partial_x \left(\frac{1}{\beta} \partial_x P \right) - \frac{1}{\beta c^2} \partial_t^2 P = \partial_x \left(\frac{b}{\beta} \right) - \partial_t a, \quad (29)$$

with propagation velocity $c(x)$ given by equation (6), this time with space-dependent parameters $\alpha(x)$ and $\beta(x)$.

We define the Green's function $G_x(x, x_0, t)$ as the response to an impulsive point source

$a(x, t) = \delta(x - x_0)\delta(t)$, hence

$$\partial_x \left(\frac{1}{\beta} \partial_x G_x \right) - \frac{1}{\beta c^2} \partial_t^2 G_x = -\delta(x - x_0) \partial_t \delta(t), \quad (30)$$

with causality condition

$$G_x(x, x_0, t) = 0 \quad \text{for } t < 0. \quad (31)$$

This condition implies that $G_x(x, x_0, t)$ is outward propagating for $|x| \rightarrow \infty$. The subscript x in G_x denotes that this is the Green's function of a space-dependent material.

A simple representation for $P(x, t)$ is obtained when P and G_x are defined in the same material and both are outward propagating for $|x| \rightarrow \infty$. Whereas $P(x, t)$ is the response to an arbitrary source distribution $a(x, t)$ (equation (29), assuming $b = 0$), $G_x(x, x_0, t)$ is the response to an impulsive point source at an arbitrary location x_0 at $t = 0$ (equation (30)). Because equations (29) and (30) are linear, a representation for $P(x, t)$ follows by applying Huygens' superposition principle. Assuming $a(x, t)$ is causal, i.e., $a(x, t) = 0$ for $t < 0$, this gives

$$P(x, t) = \int_{-\infty}^{\infty} dx' \int_0^t G_x(x, x', t - t') a(x', t') dt'. \quad (32)$$

This representation is a special case of the more general representation for a space-dependent material, derived in section 7.1.

We discuss a numerical example of an acoustic Green's function for a piecewise homogeneous material, consisting of five homogeneous slabs, each with a thickness of 40 mm. The propagation velocities are 1.0, 1.0, 2.0, 1.0 and 2.2 km/s, respectively. The half-spaces to the left and the right of the space-dependent material are homogeneous, with the same velocities as the first and last slab, respectively. The source is located between the first and the second slab, at $x_0 = 40$ mm. We use a recursive "layer-code" method (Kennett 1983) to model the response to this source. Figure 2 shows an x, t -diagram of $G_x(x, x_0, t)$, convolved with a temporal wavelet with a central frequency $\omega_0/2\pi = 300$ kHz. The causality condition implies that the field above the green line is zero. The red arrows indicate the rightward propagating primary wave and the blue arrows the leftward propagating primary reflections. Multiple

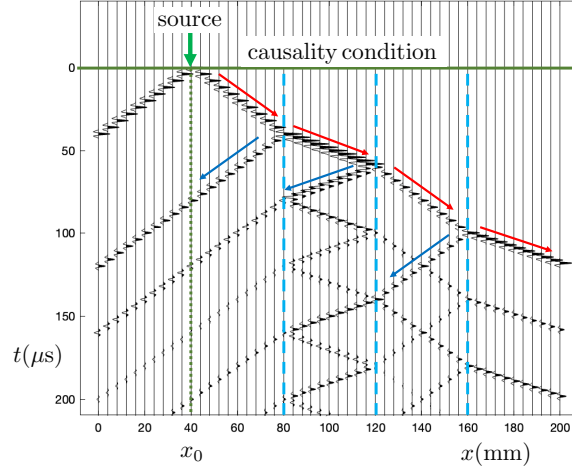


Figure 2. Green's function $G_x(x, x_0, t)$ (convolved with a temporal wavelet) for a space-dependent material.

reflections are also clearly visible. Note that the field is outward propagating for $x = 0$ and $x = 200$ mm (and hence for $|x| \rightarrow \infty$, since the left and right half-spaces are homogeneous).

4.2 Time-dependent material

We consider a time-dependent homogeneous material with parameters $\alpha(t)$ and $\beta(t)$. Substituting the constitutive equations (3) and (4) into the basic equations (1) and (2), using the fact that $\alpha(t)$ and $\beta(t)$ are independent of space, gives

$$\partial_t U + \frac{1}{\beta} \partial_x V = a, \quad (33)$$

$$\partial_t V + \frac{1}{\alpha} \partial_x U = b. \quad (34)$$

For a time-dependent material with piecewise continuous parameters, these equations are supplemented with boundary conditions at all time instants where $\alpha(t)$ and $\beta(t)$ make a finite jump. The boundary conditions are that $U(x, t)$ and $V(x, t)$ are continuous at those points.

We obtain a second order wave equation for the field $U(x, t)$ by eliminating $V(x, t)$ from equations (33) and (34), according to

$$\partial_t(\beta \partial_t U) - \beta c^2 \partial_x^2 U = \partial_t(\beta a) - \partial_x b, \quad (35)$$

with propagation velocity $c(t)$ again given by equation (6), this time with time-dependent parameters $\alpha(t)$ and $\beta(t)$.

Note that equations (27), (28) and (29) can be transformed into equations (34), (33) and (35) and vice-versa, by the following mapping

$$\{P, Q, x, t, \alpha, \beta, a, b, c\} \leftrightarrow \{U, V, t, x, \alpha^{-1}, \beta^{-1}, b, a, c^{-1}\}. \quad (36)$$

We define the Green's function $G_t(x, t, t_0)$ as the response to an impulsive point source $b(x, t) = \delta(x)\delta(t - t_0)$, hence

$$\partial_t(\beta\partial_t G_t) - \beta c^2 \partial_x^2 G_t = -\partial_x \delta(x)\delta(t - t_0), \quad (37)$$

with causality condition

$$G_t(x, t, t_0) = 0 \quad \text{for} \quad t < t_0. \quad (38)$$

This condition implies that $G_t(x, t, t_0)$ is outward propagating for $|x| \rightarrow \infty$. The subscript t in G_t denotes that this is the Green's function of a time-dependent material.

A simple representation for $U(x, t)$ is obtained when U and G_t are defined in the same material and both are outward propagating for $|x| \rightarrow \infty$. Whereas $U(x, t)$ is the response to a source distribution $b(x, t)$ (equation (35), assuming $a = 0$), $G_t(x, t, t_0)$ is the response to an impulsive point source at $x = 0$ at an arbitrary time t_0 (equation (37)). Because equations (35) and (37) are linear, a representation for $U(x, t)$ follows by applying Huygens' superposition principle. Assuming $b(x, t)$ is causal, i.e., $b(x, t) = 0$ for $t < 0$, this gives

$$U(x, t) = \int_{-\infty}^{\infty} dx' \int_0^t G_t(x - x', t, t') b(x', t') dt'. \quad (39)$$

Using equation (3), a representation for $P(x, t)$ follows from $P(x, t) = \frac{1}{\alpha(t)} U(x, t)$, with $U(x, t)$ given by equation (39). The representation of equation (39) is a special case of the more general representation for a time-dependent material, derived in section 7.2.

We discuss a numerical example of an acoustic Green's function for a piecewise constant material, consisting of five time-independent slabs. Following the mapping of equation (36), we construct this material from the material used for the numerical example in section 4.1, with

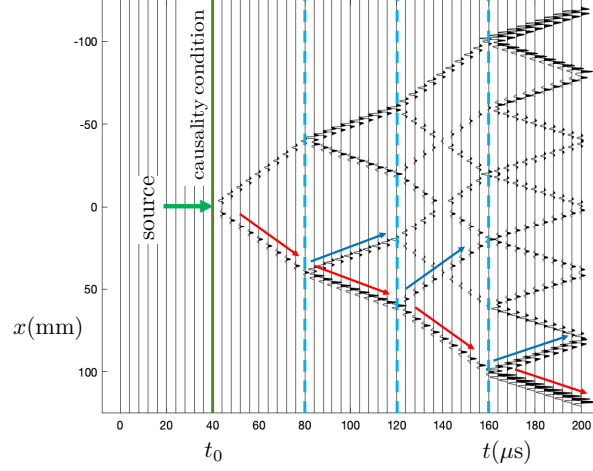


Figure 3. Green's function $G_t(x, t, t_0)$ (convolved with a spatial wavelet) for a time-dependent material.

time and space interchanged and with the reciprocal propagation velocities. For convenience, we define 1 km as the unit of distance and 1 km/s as the unit of velocity. With this definition, the reciprocal propagation velocities are 1.0, 1.0, 0.5, 1.0 and 0.455 km/s, respectively. The half-times before and after the time-dependent material are constant, with the same velocities as the first and last slab, respectively. Note that 1 mm, which is actually 1 μ km, maps to 1 μ s and vice-versa. Hence, the slab thickness of 40 mm is mapped to a slab duration of 40 μ s. The source is located between the first and second slab, at $t_0 = 40 \mu$ s. Figure 3 shows an x, t -diagram of $G_t(x, t, t_0)$, convolved with a spatial wavelet with a central wavenumber $k_0/2\pi = 300 * 10^3 \text{ km}^{-1}$. The causality condition implies that the field left of the green line is zero. The red arrows indicate the rightward propagating primary wave and the blue arrows the leftward propagating primary reflections. Multiple reflections are also clearly visible.

Since the causality conditions (equations (31) and (38)) do not follow the mapping of equation (36), the x, t -diagrams of the Green's functions for space-dependent and time-dependent materials (Figures 2 and 3) are very different. For the specially designed case considered here (with reciprocal velocities), only the rightward propagating primary waves (indicated by the red arrows) show the same kinematical behaviour in both cases (but they have different amplitudes). All other events are different in these figures. In section 10 we discuss propagator matrices for space-dependent and time-dependent materials and show that these follow the mapping of equation (36) for all events.

5 PROPAGATION INVARIANTS

5.1 Space-dependent material

We derive propagation invariants for a space-dependent material with parameters $\alpha(x)$ and $\beta(x)$. Given a space- and time-dependent function $P(x, t)$, we define its temporal Fourier transform as

$$\hat{P}(x, \omega) = \int_{-\infty}^{\infty} P(x, t) \exp\{i\omega t\} dt. \quad (40)$$

With this definition, derivatives with respect to time transform to multiplications with $-i\omega$. Hence, equations (27) and (28) transform to

$$-i\omega\alpha\hat{P} + \partial_x\hat{Q} = \hat{a}, \quad (41)$$

$$-i\omega\beta\hat{Q} + \partial_x\hat{P} = \hat{b}. \quad (42)$$

In the following we consider two independent states, indicated by subscripts A and B , obeying equations (41) and (42). In the most general case, sources, material parameters and wave fields may be different in the two states. We derive relations between these states. First we consider the quantity $\partial_x\{\hat{P}_A\hat{Q}_B - \hat{Q}_A\hat{P}_B\}$. Applying the product rule for differentiation, using equations (41) and (42) for states A and B to get rid of the derivatives, we obtain

$$\begin{aligned} \partial_x\{\hat{P}_A\hat{Q}_B - \hat{Q}_A\hat{P}_B\} &= i\omega(\alpha_B - \alpha_A)\hat{P}_A\hat{P}_B - i\omega(\beta_B - \beta_A)\hat{Q}_A\hat{Q}_B \\ &\quad - \hat{a}_A\hat{P}_B + \hat{b}_A\hat{Q}_B + \hat{P}_A\hat{a}_B - \hat{Q}_A\hat{b}_B. \end{aligned} \quad (43)$$

This is the local reciprocity theorem of the time-convolution type (de Hoop 1995), in which products like $\hat{P}_A\hat{Q}_B$ correspond to convolutions along the time coordinate in the x, t -domain. Next, we consider the quantity $\partial_x\{\hat{P}_A^*\hat{Q}_B + \hat{Q}_A^*\hat{P}_B\}$ and apply the same operations, yielding

$$\begin{aligned} \partial_x\{\hat{P}_A^*\hat{Q}_B + \hat{Q}_A^*\hat{P}_B\} &= i\omega(\alpha_B - \alpha_A)\hat{P}_A^*\hat{P}_B + i\omega(\beta_B - \beta_A)\hat{Q}_A^*\hat{Q}_B \\ &\quad + \hat{a}_A^*\hat{P}_B + \hat{b}_A^*\hat{Q}_B + \hat{P}_A^*\hat{a}_B + \hat{Q}_A^*\hat{b}_B. \end{aligned} \quad (44)$$

This is the local reciprocity theorem of the time-correlation type (de Hoop 1995; Bojarski 1983), in which products like $\hat{P}_A^*\hat{Q}_B$ correspond to correlations along the time coordinate in the x, t -domain. In section 6.1 we will use equations (43) and (44) as the basis for deriving

global reciprocity theorems of the time-convolution and time-correlation type. Here we use these equations to derive propagation invariants for a space-dependent material. To this end we take identical material parameters in states A and B and we assume that there are no sources. With this, equations (43) and (44) simplify to

$$\partial_x \{\hat{P}_A \hat{Q}_B - \hat{Q}_A \hat{P}_B\} = 0, \quad (45)$$

$$\partial_x \{\hat{P}_A^* \hat{Q}_B + \hat{Q}_A^* \hat{P}_B\} = 0, \quad (46)$$

hence, $\hat{P}_A \hat{Q}_B - \hat{Q}_A \hat{P}_B$ and $\hat{P}_A^* \hat{Q}_B + \hat{Q}_A^* \hat{P}_B$ are space-propagation invariants, i.e., they are independent of the space coordinate x . This holds for continuously varying material parameters $\alpha(x)$ and $\beta(x)$. For a material with piecewise continuous parameters, the boundary conditions state that \hat{P} and \hat{Q} are continuous at all points where $\alpha(x)$ and $\beta(x)$ are discontinuous. This implies that the space-propagation invariants also hold for a space-dependent material with piecewise continuous parameters. Propagation invariants find applications in the analysis of symmetry properties of reflection and transmission responses and have been used for the design of efficient numerical modelling schemes (Haines 1988; Kennett et al. 1990; Koketsu et al. 1991; Takenaka et al. 1993).

For the special case that the wave fields in states A and B are identical, we may drop the subscripts A and B . The first space-propagation invariant then vanishes and is no longer useful. The second space-propagation invariant simplifies to $2\Re\{\hat{P}^* \hat{Q}\}$. We define $\hat{j}(x, \omega) = \frac{1}{2}\Re\{\hat{P}^* \hat{Q}\}$ as the net power-flux density in the x -direction in the x, ω -domain (but note that $\hat{j}(x, \omega)$ is not the temporal Fourier transform of $j(x, t)$). Hence, the net power-flux density is conserved (i.e., it is independent of x) in a space-dependent material with piecewise continuous parameters.

5.2 Time-dependent material

We derive propagation invariants for a time-dependent material with parameters $\alpha(t)$ and $\beta(t)$. Given a space- and time-dependent function $U(x, t)$, we define its spatial Fourier transform as

$$\check{U}(k, t) = \int_{-\infty}^{\infty} U(x, t) \exp\{-ikx\} dx. \quad (47)$$

Following common conventions, we use opposite signs in the exponentials in the temporal and spatial transforms (equations (40) and (47)). With this definition, derivatives with respect to space transform to multiplications with ik . Hence, equations (33) and (34) transform to

$$\partial_t \check{U} + \frac{ik}{\beta} \check{V} = \check{a}, \quad (48)$$

$$\partial_t \check{V} + \frac{ik}{\alpha} \check{U} = \check{b}. \quad (49)$$

Note that equations (41) and (42) can be transformed into equations (49) and (48) and vice-versa, by the following modified mapping

$$\{\hat{P}, \hat{Q}, x, \omega, \alpha, \beta, \hat{a}, \hat{b}, c\} \leftrightarrow \{\check{U}, \check{V}, t, -k, \alpha^{-1}, \beta^{-1}, \check{b}, \check{a}, c^{-1}\}. \quad (50)$$

In the following we consider two independent states, indicated by subscripts A and B , obeying equations (48) and (49). In the most general case, sources, material parameters and wave fields may be different in the two states. Applying the mapping of equation (50) to equations (43) and (44) yields the local reciprocity theorems of the space-convolution and space-correlation type, in which products like $\check{U}_A \check{V}_B$ and $\check{U}_A^* \check{V}_B$ correspond to convolutions and correlations, respectively, along the space coordinate in the x, t -domain. In section 6.2 we derive global reciprocity theorems of the space-convolution and space-correlation type. Here we derive propagation invariants for a time-dependent material. To this end we take identical material parameters in states A and B and we assume that there are no sources. Applying the mapping of equation (50) to equations (45) and (46) yields

$$\partial_t \{\check{U}_A \check{V}_B - \check{V}_A \check{U}_B\} = 0, \quad (51)$$

$$\partial_t \{\check{U}_A^* \check{V}_B + \check{V}_A^* \check{U}_B\} = 0, \quad (52)$$

hence, $\check{U}_A \check{V}_B - \check{V}_A \check{U}_B$ and $\check{U}_A^* \check{V}_B + \check{V}_A^* \check{U}_B$ are time-propagation invariants, i.e., they are independent of the time coordinate t . This holds for continuously varying material parameters $\alpha(t)$ and $\beta(t)$. For a material with piecewise continuous parameters, the boundary conditions state that \check{U} and \check{V} are continuous at all time instants where $\alpha(t)$ and $\beta(t)$ are discontinuous. This implies that the time-propagation invariants also hold for a time-dependent material with piecewise continuous parameters.

For the special case that the wave fields in states A and B are identical, we may drop the subscripts A and B . The first time-propagation invariant then vanishes and is no longer useful. The second time-propagation invariant simplifies to $2\Re\{\check{U}^*\check{V}\}$. We define $\check{M}(k, t) = \Re\{\check{U}^*\check{V}\}$ as the net field-momentum density in the x -direction in the k, t -domain (but note that $\check{M}(k, t)$ is not the spatial Fourier transform of $M(x, t)$). Hence, the net field-momentum density is conserved (i.e., it is independent of t) in a time-dependent material with piecewise continuous parameters. Using equations (3), (4) and (6), we obtain for the net power-flux density $\check{j}(k, t)$, defined as $\frac{1}{2}\Re\{\check{P}^*\check{Q}\}$,

$$\check{j}(k, t) = \frac{c^2(t)}{2}\check{M}(k, t). \quad (53)$$

Hence, whereas the net field-momentum density $\check{M}(k, t)$ is conserved, the net power-flux density $\check{j}(k, t)$ is not conserved (i.e., it is dependent on t) in a time-dependent material with piecewise continuous parameters, see also the remarks below equation (25).

6 RECIPROCITY THEOREMS

6.1 Space-dependent material

We derive reciprocity theorems for a space-dependent material with piecewise continuous parameters $\alpha(x)$ and $\beta(x)$. Integrating both sides of equations (43) and (44) from x_b to x_e (with subscripts b and e standing for “begin” and “end”), taking into account that \hat{P} and \hat{Q} are continuous at points where $\alpha(x)$ and $\beta(x)$ are discontinuous, yields

$$\begin{aligned} \left\{ \hat{P}_A \hat{Q}_B - \hat{Q}_A \hat{P}_B \right\} \Big|_{x_b}^{x_e} &= \int_{x_b}^{x_e} \left(i\omega(\alpha_B - \alpha_A) \hat{P}_A \hat{P}_B - i\omega(\beta_B - \beta_A) \hat{Q}_A \hat{Q}_B \right. \\ &\quad \left. - \hat{a}_A \hat{P}_B + \hat{b}_A \hat{Q}_B + \hat{P}_A \hat{a}_B - \hat{Q}_A \hat{b}_B \right) dx, \end{aligned} \quad (54)$$

$$\begin{aligned} \left\{ \hat{P}_A^* \hat{Q}_B + \hat{Q}_A^* \hat{P}_B \right\} \Big|_{x_b}^{x_e} &= \int_{x_b}^{x_e} \left(i\omega(\alpha_B - \alpha_A) \hat{P}_A^* \hat{P}_B + i\omega(\beta_B - \beta_A) \hat{Q}_A^* \hat{Q}_B \right. \\ &\quad \left. + \hat{a}_A^* \hat{P}_B + \hat{b}_A^* \hat{Q}_B + \hat{P}_A^* \hat{a}_B + \hat{Q}_A^* \hat{b}_B \right) dx. \end{aligned} \quad (55)$$

These are the global reciprocity theorems of the time-convolution and time-correlation type, respectively, for a space-dependent material (de Hoop 1995; Bojarski 1983). We use equation (54) in section 7.1 to derive a general wave field representation and in section 8.1 we use

equation (55) to derive an expression for Green's function retrieval, both for space-dependent materials. Here we discuss two special cases.

First we derive an expression for source-receiver reciprocity of the Green's function of a space-dependent material from equation (54). To this end we take identical material parameters in both states, i.e., $\alpha_A = \alpha_B = \alpha$ and $\beta_A = \beta_B = \beta$ and we assume that the material is homogeneous for $x < x_b$ and for $x > x_e$. For state A we take a unit source at x_A between x_b and x_e , and we substitute $\hat{a}_A(x, \omega) = \delta(x - x_A)$, $\hat{b}_A(x, \omega) = 0$, $\hat{P}_A(x, \omega) = \hat{G}_x(x, x_A, \omega)$ and, using equation (42), $\hat{Q}_A(x, \omega) = \frac{1}{i\omega\beta(x)}\partial_x \hat{G}_x(x, x_A, \omega)$. For state B we take a unit source at x_B between x_b and x_e , and we substitute similar expressions. At x_b and x_e the field is leftward and rightward propagating, respectively (see for example Figure 2, with $x_b = 0$ and $x_e = 200$ mm). Hence

$$\hat{Q}_A(x_b, \omega) = \frac{1}{i\omega\beta(x_b)}\partial_x \hat{G}_x(x, x_A, \omega)|_{x=x_b} = -\frac{1}{\eta(x_b)}\hat{G}_x(x_b, x_A, \omega), \quad (56)$$

$$\hat{Q}_A(x_e, \omega) = \frac{1}{i\omega\beta(x_e)}\partial_x \hat{G}_x(x, x_A, \omega)|_{x=x_e} = +\frac{1}{\eta(x_e)}\hat{G}_x(x_e, x_A, \omega), \quad (57)$$

with $\eta = \beta c$, and similar expressions for state B . With this, the left-hand side of equation (54) vanishes. From the remaining terms on the right-hand side we obtain

$$\hat{G}_x(x_B, x_A, \omega) = \hat{G}_x(x_A, x_B, \omega), \quad (58)$$

or, in the space-time domain,

$$G_x(x_B, x_A, t) = G_x(x_A, x_B, t), \quad (59)$$

which formulates source-receiver reciprocity for a space-dependent material. These expressions remain valid for arbitrary x_A and x_B when taking $x_b \rightarrow -\infty$ and $x_e \rightarrow \infty$.

Next, we derive a power balance for a space-dependent material from equation (55). Taking identical states A and B (hence, identical sources, material parameters and wave fields), we drop the subscripts A and B . Equation (55) thus yields

$$\hat{\mathbf{j}}(x, \omega) \Big|_{x_b}^{x_e} = \frac{1}{2} \Re \int_{x_b}^{x_e} (\hat{a}^* \hat{P} + \hat{b}^* \hat{Q}) dx. \quad (60)$$

This equation states that the power generated by sources in the region between x_b and x_e

(the right-hand side) is equal to the power leaving this region (the left-hand side). Hence, this equation formulates the power balance for a space-dependent material.

6.2 Time-dependent material

We derive reciprocity theorems for a time-dependent material with piecewise continuous parameters $\alpha(t)$ and $\beta(t)$. Applying the mapping of equation (50) to equations (54) and (55) yields

$$\left\{ \check{U}_A \check{V}_B - \check{V}_A \check{U}_B \right\} \Big|_{t_b}^{t_e} = \int_{t_b}^{t_e} \left(-ik(\alpha_B^{-1} - \alpha_A^{-1}) \check{U}_A \check{U}_B + ik(\beta_B^{-1} - \beta_A^{-1}) \check{V}_A \check{V}_B - \check{b}_A \check{U}_B + \check{a}_A \check{V}_B + \check{U}_A \check{b}_B - \check{V}_A \check{a}_B \right) dt, \quad (61)$$

$$\left\{ \check{U}_A^* \check{V}_B + \check{V}_A^* \check{U}_B \right\} \Big|_{t_b}^{t_e} = \int_{t_b}^{t_e} \left(-ik(\alpha_B^{-1} - \alpha_A^{-1}) \check{U}_A^* \check{U}_B - ik(\beta_B^{-1} - \beta_A^{-1}) \check{V}_A^* \check{V}_B + \check{b}_A^* \check{U}_B + \check{a}_A^* \check{V}_B + \check{U}_A^* \check{b}_B + \check{V}_A^* \check{a}_B \right) dt. \quad (62)$$

These are the global reciprocity theorems of the space-convolution and space-correlation type, respectively, for a time-dependent material. We use equation (61) in section 7.2 to derive a general wave field representation and in section 8.2 we use equation (62) to derive an expression for Green's function retrieval, both for time-dependent materials. Here we discuss two special cases.

First we derive an expression for source-receiver reciprocity of the Green's function of a time-dependent material from equation (61). Since the causality conditions for the Green's functions do not obey the mapping of equation (36), the derivation of source-receiver reciprocity is different from that in section 6.1. In particular, for the Green's function of a time-dependent material there is not an equivalent of leftward and rightward propagating waves at t_b and t_e , respectively (see for example Figure 3, with $t_b = 0$ and $t_e = 200 \mu\text{s}$). We take again $\alpha_A = \alpha_B = \alpha$ and $\beta_A = \beta_B = \beta$. For state A we take an impulsive source at t_A between t_b and t_e , according to $\check{b}_A(k, t) = \delta(t - t_A)$ and $\check{a}_A(k, t) = 0$. However, we define $\check{U}_A(k, t) = \check{G}_t^a(k, t, t_A)$, where $\check{G}_t^a(k, t, t_A)$ is the acausal Green's function, i.e., $\check{G}_t^a(k, t, t_A) = 0$ for $t > t_A$ (hence, the impulse at t_A is actually a sink). Using equation (48) we have $\check{V}_A(k, t) = -\frac{\beta(t)}{ik} \partial_t \check{G}_t^a(k, t, t_A)$. For state B we take an impulsive source at t_B between t_b and t_e , according to $\check{b}_B(k, t) = \delta(t - t_B)$ and $\check{a}_B(k, t) = 0$. We define $\check{U}_B(k, t) = \check{G}_t(k, t, t_B)$,

where $\check{G}_t(k, t, t_B)$ is the causal Green's function, i.e., $\check{G}_t(k, t, t_B) = 0$ for $t < t_B$. Moreover, $\check{V}_B(k, t) = -\frac{\beta(t)}{ik} \partial_t \check{G}_t(k, t, t_B)$. With these definitions, the acausal Green's function is zero at t_e and the causal Green's function is zero at t_b (the latter is seen for example in Figure 3, with $t_b = 0$). With this, the left-hand side of equation (61) vanishes. From the remaining terms on the right-hand side we obtain

$$\check{G}_t^a(k, t_B, t_A) = \check{G}_t(k, t_A, t_B), \quad (63)$$

or, in the space-time domain,

$$G_t^a(x, t_B, t_A) = G_t(x, t_A, t_B), \quad (64)$$

which formulates source-receiver reciprocity for a time-dependent material. These expressions remain valid for arbitrary t_A and t_B when taking $t_b \rightarrow -\infty$ and $t_e \rightarrow \infty$. Note that for $t_A < t_B$ these expressions reduce to the trivial relation $0 = 0$.

Next, we derive a field-momentum balance for a time-dependent material from equation (62). Taking identical states A and B we drop the subscripts A and B . Equation (62) thus yields

$$\check{M}(k, t) \Big|_{t_b}^{t_e} = \Re \int_{t_b}^{t_e} (\check{b}^* \check{U} + \check{a}^* \check{V}) dt. \quad (65)$$

This equation states that the field momentum generated by sources in the interval between t_b and t_e (the right-hand side) is equal to the field momentum leaving this interval (the left-hand side). Hence, this equation formulates the field-momentum balance for a time-dependent material.

7 GENERAL WAVE FIELD REPRESENTATIONS

7.1 Space-dependent material

We derive a general wave field representation for a space-dependent material with piecewise continuous parameters $\alpha(x)$ and $\beta(x)$. Our starting point is the global reciprocity theorem of the time-convolution type for a space-dependent material, formulated by equation (54). For state A we take the Green's state, hence, we substitute $\hat{a}_A(x, \omega) = \delta(x - x_A)$, $\hat{b}_A(x, \omega) = 0$,

$\hat{P}_A(x, \omega) = \hat{G}_x(x, x_A, \omega)$ and $\hat{Q}_A(x, \omega) = \frac{1}{i\omega\beta_A(x)}\partial_x\hat{G}_x(x, x_A, \omega)$. For state B we take the actual field and drop the subscripts B . Substitution into equation (54), using reciprocity relation (58), this yields the following classical representation

$$\begin{aligned} \chi(x_A)\hat{P}(x_A, \omega) &= \int_{x_b}^{x_e} \left(\hat{G}_x(x_A, x, \omega)\hat{a}(x, \omega) - \frac{1}{i\omega\beta_A(x)}\{\partial_x\hat{G}_x(x_A, x, \omega)\}\hat{b}(x, \omega) \right) dx \\ &+ \int_{x_b}^{x_e} \left(i\omega\hat{G}_x(x_A, x, \omega)\Delta\alpha(x)\hat{P}(x, \omega) - \frac{1}{\beta_A(x)}\{\partial_x\hat{G}_x(x_A, x, \omega)\}\Delta\beta(x)\hat{Q}(x, \omega) \right) dx \\ &- \left(\hat{G}_x(x_A, x, \omega)\hat{Q}(x, \omega) - \frac{1}{i\omega\beta_A(x)}\{\partial_x\hat{G}_x(x_A, x, \omega)\}\hat{P}(x, \omega) \right) \Big|_{x_b}^{x_e}, \end{aligned} \quad (66)$$

with

$$\Delta\alpha(x) = \alpha(x) - \alpha_A(x), \quad (67)$$

$$\Delta\beta(x) = \beta(x) - \beta_A(x), \quad (68)$$

and where $\chi(x_A)$ is the characteristic function, defined as

$$\chi(x_A) = \begin{cases} 1 & \text{for } x_b < x_A < x_e, \\ \frac{1}{2} & \text{for } x_A = x_b \quad \text{or} \quad x_A = x_e, \\ 0 & \text{for } x_A < x_b \quad \text{or} \quad x_A > x_e. \end{cases} \quad (69)$$

Equation (66) is a generalisation of equation (32), transformed to the frequency domain. It expresses the wave field at any point x_A between x_b and x_e (including these points). The first term on the right-hand side accounts for the contribution of the sources between x_b and x_e , the second term describes scattering due to the material contrast functions $\Delta\alpha(x)$ and $\Delta\beta(x)$, and the last term describes contributions from the fields at x_b and x_e . The representation of equation (66) finds applications in the analysis of wave scattering problems in space-dependent materials (de Hoop 1995; Morse & Feshbach 1953; Born & Wolf 1965; Oristaglio 1989).

7.2 Time-dependent material

We derive a general wave field representation for a time-dependent material with piecewise continuous parameters $\alpha(t)$ and $\beta(t)$. Our starting point is the global reciprocity theorem of the space-convolution type for a time-dependent material, formulated by equation (61). In

anticipation of using the reciprocity relation (63), for state A we take the acausal Green's state, hence, we substitute $\check{b}_A(k, t) = \delta(t - t_A)$, $\check{a}_A(k, t) = 0$, $\check{U}_A(k, t) = \check{G}_t^a(k, t, t_A)$ and $\check{V}_A(k, t) = -\frac{\beta_A(t)}{ik} \partial_t \check{G}_t^a(k, t, t_A)$. For state B we take the actual field and drop the subscripts B . Substitution into equation (61), using reciprocity relation (63), this yields the following representation

$$\begin{aligned} \chi(t_A) \check{U}(k, t_A) &= \int_{t_b}^{t_e} \left(\check{G}_t(k, t_A, t) \check{b}(k, t) + \frac{\beta_A(t)}{ik} \{ \partial_t \check{G}_t(k, t_A, t) \} \check{a}(k, t) \right) dt \\ &- \int_{t_b}^{t_e} \left(ik \check{G}_t(k, t_A, t) \Delta \alpha^{-1}(t) \check{U}(k, t) + \beta_A(t) \{ \partial_t \check{G}_t(k, t_A, t) \} \Delta \beta^{-1}(t) \check{V}(k, t) \right) dt \\ &- \left(\check{G}_t(k, t_A, t) \check{V}(k, t) + \frac{\beta_A(t)}{ik} \{ \partial_t \check{G}_t(k, t_A, t) \} \check{U}(k, t) \right) \Big|_{t_b}^{t_e}, \end{aligned} \quad (70)$$

with

$$\Delta \alpha^{-1}(t) = \alpha^{-1}(t) - \alpha_A^{-1}(t), \quad (71)$$

$$\Delta \beta^{-1}(t) = \beta^{-1}(t) - \beta_A^{-1}(t), \quad (72)$$

and where $\chi(t_A)$ is the characteristic function, defined as

$$\chi(t_A) = \begin{cases} 1 & \text{for } t_b < t_A < t_e, \\ \frac{1}{2} & \text{for } t_A = t_b \text{ or } t_A = t_e, \\ 0 & \text{for } t_A < t_b \text{ or } t_A > t_e. \end{cases} \quad (73)$$

Equation (70) is a generalisation of equation (39), transformed to the wavenumber domain. It expresses the wave field at any time t_A between t_b and t_e (including these time instants). The first term on the right-hand side accounts for the contribution of the sources between t_b and t_e , the second term describes scattering due to the material contrast functions $\Delta \alpha^{-1}(t)$ and $\Delta \beta^{-1}(t)$, and the last term describes contributions from the fields at t_b and t_e . The representation of equation (70) finds potential applications in the analysis of wave scattering problems in time-dependent materials.

8 GREEN'S FUNCTION RETRIEVAL

8.1 Space-dependent material

Under specific circumstances, the correlation of passive wave measurements by two receivers yields the response to an impulsive source at the position of one of these receivers, measured by the other receiver (i.e., the Green's function between the receivers). This concept has found numerous applications in ultrasonics (Weaver & Lobkis 2001, 2002; Malcolm et al. 2004), seismology (Campillo & Paul 2003; Wapenaar 2004; Snieder 2004; Schuster et al. 2004; Shapiro et al. 2005; Lin et al. 2009; Ruigrok & Wapenaar 2012), ocean acoustics (Roux et al. 2004; Sabra et al. 2005), infrasound (Haney 2009; Fricke et al. 2014), medical imaging (Sabra et al. 2007; Benech et al. 2013) and engineering (Snieder & Şafak 2006; Kohler et al. 2007).

Following the approach Wapenaar (2004) and Van Manen et al. (2005), we use the global reciprocity theorem of the time-correlation type (equation (55)) to derive an expression for Green's function retrieval for a space-dependent material with piecewise continuous parameters $\alpha(x)$ and $\beta(x)$. To this end, we take identical material parameters in both states, i.e., $\alpha_A = \alpha_B = \alpha$ and $\beta_A = \beta_B = \beta$ and we assume that the material is homogeneous for $x < x_b$ and for $x > x_e$. For state A we take a unit source at x_A between x_b and x_e , and we substitute $\hat{a}_A(x, \omega) = \delta(x - x_A)$, $\hat{b}_A(x, \omega) = 0$ and $\hat{P}_A(x, \omega) = \hat{G}_x(x, x_A, \omega)$; for $\hat{Q}_A(x, \omega)$ we use equations (56) and (57). For state B we take a unit source at x_B between x_b and x_e , and we substitute similar expressions. Furthermore, we use the source-receiver reciprocity relation of equation (58). This yields

$$2\Re\{\hat{G}_x(x_B, x_A, \omega)\} = \frac{2}{\eta(x_b)}\hat{G}_x^*(x_A, x_b, \omega)\hat{G}_x(x_B, x_b, \omega) + \frac{2}{\eta(x_e)}\hat{G}_x^*(x_A, x_e, \omega)\hat{G}_x(x_B, x_e, \omega). \quad (74)$$

The first term on the right-hand side is the temporal Fourier transform of the time correlation of measurements by receivers at positions x_A and x_B , in response to an impulsive source at x_b . The second term has a similar interpretation, except that the impulsive source is at x_e . The left-hand side is the temporal Fourier transform of $G_x(x_B, x_A, t) + G_x(x_B, x_A, -t)$. Hence, the Green's function $G_x(x_B, x_A, t)$ between x_A and x_B is retrieved by taking the causal part of the time correlations of measurements at positions x_A and x_B . Note that this is independent of the

positions x_b and x_e of the sources, as long as the receivers are located between these sources. When the impulsive sources at x_b and x_e are replaced by uncorrelated noise sources, the retrieved response is the Green's function $G_x(x_B, x_A, t)$, convolved with the autocorrelation of the noise.

8.2 Time-dependent material

Following a similar approach as in section 8.1, we use the global reciprocity theorem of the space-correlation type (equation (62)) to derive an expression for Green's function retrieval for a time-dependent material with piecewise continuous parameters $\alpha(t)$ and $\beta(t)$. We take again $\alpha_A = \alpha_B = \alpha$ and $\beta_A = \beta_B = \beta$. For state A we take a unit sink at t_A between t_b and t_e and we substitute $\check{b}_A(k, t) = \delta(t - t_A)$, $\check{a}_A(k, t) = 0$, $\check{U}_A(k, t) = \check{G}_t^a(k, t, t_A)$ and $\check{V}_A(k, t) = -\frac{\beta(t)}{ik} \partial_t \check{G}_t^a(k, t, t_A)$, where $\check{G}_t^a(k, t, t_A)$ is the acausal Green's function. For state B we take a unit sink at t_B between t_b and t_e , and we substitute similar expressions. Furthermore, we use the source-receiver reciprocity relation of equation (63). This yields

$$\check{G}_t(k, t_B, t_A) + \check{G}_t^*(k, t_A, t_B) = \frac{\beta(t_b)}{ik} \left[\check{G}_t^*(k, t_A, t) \partial_t \check{G}_t(k, t_B, t) - \{ \partial_t \check{G}_t^*(k, t_A, t) \} \check{G}_t(k, t_B, t) \right]_{t=t_b}. \quad (75)$$

The first term on the right-hand side is the spatial Fourier transform of the space correlation of measurements by receivers at time instants t_A and t_B , in response to an impulsive source and its time-derivative, respectively, at t_b . The second term has a similar interpretation, except that the impulsive source and its time-derivative are interchanged. The left-hand side is the spatial Fourier transform of $G_t(x, t_B, t_A) + G_t(-x, t_A, t_B)$. Hence, the Green's function $G_t(x, t_B, t_A)$ (when $t_B > t_A$) or $G_t(-x, t_A, t_B)$ (when $t_B < t_A$) between t_A and t_B is retrieved from the space correlations of measurements at time instants t_A and t_B . Note that this is independent of the time instant t_b of the source, as long as t_A and t_B are both larger than t_b . Unlike the two-sided representation of equation (74), which requires sources at x_b and x_e , this is a single-sided representation, which requires sources at t_b only. Note that the time-derivatives act on a superposition of left- and right-going waves at t_b , hence, the right-hand side cannot be further simplified.

9 MATRIX-VECTOR WAVE EQUATION

9.1 Space-dependent material

For a space-dependent material with continuous parameters $\alpha(x)$ and $\beta(x)$, equations (27) and (28) can be combined into the following matrix-vector wave equation in the x, t -domain

$$\partial_x \mathbf{q}_x = \mathbf{A}_x \mathbf{q}_x + \mathbf{d}_x, \quad (76)$$

with wave vector $\mathbf{q}_x(x, t)$, operator matrix $\mathbf{A}_x(x, t)$ and source vector $\mathbf{d}_x(x, t)$ defined as

$$\mathbf{q}_x = \begin{pmatrix} P \\ Q \end{pmatrix}, \quad \mathbf{A}_x = \begin{pmatrix} 0 & -\beta \partial_t \\ -\alpha \partial_t & 0 \end{pmatrix}, \quad \mathbf{d}_x = \begin{pmatrix} b \\ a \end{pmatrix}. \quad (77)$$

For a space-dependent material with piecewise continuous parameters, these equations are supplemented with boundary conditions at all points where $\alpha(x)$ and $\beta(x)$ are discontinuous. The boundary condition is that $\mathbf{q}_x(x, t)$ is continuous at those points.

Using the temporal Fourier transform defined in equation (40), we obtain the following matrix-vector wave equation in the x, ω -domain

$$\partial_x \hat{\mathbf{q}}_x = \hat{\mathbf{A}}_x \hat{\mathbf{q}}_x + \hat{\mathbf{d}}_x, \quad (78)$$

with wave vector $\hat{\mathbf{q}}_x(x, \omega)$, matrix $\hat{\mathbf{A}}_x(x, \omega)$ and source vector $\hat{\mathbf{d}}_x(x, \omega)$ defined as

$$\hat{\mathbf{q}}_x = \begin{pmatrix} \hat{P} \\ \hat{Q} \end{pmatrix}, \quad \hat{\mathbf{A}}_x = \begin{pmatrix} 0 & i\omega\beta \\ i\omega\alpha & 0 \end{pmatrix}, \quad \hat{\mathbf{d}}_x = \begin{pmatrix} \hat{b} \\ \hat{a} \end{pmatrix}. \quad (79)$$

Note that matrix $\hat{\mathbf{A}}_x(x, \omega)$ obeys the following symmetry properties

$$\hat{\mathbf{A}}_x^t \mathbf{N} = -\mathbf{N} \hat{\mathbf{A}}_x, \quad (80)$$

$$\hat{\mathbf{A}}_x^\dagger \mathbf{K} = -\mathbf{K} \hat{\mathbf{A}}_x, \quad (81)$$

$$\hat{\mathbf{A}}_x^* \mathbf{J} = \mathbf{J} \hat{\mathbf{A}}_x, \quad (82)$$

where superscript t denotes transposition, superscript \dagger denotes transposition and complex

conjugation, and where

$$\mathbf{N} = \begin{pmatrix} 0 & 1 \\ -1 & 0 \end{pmatrix}, \quad \mathbf{K} = \begin{pmatrix} 0 & 1 \\ 1 & 0 \end{pmatrix}, \quad \mathbf{J} = \begin{pmatrix} 1 & 0 \\ 0 & -1 \end{pmatrix}. \quad (83)$$

9.2 Time-dependent material

Applying the mapping of equation (36) to equations (76) and (77) yields the following matrix-vector wave equation in the x, t -domain for a time-dependent material with continuous parameters $\alpha(t)$ and $\beta(t)$

$$\partial_t \mathbf{q}_t = \mathbf{A}_t \mathbf{q}_t + \mathbf{d}_t, \quad (84)$$

with wave vector $\mathbf{q}_t(x, t)$, operator matrix $\mathbf{A}_t(x, t)$ and source vector $\mathbf{d}_t(x, t)$ defined as

$$\mathbf{q}_t = \begin{pmatrix} U \\ V \end{pmatrix}, \quad \mathbf{A}_t = \begin{pmatrix} 0 & -\frac{1}{\beta} \partial_x \\ -\frac{1}{\alpha} \partial_x & 0 \end{pmatrix}, \quad \mathbf{d}_t = \begin{pmatrix} a \\ b \end{pmatrix}. \quad (85)$$

For a time-dependent material with piecewise continuous parameters, these equations are supplemented with boundary conditions at all points where $\alpha(t)$ and $\beta(t)$ are discontinuous.

The boundary condition is that $\mathbf{q}_t(x, t)$ is continuous at those points.

Applying the mapping of equation (50) to equations (78) and (79), we obtain the following matrix-vector wave equation in the k, t -domain

$$\partial_t \check{\mathbf{q}}_t = \check{\mathbf{A}}_t \check{\mathbf{q}}_t + \check{\mathbf{d}}_t, \quad (86)$$

with

$$\check{\mathbf{q}}_t = \begin{pmatrix} \check{U} \\ \check{V} \end{pmatrix}, \quad \check{\mathbf{A}}_t = \begin{pmatrix} 0 & -\frac{ik}{\beta} \\ -\frac{ik}{\alpha} & 0 \end{pmatrix}, \quad \check{\mathbf{d}}_t = \begin{pmatrix} \check{a} \\ \check{b} \end{pmatrix}. \quad (87)$$

Matrix $\check{\mathbf{A}}_t$ obeys the same symmetries as $\hat{\mathbf{A}}_x$, as formulated by equations (80)–(82).

10 PROPAGATOR MATRICES AND REPRESENTATIONS

10.1 Space-dependent material

For a space-dependent material, a propagator matrix “propagates” a wave field (represented as a vectorial quantity) from one plane in space to another (Thomson 1950; Haskell 1953; Gilbert & Backus 1966). It has found many applications, particularly in elastodynamic wave problems (Kennett 1972; Woodhouse 1974; Kennett 1983).

We define the propagator matrix $\mathbf{W}_x(x, x_0, t)$ for a space-dependent material with continuous parameters $\alpha(x)$ and $\beta(x)$ as the solution of matrix-vector equation (76) without the source term, hence

$$\partial_x \mathbf{W}_x = \mathbf{A}_x \mathbf{W}_x, \quad (88)$$

with operator matrix $\mathbf{A}_x(x, t)$ defined in equation (77) and with boundary condition

$$\mathbf{W}_x(x_0, x_0, t) = \mathbf{I}\delta(t), \quad (89)$$

where \mathbf{I} is the identity matrix.

A simple representation for the wave field vector $\mathbf{q}_x(x, t)$ obeying equation (76) is obtained when \mathbf{q}_x and \mathbf{W}_x are defined in the same source-free material between x_0 and x (where x can be either larger or smaller than x_0). Whereas $\mathbf{q}_x(x, t)$ can have any time-dependency at $x = x_0$, $\mathbf{W}_x(x, x_0, t)$ collapses to $\mathbf{I}\delta(t)$ at $x = x_0$. Because equations (76) and (88) are linear, a representation for $\mathbf{q}_x(x, t)$ follows by applying Huygens’ superposition principle, according to

$$\mathbf{q}_x(x, t) = \int_{-\infty}^{\infty} \mathbf{W}_x(x, x_0, t - t') \mathbf{q}_x(x_0, t') dt'. \quad (90)$$

Note that $\mathbf{W}_x(x, x_0, t)$ propagates the wave field vector \mathbf{q}_x from x_0 to x , hence the name “propagator matrix”. We partition $\mathbf{W}_x(x, x_0, t)$ as follows

$$\mathbf{W}_x(x, x_0, t) = \begin{pmatrix} W_x^{P,P} & W_x^{P,Q} \\ W_x^{Q,P} & W_x^{Q,Q} \end{pmatrix} (x, x_0, t). \quad (91)$$

The first and second superscripts refer to the wave field quantities in vector \mathbf{q}_x , defined in

equation (77), at x and x_0 , respectively. For more general representations with propagator matrices, including source terms and differences in material parameters (analogous to the representation with Green's functions discussed in section 7.1), see Wapenaar (2022).

Using the temporal Fourier transform defined in equation (40), we obtain the following space-frequency domain equation for $\hat{\mathbf{W}}_x(x, x_0, \omega)$

$$\partial_x \hat{\mathbf{W}}_x = \hat{\mathbf{A}}_x \hat{\mathbf{W}}_x, \quad (92)$$

with matrix $\hat{\mathbf{A}}_x(x, \omega)$ defined in equation (79) and with boundary condition

$$\hat{\mathbf{W}}_x(x_0, x_0, \omega) = \mathbf{I}. \quad (93)$$

The representation of equation (90) transforms to

$$\hat{\mathbf{q}}_x(x, \omega) = \hat{\mathbf{W}}_x(x, x_0, \omega) \hat{\mathbf{q}}_x(x_0, \omega). \quad (94)$$

By applying this equation recursively, it follows that $\hat{\mathbf{W}}_x$ obeys the following recursive expression

$$\hat{\mathbf{W}}_x(x_N, x_0, \omega) = \hat{\mathbf{W}}_x(x_N, x_{N-1}, \omega) \cdots \hat{\mathbf{W}}_x(x_n, x_{n-1}, \omega) \cdots \hat{\mathbf{W}}_x(x_1, x_0, \omega), \quad (95)$$

where $x_1 \cdots x_n \cdots x_{N-1}$ are points where the material parameters may be discontinuous. As a special case of equation (95) we obtain

$$\hat{\mathbf{W}}_x(x_{n-1}, x_n, \omega) \hat{\mathbf{W}}_x(x_n, x_{n-1}, \omega) = \hat{\mathbf{W}}_x(x_{n-1}, x_{n-1}, \omega) = \mathbf{I}, \quad (96)$$

from which it follows that $\hat{\mathbf{W}}_x(x_{n-1}, x_n, \omega)$ is the inverse of $\hat{\mathbf{W}}_x(x_n, x_{n-1}, \omega)$. For a homogeneous slab between x_{n-1} and x_n , with parameters α_n , β_n , $c_n = 1/\sqrt{\alpha_n \beta_n}$, $\eta_n = \sqrt{\beta_n / \alpha_n}$ and

thickness $\Delta x_n = x_n - x_{n-1}$, we have

$$\hat{W}_x^{P,P}(x_n, x_{n-1}, \omega) = \cos(\omega \Delta x_n / c_n), \quad (97)$$

$$\hat{W}_x^{P,Q}(x_n, x_{n-1}, \omega) = i\eta_n \sin(\omega \Delta x_n / c_n), \quad (98)$$

$$\hat{W}_x^{Q,P}(x_n, x_{n-1}, \omega) = \frac{i}{\eta_n} \sin(\omega \Delta x_n / c_n), \quad (99)$$

$$\hat{W}_x^{Q,Q}(x_n, x_{n-1}, \omega) = \cos(\omega \Delta x_n / c_n). \quad (100)$$

From equation (95), we obtain a similar recursive expression in the space-time domain, according to

$$\mathbf{W}_x(x_N, x_0, t) = \mathbf{W}_x(x_N, x_{N-1}, t) *_t \cdots *_t \mathbf{W}_x(x_n, x_{n-1}, t) *_t \cdots *_t \mathbf{W}_x(x_1, x_0, t), \quad (101)$$

where $*_t$ denotes a time convolution (more formally defined in equation (90)). For a homogeneous slab between x_{n-1} and x_n , we find from equations (97)–(100)

$$W_x^{P,P}(x_n, x_{n-1}, t) = \frac{1}{2} \{ \delta(t - \Delta x_n / c_n) + \delta(t + \Delta x_n / c_n) \}, \quad (102)$$

$$W_x^{P,Q}(x_n, x_{n-1}, t) = \frac{\eta_n}{2} \{ \delta(t - \Delta x_n / c_n) - \delta(t + \Delta x_n / c_n) \}, \quad (103)$$

$$W_x^{Q,P}(x_n, x_{n-1}, t) = \frac{1}{2\eta_n} \{ \delta(t - \Delta x_n / c_n) - \delta(t + \Delta x_n / c_n) \}, \quad (104)$$

$$W_x^{Q,Q}(x_n, x_{n-1}, t) = \frac{1}{2} \{ \delta(t - \Delta x_n / c_n) + \delta(t + \Delta x_n / c_n) \}. \quad (105)$$

For the piecewise homogeneous material, used for the numerical example in section 4.1, the elements $W_x^{P,P}(x, x_0, t)$ and $W_x^{P,Q}(x, x_0, t)$ for $x_0 = 40$ mm (convolved with a temporal wavelet with a central frequency $\omega_0/2\pi = 300$ kHz) are shown as x, t -diagrams in Figures 4a and 4b. The green lines indicate the boundary conditions $W_x^{P,P}(x_0, x_0, t) = \delta(t)$ and $W_x^{P,Q}(x_0, x_0, t) = 0$ (equations (89) and (91)). Note that these figures clearly exhibit the recursive character, described by equation (101).

10.2 Time-dependent material

For a time-dependent material, a propagator matrix propagates a wave field from one instant in time to another. In the literature on time-dependent materials this matrix is usually called

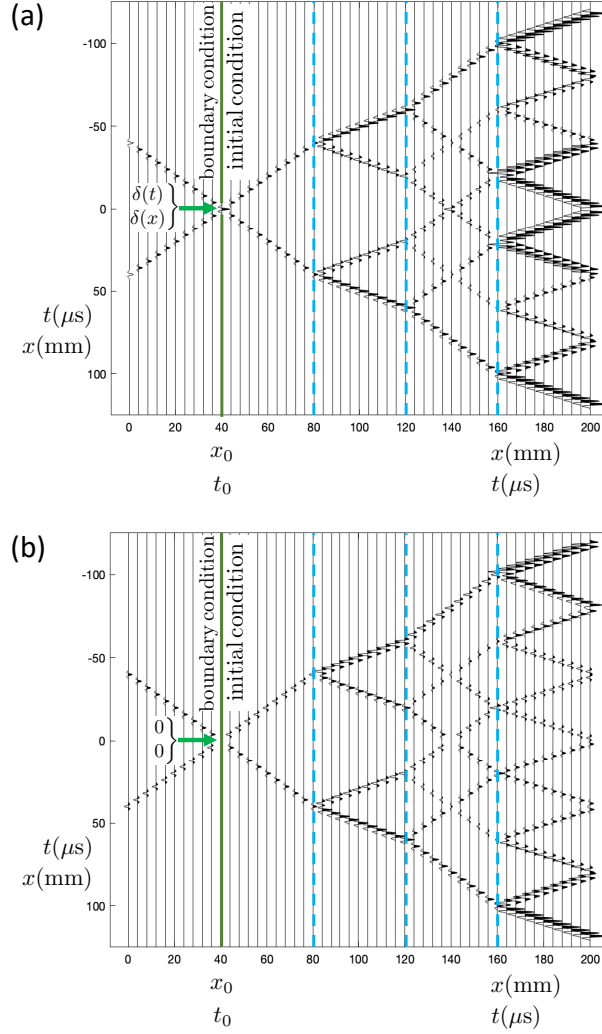


Figure 4. Propagator matrix elements $W_x^{P,P}(x, x_0, t)$ (a) and $W_x^{P,Q}(x, x_0, t)$ (b) (convolved with a temporal wavelet) for a space-dependent material. The labels at the vertical axes denote time (in μs) and those at the horizontal axes denote space (in mm). With interchanged labels these figures can be interpreted as $W_t^{U,U}(x, t, t_0)$ (a) and $W_t^{U,V}(x, t, t_0)$ (b) (convolved with a spatial wavelet) for a time-dependent material.

the transfer matrix (Salem & Caloz 2015; Pacheco-Peña & Engheta 2020), but for consistency with section 10.1, we hold on to the name propagator matrix.

We define the propagator matrix $\mathbf{W}_t(x, t, t_0)$ for a time-dependent material with continuous parameters $\alpha(t)$ and $\beta(t)$ as the solution of matrix-vector equation (84) without the source term, hence

$$\partial_t \mathbf{W}_t = \mathbf{A}_t \mathbf{W}_t, \quad (106)$$

with operator matrix $\mathbf{A}_t(x, t)$ defined in equation (85) and with initial condition

$$\mathbf{W}_t(x, t_0, t_0) = \mathbf{I}\delta(x). \quad (107)$$

Note that the mapping of equation (36) not only applies to the wave equations (equations (88) and (106)), but also to the boundary and initial conditions (equations (89) and (107)). Consequently, the mappings of equations (36) and (50) also apply to all expressions for the propagator matrix in the space-time and Fourier-domains. We discuss a few of these mappings explicitly.

The representation of equation(90) maps to

$$\mathbf{q}_t(x, t) = \int_{-\infty}^{\infty} \mathbf{W}_t(x - x', t, t_0) \mathbf{q}_t(x', t_0) dx'. \quad (108)$$

Note that $\mathbf{W}_t(x, t, t_0)$ propagates the wave field vector \mathbf{q}_t from t_0 to t . We partition $\mathbf{W}_t(x, t, t_0)$ as follows

$$\mathbf{W}_t(x, t, t_0) = \begin{pmatrix} W_t^{U,U} & W_t^{U,V} \\ W_t^{V,U} & W_t^{V,V} \end{pmatrix} (x, t, t_0). \quad (109)$$

The first and second superscripts refer to the wave field quantities in vector \mathbf{q}_t , defined in equation (85), at t and t_0 , respectively. The recursive expression of equation (101) maps to

$$\mathbf{W}_t(x, t_N, t_0) = \mathbf{W}_t(x, t_N, t_{N-1}) *_x \cdots *_x \mathbf{W}_t(x, t_n, t_{n-1}) *_x \cdots *_x \mathbf{W}_t(x, t_1, t_0), \quad (110)$$

where $*_x$ denotes a space convolution (more formally defined in equation (108)). For a constant slab between t_{n-1} and t_n with duration $\Delta t_n = t_n - t_{n-1}$, we find from equations (102) – (105)

$$W_t^{U,U}(x, t_n, t_{n-1}) = \frac{1}{2} \{ \delta(x - c_n \Delta t_n) + \delta(x + c_n \Delta t_n) \}, \quad (111)$$

$$W_t^{U,V}(x, t_n, t_{n-1}) = \frac{1}{2\eta_n} \{ \delta(x - c_n \Delta t_n) - \delta(x + c_n \Delta t_n) \}, \quad (112)$$

$$W_t^{V,U}(x, t_n, t_{n-1}) = \frac{\eta_n}{2} \{ \delta(x - c_n \Delta t_n) - \delta(x + c_n \Delta t_n) \}, \quad (113)$$

$$W_t^{V,V}(x, t_n, t_{n-1}) = \frac{1}{2} \{ \delta(x - c_n \Delta t_n) + \delta(x + c_n \Delta t_n) \}. \quad (114)$$

For the piecewise constant material, used for the numerical example in section 4.2, the elements

$W_t^{U,U}(x, t, t_0)$ and $W_t^{U,V}(x, t, t_0)$ for $t_0 = 40 \mu\text{s}$ (convolved with a spatial wavelet with a central wavenumber $k_0/2\pi = 300 * 10^3 \text{ km}^{-1}$) are shown as x, t -diagrams in Figures 4a and 4b. The green lines indicate the initial conditions $W_t^{U,U}(x, t_0, t_0) = \delta(x)$ and $W_t^{U,V}(x, t_0, t_0) = 0$ (equations (107) and (109)). Note that these figures clearly exhibit the recursive character, described by equation (110).

11 MATRIX-VECTOR RECIPROCITY THEOREMS

11.1 Space-dependent material

We derive matrix-vector reciprocity theorems for a space-dependent material with parameters $\alpha(x)$ and $\beta(x)$. We consider two independent states, indicated by subscripts A and B , obeying equation (78), and we derive relations between these states. In the most general case, sources, material parameters and wave fields may be different in the two states. We consider the quantities $\partial_x\{\hat{\mathbf{q}}_{x,A}^t(x, \omega)\mathbf{N}\hat{\mathbf{q}}_{x,B}(x, \omega)\}$ and $\partial_x\{\hat{\mathbf{q}}_{x,A}^\dagger(x, \omega)\mathbf{K}\hat{\mathbf{q}}_{x,B}(x, \omega)\}$. Applying the product rule for differentiation, using wave equation (78) and symmetry relations (80) and (81) for states A and B , yields

$$\partial_x\{\hat{\mathbf{q}}_{x,A}^t\mathbf{N}\hat{\mathbf{q}}_{x,B}\} = \hat{\mathbf{q}}_{x,A}^t\mathbf{N}\Delta\hat{\mathbf{A}}_x\hat{\mathbf{q}}_{x,B} + \hat{\mathbf{d}}_{x,A}^t\mathbf{N}\hat{\mathbf{q}}_{x,B} + \hat{\mathbf{q}}_{x,A}^t\mathbf{N}\hat{\mathbf{d}}_{x,B}, \quad (115)$$

$$\partial_x\{\hat{\mathbf{q}}_{x,A}^\dagger\mathbf{K}\hat{\mathbf{q}}_{x,B}\} = \hat{\mathbf{q}}_{x,A}^\dagger\mathbf{K}\Delta\hat{\mathbf{A}}_x\hat{\mathbf{q}}_{x,B} + \hat{\mathbf{d}}_{x,A}^\dagger\mathbf{K}\hat{\mathbf{q}}_{x,B} + \hat{\mathbf{q}}_{x,A}^\dagger\mathbf{K}\hat{\mathbf{d}}_{x,B}, \quad (116)$$

with $\Delta\hat{\mathbf{A}}_x = \hat{\mathbf{A}}_{x,B} - \hat{\mathbf{A}}_{x,A}$. Equations (115) and (116) are the matrix-vector forms of the local reciprocity theorems of the time-convolution and time-correlation type, respectively, as formulated by equations (43) and (44). Integration of both sides of equations (115) and (116) from x_b to x_e yields

$$\hat{\mathbf{q}}_{x,A}^t\mathbf{N}\hat{\mathbf{q}}_{x,B}\Big|_{x_b}^{x_e} = \int_{x_b}^{x_e} \{\hat{\mathbf{q}}_{x,A}^t\mathbf{N}\Delta\hat{\mathbf{A}}_x\hat{\mathbf{q}}_{x,B} + \hat{\mathbf{d}}_{x,A}^t\mathbf{N}\hat{\mathbf{q}}_{x,B} + \hat{\mathbf{q}}_{x,A}^t\mathbf{N}\hat{\mathbf{d}}_{x,B}\}dx, \quad (117)$$

$$\hat{\mathbf{q}}_{x,A}^\dagger\mathbf{K}\hat{\mathbf{q}}_{x,B}\Big|_{x_b}^{x_e} = \int_{x_b}^{x_e} \{\hat{\mathbf{q}}_{x,A}^\dagger\mathbf{K}\Delta\hat{\mathbf{A}}_x\hat{\mathbf{q}}_{x,B} + \hat{\mathbf{d}}_{x,A}^\dagger\mathbf{K}\hat{\mathbf{q}}_{x,B} + \hat{\mathbf{q}}_{x,A}^\dagger\mathbf{K}\hat{\mathbf{d}}_{x,B}\}dx. \quad (118)$$

These are the matrix-vector forms of the global reciprocity theorems of the time-convolution and time-correlation type, respectively, as formulated by equations (54) and (55). When there are no sources and the material parameters are identical in both states, the right-hand sides of

equations (115)–(118) are zero. From equations (115) and (116) it then follows that $\hat{\mathbf{q}}_{x,A}^t \mathbf{N} \hat{\mathbf{q}}_{x,B}$ and $\hat{\mathbf{q}}_{x,A}^\dagger \mathbf{K} \hat{\mathbf{q}}_{x,B}$ are space-propagation invariants.

We use equations (117) and (118) (with zeroes on the right-hand sides) to derive reciprocity relations for the propagator matrix. For state A we substitute $\hat{\mathbf{q}}_{x,A}(x, \omega) = \hat{\mathbf{W}}_x(x, x_A, \omega)$ and, using equation (93), $\hat{\mathbf{q}}_{x,A}(x_A, \omega) = \mathbf{I}$. Similarly, For state B we substitute $\hat{\mathbf{q}}_{x,B}(x, \omega) = \hat{\mathbf{W}}_x(x, x_B, \omega)$ and $\hat{\mathbf{q}}_{x,B}(x_B, \omega) = \mathbf{I}$. Taking x_A and x_B equal to x_b and x_e (in arbitrary order) yields

$$\hat{\mathbf{W}}_x^t(x_B, x_A, \omega) \mathbf{N} = \mathbf{N} \hat{\mathbf{W}}_x(x_A, x_B, \omega), \quad (119)$$

$$\hat{\mathbf{W}}_x^\dagger(x_B, x_A, \omega) \mathbf{K} = \mathbf{K} \hat{\mathbf{W}}_x(x_A, x_B, \omega). \quad (120)$$

Using $\mathbf{N}^{-1} \mathbf{K} = -\mathbf{J}$ we find from equations (119) and (120)

$$\hat{\mathbf{W}}_x^*(x_A, x_B, \omega) \mathbf{J} = \mathbf{J} \hat{\mathbf{W}}_x(x_A, x_B, \omega), \quad (121)$$

or, in the space-time domain

$$\mathbf{W}_x(x_A, x_B, -t) \mathbf{J} = \mathbf{J} \mathbf{W}_x(x_A, x_B, t). \quad (122)$$

11.2 Time-dependent material

The matrix-vector reciprocity theorems for a time-dependent material with parameters $\alpha(t)$ and $\beta(t)$ follow from those in section 11.1 by applying the mappings of equations (36) and (50). In particular, the reciprocity relations for the propagator matrix are

$$\check{\mathbf{W}}_t^t(k, t_B, t_A) \mathbf{N} = \mathbf{N} \check{\mathbf{W}}_t(k, t_A, t_B), \quad (123)$$

$$\check{\mathbf{W}}_t^\dagger(k, t_B, t_A) \mathbf{K} = \mathbf{K} \check{\mathbf{W}}_t(k, t_A, t_B), \quad (124)$$

$$\check{\mathbf{W}}_t^*(k, t_A, t_B) \mathbf{J} = \mathbf{J} \check{\mathbf{W}}_t(k, t_A, t_B), \quad (125)$$

$$\mathbf{W}_t(-x, t_A, t_B) \mathbf{J} = \mathbf{J} \mathbf{W}_t(x, t_A, t_B). \quad (126)$$

12 MARCHENKO-TYPE FOCUSING FUNCTIONS

12.1 Space-dependent material

Building on work by Rose (2001, 2002), geophysicists used the Marchenko equation to develop methods for retrieving the wave field inside a space-dependent material from reflection measurements at its boundary (Broggini & Snieder 2012; Broggini et al. 2012; Wapenaar et al. 2014; Ravasi et al. 2016; Staring et al. 2018; Jia et al. 2018). Focusing functions play a central role in this methodology. It has recently been shown that there exists a close relation between these focusing functions and the propagator matrix (Wapenaar & de Ridder 2022; Wapenaar et al. 2023). Here we briefly review this relation for a space-dependent material with parameters $\alpha(x)$ and $\beta(x)$. We start by noting that the elements $W_x^{P,P}(x, x_0, t)$ and $W_x^{Q,Q}(x, x_0, t)$ are symmetric functions of time, whereas $W_x^{P,Q}(x, x_0, t)$ and $W_x^{Q,P}(x, x_0, t)$ are asymmetric functions of time. This follows simply from equation (122) and the expressions for matrices \mathbf{W}_x and \mathbf{J} in equations (91) and (83). For elements $W_x^{P,P}(x, x_0, t)$ and $W_x^{P,Q}(x, x_0, t)$ these symmetry properties are also clearly seen in Figures 4a and 4b, respectively. Exploiting these symmetries, Marchenko-type focusing functions can be expressed in terms of the elements of the propagator matrix, according to

$$F_x^P(x, x_0, t) = W_x^{P,P}(x, x_0, t) - \frac{1}{\eta(x_0)} W_x^{P,Q}(x, x_0, t), \quad (127)$$

$$F_x^Q(x, x_0, t) = W_x^{Q,P}(x, x_0, t) - \frac{1}{\eta(x_0)} W_x^{Q,Q}(x, x_0, t). \quad (128)$$

From these expressions and equations (89) and (91) we obtain the following focusing conditions for $x = x_0$

$$F_x^P(x_0, x_0, t) = \delta(t), \quad (129)$$

$$F_x^Q(x_0, x_0, t) = -\frac{1}{\eta(x_0)} \delta(t). \quad (130)$$

Figure 5 shows an x, t -diagram of $F_x^P(x, x_0, t)$ (convolved with a temporal wavelet with a central frequency $\omega_0/2\pi = 300$ kHz) for a focal point at $x_0 = 40$ mm. The interpretation is as follows. The four blue arrows at the far right (at $x = x_N = 200$ mm) indicate leftward propagating waves that are emitted into the material from the right. After interaction with the boundaries between the homogeneous slabs, a single leftward propagating wave arrives

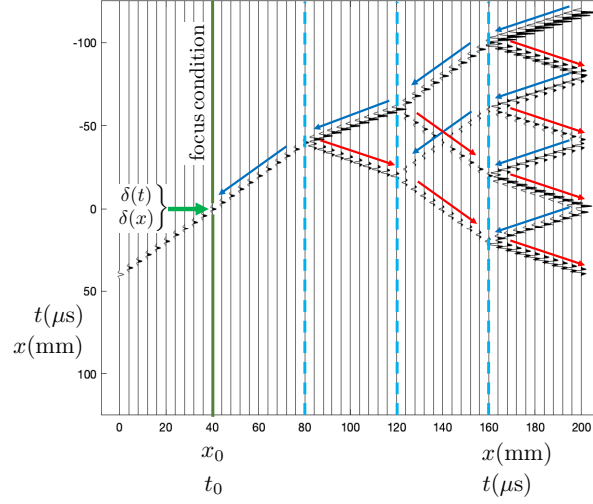


Figure 5. Focusing function $F_x^P(x, x_0, t)$ (convolved with a temporal wavelet) for a space-dependent material. The labels at the vertical axes denote time (in μs) and those at the horizontal axes denote space (in mm). With interchanged labels and reversed blue arrows this figure can be interpreted as $F_t^U(x, t, t_0)$ (convolved with a spatial wavelet) for a time-dependent material.

at $x = x_0 = 40$ mm, where it obeys the focus condition of equation (129). The red arrows indicate the rightward propagating scattered part of the focusing function $F_x^P(x, x_0, t)$.

Finally, note that the elements of the propagator matrix can be expressed in terms of the Marchenko-type focusing functions, according to

$$W_x^{P,P}(x, x_0, t) = \frac{1}{2} \{F_x^P(x, x_0, t) + F_x^P(x, x_0, -t)\}, \quad (131)$$

$$W_x^{P,Q}(x, x_0, t) = -\frac{\eta(x_0)}{2} \{F_x^P(x, x_0, t) - F_x^P(x, x_0, -t)\}, \quad (132)$$

$$W_x^{Q,P}(x, x_0, t) = \frac{1}{2} \{F_x^Q(x, x_0, t) - F_x^Q(x, x_0, -t)\}, \quad (133)$$

$$W_x^{Q,Q}(x, x_0, t) = -\frac{\eta(x_0)}{2} \{F_x^Q(x, x_0, t) + F_x^Q(x, x_0, -t)\}. \quad (134)$$

12.2 Time-dependent material

The relations between the Marchenko-type focusing functions and the propagator matrix for a time-dependent material with parameters $\alpha(t)$ and $\beta(t)$ follow from those in section 12.1 by applying the mapping of equation (36), hence

$$F_t^U(x, t, t_0) = W_t^{U,U}(x, t, t_0) - \eta(t_0)W_t^{U,V}(x, t, t_0), \quad (135)$$

$$F_t^V(x, t, t_0) = W_t^{V,U}(x, t, t_0) - \eta(t_0)W_t^{V,V}(x, t, t_0), \quad (136)$$

with focusing conditions for $t = t_0$

$$F_t^U(x, t_0, t_0) = \delta(x), \quad (137)$$

$$F_t^V(x, t_0, t_0) = -\eta(t_0)\delta(x). \quad (138)$$

Figure 5 shows an x, t -diagram of $F_t^U(x, t, t_0)$ (convolved with a spatial wavelet with a central wavenumber $k_0/2\pi = 300 * 10^3 \text{ km}^{-1}$) for a focal time at $t_0 = 40 \mu\text{s}$. For a correct interpretation, the direction of the blue arrows should be reversed. Starting with a leftward propagating wave at $t = t_0 = 40 \mu\text{s}$, the response at $t = t_N = 200 \mu\text{s}$, i.e., $F_t^U(x, t_N, t_0)$, consists of leftward (blue) and rightward (red) propagating waves. Using the mapping of equation (36), this response is identical to the focusing function $F_x^P(x_N, x_0, t)$ of the complimentary space-dependent material. Van Manen et al. (2024) exploit this property to design an acoustic space-time material which computes its own inverse.

13 CONCLUSIONS

We have discussed and compared some fundamental aspects of waves in space-dependent and time-dependent materials. The basic equations for a 1D space-dependent material can be transformed into those for a time-dependent material and vice-versa by interchanging the space and time coordinates and by applying a specific mapping of wave field components, material parameters and source terms. When the boundary and initial conditions can be transformed in the same way, then also the solutions of the equations for space-dependent and time-dependent materials can be transformed into one another by the same mapping. When the boundary and initial conditions cannot be transformed in the same way, then the solutions are different.

Green's functions in space-dependent and in time-dependent materials obey the same causality condition (i.e., they are zero before the action of the source) and therefore they cannot be transformed into one another. We have derived a source-receiver reciprocity relation for time-dependent materials, which relates a causal Green's function to an acausal Green's function with interchanged time coordinates. This is different from the source-receiver reciprocity relation for space-dependent materials, which interrelates two causal Green's functions

with interchanged space coordinates. We have also derived a new representation for retrieving Green's functions from the correlation of passive measurements in time-dependent materials. Unlike the corresponding representation for space-dependent materials it is single-sided, meaning that it suffices to correlate two responses (at two time instants) to sources at a single time instant.

Propagator matrices in space-dependent and time-dependent materials obey boundary and initial conditions which can be transformed into one another in the same way as the underlying wave equations. Hence, these propagator matrices are interrelated in the same way. This also applies to representations and reciprocity theorems involving propagator matrices, and to Marchenko-type focusing functions, which can be expressed as combinations of elements of the propagator matrix.

ACKNOWLEDGEMENTS

Johannes Aichele and Dirk-Jan van Manen acknowledge funding from the Swiss National Science Foundation (SNF, grant 197182).

REFERENCES

- Apffel, B. & Fort, E., 2022. Frequency conversion cascade by crossing multiple space and time interfaces, *Physical Review Letters*, **128**, 064501.
- Bacot, V., Labousse, M., Eddi, A., Fink, M., & Fort, E., 2016. Time reversal and holography with spacetime transformations, *Nature Physics*, **12**, 972–977.
- Benech, N., Brum, J., Catheline, S., Gallot, T., & Negreira, C., 2013. Near-field effects in Green's function retrieval from crosscorrelation of elastic fields: Experimental study with application to elastography, *Journal of the Acoustical Society of America*, **133**(5), 2755–2766.
- Bojarski, N. N., 1983. Generalized reaction principles and reciprocity theorems for the wave equations and the relationship between the time-advanced and time-retarded fields, *Journal of the Acoustical Society of America*, **74**, 281–285.
- Born, M. & Wolf, E., 1965. *Principles of optics*, Pergamon Press, London.
- Broggini, F. & Snieder, R., 2012. Connection of scattering principles: a visual and mathematical tour, *European Journal of Physics*, **33**, 593–613.

- Broggini, F., Snieder, R., & Wapenaar, K., 2012. Focusing the wavefield inside an unknown 1D medium: Beyond seismic interferometry, *Geophysics*, **77**(5), A25–A28.
- Burns, L., Bliokh, K. Y., Nori, F., & Dressel, J., 2020. Acoustic versus electromagnetic field theory: scalar, vector, spinor representations and the emergence of acoustic spin, *New Journal of Physics*, **22**, 053050.
- Caloz, C. & Deck-Léger, Z. L., 2020a. Spacetime metamaterials—Part I: General concepts, *IEEE Trans. Ant. Prop.*, **68**(3), 1569–1582.
- Caloz, C. & Deck-Léger, Z. L., 2020b. Spacetime metamaterials—Part II: Theory and applications, *IEEE Trans. Ant. Prop.*, **68**(3), 1583–1598.
- Campillo, M. & Paul, A., 2003. Long-range correlations in the diffuse seismic coda, *Science*, **299**, 547–549.
- Carcione, J. M. & Cavallini, F., 1995. On the acoustic-electromagnetic analogy, *Wave Motion*, **21**, 149–162.
- Carcione, J. M. & Robinson, E. A., 2002. On the acoustic-electromagnetic analogy for the reflection-refraction problem, *Studia Geophysica et Geodaetica*, **46**, 321–346.
- de Hoop, A. T., 1995. *Handbook of radiation and scattering of waves*, Academic Press, London.
- de Hoop, A. T. & Lager, I. E., 2014. Closed-form analytic expressions for the pulsed-source radiated electromagnetic field in a class of media with time-varying wave speed, *Wave Motion*, **51**, 418–424.
- Feynman, R., Leighton, R., & Sands, M., 1963. *The Feynman lectures on physics, Volume II*, California Institute of Technology.
- Fink, M. & Fort, E., 2017. From the time-reversal mirror to the instantaneous time mirror, *Eur. Phys. J. Special Topics*, **226**, 1477–1486.
- Fricke, J. T., Evers, L. G., Smets, P. S. M., Wapenaar, K., & Simons, D. G., 2014. Infrasonic interferometry applied to microbaroms observed at the Large Aperture Infrasound Array in the Netherlands, *Journal of Geophysical Research: Atmospheres*, **119**, 9654–9665.
- Gilbert, F. & Backus, G. E., 1966. Propagator matrices in elastic wave and vibration problems, *Geophysics*, **31**(2), 326–332.
- Haines, A. J., 1988. Multi-source, multi-receiver synthetic seismograms for laterally heterogeneous media using F-K domain propagators, *Geophysical Journal International*, **95**, 237–260.
- Haney, M. M., 2009. Infrasonic ambient noise interferometry from correlations of microbaroms, *Geophysical Research Letters*, **36**, L19808.
- Haskell, N. A., 1953. The dispersion of surface waves on multilayered media, *Bulletin of the Seismological Society of America*, **43**, 17–34.

- Jia, X., Guitton, A., & Snieder, R., 2018. A practical implementation of subsalt Marchenko imaging with a Gulf of Mexico data set, *Geophysics*, **83**(5), S409–S419.
- Jiang, C. L., 1975. Wave propagation and dipole radiation in a suddenly created plasma, *IEEE Trans. Ant. Prop.*, **23**(1), 83–90.
- Kennett, B. L. N., 1972. Seismic waves in laterally inhomogeneous media, *Geophysical Journal of the Royal Astronomical Society*, **27**, 301–325.
- Kennett, B. L. N., 1983. *Seismic wave propagation in stratified media*, Cambridge University Press.
- Kennett, B. L. N., Koketsu, K., & Haines, A. J., 1990. Propagation invariants, reflection and transmission in anisotropic, laterally heterogeneous media, *Geophysical Journal International*, **103**, 95–101.
- Kohler, M. D., Heaton, T. H., & Bradford, S. C., 2007. Propagating waves in the steel, moment-frame factor building recorded during earthquakes, *Bulletin of the Seismological Society of America*, **97**, 1334–1345.
- Koketsu, K., Kennett, B. L. N., & Takenaka, H., 1991. 2-D reflectivity method and synthetic seismograms for irregularly layered structures - II. Invariant embedding approach, *Geophysical Journal International*, **105**, 119–130.
- Lin, F.-C., Ritzwoller, M. H., & Snieder, R., 2009. Eikonal tomography: surface wave tomography by phase front tracking across a regional broad-band seismic array, *Geophysical Journal International*, **177**, 1091–1110.
- Malcolm, A. E., Scales, J. A., & van Tiggelen, B. A., 2004. Extracting the Green function from diffuse, equipartitioned waves, *Physical Review E*, **70**, 015601(R).
- Mendonça, J. T. & Shukla, P. K., 2002. Time refraction and time reflection: Two basic concepts, *Physica Scripta*, **65**, 160–163.
- Morgenthaler, F. R., 1958. Velocity modulation of electromagnetic waves, *IRE Transactions on Microwave Theory and Techniques*, **6**(2), 167–172.
- Morse, P. M. & Feshbach, H., 1953. *Methods of theoretical physics, Vol. I*, McGraw-Hill Book Company Inc., New York.
- Oristaglio, M. L., 1989. An inverse scattering formula that uses all the data, *Inverse Problems*, **5**, 1097–1105.
- Pacheco-Peña, V. & Engheta, N., 2020. Effective medium concept in temporal metamaterials, *Nanophotonics*, **9**(2), 379–391.
- Ravasi, M., Vasconcelos, I., Kritski, A., Curtis, A., da Costa Filho, C. A., & Meles, G. A., 2016. Target-oriented Marchenko imaging of a North Sea field, *Geophysical Journal International*, **205**, 99–104.

- Rose, J. H., 2001. “Single-sided” focusing of the time-dependent Schrödinger equation, *Physical Review A*, **65**, 012707.
- Rose, J. H., 2002. ‘Single-sided’ autofocusing of sound in layered materials, *Inverse Problems*, **18**, 1923–1934.
- Roux, P., Kuperman, W. A., & the NPAL Group, 2004. Extracting coherent wave fronts from acoustic ambient noise in the ocean, *Journal of the Acoustical Society of America*, **116**, 1995–2003.
- Ruigrok, E. & Wapenaar, K., 2012. Global-phase seismic interferometry unveils P-wave reflectivity below the Himalayas and Tibet, *Geophysical Research Letters*, **39**, L11303.
- Sabra, K. G., Roux, P., & Kuperman, W. A., 2005. Arrival-time structure of the time-averaged ambient noise cross-correlation function in an oceanic waveguide, *Journal of the Acoustical Society of America*, **117**(1), 164–174.
- Sabra, K. G., Conti, S., Roux, P., & Kuperman, W. A., 2007. Passive *in vivo* elastography from skeletal muscle noise, *Applied Physics Letters*, **90**, 194101.
- Salem, M. A. & Caloz, C., 2015. Space-time cross-mapping and application to wave scattering, *arXiv:1504.02012*.
- Schuster, G. T., Yu, J., Sheng, J., & Rickett, J., 2004. Interferometric/daylight seismic imaging, *Geophysical Journal International*, **157**, 838–852.
- Shapiro, N. M., Campillo, M., Stehly, L., & Ritzwoller, M. H., 2005. High-resolution surface-wave tomography from ambient seismic noise, *Science*, **307**, 1615–1618.
- Snieder, R., 2004. Extracting the Green’s function from the correlation of coda waves: A derivation based on stationary phase, *Physical Review E*, **69**, 046610.
- Snieder, R. & Şafak, E., 2006. Extracting the building response using seismic interferometry: Theory and application to the Millikan Library in Pasadena, California, *Bulletin of the Seismological Society of America*, **96**, 586–598.
- Staring, M., Pereira, R., Douma, H., van der Neut, J., & Wapenaar, K., 2018. Source-receiver Marchenko redatuming on field data using an adaptive double-focusing method, *Geophysics*, **83**(6), S579–S590.
- Takenaka, H., Kennett, B. L. N., & Koketsu, K., 1993. The integral operator representation of propagation invariants for elastic waves in irregularly layered media, *Wave Motion*, **17**, 299–317.
- Thomson, W. T., 1950. Transmission of elastic waves through a stratified solid medium, *Journal of Applied Physics*, **21**, 89–93.
- Van Manen, D.-J., Robertsson, J. O. A., & Curtis, A., 2005. Modeling of wave propagation in inhomogeneous media, *Physical Review Letters*, **94**, 164301.

- Van Manen, D. J., Aichele, J., Müller, J., Serra-Garcia, M., & Wapenaar, K., 2024. On acoustic space-time media that compute their own inverse, *Physical Review Research*, **6**, xxx.
- Wapenaar, C. P. A., Dillen, M. W. P., & Fokkema, J. T., 2001. Reciprocity theorems for electromagnetic or acoustic one-way wave fields in dissipative inhomogeneous media, *Radio Science*, **36**, 851–863.
- Wapenaar, K., 2004. Retrieving the elastodynamic Green’s function of an arbitrary inhomogeneous medium by cross correlation, *Physical Review Letters*, **93**, 254301.
- Wapenaar, K., 2022. Wave-field representations with Green’s functions, propagator matrices and Marchenko-type focusing functions, *Journal of the Acoustical Society of America*, **151**(1), 587–608.
- Wapenaar, K. & de Ridder, S., 2022. On the relation between the propagator matrix and the Marchenko focusing function, *Geophysics*, **87**(2), A7–A11.
- Wapenaar, K., Thorbecke, J., van der Neut, J., Broggini, F., Slob, E., & Snieder, R., 2014. Green’s function retrieval from reflection data, in absence of a receiver at the virtual source position, *Journal of the Acoustical Society of America*, **135**(5), 2847–2861.
- Wapenaar, K., Dukalski, M., Reinicke, C., & Snieder, R., 2023. Propagator and transfer matrices, Marchenko focusing functions and their mutual relations, *Geophysical Journal International*, **235**, 1403–1419.
- Weaver, R. L. & Lobkis, O. I., 2001. Ultrasonics without a source: Thermal fluctuation correlations at MHz frequencies, *Physical Review Letters*, **87**, 134301.
- Weaver, R. L. & Lobkis, O. I., 2002. On the emergence of the Green’s function in the correlations of a diffuse field: pulse-echo using thermal phonons, *Ultrasonics*, **40**, 435–439.
- Woodhouse, J. H., 1974. Surface waves in a laterally varying layered structure, *Geophysical Journal of the Royal Astronomical Society*, **37**, 461–490.
- Xiao, Y., Maywar, D. N., & Agrawal, G. P., 2014. Reflection and transmission of electromagnetic waves at a temporal boundary, *Optics Letters*, **39**(3), 574–577.