

Passivity-Preserving, Balancing-Based Model Reduction for Interconnected Systems ^{*}

Luuk Poort ^{*} Bart Besselink ^{**} Rob H. B. Fey ^{*}
Nathan van de Wouw ^{*}

^{*} *Eindhoven University of Technology, Eindhoven, The Netherlands
(e-mail: l.poort@tue.nl, r.h.b.fey@tue.nl, n.v.d.wouw@tue.nl).*

^{**} *Bernoulli Institute for Mathematics, Computer Science and
Artificial Intelligence, University of Groningen, Groningen, The
Netherlands (e-mail: b.besselink@rug.nl).*

Abstract: This paper proposes a balancing-based model reduction approach for an interconnection of passive dynamic subsystems. This approach preserves the passivity and stability of both the subsystems and the interconnected system. Hereto, one Linear Matrix Inequality (LMI) per subsystem and a single Lyapunov equation for the entire interconnected system needs to be solved, the latter of which warrants the relevance of the reduction of the subsystems for the accurate reduction of the interconnected system, while preserving the modularity of the reduction approach. In a numerical example from structural dynamics, the presented approach displays superior accuracy with respect to an approach in which the individual subsystems are reduced independently.

Keywords: Model Reduction; Balanced Truncation; Interconnected Systems; Passivity

1. INTRODUCTION

Highly complex models, e.g., RLC networks, integrated circuits or structural dynamics systems, can often be regarded as an interconnection of several subsystems. To meet accuracy requirements, each subsystem is typically described by a high-order model. The large order of the resulting interconnected system prevents the use of computationally costly techniques for controller synthesis or observer design. Therefore, it is often required to first approximate the high-order model with a surrogate model of lower order.

The search for proper approximate models is the main goal of the Model Reduction (MR) field. One of the most popular MR methods is Balanced Truncation (BT), as originally presented by Moore (1981). It has gained this popularity due to its simplicity, accuracy, stability guarantee and availability of an a priori error bound (Antoulas, 2005). Unfortunately, other important properties of the original system, in particular passivity and the internal structure of a system, are not necessarily preserved.

The topic of preserving passivity of a system with BT has received considerable attention since the first works of Jonckheere and Silverman (1983) and Desai and Pal (1984). In subsequent research, Unneland et al. (2007) presented sufficient conditions to preserve passivity, making the reduction more efficient and flexible. Further extensions by Zulficar et al. (2017) and Imran and Ghafoor (2018) also allow the user to shape the approximate model by frequency weighting.

To preserve the internal interconnection structure of interconnected systems, model reduction is usually performed on the individual subsystems. This approach does not take the dynamics of the interconnected system into account when approximation subsystems, such that the interconnected system might actually be approximated poorly (Sandberg and Murray, 2009). Although frequency-weighted reduction of the subsystems can improve the approximation of the interconnected system, this presents the issue of designing appropriate weighting. Vandendorpe and Van Dooren (2008) propose a more elegant solution based on BT, reducing the subsystems based on the dynamics of the interconnected system. This effectively reduces the interconnected system, while retaining its internal structure.

Although both preservation of passivity and preservation of internal structure with BT are adequately researched separately, their combination has received limited attention. While Cheng et al. (2019) present a BT method for an interconnection of identical systems to retain structure and passivity, there is no BT method to retain this structure and passivity for general interconnected subsystems.

In this paper, we combine the passivity preservation of Unneland et al. (2007) with the preservation of internal structure, as done by Vandendorpe and Van Dooren (2008), into a new BT method for interconnected systems. More explicitly, the proposed method solves one Linear Matrix Inequality (LMI) per subsystem and a single Lyapunov equation for the interconnected system to retain accuracy of the reduced interconnected system, while guaranteeing the passivity of both the reduced subsystems and the interconnected system.

^{*} This project was supported by ASML and the TKI program of the Dutch Government.

The paper is organized as follows. In Section 2, the problem statement will be defined in detail. The general concept of balanced truncation is subsequently treated in Section 3. In Section 4, the proposed method of passive interconnected balanced truncation is introduced. Then, this new method is illustrated by means of a numerical example in Section 5. Finally, conclusions on its applicability are drawn in Section 6.

Notation: The field of all real numbers is denoted by \mathbb{R} . \mathbb{R}^n and $\mathbb{R}^{n \times p}$ indicate an n -dimensional vector and n by p real matrix, respectively. $\mathbb{R}_{>0}$ denotes the set of positive real numbers and O and I denote the zero and identity matrices, respectively. If a matrix A is positive definite, we indicate this as $A \succ 0$. Similarly, negative, semi-positive and semi-negative definiteness are indicated as $A \prec 0$, $A \succeq 0$ and $A \preceq 0$. $A \succ B$ implies $A - B \succ 0$.

2. PROBLEM STATEMENT

Consider the square, minimal state-space model

$$\Sigma : \begin{cases} \dot{x} = Ax + Bu, \\ y = Cx + Du, \end{cases} \quad (1)$$

also denoted as $\Sigma := (A, B, C, D)$ with state $x \in \mathbb{R}^n$, input $u \in \mathbb{R}^p$ and output $y \in \mathbb{R}^p$. In this paper, we will often consider Σ to be passive.

Definition 1. (Willems, 1972b) A minimal system Σ as in (1) is *passive* if there exists a positive *storage* function $H(x) : \mathbb{R}^n \rightarrow \mathbb{R}_{>0}$, such that for all $t_0 \leq t_1$, and along all trajectories of (1), we have

$$H(x(t_0)) + \int_{t_0}^{t_1} y(\tau)^\top u(\tau) d\tau \geq H(x(t_1)). \quad (2)$$

Lemma 2. *Positive Real Lemma* (Antoulas, 2005; Willems, 1972a): The square, minimal system Σ of (1) is passive if and only if there exists a matrix $\Xi = \Xi^\top \succ 0$ such that

$$\begin{bmatrix} A^\top \Xi + \Xi A & \Xi B - C^\top \\ B^\top \Xi - C & -(D + D^\top) \end{bmatrix} \preceq 0. \quad (3)$$

Remark 3. Note that Ξ in Lemma 2 is positive definite because Σ is observable, as shown in (Willems, 1972a, Lemma 1). Any system that is passive according to Lemma 2 is therefore also Lyapunov stable.

Now consider k passive, minimal subsystems $\Sigma_1, \dots, \Sigma_k$, where $\Sigma_j := (A_j, B_j, C_j, D_j)$, with states $x_j \in \mathbb{R}^{n_j}$, inputs $v_j \in \mathbb{R}^{p_j}$ and outputs $z_j \in \mathbb{R}^{p_j}$, $j \in \{1, \dots, k\}$.

The system $\Sigma_b := (A_b, B_b, C_b, D_b) = \text{diag}(\Sigma_1, \dots, \Sigma_k)$ is a parallel composition of subsystems $\Sigma_1, \dots, \Sigma_k$, such that

$$\begin{aligned} A_b &= \text{diag}(A_1, \dots, A_k), & B_b &= \text{diag}(B_1, \dots, B_k), \\ C_b &= \text{diag}(C_1, \dots, C_k), & D_b &= \text{diag}(D_1, \dots, D_k), \end{aligned} \quad (4)$$

with system states $x_b \in \mathbb{R}^{n_b}$, inputs $v_b \in \mathbb{R}^{p_b}$ and outputs $z_b \in \mathbb{R}^{p_b}$ as

$$x_b = \begin{bmatrix} x_1 \\ \vdots \\ x_k \end{bmatrix}, \quad v_b = \begin{bmatrix} v_1 \\ \vdots \\ v_k \end{bmatrix}, \quad z_b = \begin{bmatrix} z_1 \\ \vdots \\ z_k \end{bmatrix}. \quad (5)$$

Remark 4. Σ_b is also passive, because parallel interconnections of passive subsystems are passive, as shown by, e.g., Bao and Lee (2007), Theorem 2.33.

Observe a negative feedback interconnection of Σ_b with the positive semi-definite interconnection matrix $S \in \mathbb{R}^{p_b \times p_b}$ such that $I + SD_b$ and $I + D_b S$ are nonsingular, as shown in Figure 1. This interconnection is pre- and

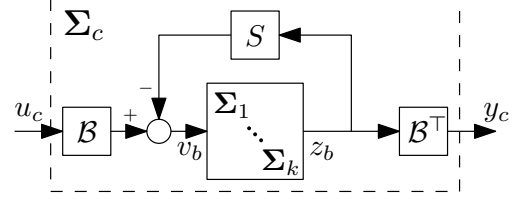


Fig. 1. Schematic representation of the interconnected system

post-multiplied with the matrices $B \in \mathbb{R}^{p_b \times p_c}$ and B^\top , respectively, such that

$$v_b = -S z_b + B u_c, \quad y_c = B^\top z_b, \quad (6)$$

where $u_c, y_c \in \mathbb{R}^{p_c}$ are the inputs and outputs of the interconnected system Σ_c , with states $x_c \in \mathbb{R}^{n_c}$, $n_c = n_b$.

Hence, the interconnected system is given as

$$\Sigma_c : \begin{cases} \dot{x}_c = A_c x_c + B_c u_c, \\ y_c = C_c x_c + D_c u_c, \end{cases} \quad (7)$$

with system matrices

$$\begin{aligned} A_c &= A_b - B_b D_2 S C_b, & B_c &= B_b D_2 B, \\ C_c &= B^\top D_1 C_b, & D_c &= B^\top D_b D_2 B, \\ D_1 &= (I + D_b S)^{-1}, & D_2 &= (I + S D_b)^{-1}. \end{aligned} \quad (8)$$

It is easy to show that the interconnected system Σ_c is itself passive.

Theorem 5. Given the passive system Σ_b with p_b inputs and outputs, positive semi-definite matrix $S \in \mathbb{R}^{p_b \times p_b}$ and matrix $B \in \mathbb{R}^{p_b \times p_c}$, the interconnected system Σ_c with p_c inputs u_c and outputs y_c , as given in (7), is passive.

Proof. Since Σ_b is passive (Remark 4), the inequality of (2) holds for the inputs v_b and outputs z_b . Substitution of the coupling equations $v_b = -S z_b + B u_c$ and $y_c = B^\top z_b$ gives

$$\begin{aligned} H(x_b(t_0)) + \int_{t_0}^{t_1} y_c(\tau)^\top u_c(\tau) d\tau \\ - \int_{t_0}^{t_1} z_b(\tau)^\top S z_b(\tau) d\tau \geq H(x_b(t_1)), \end{aligned} \quad (9)$$

such that Σ_c is also clearly passive for $S \succeq 0$ with inputs u_c , outputs y_c and storage function $H(x_c) = H(x_b)$. \square

Note that it is also possible to treat S as a passive system of only direct feedthrough, according to Lemma 2. The result that a negative feedback interconnection of two passive systems is also passive, is actually well-known in literature (e.g., Willems (1972b) and Zhu et al. (2017)).

In this paper, we will approximate the subsystem models Σ_j by reduced-order models $\hat{\Sigma}_j$ for all $j \in \{1, \dots, k\}$, which makes for a modular reduction approach. Analogous to the unreduced case, the parallel composition $\hat{\Sigma}_b = \text{diag}(\hat{\Sigma}_1, \dots, \hat{\Sigma}_k)$ is interconnected with S and B , using the equations of (8), to form the reduced interconnected model $\hat{\Sigma}_c$.

The goal of the reduction is to reduce passive subsystems Σ_j to $\hat{\Sigma}_j$ for all $j \in \{1, \dots, k\}$, such that

- (1) the subsystems $\hat{\Sigma}_j$ are passive and stable.
- (2) the frequency response function of $\hat{\Sigma}_c$ accurately approximates the frequency response function of Σ_c .
- (3) $\hat{\Sigma}_c$ is passive and stable.

3. BALANCED TRUNCATION: BACKGROUND

Balanced truncation (BT) is a model reduction procedure to generate lower-order surrogate models. In this section, we give preliminary information about BT in its application to a single system of type (1). Specifically, we will introduce Lyapunov, positive real and mixed Gramian balancing as the basis for proposal of the new method in Section 4.

The procedure of BT methods is based on two steps: first the coordinates are transformed to a balanced realisation, where states are sorted by their ‘importance’, followed by a truncation of the least important states. This ‘importance’ can be specified by the use of certain matrices characterizing system properties: the controllability Gramian P , observability Gramian Q , required supply Π and available storage Ξ :

- Controllability Gramian P is the unique solution to
$$0 = AP + PA^\top + BB^\top, \quad (10)$$

assuming A to be a Hurwitz stable matrix. P characterizes the least *input* energy L_P needed to steer the system state from 0 to x_0 as $L_P(x_0) = x_0^\top P^{-1} x_0$. Eigenvectors corresponding to a large eigenvalue of P thus require a small amount of energy to reach, i.e., they are greatly influenced by inputs and are in that sense ‘important’.

- Observability Gramian Q is the unique solution to
$$0 = A^\top Q + QA + C^\top C, \quad (11)$$

assuming A to be a Hurwitz stable matrix. Q characterizes the observed *output* energy L_Q during the system’s free evolution from x_0 to 0, by $L_Q(x_0) = x_0^\top Q x_0$. Eigenvectors corresponding to a large eigenvalue of Q are clearly observable in the output, i.e., they greatly influence outputs and are in that sense ‘important’.

- Π is a (not necessarily unique) solution to

$$\begin{bmatrix} A\Pi + \Pi A^\top & \Pi C^\top - B \\ C\Pi - B^\top & -(D + D^\top) \end{bmatrix} \preceq 0. \quad (12)$$

As shown by Willems (1972b), any solution Π lies between two extremal solutions, i.e., $0 \prec \Pi_{\min} \preceq \Pi \preceq \Pi_{\max}$. For balancing, we require the minimal solution $\Pi = \Pi_{\min}$, which indicates the minimal amount of energy that must be added to the system to steer the system state from 0 to x_0 by $L_\Pi(x_0) = x_0^\top \Pi^{-1} x_0$. Therefore, eigenvectors corresponding to a large eigenvalue of Π are therefore ‘important’.

- Ξ is a solution to (3), which lies between two extremal solutions, i.e., $0 \prec \Xi_{\min} \preceq \Xi \preceq \Xi_{\max}$ (Willems, 1972b). For balancing, we require the minimal solution $\Xi = \Xi_{\min}$, which indicates the minimal amount of energy that can be recovered from the system over all state trajectories from x_0 to 0 as $L_\Xi(x_0) = H(x_0) = x_0^\top \Xi x_0$. Eigenvectors corresponding to large eigenvalues of Ξ are thus also ‘important’.

Remark 6. Both Π and Ξ indicate the passivity of the system Σ , such that the existence of a feasible Ξ indicate the existence of Π and vice-versa (Gugercin and Antoulas, 2004).

For the remainder of this paper, Π and Ξ refer to the minimal solutions Π_{\min} and Ξ_{\min} , respectively. As P and Q relate to the steering of the state and Q and Ξ relate to

Table 1. Balancing transformation algorithm, (Antoulas, 2005, Section 7.3)

(1) Pick input and output Gramians $X_i = X_i^\top \succ 0$, $X_o = X_o^\top \succ 0$.
(2) Determine Cholesky factors as $X_i = R_i^\top R_i$, $X_o = R_o^\top R_o$.
(3) Perform the singular value decomposition $R_o R_i^\top = UTV$.
(4) Set transformations as $T = \Gamma^{-1/2} U^\top R_o$, $T^{-1} = R_i^\top V \Gamma^{-1/2}$.
(5) The balanced realizations is $\tilde{A} = TAT^{-1}$, $\tilde{B} = TB$, $\tilde{C} = CT^{-1}$.
(6) Gramians of the balanced realization, become $\tilde{X}_i = \tilde{X}_o = \Gamma$, where $\tilde{X}_i = TX_iT^\top$ and $\tilde{X}_o = T^{-\top}X_oT^{-1}$.

the evolution of the state, P and Π are henceforth called *input Gramians* and Q and Ξ *output Gramians*.

Whether a system is in a balanced realization is directly related to the Gramians of the system.

Definition 7. A minimal system Σ , as in (1), is called (X_i, X_o) -balanced if X_i is an input Gramian (P or Π) and X_o an output Gramian (Q or Ξ) of system Σ , solving (3), (10)-(12), where

$$X_i = X_o = \Gamma = \text{diag}(\gamma_1, \dots, \gamma_n),$$

where $\gamma_1 \geq \dots \geq \gamma_n \geq 0$.

A minimal system that is not balanced, can be transformed to a balanced realization as in Definition 7 using a similarity transformation. A similarity transformation is a transformation with a nonsingular matrix T , such that the transformed system becomes $\tilde{\Sigma} = (TAT^{-1}, TB, CT^{-1}, D)$.

Theorem 8. (Moore, 1981; Willems, 1972a) Consider a passive system Σ , as in (1), and the realization $\tilde{\Sigma}$, determined from a similarity transformation with nonsingular matrix T , as $\tilde{\Sigma} = (\tilde{A}, \tilde{B}, \tilde{C}, D) = (TAT^{-1}, TB, CT^{-1}, D)$. If the matrices P , Q , Π and Ξ satisfy the LMI’s and Lyapunov equations of (3), (10)-(12) for Σ , then $\tilde{P} = TPT^\top$, $\tilde{Q} = T^{-\top}QT^{-1}$, $\tilde{\Pi} = T\Pi T^\top$ and $\tilde{\Xi} = T^{-\top}\Xi T^{-1}$ satisfy the same equations for $\tilde{\Sigma}$.

The unique similarity transformation that results in the balanced realization of the system can be found by the algorithm of Table 1.

Since the Gramians are diagonal in a balanced system realisation, the ‘importance’ of each state with respect to the specified Gramians’ criteria is straightforward: the larger the diagonal entry, the higher the state’s importance. The balanced system Σ is therefore partitioned as

$$\tilde{\Sigma} = \left[\begin{array}{c|c} \tilde{A} & \tilde{B} \\ \hline \tilde{C} & D \end{array} \right] = \left[\begin{array}{cc|c} \tilde{A}_{11} & \tilde{A}_{12} & \tilde{B}_1 \\ \hline \tilde{A}_{21} & \tilde{A}_{22} & \tilde{B}_2 \\ \hline \tilde{C}_1 & \tilde{C}_2 & D \end{array} \right], \quad (13)$$

where the first partition corresponds to the states with the highest values of γ_i , as defined in Definition 7. The reduced system $\hat{\Sigma}$ is obtained by selecting only the first partition, such that $\hat{\Sigma} := (\hat{A}, \hat{B}, \hat{C}, \hat{D}) = (\tilde{A}_{11}, \tilde{B}_1, \tilde{C}_1, D)$. The reduced system $\hat{\Sigma}$ is also balanced, e.g., Gugercin and Antoulas (2004) and Unnland et al. (2007).

Standard terminology differentiates between three different balancing types, based on which Gramians are used, explained hereafter.

3.1 (P, Q) -balancing

(P, Q) -balancing, also known as Lyapunov balancing, is the original method as presented by Moore (1981) and is still the most frequently used type of balancing. By using P and Q , the $r < n$ states of the reduced-order

model $\hat{\Sigma}$ all contribute significantly to the input-output behaviour, and the computation of P and Q is relatively cheap with respect to the computation of Π and Ξ . The reduced system $\hat{\Sigma}$ is guaranteed to be stable if $\gamma_r > \gamma_{r+1}$ and an a priori H_∞ error bound is available (Antoulas, 2005).

3.2 (Π, Ξ) -balancing

(Π, Ξ) -balancing, also known as positive real (PR) balancing, selects states which contribute most to the internal energy of the system. Therefore, it is not as strongly related to the input-output behaviour of the system and is usually of lower accuracy than Lyapunov balanced truncation. However, positive real balancing guarantees the preservation of passivity and thus stability. An error bound is provided by Gugercin and Antoulas (2004).

3.3 (Π, Q) - or (P, Ξ) -balancing

(Π, Q) - and (P, Ξ) -balancing are both known as mixed Gramian (MG) balancing. Whether using (Π, Q) or (P, Ξ) , the resulting balanced system is identical, as shown by Unneland et al. (2007). MG balancing ensures the preservation of passivity through the one Gramian from PR balancing (Unneland et al., 2007). By using also a Gramian from Lyapunov balancing the accuracy of the frequency response is generally improved with respect to PR balancing. In addition, MG balancing is computationally less expensive than PR balancing as P and Q are generally cheaper to compute than Π and Ξ .

4. PASSIVITY-PRESERVING, INTERCONNECTED BALANCING

In Section 2, we set the aim as the reduction of the passive interconnected system Σ_c by reduction of the subsystems, while ensuring passivity of $\hat{\Sigma}_c$. This preservation of passivity can be achieved straightforwardly by the reduction of each individual subsystem Σ_j using either (Π, Ξ) -, (Π, Q) - or (P, Ξ) -balancing, as explained in Section 3.2 and 3.3. Even though this subsystem level reduction ensures passivity, the reduction of each Σ_j does not take its environment (i.e., the other subsystems to which it connects) into account. As a consequence, the dynamics that is retained in each $\hat{\Sigma}_j$ might not contribute effectively to the accuracy of interconnected system $\hat{\Sigma}_c$.

To ensure that the reduced interconnected system $\hat{\Sigma}_c$ approximates Σ_c accurately, while retaining the interconnection structure, Vandendorpe and Van Dooren (2008) present the Interconnected Systems Balanced Truncation (ISBT) method. In ISBT, the controllability and observability Gramians of the interconnected system are partitioned according to the state partition of (5). For example, the controllability Gramian of the interconnected system P_c is determined from

$$0 = A_c P_c + P_c A_c^\top + B_c B_c^\top, \quad (14)$$

where P_c is partitioned as

$$P_c = \begin{bmatrix} P_{1,1} & \cdots & P_{1,k} \\ \vdots & \ddots & \vdots \\ P_{k,1} & \cdots & P_{k,k} \end{bmatrix}, \quad (15)$$

where $P_{i,j} \in \mathbb{R}^{n_i \times n_j}$. The same partition is applied to Q_c , the observability Gramian of Σ_c . ISBT then selects input Gramian $P_{j,j}$ and output Gramian $Q_{j,j}$ to transform Σ_j

using the balancing algorithm of Table 1. The resulting realization $\tilde{\Sigma}_j$ is called *subsystem balanced*. Note that the subsystem itself is not (P_j, Q_j) -balanced, i.e., the Gramians P_j and Q_j of Σ_j are not equal and diagonal. The subsystem-balanced subsystems $\tilde{\Sigma}_j$ are truncated by selection of the first partition, as in (13). The main drawback of ISBT is that stability and passivity of $\hat{\Sigma}_c$ are generally not preserved and there is no error bound available.

As the main contribution of this paper, we propose a new method which combines the advantages of previous research on interconnected systems and passivity. Specifically, a combination of ISBT and (P, Ξ) -balancing is proposed to accurately reduce interconnected systems, guaranteeing passivity (and therefore stability) of both subsystems $\hat{\Sigma}_j$ and interconnected system $\hat{\Sigma}_c$. To this end, we solve and partition P_c as in (14) and (15), and we determine the available storage Ξ_j of subsystem Σ_j from

$$\begin{bmatrix} A_j^\top \Xi_j + \Xi_j A_j & \Xi_j B_j - C_j^\top \\ B_j^\top \Xi_j - C_j & -(D_j + D_j^\top) \end{bmatrix} \preceq 0. \quad (16)$$

$P_{j,j}$ and Ξ_j are then used to transform Σ_j to $\tilde{\Sigma}_j$, using the algorithm of Table 1. By partitioning of $\tilde{\Sigma}_j$ as in (13), and retention of only the $(\tilde{A}_{11}, \tilde{B}_1, \tilde{C}_1, D)$ -partition, the reduced-order subsystem $\hat{\Sigma}_j$ is obtained. The reduced-order subsystems can then be interconnected using S and \mathcal{B} to obtain $\hat{\Sigma}_c$. We call this new reduction scheme *Passive Interconnected Balanced Truncation* (PIBT), which is summarized by Algorithm 1.

Algorithm 1. PIBT

Consider k passive, minimal subsystems Σ_j , coupling matrices S and \mathcal{B} and the asymptotically stable system Σ_c .

- (1) Calculate the global controllability Gramian P_c from (14) and partition it according to the state, as in (15).
- (2) Calculate, for each subsystem Σ_j , $j \in \{1, \dots, k\}$, its available storage Ξ_j using (16).
- (3) For each subsystem Σ_j , employ the algorithm of Table 1 with $X_i = P_{j,j}$ and $X_o = \Xi_j$ to obtain the balanced $\tilde{\Sigma}_j$.
- (4) Truncate the balanced system $\tilde{\Sigma}_j$ to $\hat{\Sigma}_j$ by selecting only the $(\tilde{A}_{11}, \tilde{B}_1, \tilde{C}_1, D)$ -partition of the partitioned, balanced system, as in (13).
- (5) Interconnect all the reduced subsystems $\hat{\Sigma}_j$ with S and \mathcal{B} according to (7) and (8), to find $\hat{\Sigma}_c$.

The PIBT algorithm of Algorithm 1 guarantees the passivity of both the reduced subsystems $\hat{\Sigma}_j$ and reduced interconnected system $\hat{\Sigma}_c$, as shown in the following theorem.

Theorem 9. Consider a passive, minimal interconnected system Σ_c as in (7), consisting of k passive, minimal subsystems $\Sigma_1, \dots, \Sigma_k$, a positive semi-definite interconnection matrix S and external input matrix \mathcal{B} . If Σ_c is reduced to $\hat{\Sigma}_c$ using PIBT of Algorithm 1, $\hat{\Sigma}_j$, $j \in \{1, \dots, k\}$ and $\hat{\Sigma}_c$ are passive.

Proof. By the balancing algorithm of Table 1, Ξ_j is transformed to $\tilde{\Xi}_j = \Gamma$, i.e., $\tilde{\Xi}_j$ is diagonal and sorted. Therefore, for the balanced subsystem the LMI in (3) can be partitioned as

$$\begin{bmatrix} L_{11} & L_{12} \\ L_{21} & -(D_j + D_j^\top) \end{bmatrix} \preceq 0, \quad (17)$$

where

$$\begin{aligned} L_{11} &= \begin{bmatrix} \tilde{A}_{j,11} & \tilde{A}_{j,12} \\ \tilde{A}_{j,21} & \tilde{A}_{j,22} \end{bmatrix}^\top \begin{bmatrix} \Gamma_1 & O \\ O & \Gamma_2 \end{bmatrix} + \begin{bmatrix} \Gamma_1 & O \\ O & \Gamma_2 \end{bmatrix} \begin{bmatrix} \tilde{A}_{j,11} & \tilde{A}_{j,12} \\ \tilde{A}_{j,21} & \tilde{A}_{j,22} \end{bmatrix} \\ L_{12} &= \begin{bmatrix} \Gamma_1 & O \\ O & \Gamma_2 \end{bmatrix} \begin{bmatrix} \tilde{B}_{j,1} \\ \tilde{B}_{j,2} \end{bmatrix} - \begin{bmatrix} \tilde{C}_{j,1}^\top \\ \tilde{C}_{j,2}^\top \end{bmatrix} \end{aligned} \quad (18)$$

At the truncation step, $\hat{\Xi}_j = \Gamma$ is truncated to $\hat{\Xi}_j = \Gamma_1$. The LMI for the available storage of the reduced system $\hat{\Sigma}_j$ corresponds to (17) with only the top-left and top partitions of L_{11} and L_{12} in (18), respectively. The truncated available storage $\hat{\Xi}_{av,j}$ is a valid solution to this LMI, such that $\hat{\Sigma}_j$ retains the passivity properties of Σ_j . $\hat{\Sigma}_c$ is therefore an interconnection of the passive subsystems $\hat{\Sigma}_j$ and interconnection matrices S and B and is thus also passive according to Theorem 5. \square

Remark 10. Note that in Algorithm 1, the balancing algorithm uses P_c and Ξ_j . A valid alternative would be to use Π_j and Q_c , which also guarantees passivity of the reduced systems, but generally results in a different reduced order model. Only if all subsystems are fully symmetric, i.e. $C_j = B_j^\top$, for all $j \in \{1, \dots, k\}$, then $P_c = Q_c$ and $\Xi_j = \Pi_j$, such that the choice between P_c and Ξ_j or Π_j and Q_c is equivalent. Numerical tests on non-symmetric systems have demonstrated comparable accuracy for either P_j and Ξ_j or Π_j and Q_c , but further study is required to provide guidelines on which to use.

5. NUMERICAL EXAMPLE

As an illustrative example, we compare three reduction methods by their application to two interconnected beam models, Σ_1 and Σ_2 , as schematically shown in Figure 2. Both models represent 1 m long, steel beams (Young's modulus is 2×10^{11} Pa, mass density is 8×10^3 kg/m³) with a square cross-section area of 1×10^{-4} m², consisting of 5 identical 2D Euler beam elements (subsystem order $n_j = 20$, for $j = 1, 2$). The left beam, modeled by Σ_1 , is clamped at its left end, i.e., it is a cantilever beam. The right beam, modeled by Σ_2 , has its second and fourth transversal translational degrees of freedom fixed, as shown in Figure 2. Rayleigh damping is added such that the modal damping parameters are given as $\xi_k = 0.5(\omega_{Ok}^{-1} + 5 \times 10^{-6}\omega_{Ok})$, with ω_{Ok} the undamped angular eigenfrequencies. By using solely collocated force inputs and velocity outputs, both beam models are passive.

The two beams are interconnected by a transversal translational damper and a rotational damper with damping constants of 50 Ns/m and 3 Nms/rad, respectively. The interconnected system Σ_c has one external input force u_c and output velocity y_c at the right free end of the right beam and is therefore also passive.

The subsystems models Σ_j are reduced to $\hat{\Sigma}_j$, both of order 12, such that $\hat{\Sigma}_c$ is of 24th order. This reduction is performed using three reduction methods:

- Mixed-Gramian balanced truncation (MGBT) of Uneland et al. (2007) to reduce the individual subsystems using (P, Ξ) -balancing. In other words, both reductions $\Sigma_1 \rightarrow \hat{\Sigma}_1$ and $\Sigma_2 \rightarrow \hat{\Sigma}_2$ are performed individually before coupling to constitute $\hat{\Sigma}_c$.

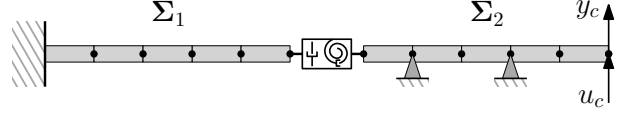


Fig. 2. Schematic drawing of two interconnected Euler beams.

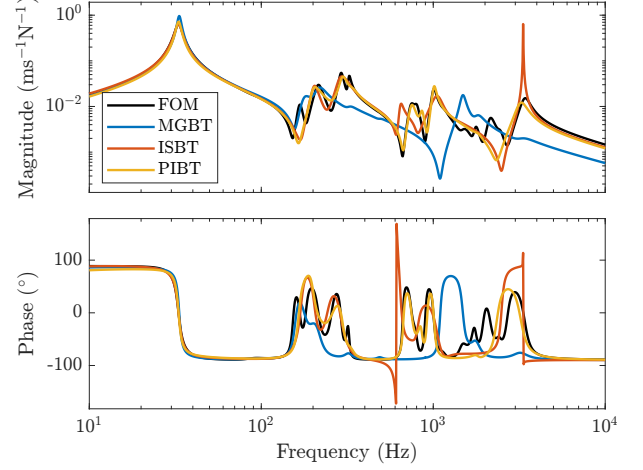


Fig. 3. FRF of the full-order model (FOM) Σ_c and the three reduced order models.

- Interconnected systems balanced truncation (ISBT) of Vandendorpe and Van Dooren (2008) to reduce the subsystems based on the Gramians of the interconnected system Σ_c .
- Passive interconnected balanced truncation (PIBT) to reduce the subsystems as presented in Algorithm 1.

The three reduced-order models $\hat{\Sigma}_c$ (ROMs) are compared to the full-order model Σ_c (FOM) by means of their frequency response functions (FRFs), norms on the corresponding error, and their step response. The systems Σ_c and $\hat{\Sigma}_c$ can alternatively be characterized by their transfer functions $G_c(s) := C_c(sI - A_c)^{-1}B_c + D_c$ and $\hat{G}_c(s) := \hat{C}_c(sI - \hat{A}_c)^{-1}\hat{B}_c + \hat{D}_c$, respectively. The error can then be defined as $E(s) := G_c(s) - \hat{G}_c(s)$. To characterize this error, we evaluate its H_2 - and L_∞ -norm (Zhou and Doyle, 1998) as

$$\|E\|_2^2 = \frac{1}{2\pi} \int_{-\infty}^{\infty} \text{trace}[E^*(j\omega)E(j\omega)]d\omega, \quad (19)$$

$$\|E\|_\infty := \text{ess sup}_{\omega \in \mathbb{R}} \bar{\sigma}[E(j\omega)]. \quad (20)$$

Note that $\|E\|_2$ is only defined if E is stable and is defined to be infinity otherwise. $\|E\|_\infty$ is only defined if E has no purely imaginary poles and otherwise as infinity. Therefore, the L_∞ -norm, as opposed to the H_∞ -norm, is also defined for unstable systems.

The first comparison of the ROMs, by means of the FRFs shown in Figure 3, indicates that PIBT approximates the FOM most accurately. The FRF of the MGBT-ROM follows the FRF of the FOM the least accurately, as MGBT operates on the individual subsystems Σ_j instead of Σ_c , like with ISBT and PIBT. Still, the FRF of the ISBT-ROM shows arguably larger deviation than the PIBT-ROM, e.g., near 700 Hz and 3300 Hz.

A second comparison based on norms on the errors shown in Table 2, indicates PIBT performs best, showing both the smallest L_∞ - and the smallest H_2 -error norm. Addition-

Table 2. H_2 -norm and L_∞ -norm of $E(s) := G_c(s) - \hat{G}_c(s)$ for the three reduction methods.

	MGBT	ISBT	PIBT
H_2 -norm [$\text{m}^2/(\text{N}^2\text{s}^3)$]	1.13	∞	0.463
L_∞ -norm [$\text{m}/(\text{Ns})$]	0.381	1.48	0.0950

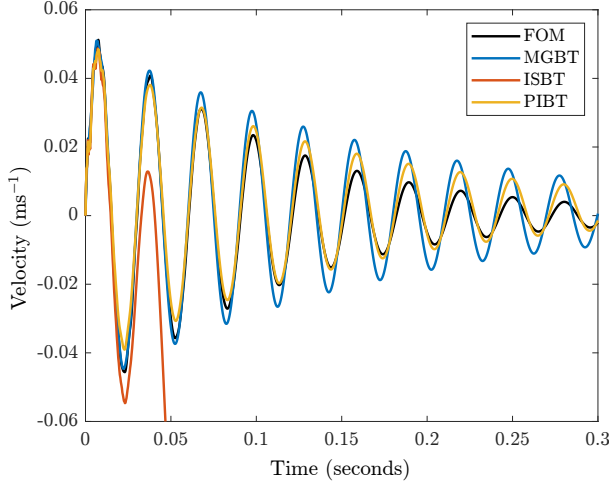


Fig. 4. Step response of the full order model (FOM) Σ_c and the three reductions.

ally, in contrast to the PIBT-ROM, the ISBT-ROM shows an infinite H_2 -norm of its error, indicating its instability. A further check shows that, whereas the ISBT-ROM is neither passive nor stable, the MGBT- and PIBT-ROMs retain both stability and passivity, which is in line with the theoretical guarantee of Theorem 5.

The final comparison, based on the step responses shown in Figure 4, confirms the superiority of PIBT as observed in above two comparisons. Whereas the PIBT-ROM's step response matches the FOM's step response more accurately than the MGBT-ROM does, the step response of the ISBT-ROM diverges within the first 0.05 s, again indicating instability.

Overall, the newly presented method of PIBT demonstrates superior performance with respect to both MGBT and ISBT in this numerical example. Where MGBT compromises on accuracy and ISBT loses stability, PIBT shows it can combine both a high accuracy and a passivity/stability guarantee.

6. CONCLUSIONS AND RECOMMENDATIONS

In order to preserve both passivity and internal structure, interconnected systems are usually reduced by the individual reduction of its subsystems, which does not guarantee the accuracy of the reduced interconnected system. We have presented Passive Interconnected Balanced Truncation (PIBT) as an alternative approach for the reduction of an interconnected system in Algorithm 1. This reduction method works on the interconnected system's model to allow higher accuracy, while preserving the interconnection structure and both the passivity of subsystem models and the interconnected system's model. In the presented numerical example, PIBT shows a significantly improved approximation of the interconnected system response compared to other reduction methods. A practical limitation of PIBT is the need for LMI solutions, which is computationally less attractive for large subsystem models. For

future research, we will work on a more computationally efficient approach, to solve these LMI's. In addition, we will generalize PIBT to be more widely applicable and study the feasibility of defining error bounds.

ACKNOWLEDGEMENTS

The authors would like to thank the company ASML for its financial support, and specifically Dr. Victor Dolk and Thijs Verhees, MSc, for valuable discussions.

REFERENCES

- Antoulas, A.C. (2005). *Approximation of Large-Scale Dynamical Systems*, SIAM, Philadelphia.
- Bao, J. and Lee, P.L. (2007). *Process Control: The Passive Systems Approach*, Springer, London. Advances in Industrial Control.
- Cheng, X., Scherpen, J.M., and Besselink, B. (2019). Balanced truncation of networked linear passive systems. *Automatica*, 104, 17–25.
- Desai, U.B. and Pal, D. (1984). A Transformation Approach to Stochastic Model Reduction. *IEEE Transactions on Automatic Control*, 29(12), 1097–1100.
- Gugercin, S. and Antoulas, A.C. (2004). A survey of model reduction by balanced truncation and some new results. *International Journal of Control*, 77(8), 748–766.
- Imran, M. and Ghafoor, A. (2018). Frequency weighted passivity preserving model reduction technique. *IMA Journal of Mathematical Control and Information*, 35(3), 837–844.
- Jonckheere, E.A. and Silverman, L.M. (1983). A New Set of Invariants for Linear Systems—Application to Reduced Order Compensator Design. *IEEE Transactions on Automatic Control*, 28(10), 953–964.
- Moore, B.C. (1981). Principal Component Analysis in Linear Systems: Controllability, Observability, and Model Reduction. *IEEE Transactions on Automatic Control*, 26(1), 17–32.
- Sandberg, H. and Murray, R.M. (2009). Model reduction of interconnected linear systems. *Optimal Control Applications and Methods*, 30(3), 225–245.
- Unneland, K., Van Dooren, P., and Egeland, O. (2007). New schemes for positive real truncation. *Modeling, Identification and Control*, 28(3), 53–67.
- Vandendorpe, A. and Van Dooren, P. (2008). Model Reduction of Interconnected Systems. In *Model Order Reduction: Theory, Research Aspects and Applications*.
- Willems, J.C. (1972a). Dissipative Dynamical Systems Part II. Linear Systems with Quadratic Supply Rates. *Archive for Rational Mechanics and Analysis*, 45(5), 352–393.
- Willems, J.C. (1972b). Dissipative Dynamical Systems Part 1: General Theory. *Archive for Rational Mechanics and Analysis*, 45(5), 321–351.
- Zhou, K. and Doyle, J.C. (1998). *Essentials of Robust Control*, Prentice Hall. Prentice Hall Modular Series for Eng.
- Zhu, F., Xia, M., and Antsaklis, P.J. (2017). On Passivity Analysis and Passivation of Event-Triggered Feedback Systems Using Passivity Indices. *IEEE Transactions on Automatic Control*, 62(3), 1397–1402.
- Zulfiqar, U., Tariq, W., Li, L., and Liaquat, M. (2017). A Passivity-Preserving Frequency-Weighted Model Order Reduction Technique. *IEEE Transactions on Circuits and Systems II: Express Briefs*, 64(11), 1327–1331.