

Task Scheduling Optimization from a Tensor Network Perspective

Alejandro Mata Ali*

i3B Ibermatica, Quantum Development Department, Paseo Mikeletegi 5, 20009 Donostia, Spain

Iñigo Perez Delgado[†] and Beatriz García Markaida[‡]

i3B Ibermatica, Parque Tecnológico de Bizkaia, Ibaizabal Bidea, Edif. 501-A, 48160 Derio, Spain

Aitor Moreno Fdez. de Leceta[§]

*i3B Ibermatica, Unidad de Inteligencia Artificial,
Avenida de los Huetos, Edificio Azucarera, 01010 Vitoria, Spain*

(Dated: June 21, 2024)

We present a novel method for task optimization in industrial plants using quantum-inspired tensor network technology. This method allows us to obtain the best possible combination of tasks on a set of machines with a set of constraints without having to evaluate all possible combinations. We simulate a quantum system with all possible combinations, perform an imaginary time evolution and a series of projections to satisfy the constraints. We improve its scalability by means of a compression method, an iterative algorithm, and a genetic algorithm, and show the results obtained on simulated cases.

Keywords: Tensor networks, Quantum-inspired, Quantum computing, Combinatorial Optimization

I. INTRODUCTION

The distribution of production resources is widely regarded as one of the most interesting and useful problems in industry [1–3]. This distribution problem can be stated as a combinatorial problem, so its complexity scales exponentially with the problem’s size. There exist some classical heuristic approximations which are capable to reduce the computational time so much, which has led them to be considered great applied methods, such as genetic algorithms [4] or particle swarm optimization [5].

Quantum computing applied to industrial cases has become very interesting, due to its computational power. Some of the best-known and most promising quantum algorithms for combinatorial optimization are the Quantum Approximate Optimization Algorithm (QAOA) [6], Variational Quantum Eigensolver (VQE) [7] and the Quantum Annealing for Constrained Optimization (QACO) [8]. However, these algorithms are limited due to the current Noisy intermediate-scale quantum (NISQ) state of small quantum computers with notable noise.

Due to this, a great expectation has arisen with quantum-inspired methods, which are based on imitating certain quantum processes in classical systems to improve their performance. One example is digital annealing for Quadratic Unconstrained Binary Optimization (QUBO) problem solving [9]. Another quantum-inspired branch is that of tensor networks [10], a classical technology based on the use of linear algebra that allows us to simulate

quantum systems both exact and approximately. Several algorithms are available in tensor networks to address various combinatorial optimization problems [11–13]. However, it is desirable to have specialized algorithms for particular cases in order to reduce as much as possible their computational complexity and memory requirements and to improve their performance.

A specific optimization problem for industrial processes is to assign the tasks to be performed to a set of machines, given a set of constraints on the tasks that can be performed by one machine depending on the task performed by a different machine. This case is interesting because we can extract both the execution times of the tasks and the constraints between them from a historical record of the corresponding manufacturing plant, without having to logically deduce them or having to perform tests.

In our work, we develop a quantum-inspired algorithm with tensor networks that is able to obtain a solution with the lowest cost that respects a given set of constraints. We also improved its scalability by adding an iterative method and a genetic algorithm. Our main novelty contribution is the union of heuristic algorithms and genetic algorithms with tensor network algorithms for solving combinatorial optimization problems.

II. DESCRIPTION OF THE PROBLEM

A. Motivation

The problem we want to solve is the distribution of tasks in a set of machines with some rules about multiple sets of tasks. That is, we have a set of m machines and on each machine i there are P_i possible tasks, with an execution time T_{ij} for the task j on machine i , with $i \in$

* amata@ayesa.com

[†] iperezde@ayesa.com

[‡] b.garcia@ibermatica.com

[§] aimorenof@ayesa.com

$[0, m-1]$ and $j \in [0, P_i-1]$. We also have a set of directed rules over these task combinations. An example of rules would be: “If machine 0 has task 2 and machine 1 has task 4, machine 2 must have task 3.”

We want the combination of tasks on machines that satisfies the rules with the lowest possible execution time. This is essential for increasing the productivity of industrial plants. Obviously we can introduce another indicator as cost instead of execution time, but we will work with this time to simplify the explanation.

We could also extend the problem to a case where each machine has a cost related to the previous one in the chain, but we will focus on the local case to better understand the rule system. We assume that there are no extra execution times due to the order of task execution or moving from one cycle to another. However, we will see how we can extend the method in Ssec. IIID 3.

B. Formalism of the problem

Combinations of tasks are expressed as a vector \vec{x} such that each element of the vector is the task executed on the machine of the corresponding position. Then, $\vec{x} = (1, 3, 2, 3)$, would indicate that the machine 0 is assigned to task 1, the machine 1 is assigned to task 3, the machine 2 is assigned to task 2, and the machine 3 is assigned to task 3. In other words, x_i is the task executed in machine i .

As with any optimization problem, we also need a cost function, which is equal the total execution time. This can be written as a sum of the individual local costs:

$$C(\vec{x}) = \sum_{i=0}^{m-1} T_{i,x_i} \quad (1)$$

The set of all rules is obtained by the union of all the individual rules. Each rule is denoted as R^k , for $k \in [0, n_r - 1]$, being n_r the number of rules. The rules are written as a list with two elements such that the first one is the conditional and the second one the conditioned. That is, for the above example of Ssec. IIA, “if machine 0 has task 2 and machine 1 has task 4, then machine 2 must have task 3.”, the rule string would be: $R^0 = [[2, 4,], [2, 3]]$, where “” implies that this machine does not condition the other ones, but it can be the conditioned one.

III. RESOLUTION ALGORITHM

The core of our algorithm is based on the simulation of a quantum system with qudits by means of a tensor network, taking advantage of the non-unitary operations that the latter allow us. We rely on improving the algorithm of [13] for the implementation of the restrictions to reduce complexity and memory cost, combining it with

the algorithm presented in [14] for the minimization part and obtaining the final result.

Our algorithm consists of:

1. Creating the initial uniform superposition state on qudits: $|\psi_0\rangle = \sum_{\vec{x}} |\vec{x}\rangle$.
2. Applying an imaginary time evolution, so that the amplitude of a combination depends on its cost and a damping constant τ : $|\psi_1\rangle = \sum_{\vec{x}} e^{-\tau C(\vec{x})} |\vec{x}\rangle$.
3. Discarding states by applying the rules by means of projectors: $|\psi_2\rangle = \sum_{\vec{x}} R^0 R^1 \dots R^{n_r-1} e^{-\tau C(\vec{x})} |\vec{x}\rangle$.
4. To measure and extract the basis state with maximum amplitude of the superposition.

In order to reduce the number of tensors to use, the number of operations and the amount of memory to use, we perform several steps of compression of the rules applied to the tensor network to be contracted.

A. Pre-processing

Before executing the core solver itself, we pre-process the problem. The first step is normalize the costs. We want the minimum possible cost to be -1 and the maximum +1. Thus, the time evolution maintains the amplitudes between $e^{-\tau}$ and e^{τ} for the amplitudes, being τ the damping constant. This helps us not to have to adjust τ for each problem manually. We only have to rescale all the times of the problem with the sum of the maximum and the sum of the minimum times of each machine.

The next step is to sort the machines for using the less tensors possible in the contraction. This will be better understood in Ssec. IIID 3. To do this, we look at which are the machines that appear in more rules, placing them closer together in the most central area of the sequence in an orderly way. This means, if machine 0 appears in 3 rules, machine 1 appears in 2 rules, machine 2 in 1 rule, machine 3 in 7 rules and machine 4 in 3 rules, we will sort the machines in the order (2, 4, 3, 0, 1), changing for example the state $\vec{x} = (4, 5, 10, 2, 7)$ to $\vec{x}' = (10, 7, 2, 4, 5)$.

The reason for doing this is that machines that appear more in the constraints will have more connections in the tensor network with other machines than those that appear less. In this way, we will be able to reduce the number of tensors by eliminating many tensors whose only purpose is to connect two distant machines. From here on, we take all states, times and rules as already organized and normalized.

B. Coding in the quantum system

Our encoding of the problem is the basis quantum states of qudits. That is, our quantum state would be, for example $|x\rangle = |1\rangle|3\rangle|2\rangle|3\rangle$ of Ssec. IIB. Thus, each task is encoded as the state in the corresponding qudit.

The dimension of the qudit i is P_i . From here, we follow the notation and methodology of the paper [14], adding the extra steps necessary for this problem.

C. Initial system and imaginary time evolution

As we want to check all combinations of tasks, we make an superposition of all possible tasks and apply the imaginary time evolution. We want that the state after this steps being

$$|\psi\rangle = \sum_{\vec{x}} e^{-\tau C(\vec{x})} |\vec{x}\rangle, \quad (2)$$

so that the higher the cost of the combination, the lower its amplitude exponentially. To do this, we use the first two layers of the method of paper [14], adapted to our cost function removing the bond indexes in the evolution layer.

However, since the costs depend only on the qudit and not on its neighbors, we can absorb the ‘ S ’ layer of imaginary time evolution in the ‘ $+$ ’ layer of superposition itself. Our state after minimization can also be expressed as

$$\begin{aligned} |\psi\rangle &= \sum_{x_0} e^{-\tau T_{0,x_0}} |x_0\rangle \otimes \sum_{x_1} e^{-\tau T_{1,x_1}} |x_1\rangle \otimes \dots \\ &\dots \otimes \sum_{x_{m-1}} e^{-\tau T_{m-1,x_{m-1}}} |x_{m-1}\rangle = \\ &= |+(T)\rangle^0 \otimes |+(T)\rangle^1 \otimes \dots \otimes |+(T)\rangle^{m-1}, \end{aligned} \quad (3)$$

so we can get it by means of the tensor product of $m-1$ vectors already minimized locally

$$|+(T)\rangle^i = \sum_{x_i} e^{-\tau T_{i,x_i}} |x_i\rangle. \quad (4)$$

For example, for a machine 0 with 3 possible tasks, the tensor $+$ for the qudit 0 would be:

$$|+(T)\rangle^0 = (e^{-\tau T_{00}}, e^{-\tau T_{01}}, e^{-\tau T_{02}}) \quad (5)$$

If we wanted to forcibly delete a task, we would only have to replace its corresponding evolution element with a 0 (equivalent to setting its cost to infinity).

If we have a case where the cost of each task on one machine depends on the task on the previous machine, we can directly use the initialization and evolution layers of [14] by modeling that part of the problem as a nearest neighbor Quadratic Unconstrained Discrete Optimization (QUDO).

D. Rules

In this subsection we explain how to apply the rules to the system. Here we first do a rearrangement and compression of rules, and then we apply them. The compression is done to reduce the memory scaling with the

number of rules and the rearrangement is done to improve the compression. We perform these two steps to have a single layer of bond dimension $d+1$ that agglomerates d rules instead of having d layers of one rule each, where we would have a final bond dimension of 2^d . In this way we can exponentially reduce the bond dimension required for the calculation for each restriction in a simple way.

1. Rule grouping

First, we group the rules into sets that start and end on the same machines, and have the same conditioned machine, as this is compression requirement. In this way, we will have the groups of rules that we can condense in the next step.

In case the conditioned machine is previous to the first conditioning machine, we will join all the rules that have the same final conditioning machine and that conditioned machine, with the first conditioning machine after the conditioned one. This is the initial extreme case. Similarly, in case the conditioned machine is subsequent to the last conditioning machine, we will join all the rules that have the same initial conditioning machine and that conditioned machine, with the last conditioning machine prior to the conditioned one. This is the final extreme case.

2. Rule condensation

To do the rule condensation, we use each group of the previous step. Within each group we will generate subgroups of up to P_k rules, with k being the first (or last in the final extreme case) conditioning machine in the rule, so that the conditioning task on the first (or last in the final extreme case) machine is never repeated. We do this to avoid summing in the next step the compatible states differently according to their extremal relation to the constraint. We will understand this better in the next step.

There are actually better rule compression schemes, using complex techniques, but they are so complicated to generalize that they are left for a possible future study.

3. Creating rule layers

In order to impose such restrictions on the system, we convert the rules into a set of tensors, such as a Grover oracle circuit [15]. The basic tensors are Ctrl, Cctrl, cProj, CcProj and Id, which we define later in this section. The tensors Ctrl and Cctrl are the controllers, while the cProj and CcProj are the so-called projectors. There are two types of indexes: vertical and horizontal (Fig. 1).

The vertical ones are the ones that go from the quantum state to the next rule, or between rules, or from rules

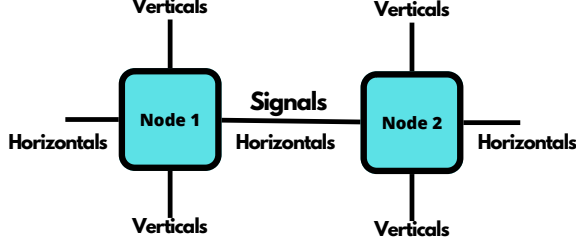


FIG. 1. Types of indexes of the nodes of a rule layer.

to the output. We can see them as the timeline of a quantum circuit. The horizontals are the ones that connect the nodes of the same rule. These indexes send signals and information between nodes of the same rule.

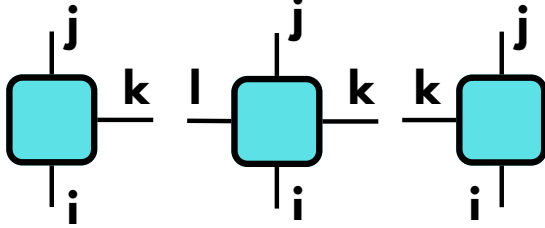


FIG. 2. Name of the indexes for the tensors C_{ijk} and C_{ijkl} .

The key to this method is that the Ctrl and Cctrl tensors identify, based on the task associated with each conditioning machine, which rule is activated, thus telling the cProy or CcProy tensor to impose the correct task on the conditioned machine. Therefore, if the first Ctrl of the layer finds that its associated machine is in the task that indicates the rule 3, it will tell the following tensor to verify if its machine is in the task associated to the rule 3. If so, it will return the same value of 3 to the following tensor, and if not, it will return 0, associated to the fact that no rule is activated. And so on until reaching the cProy, which in case of receiving that all the conditioning machines are in the values of the rule 3, it will force its machine to be in the task of the machine conditioned in this rule, by means of a projection. If the projector tensor (CcProy in this case) has controls on both sides, both sides have to receive the same signal to project. If it receives 0 or different values on both sides, the conditions of the rule will not have been met, and therefore, the projection will not apply.

Tensors are described as:

Id (Identity): it only serves to transmit the signal on non-involved machines. Its non-zero elements (equal to 1) are $\text{Id}_{i,j,k}$ for 3 indexes with $\forall i = j, \forall k$ and $\text{Id}_{i,j,k,l}$ for

4 indexes, $\forall i = j, \forall k = l$.

Ctrl($\{a_r | r \in [0, W - 1]\}$): its vertical indexes only pass the state, i.e. Identity. Its horizontal indexes send a 0 if the incoming signal through the verticals is not in the set of values a_r for that conditional machine of the W rules of the subgroup represented on this layer, and $r + 1$ if it is the value a_r .

For a Ctrl whose target are the states a_r with W rules, the non-zero elements (equal to 1) are $\text{Ctrl}_{i,j,k}, \forall i = j$:

- if $i = a_r$, then $k = r + 1$.
- if $i \notin \{a_r | r \in [0, W - 1]\}$, then $k = 0$.

Cctrl($\{a_r | r \in [0, W - 1]\}$): its vertical indexes only pass the state, i.e. Identity. Its horizontal indexes send a 0 to the right if the incoming signal through the verticals is not in the set of values a_r for that conditional machine of the W rules of the subgroup represented on this layer, or if the signal on the left is different from signal $r + 1$ and the state in this machine is a_r , and $r + 1$ if a_r is received on the vertical and $r + 1$ from the left.

For a Cctrl whose target are the states a_r with W rules, the non-zero elements (equal to 1) are $\text{Cctrl}_{i,j,k,l}, \forall i = j$:

- if $l = 0$, then $k = 0$.
- if $l = r + 1, \forall r \in [0, W - 1]$:
 - if $i = a_r$, then $k = r + 1$.
 - if $i \neq a_r$, then $k = 0$.

CProy($\{a_r | r \in [0, W - 1]\}$): its vertical indexes perform the filtering so that, if the horizontal index is activated with $r + 1$, it only lets state a_r pass through the verticals, and if is activated with 0, it applies an Identity.

For a CProy whose target are the states a_r with W rules, the non-zero elements (equal to 1) are $\text{CProy}_{i,j,k}, i = j$:

- if $k = 0, \forall i$.
- if $k = r + 1, i = a_r$.

CcProy($\{a_r | r \in [0, W - 1]\}$): its vertical indexes perform the filtering so that, if both horizontal indexes are activated with $r + 1$, it only lets state a_r pass through the vertical ones, and if is activated with 0 or with two different signals, it applies an Identity.

For a CcProy whose target are the states a_r with W rules, the non-zero elements (equal to 1) are $\text{CcProy}_{i,j,k,l}, i = j$:

- $\forall k = l$, then $i = a_r$.
- $\forall k \neq l$, then $\forall i$.

These 5 tensors are everything we need for our method. So, simply, by joining the rules, the joined set will be made in such a way that machine qudits have the following tensors applied to them:

First machine: The tensor is a Ctrl or cProxy with the a_r being the values in that machine of each of the rules of the subset.

Second and next machines: The tensor is a Cctrl or CcProxy with the a_r being the values in that machine of each of the rules of the subset, or Id when the machine does not appear in the rule. It is important that the indexes receiving signals from the Cctrl have to be directed in the opposite direction to the CProxy or CcProxy. In other words, for the machines after the conditional machine, we will reverse the order of the horizontal indexes.

Final machine: same as the first one.

Now with these tensors done, we create a layer joining by the horizontal indexes.

It is important to be aware of that a certain rule could have extra information. We can increase the cost of a particular state by changing the filtered element in the projector in the corresponding rule from 1 to the exponential with the extra cost (and τ). This adds extra terms to the cost in a simple way. We can also allow the target machine to have a set of tasks instead of a single task by adding more non-null elements to the projectors.

E. Rule set creation

Having the layers, we join them one after the other (Fig. 3), and finally apply them to the initial system. It is important that when connecting the constraint layers, we try to make the tensor network as compact as possible. That is, that there are as few intermediate gaps as possible. This will help the contraction algorithms to reduce the memory cost.

This takes us to the rules operator

$$\hat{R} = \prod_r \hat{R}^r \quad (6)$$

where \hat{R}^r is the r -th restriction tensor/operator.

With this we have a quantum state with superposition where each remaining element satisfies the rules.

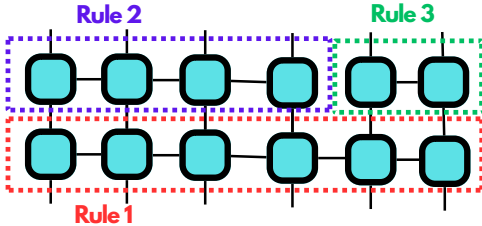


FIG. 3. Layering of compressed rules.

The final state is

$$|\psi(C, R, \tau)\rangle = \sum_{\vec{x}} \hat{R} e^{-\tau C(\vec{x})} |x_0\rangle |x_1\rangle \dots |x_{m-1}\rangle \quad (7)$$

being m the number of machines and the exponential the general evolution operator.

It can be seen as applying the network Fig. 3 to the initial $|+(T)\rangle^i$ nodes.

F. Measurement

Now we want to extract our final state with the maximum amplitude, as this is the one with the minimum cost. We can do this by means of partial traces. This is based on the fact that our system has a peak amplitude, that is, a state with sufficiently higher amplitude than the others. Therefore, when doing a partial trace, the maximum at each index should be the same as the global one. This whole method is explained in more detail in [14].

We do this by connecting a set of nodes in uniform superposition at the end of the last rule layer, except for the index corresponding to the machine to be checked.

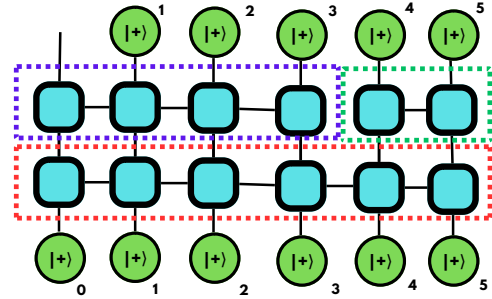


FIG. 4. Tensor network performing the simulation and traces for machine $i = 0$ amplitudes.

In the resulting vector we look for the position of the element whose absolute value is the largest, being that position the correct task for machine 0. Once machine 0 has been determined, we do the same scheme again, but taking into account only the other machines (since we have already determined the first one), with the following modifications:

1. We eliminate all the rules in which machine 0 conditioned another machine and had to have a different value than the one found. This is because obviously this rule will never be activated.
2. If machine 0 conditions another machine and its value is the one found, we keep the rule eliminating the dependence on machine 0, since it will always have its approval.

3. If we have a rule in which machine 0 is the only conditioner for another machine and has the value obtained, this rule is eliminated and the task of the other machine is forced to be the one imposed by the rule. This is because it will always be active.
4. If a rule has machine 0 as conditional and its value is the obtained, it disappears, since we already have it.
5. If a rule has as conditioned the machine 0 with a value different to the one obtained, we replace the rule by one that makes that the conditioned combination cannot occur. This is because if we had found that combination, we would not have the value found.

For each machine that we determine, either by contraction or by this process, we have to repeat the process for that machine, adding what is new that we know. That is, in addition to the above, if we have a rule in which the determined machines are the only conditioners for another machine and they all have the values obtained, this rule is eliminated and the task of the other machine is forced to be the one imposed by the rule. This is because it will always be active.

With this method, each machine determination operation is less costly than the previous one, in addition to dealing with possible degeneration problems. The contraction of this tensor network can be by means of an algorithm that looks for the most efficient route of contraction or by first contracting all the tensors of the last machine, then this resulting tensor with all those of the previous one, and so on until the whole network is completed. The latter scheme will result, taking into account that all $P_k = P$ for simplicity, in a complexity between $O(2^{n_r} P^2 m^2)$ and $O(P^{n_r/P} P^2 m^2)$. This will depend significantly on the particular case to be solved and the structure of the resulting layers for the constraints, as well as their ordering, so it could have a significantly lower complexity.

To improve speed, we can use the reuse of intermediate calculations, so that at each step the tensor that contracts all tensors of all subsequent machines is used. In this way, we will only have to contract it with local tensors of zeros or ones to update with the information of the previous step and contract it with the tensors of the machine to be determined in this step. However, since these tensor networks are generally irregular, we did not study this case in depth, so it will be left for a future study.

IV. EXECUTION ALGORITHMS

Finally we have to contract a 2D-grid network, which scales exponentially with the number of rules. One way to avoid excessive scaling was our rule compression, but it is still excessive.

To compensate for this scaling as a function of the number of rules, we propose the following two schemes: the iterative one and the genetic one.

A. Iterative algorithm

This method is based on not applying all the rules at once at the beginning. We only apply one compressed rule, and in case of failure, we apply the following rules iteratively. The method is:

1. First we check if the simple minimum (the minimum on each machine) satisfies all the constraints. If it does, we finish, meaning this is the case where the global minimum of the unrestricted problem is the same as the global minimum of the problem restricted by the chosen set of rules. If it does not, we continue.
2. Now we apply the rule that eliminates the state we have found, adding also the rules that are compatible with this one to compress them (and take advantage to eliminate more states and iterations). If the result satisfies all constraints, we are done. If not, we repeat this step until the result satisfies them or until we reach the limit of iterations.
3. If we reach the limit of iterations, that is, the groups of rules we can add, we end up with a negative result: no solution that follows all rules of the chosen set has been found.

The goal of this algorithm is to find whether the minimum of the intersection of certain regions bounded by the rules corresponds to the minimum of the intersection of the regions bounded by all the rules. It is important to note that this is an heuristical method.

However, in most cases we could get the right result in a few iterations, each one being more expensive than the previous one.

B. Genetic algorithm

This algorithm is another version of solving the contraction problem. It is based on initialising only one set of tasks on the initial nodes, i.e., making only a subset of tasks on each machine activable, and applying only one set of rules.

Each individual of the population has the following attributes:

- Chromosomes: tasks whose amplitudes are non-zero. That is, tasks that can be activated.
- Phenotype: rules that are included in the individual.

- Result: state obtained after applying the tensor network method. This can also be calculated with the iterative method in case of having many rules. The initialization phases take into account only the activable tasks in order to remove as much as possible the available states.
- Cost: cost of your result.
- Times: the times of the non-activated tasks are set to infinity so that they are not taken into consideration.

The method is as follows:

1. We initialize the population at random.
2. We calculate the outcome for each individual and keep only a proportion of the best individuals using the cost function.
3. With these individuals we perform a crossover of pairs of parents from the previous generation and correct the rules.
4. We create from the parents a set of mutated individuals and correct the rules. Mutations are performed by changing a task on the same machine at random.
5. We check how many individuals are repeated and eliminate them.
6. We add new randomly created individuals to make up for the missing ones to have the number of individuals we should have.
7. We repeat steps 2 \rightarrow 6 until convergence criteria is met or the chosen maximum number of generations is reached.

The chromosome crossover is performed by exchanging, within the same machine, the possible active tasks a number of times we choose between the two individuals, at random. Rule correction is applied to each individual each time it is created. This protocol is based on checking the rules already placed on the individual, if the constraints of the rules were included in the active tasks. If not, the rule is removed. For individuals with missing rules in their heritage, we add new rules that are compatible.

The output of the algorithm is a set of possible results sorted by how good they are.

V. RESULTS

We have tested our algorithm by creating simulated cases for the three cases of iterative, genetic, and the combination of both. In all of them we have seen that a $\tau = 10$ is enough to obtain the desired results.

Case generation is performed by choosing number of machines, number of tasks per machine and number of rules. First we create a list of random times with uniform distribution between 0 and 1 for each machine and task. Then we create a set of rules that are compatible with each other, i.e. the same condition cannot lead to 2 different tasks on the same machine. We could still work with incompatible tasks, we would simply make those states disappear.

In the iterative case, we have seen that we can reduce the number of rules to be applied so that our limit of rules to be applied is significantly lower. We have obtained the correct result for cases of 10 machines with 10 tasks each and 30 rules applied on all occasions when we have not had an memory overflow. Cases in which the excess memory has been exceeded have subsequently been treated with the genetic method.

In the genetic case we have been able to obtain the best result for cases of 10 machines with 10 tasks each and 1000 rules, using 10 individuals, 2 tasks on the chromosomes, 6 rules each, 1 mutation and a survival ratio of $\frac{1}{3}$. The correct results have been obtained in 3 to 7 generations in most cases.

If we use both algorithms together, we see that we can go up to 10 rules per individual, but in the sizes used we have not seen much influence. Of course, the execution was faster. It would probably be better for larger cases, with more rules per individual. However, we have not analyzed larger cases because of the complexity of generating the list of rules that are compatible with each other.

All tests have been performed at Google Colab in August 2023 with the TensorNetwork library [16].

VI. CONCLUSIONS

We have developed a quantum inspired algorithm for combinatorial optimization and applied it to the industrial case of machine task distribution. We have brought together different methodologies, which can serve as inspiration for analogous algorithms for quantum computing, which solve the problems arising from the initial algorithm.

The method can also be extended in future works for other types of bidirectional rules or restrictions where only certain combinations are possible.

Another future study would be to further analyze the algorithm to improve its computation, for example by using Matrix Product State (MPS/TT) compression [17, 18] when rules are applied or by compressing the rules in a better way.

The general algorithm could also be tested for different significant problems, such as the Travelling Salesman Problem or the Job Shop Scheduling Problem.

ACKNOWLEDGMENTS

The research leading to this paper has received funding from the Q4Real project (Quantum Computing for Real Industries), HAZITEK 2022, no. ZE-2022/00033.

-
- [1] Z. Liang, P. Zhong, M. Liu, C. Zhang, and Z. Zhang, A computational efficient optimization of flow shop scheduling problems, *Scientific Reports* **12**, 845 (2022).
 - [2] B. A and A. X. M, A simple model to optimize general flow-shop scheduling problems with known break down time and weights of jobs, *Procedia Engineering* **38**, 191 (2012), INTERNATIONAL CONFERENCE ON MODELLING OPTIMIZATION AND COMPUTING.
 - [3] L. Li, S. Liang, Z. Zhu, C. Ding, H. Zha, and B. Wu, Learning to optimize permutation flow shop scheduling via graph-based imitation learning (2023), arXiv:2210.17178 [cs.LG].
 - [4] M. Pelikan, D. Goldberg, and F. Lobo, A survey of optimization by building and using probabilistic models, in *Proceedings of the 2000 American Control Conference. ACC (IEEE Cat. No.00CH36334)*, Vol. 5 (2000) pp. 3289–3293 vol.5.
 - [5] D. Karaboga and B. Basturk, Artificial bee colony (abc) optimization algorithm for solving constrained optimization problems, in *Foundations of Fuzzy Logic and Soft Computing*, edited by P. Melin, O. Castillo, L. T. Aguilar, J. Kacprzyk, and W. Pedrycz (Springer Berlin Heidelberg, Berlin, Heidelberg, 2007) pp. 789–798.
 - [6] E. Farhi, J. Goldstone, and S. Gutmann, A quantum approximate optimization algorithm (2014), arXiv:1411.4028 [quant-ph].
 - [7] J. Tilly, H. Chen, S. Cao, D. Picozzi, K. Setia, Y. Li, E. Grant, L. Wossnig, I. Rungger, G. H. Booth, and J. Tennyson, The variational quantum eigensolver: A review of methods and best practices, *Physics Reports* **986**, 1 (2022), the Variational Quantum Eigensolver: a review of methods and best practices.
 - [8] I. Hen and F. M. Spedalieri, Quantum annealing for constrained optimization, *Phys. Rev. Appl.* **5**, 034007 (2016).
 - [9] M. Aramon, G. Rosenberg, E. Valiante, T. Miyazawa, H. Tamura, and H. G. Katzgraber, Physics-inspired optimization for quadratic unconstrained problems using a digital annealer, *Frontiers in Physics* **7**, 10.3389/fphy.2019.00048 (2019).
 - [10] J. Biamonte and V. Bergholm, Tensor networks in a nutshell (2017), arXiv:1708.00006 [quant-ph].
 - [11] K. Sozykin, A. Chertkov, R. Schutski, A.-H. Phan, A. Cichocki, and I. Oseledets, Ttopt: A maximum volume quantized tensor train-based optimization and its application to reinforcement learning (2022), arXiv:2205.00293 [cs.LG].
 - [12] J. Alcazar, M. Ghazi Vakili, C. B. Kalayci, and A. Perdomo-Ortiz, Enhancing combinatorial optimization with classical and quantum generative models, *Nature Communications* **15**, 2761 (2024).
 - [13] T. Hao, X. Huang, C. Jia, and C. Peng, A quantum-inspired tensor network algorithm for constrained combinatorial optimization problems, *Frontiers in Physics* **10**, 10.3389/fphy.2022.906590 (2022).
 - [14] A. M. Ali, I. P. Delgado, M. R. Roura, and A. M. F. de Leceta, Polynomial-time solver of tridiagonal qubo and qudo problems with tensor networks (2024), arXiv:2309.10509 [quant-ph].
 - [15] L. K. Grover, A fast quantum mechanical algorithm for database search (1996), arXiv:quant-ph/9605043 [quant-ph].
 - [16] C. Roberts, A. Milsted, M. Ganahl, A. Zalcman, B. Fontaine, Y. Zou, J. Hidary, G. Vidal, and S. Leichenauer, Tensornetwork: A library for physics and machine learning (2019), arXiv:1905.01330 [physics.comp-ph].
 - [17] G. Bai, Y. Yang, and G. Chiribella, Quantum compression of tensor network states, *New Journal of Physics* **22**, 043015 (2020).
 - [18] M. Lubasch, J. I. Cirac, and M.-C. Bañuls, Unifying projected entangled pair state contractions, *New Journal of Physics* **16**, 033014 (2014).