

# A decorrelation method for general regression adjustment in randomized experiments

Fangzhou Su<sup>†,\*</sup> Wenlong Mou<sup>△,\*</sup> Peng Ding<sup>†</sup> Martin J. Wainwright<sup>◇,†,‡</sup>

Department of Electrical Engineering and Computer Sciences<sup>◇</sup>  
Department of Statistics<sup>†</sup>  
UC Berkeley

Department of Electrical Engineering and Computer Sciences<sup>‡</sup>  
Department of Mathematics<sup>‡</sup>  
Massachusetts Institute of Technology

Department of Statistical Sciences<sup>△</sup>  
University of Toronto

## Abstract

We study regression adjustment with general function class approximations for estimating the average treatment effect in the design-based setting. Standard regression adjustment involves bias due to sample re-use, and this bias leads to behavior that is sub-optimal in the sample size, and/or imposes restrictive assumptions. Our main contribution is to introduce a novel decorrelation-based approach that circumvents these issues. We prove guarantees, both asymptotic and non-asymptotic, relative to the oracle functions that are targeted by a given regression adjustment procedure. We illustrate our method by applying it to various high-dimensional and non-parametric problems, exhibiting improved sample complexity and weakened assumptions relative to known approaches.

## 1 Introduction

Randomized experiments are the gold standard for estimating the effect of an intervention, as they allow for model-free inference about the average treatment effect. Under mild conditions, the difference of the averages over the treated and control groups is an unbiased and consistent estimator of the average treatment effect (ATE) [Ney23, IR15]. While model-free inference is possible in randomized experiments, it can be improved upon when the experimenter collects pre-treatment covariates. In particular, if the covariates are predictive of the potential outcomes, incorporating them in the analysis can improve the estimation efficiency [Fis35]. This line of thought leads to procedures for regression adjustment: first, fit the outcome functions, and then use the fitted functions to reduce the variance of sample mean. In the asymptotic limit, the variance of the regression adjustment estimator depends only on how well the model fits the outcomes, which can be much lower than the variance of the outcomes itself. The asymptotic properties of regression adjustment based on low-dimensional linear regression are well-understood [Fre08, Lin13], and provide the foundations of causal inference with randomized controlled experiments.

In practice, linear model classes may be restrictive, and so it is of interest to make use of flexible non-parametric and “black box” methods for approximating the outcome functions. Even when a linear model is used, the dimension of the data can be high compared to the sample

---

\* FS and WM contributed equally to this work.

size, so that fixed-dimension asymptotics lead to poor approximations to the finite-sample behavior. With these issues in mind, a natural goal is to develop finite-sample guarantees for regression adjustment, ones that allow for flexible choices of function approximation.

To address these questions, a recent line of literature has been developed to generalize the classical idea of regression adjustments to high-dimensional and non-parametric settings. For  $d$ -dimensional ordinary least square (OLS) regression, Lei and Ding [LD21] shows that classical regression adjustment needs a sample size  $n \gtrsim d^2$  in order for desirable guarantees to hold<sup>2</sup>; they also develop a de-biasing method that extends to the  $n \gtrsim d^{3/2}$  regime. Moving to the high-dimensional sparse models, Bloniarz et. al. [BLZ<sup>+</sup>16] provided asymptotic normality for Lasso-based regression adjustments in the regime  $n \gtrsim s^2$ , where  $s$  is the sparsity level. For non-parametric function classes, two recent papers [CF23, GB21] established theoretical guarantees for certain non-parametric classes<sup>3</sup> that satisfy appropriate metric entropy conditions (see Definition 3 in [GB21]). For general function classes, all existing works require the outcome function (or the best approximation thereof within some class) to be estimated at a rate faster than  $n^{-1/4}$ . The only exception are regression adjustments based on ordinary least squares (OLS) estimate: in this specific setting, Lei and Ding [LD21] proposed a debiased estimator that requires only  $O(n^{-1/6})$  consistency in estimating the best linear approximations to the outcome functions. Another debiasing scheme for OLS regression adjustment was developed by [CMA21], with exact unbiasedness guarantees. However, no theoretical results are derived in their paper concerning high-dimensional covariates. In a work concurrent to this paper, Lu et al., [LYW23] further improved the debiasing scheme under some additional assumptions, and established asymptotic normality, requiring only consistency in estimation of the linear approximation.

In the super-population framework, the papers [WDTT16, LMS22] show that requirements on the rate at which the outcome functions are estimated can be removed by imposing strong modelling assumptions, i.e., additional probabilistic assumptions on the covariates and outcomes, such as i.i.d. errors. However, in randomized controlled experiments, the only source of randomness is the randomization of treated/control assignment, and the modelling assumptions are usually false. Therefore, to the best of our knowledge, the following fundamental question about regression adjustment remains open:

Can we match oracle behavior in regression adjustment while requiring *only*  $o_p(1)$  consistency from the outcome estimates?

At the first glance, this goal might seem overly ambitious, especially in light of Lei and Ding’s characterization of the bias of classical regression adjustments in the OLS settings [LD21]. Nevertheless, this paper give an affirmative answer to this question.

We do so by developing and analyzing a new decorrelation method. It involves generating auxiliary random variables that split the data into overlapping random subsets, but nonetheless have certain independence properties. In particular, our construction is designed to create independence structure that affords the same benefit as sample splitting in the super-population setting, but applies to the design-based setting. When regression adjustment is implemented using our decorrelation scheme, we can show that the resulting estimates of the treatment effect are asymptotically normal (as in a classical analysis), and moreover, we provide finite-sample bounds relative to an oracle estimator. Both of these results require only consistency in

---

<sup>2</sup>Here and elsewhere the notation  $\gtrsim$  denotes in inequality that holds up to constant factors, and possibly logarithmic factors in dimension.

<sup>3</sup>Roughly speaking, these results apply to non-parametric estimates based on constrained least-squares within a Donsker class.

estimating the best approximations of the outcome function, allowing for arbitrarily slow rates. Based on this point estimate, we also develop a conservative variance estimator that can be used to develop asymptotically valid confidence intervals. Our theory is general, and we instantiate it by developing its consequences for various concrete examples, including ordinary linear regression, sparse high-dimensional linear regression, and non-parametric regression with smoothness-based classes and shape-constrained classes.

The remainder of the paper is organized as follows. In the remainder of this introduce, we discuss additional related work, and then summarize the notation used in this paper. Section 2 introduces the basic set-up and our estimator. Section 3 gives point estimation property and variance estimator. Section 4 gives examples. Section 5 gives simulations. Section 6 collects the proofs for Section 3. Section 7 concludes the paper with discussion on future work.

**Connection to existing methodology:** The main contribution of our paper is a simple approach to improving the finite-sample performance of a general class of regression adjustment procedures. The key idea is a novel procedure for constructing overlapping random subsets of a given dataset that allow us to mimic a sample splitting approach, without imposing the distributional assumptions needed for sample splitting. Accordingly, in this section, we compare our method to existing work on sample splitting.

Many statistical procedures involve multiple stages, and it is desirable to use independent randomness in each stage. When the data are independent samples from an underlying population, a natural approach is to use disjoint subsets at different stages. Cross-fitting is an additional refinement, in which the role of datasets at different stages are interchanged, thereby leading to an ensemble of estimators that can be combined. This classical idea has been widely exploited in causal inference methodology with observational studies [CCD<sup>+</sup>18, WS20, MDWB23].

In the super-population setting of a randomized controlled experiment—i.e., in which the data are assumed to be i.i.d. samples from an underlying probability distribution—the idea of sample splitting can be extended in a natural way. Under strong probabilistic assumptions on the covariate distribution and the outcome model, the paper [WDTT16] studies a sample-splitting version of regression adjustment, providing asymptotic guarantees when outcomes are fitted using high-dimensional sparse linear regression. Their idea is further generalized to non-parametric and machine learning-based outcome estimators by the paper [LMS22], which proves asymptotic normality under super-population assumptions.

Another closely related approach is the leave-one-out method: for each single data point, one can fit a function using the rest  $(n - 1)$  data points and apply to it, and the final estimator can be obtained by averaging the outputs of this procedure on all data points. In a series of papers, Wu and Gagnon-Bartsch [WGB18, WGB21] analyzed leave-one-out methods for regression adjustments, providing asymptotic normality guarantees. The resulting estimator satisfies desirable properties such as unbiasedness. However, in order to make leave-one-out work, it is necessary that the correlation between fitted models at different samples decays sufficiently fast, a condition that can be restrictive and difficult to verify.

In contrast, our methodology uses different but overlapping subsets of data in two stages. By careful construction of the two subsets, we can ensure an independence structure similar to the sample splitting case, yielding near-optimal sample complexity guarantees under mild conditions.

**Notation:** Throughout this paper, we use  $\{e_j\}_{j=1}^d$  to denote the  $d$ -dimensional standard bases, i.e.,  $e_j$  is the vector with a one in the  $j$ -th coordinate, and zeros elsewhere. We use  $\|\cdot\|_p$  to denote the  $\ell^p$  norm on Euclidean spaces, for  $p \in \{1, 2, \infty\}$ , and we define the matrix operator norm as  $\|A\|_{\text{op}} := \sup_{x \neq 0} \|Ax\|_2 / \|x\|_2$ . We also slightly abuse the notation for vector norms with the subscript  $n$ : for vectors  $x, y \in \mathbb{R}^n$ , we define the normalized inner product  $\langle x, y \rangle_n = n^{-1} \sum_{i=1}^n x_i y_i$ , and consequently the normalized  $\ell^2$ -norm  $\|x\|_n := \sqrt{\langle x, x \rangle_n}$ . We use  $\text{Ber}(p)$  to denote the Bernoulli distribution with parameter  $p \in (0, 1)$ . For a vector  $\pi$  in the  $k$ -dimensional probability simplex, we let  $\text{Cat}(\pi)$  to be the multinomial distribution with  $\mathbb{P}(X = j) = \pi_j$  for  $j \in \{1, 2, \dots, k\}$ . We use  $\xrightarrow{\mathbb{P}}$  to denote convergence in probability, and use  $\xrightarrow{\text{dist.}}$  to denote convergence in distribution. Given a scalar  $r > 0$  and a norm  $\|\cdot\|_\nu$ , we  $\mathbb{B}_\nu(r) := \{x \mid \|x\|_\nu \leq r\}$  to denote the  $\|\cdot\|_\nu$ -norm ball of radius  $r$ .

## 2 Problem set-up and the decorrelation method

In this section, we begin with the standard set-up of randomized controlled trials, and the classical difference-in-means estimator. We then describe the idea of regression adjustment in its standard form, before introducing a novel decorrelation scheme for performing regression adjustment.

### 2.1 Problem set-up

We work in the standard set-up of deterministic potential outcomes [Ney23], along with Bernoulli assignments of treatment over a finite population of size  $n$ . Concretely, for each  $i \in [n] := \{1, \dots, n\}$ , let  $y_i(t)$  be the deterministic potential outcome of the unit  $i \in [n]$  under treatment  $t \in \{0, 1\}$ . The treatments are chosen via Bernoulli trials—that is,  $T_i \stackrel{\text{i.i.d.}}{\sim} \text{Ber}(\pi_T)$ . Given the observed outcomes  $y_i := y_i(T_i)$  for  $i = 1, 2, \dots, n$ , our goal is to estimate the average treatment effect (ATE)

$$\tau^* := \frac{1}{n} \sum_{i=1}^n y_i(1) - \frac{1}{n} \sum_{i=1}^n y_i(0). \quad (1)$$

A classical approach to doing so is via the difference-in-mean (DIM) estimator [Ney23], given by<sup>4</sup>

$$\widehat{\tau}_{\text{DIM}} := \frac{1}{n_1} \sum_{i=1}^n y_i \cdot T_i - \frac{1}{n_0} \sum_{i=1}^n y_i \cdot (1 - T_i), \quad \text{where } n_1 := n \cdot \pi_T \text{ and } n_0 := n \cdot (1 - \pi_T). \quad (2)$$

By construction, the estimate  $\widehat{\tau}_{\text{DIM}}$  is unbiased for  $\tau^*$ , and its  $n$ -rescaled MSE (or variance) is given by

$$n \cdot \mathbb{E}[|\widehat{\tau}_{\text{DIM}} - \tau^*|^2] = \frac{1}{n} \sum_{i=1}^n \left\{ \frac{1 - \pi_T}{\pi_T} y_i^2(1) + \frac{\pi_T}{1 - \pi_T} y_i^2(0) + 2y_i(1)y_i(0) \right\}. \quad (3)$$

---

<sup>4</sup>We divide the sums by  $n_1$  and  $n_0$  for simplicity. Another class of approaches, known as ‘‘Hájek’’ estimators, may be used by replacing them as the actual counts. When regression adjustment with an intercept term is used, the two classes of estimators are asymptotically equivalent. In Appendix B, we discuss the Hájek version of our estimators in detail.

This variance can be large, so that it is natural to consider alternative estimators that lead to reduced variances. In many applications, we also observe a collection of deterministic covariates  $\{x_i\}_{i=1}^n$  that can be used for *regression adjustment* [CSW76, Lin13], a class of procedures that we describe next.

## 2.2 Standard regression adjustment

Suppose that the observed covariates  $\{x_i\}_{i=1}^n$  take values in  $\mathbb{R}^d$ . The goal of regression adjustment is to find a pair of functions  $f_1^* : \mathbb{R}^d \rightarrow \mathbb{R}$  and  $f_0^* : \mathbb{R}^d \rightarrow \mathbb{R}$  to approximate the two potential outcomes  $y_i(1)$  and  $y_i(0)$ , respectively, such that the induced residuals

$$\Delta_i(t) := y_i(t) - f_t^*(x_i), \quad \text{for } t \in \{0, 1\}, \text{ and } i \in [n] \quad (4)$$

are small. Given some function class  $\mathcal{F}$ , a reasonable choice—but not computable in practice—are the Euclidean projections of the outcome functions onto  $\mathcal{F}$ , given by

$$f_t^* \in \arg \min_{f_t \in \mathcal{F}} \left\{ \sum_{i=1}^n (y_i(t) - f_t(x_i))^2 \right\}. \quad (5)$$

Given such functions  $\{f_t^*\}_{t=0}^1$ , we can form the *oracle adjusted estimate* of  $\tau^*$ , given by

$$\widehat{\tau}_{\text{adj.oracle}} := \frac{1}{n_1} \sum_{i=1}^n (y_i - f_1^*(x_i)) T_i - \frac{1}{n_0} \sum_{i=1}^n (y_i - f_0^*(x_i)) (1 - T_i) + \frac{1}{n} \sum_{i=1}^n (f_1^*(x_i) - f_0^*(x_i)). \quad (6)$$

By construction, this estimator is unbiased, and following some algebra, one can compute its rescaled MSE as

$$n \cdot \mathbb{E}[|\widehat{\tau}_{\text{adj.oracle}} - \tau^*|^2] = \frac{1}{n} \sum_{i=1}^n \left\{ \frac{1 - \pi_T}{\pi_T} \Delta_i^2(1) + \frac{\pi_T}{1 - \pi_T} \Delta_i^2(0) + 2\Delta_i(1)\Delta_i(0) \right\}. \quad (7)$$

We refer to this estimator as an *oracle procedure* because it is implementable only by an oracle that knows  $\{f_t^*\}_{t=0}^1$ . In practice, since not all the outcomes are observed, the projections  $\{f_t^*\}_{t=0}^1$  from equation (5) cannot be computed, but they can be targeted via a regression procedure.

In more detail, regression adjustment is a two-stage procedure:

- (1) For each  $t \in \{0, 1\}$ , use the data subset  $\{(x_i, y_i)\}_{i:T_i=t}$  to compute an estimate  $\widehat{f}_t$  of  $f_t^*$ .
- (2) Second, substitute the resulting estimates  $\{\widehat{f}_t\}_{t=0}^1$  in place of  $\{f_t^*\}_{t=0}^1$  in the definition (6), thereby obtaining the *standard regression-adjusted estimate*

$$\widehat{\tau}_{\text{adj}} := \frac{1}{n_1} \sum_{i=1}^n (y_i - \widehat{f}_1(x_i)) T_i - \frac{1}{n_0} \sum_{i=1}^n (y_i - \widehat{f}_0(x_i)) (1 - T_i) + \frac{1}{n} \sum_{i=1}^n (\widehat{f}_1(x_i) - \widehat{f}_0(x_i)). \quad (8)$$

Since the function estimates  $\{\widehat{f}_t\}_{t=0}^1$  are noisy, the estimate  $\widehat{\tau}_{\text{adj}}$  has additional statistical fluctuations beyond those present in the oracle-adjusted procedure (6), and analysis is required to understand these differences. A line of work [Lin13, LD21, BLZ<sup>+</sup>16, GB21] has studied

the adjusted estimator  $\widehat{\tau}_{\text{adj}}$  under different conditions. As noted by Lei and Ding [LD21], the major challenge is correlation induced by re-using the randomness in two stages of the procedure. Due to this correlation, the adjustment estimator  $\widehat{\tau}_{\text{adj}}$  can behave poorly in the finite-sample setting. Moreover, past finite-sample work on classical regression adjustment has involved either stringent assumptions on the function class, and/or sub-optimal guarantees in terms of sample complexity. We now turn to a novel decorrelation scheme for regression adjustment that mitigates these issues.

### 2.3 Decorrelation via random subsets with overlap

In the super-population setting—in which each sample is viewed as being drawn i.i.d. from some population distribution—one can avoid correlations between the fitted functions  $\{\widehat{f}_t\}_{t=0}^1$  and the data used to estimate the treatment effect by sample splitting. In particular, we split the data into two subsets, and using one to fit the outcome estimates, and the other to construct the adjusted estimator. Cross-fitting can also be used to reduce the variance of the resulting estimator, and has proven useful in semi-parametric estimation (see e.g. [CCD<sup>+</sup>18]). This idea was extended to controlled experiments assuming super-population and randomness in the outcomes [WDTT16, LMS22].

The validity of these methods crucially exploits probabilistic properties of the super-population setting. By way of contrast, our method focuses on the finite-population framework, where the *only* randomness lies in the treatment indicators  $\{T_i\}_{i=1}^n$ . Accordingly, we need to devise a random subsampling scheme with the required properties. Here we describe such a scheme; notably, as opposed to sample splitting in the super-population setting—in which the data is randomly split into disjoint subsets—our procedure generates overlapping subsets.

We devise a mechanism constructing random subsets of the data—necessarily overlapping—that induce some key independence properties. There are two such decompositions, one for the treated subset  $\mathcal{T}_n := \{i \in [n] \mid T_i = 1\}$  and the other for its complement, the control group  $\mathcal{C}_n := \{i \in [n] \mid T_i = 0\}$ . Let us describe at a high level some properties of these random subsets:

**Random subsets of treatment:** Independently for each  $i \in [n]$ , we generate a random pair  $(R_i, M_i) \in \{0, 1\}^2$  such that  $\max\{R_i, M_i\} \leq T_i$ . This latter constraint means that we can have  $R_i = 1$  or  $M_i = 1$  only if  $T_i = 1$ , so that

$$\mathcal{T}_n(R) := \{i \in [n] \mid R_i = 1\} \quad \text{and} \quad \mathcal{T}_n(M) := \{i \in [n] \mid M_i = 1\}$$

are both random subsets of  $\mathcal{T}_n$ . We provide a construction that ensures that  $R_i \sim \text{Ber}(\pi_R)$  and  $M_i \sim \text{Ber}(\pi_M)$  are independent, where  $(\pi_R, \pi_M) \in (0, 1)^2$  are probabilities that satisfy

$$\pi_T = \pi_M + \pi_R - \pi_M \pi_R. \tag{9a}$$

**Random subsets of control:** Similarly, for the control set  $\mathcal{C}_n$ , we generate i.i.d. pairs  $(\bar{R}_i, \bar{M}_i)$  such that  $\max\{\bar{R}_i, \bar{M}_i\} \leq 1 - T_i$ , and form the subsets

$$\mathcal{C}_n(\bar{R}) := \{i \in [n] \mid \bar{R}_i = 1\} \quad \text{and} \quad \mathcal{C}_n(\bar{M}) := \{i \in [n] \mid \bar{M}_i = 1\},$$

which are random subsets of  $\mathcal{C}_n$ . As above, our construction ensures that  $R_i \sim \text{Ber}(\pi_{\bar{R}})$  and  $M_i \sim \text{Ber}(\pi_{\bar{M}})$  are independent, where the probabilities  $(\pi_{\bar{R}}, \pi_{\bar{M}})$  satisfy

$$1 - \pi_T = \pi_{\bar{M}} + \pi_{\bar{R}} - \pi_{\bar{M}} \pi_{\bar{R}}. \tag{9b}$$

**Decorrelated regression adjustment:** We make use of these random subsets to implement a decorrelated form of regression adjustment. It is a generic approach, one that applies to any type of regression procedure  $\mathcal{A}$  for approximating the outcome functions.

- **Step I:** Use the data indexed by  $\mathcal{T}_n(R)$  and  $\mathcal{C}_n(R)$  to estimate the outcome functions:

$$\widehat{f}_R := \mathcal{A}\left(\{(x_i, y_i) \mid i \in \mathcal{T}_n(R)\}\right), \quad \text{and} \quad \widehat{f}_{\bar{R}} := \mathcal{A}\left(\{(x_i, y_i) \mid i \in \mathcal{C}_n(\bar{R})\}\right). \quad (10a)$$

- **Step II:** Compute the decorrelated estimator

$$\widehat{\tau}_{\text{dc}} := \frac{1}{n_M} \sum_{i=1}^n (y_i - \widehat{f}_R(x_i)) M_i - \frac{1}{n_{\bar{M}}} \sum_{i=1}^n (y_i - \widehat{f}_{\bar{R}}(x_i)) \bar{M}_i + \frac{1}{n} \sum_{i=1}^n (\widehat{f}_R(x_i) - \widehat{f}_{\bar{R}}(x_i)). \quad (10b)$$

where  $n_M := \pi_M n$  and  $n_{\bar{M}} := \pi_{\bar{M}} n$ .

The “decorrelation” property of this estimator arises from the fact that  $R_i$  and  $M_i$  are independent (and so are  $\bar{R}_i$  and  $\bar{M}_i$ ). Consequently, we have

$$\mathbb{E}\left[(y_i - \widehat{f}_R(x_i)) M_i\right] = (y_i - \mathbb{E}[\widehat{f}_R(x_i)]) \mathbb{E}[R_i] = (y_i - \mathbb{E}[\widehat{f}_R(x_i)]) \pi_i,$$

along with an analogous property for the terms involving  $(\bar{R}_i, \bar{M}_i)$ . Thus, the estimate  $\widehat{\tau}_{\text{dc}}$  is unbiased for  $\tau^*$ , and moreover, we can decouple the regression error associated with  $(\widehat{f}_R, \widehat{f}_{\bar{R}})$  from the statistical fluctuations associated with estimating  $\tau^*$ .

## 2.4 Properties of decorrelating sequences

For future reference, we summarize here the properties of the random variables used in our analysis of the DC estimator to follow, and then describe a particular procedure that generates random variables with these properties.

**Lemma 1.** *For a Bernoulli RV  $T \sim \text{Ber}(\pi_T)$  and any pairs of probabilities  $(\pi_R, \pi_M)$  and  $(\pi_{\bar{R}}, \pi_{\bar{M}})$  satisfying equations (9a) and (9b), we can generate a quadruple  $(R, M, \bar{R}, \bar{M}) \in \{0, 1\}^4$  of random variables such that:*

- The random variables  $R$  and  $M$  are independent Bernoulli with parameters  $\pi_R$  and  $\pi_M$ , respectively.*
- The random variables  $\bar{R}$  and  $\bar{M}$  are independent Bernoulli with parameters  $\pi_{\bar{R}}$  and  $\pi_{\bar{M}}$ , respectively.*
- We have  $\max\{R, M\} \leq T$  and  $\max\{\bar{R}, \bar{M}\} \leq 1 - T$ .*
- We have  $\text{cov}\{M, \bar{M}\} = -\pi_M \pi_{\bar{M}}$ .*

Let us describe a particular procedure (and the one used in our implementation of our decorrelation procedure) that generates random variables with the asserted properties. For scalars  $a$  and  $b$  in  $(0, 1)$ , we use  $\text{Cat}(a, b, 1 - a - b)$  denote the multinomial distribution over the choices  $\{1, 2, 3\}$  with probabilities  $(a, b, 1 - a - b)$ , respectively. With this notation, our procedure consists of the following steps:

- If  $T = 1$ , we sample

$$Z \sim \text{Cat}\left(\frac{\pi_M \pi_R}{\pi_T}, \frac{\pi_M - \pi_M \pi_R}{\pi_T}, \frac{\pi_R - \pi_M \pi_R}{\pi_T}\right),$$

and then set

$$M := \begin{cases} 1 & Z \in \{1, 2\}, \\ 0 & Z = 3, \end{cases} \quad R := \begin{cases} 1 & Z \in \{1, 3\}, \\ 0 & Z = 2, \end{cases} \quad \bar{M} = \bar{R} = 0.$$

- If  $T = 0$ , we sample

$$Z \sim \text{Cat}\left(\frac{\pi_{\bar{M}} \pi_{\bar{R}}}{1 - \pi_T}, \frac{\pi_{\bar{M}} - \pi_{\bar{M}} \pi_{\bar{R}}}{1 - \pi_T}, \frac{\pi_{\bar{R}} - \pi_{\bar{M}} \pi_{\bar{R}}}{1 - \pi_T}\right),$$

and then set

$$\bar{M} := \begin{cases} 1 & Z \in \{1, 2\}, \\ 0 & Z = 3, \end{cases} \quad \bar{R} := \begin{cases} 1 & Z \in \{1, 3\}, \\ 0 & Z = 2, \end{cases} \quad M = R = 0.$$

In Appendix A, we prove that the quadruples  $(R, M, \bar{R}, \bar{M})$  generated from this procedure satisfy each of the four properties (a)–(d) stated in Lemma 1.

### 3 Main guarantees

In this section, we present a series of guarantees on the DC estimator. We begin in Section 3.1 by considering the properties of an oracle version of the DC estimator, in which the target functions  $\{f_t^*\}_{t=0}^1$  are known. We establish a bound on the difference between the DC oracle and the regression adjustment oracle. In Section 3.2, we state a non-asymptotic bound on the difference between the DC estimate and its oracle version. Finally, Section 3.3 is devoted to asymptotic analysis of the DC estimator, including a guarantee of asymptotic normality and a procedure for valid confidence intervals.

#### 3.1 Properties of the oracle DC-estimator

Recall the oracle estimator (6) associated with a standard regression adjustment procedure. In an analogous fashion, we define an oracle associated with the DC-estimator (10) as

$$\hat{\tau}_{\text{dc.oracle}} := \frac{1}{n_M} \sum_{i=1}^n (y_i - f_1^*(x_i)) M_i - \frac{1}{n_{\bar{M}}} \sum_{i=1}^n (y_i - f_0^*(x_i)) \bar{M}_i + \frac{1}{n} \sum_{i=1}^n (f_1^*(x_i) - f_0^*(x_i)). \quad (11)$$

As with the classical oracle (6), the DC oracle presumes knowledge of the target functions  $\{f_t^*\}_{t=0}^1$ ; it differs from the classical oracle in using the Bernoulli variables  $(M_i, \bar{M}_i)$ , chosen to according to Lemma 1, as opposed to the original treatment variables  $(T_i, 1 - T_i)$ .

For  $t \in \{0, 1\}$ , define the residual  $\Delta_i(t) := y_i(t) - f_t^*(x_i)$  associated with the  $i^{\text{th}}$  unit. A straightforward calculation yields

$$n \cdot \mathbb{E}[|\hat{\tau}_{\text{dc.oracle}} - \tau^*|^2] = \frac{1 - \pi_M}{\pi_M} \|\Delta(1)\|_n^2 + \frac{1 - \pi_{\bar{M}}}{\pi_{\bar{M}}} \|\Delta(0)\|_n^2 + 2\langle \Delta(1), \Delta(0) \rangle_n. \quad (12)$$



Condition (9) implies that  $\pi_M < \pi_T$  and  $\pi_{\bar{M}} \leq 1 - \pi_T$ . As a result, the oracle estimator  $\widehat{\tau}_{\text{dc.oracle}}$  under the decorrelated scheme has slightly larger variance than the oracle  $\widehat{\tau}_{\text{adj.oracle}}$  discussed in the previous section. In particular, define the  $n$ -rescaled difference in mean-squared errors

$$\delta\text{MSE}(\widehat{\tau}_{\text{dc.oracle}}, \widehat{\tau}_{\text{adj.oracle}}) := n \left\{ \mathbb{E}[|\widehat{\tau}_{\text{dc.oracle}} - \tau^*|^2] - \mathbb{E}[|\widehat{\tau}_{\text{adj.oracle}} - \tau^*|^2] \right\}. \quad (13a)$$

Some calculation then shows that

$$\delta\text{MSE}(\widehat{\tau}_{\text{dc.oracle}}, \widehat{\tau}_{\text{adj.oracle}}) = \frac{1 - \pi_M}{\pi_M} \pi_R \|\Delta(1)\|_n^2 + \frac{1 - \pi_{\bar{M}}}{\pi_{\bar{M}}(1 - \pi_T)} \pi_{\bar{R}} \|\Delta(0)\|_n^2. \quad (13b)$$

Consequently, as long as  $\pi_T$  remains bounded away from 0 and 1, by choosing the probabilities  $\pi_R$  and  $\pi_{\bar{R}}$  sufficiently close to zero, we can ensure that the efficiency loss of the DC oracle compared to the standard oracle is arbitrarily small. However, small choices of these probabilities mean that the computable DC estimator uses smaller (random) subsets of the data to approximate the oracle functions. This tradeoff effectively disappears in the asymptotic limit as  $n \rightarrow +\infty$ , but is important in the finite-sample regime. Our non-asymptotic theory to follow makes this trade-off precise.

### 3.2 Non-asymptotic bounds on $\widehat{\tau}_{\text{dc}}$

In this section, we provide a non-asymptotic bound on the difference  $|\widehat{\tau}_{\text{dc}} - \widehat{\tau}_{\text{dc.oracle}}|$  between the DC estimator and its oracle version. Recall that the first step (cf. equation (10)) in the DC estimator is to compute estimates  $\widehat{f}_R$  and  $\widehat{f}_{\bar{R}}$  of the functions  $f_1^*$  and  $f_0^*$ . We assume that the estimate  $\widehat{f}_R$  is accurate in the following sense. Given an error probability  $\delta \in (0, 1)$ , if the estimator is applied using the observed outcomes indexed by  $\mathcal{T}_n(R)$  with  $R_i \sim \text{Ber}(\pi_R)$ , then we have

$$\|\widehat{f}_R - f_1^*\|_n \leq \varepsilon_1(\pi_R, \delta) \quad \text{with probability } 1 - \delta, \quad (14)$$

where  $(\pi_R, \delta) \mapsto \varepsilon_1$  is an error function. We also impose the analogous assumption for the estimate  $\widehat{f}_{\bar{R}}$  in terms of an error function  $\varepsilon_0(\pi_{\bar{R}}, \delta)$ .

**Theorem 1.** *Suppose that we implement the DC-estimator using:*

- a sequence of i.i.d. quadruples  $(M_i, \bar{M}_i, R_i, \bar{R}_i)_{i=1}^n$  satisfying the properties of Lemma 1
- a function estimate  $\widehat{f}_R$  satisfying the bound (14), with the analogous condition for the estimate  $\widehat{f}_{\bar{R}}$ .

*Then for any  $\delta \in (0, 1)$ , we have*

$$\sqrt{n} |\widehat{\tau}_{\text{dc}} - \widehat{\tau}_{\text{dc.oracle}}| \leq \underbrace{\left\{ \frac{\varepsilon_1(\pi_R, \delta/4)}{\pi_M} + \frac{\varepsilon_0(\pi_{\bar{R}}, \delta/4)}{\pi_{\bar{M}}} \right\}}_{\text{Function estimation error}} \cdot \sqrt{\log(4/\delta)} \quad (15)$$

*with probability at least  $1 - \delta$ .*

See Section 6.1 for the proof.

Theorem 1 establishes an non-asymptotic error bound for  $\sqrt{n}(\widehat{\tau}_{\text{dc}} - \widehat{\tau}_{\text{dc.oracle}})$ , which (for fixed  $\delta$ ) is proportional to the error in estimating the functions  $\{f_t^*\}_{t=0}^1$ . Consequently, as long as this function estimation error converges to zero as  $n \rightarrow \infty$ , then we have guaranteed to

have  $\sqrt{n}|\widehat{\tau}_{\text{dc}} - \widehat{\tau}_{\text{dc.oracle}}| = o_{\mathbb{P}}(1)$ , a quantity that is asymptotically smaller than the rescaled oracle error  $\sqrt{n}|\widehat{\tau}_{\text{dc.oracle}} - \tau^*|$  itself. Second, note that equation (13b) implies that, for some universal constant  $c > 0$ , we have

$$\sqrt{n}|\widehat{\tau}_{\text{dc.oracle}} - \tau^*| \leq \sqrt{n}|\widehat{\tau}_{\text{adj.oracle}} - \tau^*| + c\left\{\|\Delta(1)\|_n\sqrt{\pi_{\text{R}}} + \|\Delta(0)\|_n\sqrt{\pi_{\text{R}}}\right\},$$

with high probability. Combining with equation (15) and the triangle inequality, we find that

$$\sqrt{n}\left\{|\widehat{\tau}_{\text{dc}} - \tau^*| - |\widehat{\tau}_{\text{adj.oracle}} - \tau^*|\right\} \leq c'\left\{\|\Delta(1)\|_n\sqrt{\pi_{\text{R}}} + \varepsilon_1(\pi_{\text{R}}, \delta)\right\} + c'\left\{\|\Delta(0)\|_n\sqrt{\pi_{\text{R}}} + \varepsilon_0(\pi_{\text{R}}, \delta)\right\}. \quad (16)$$

The estimation error  $\varepsilon(\pi, \delta)$  is a decreasing function of  $\pi$ , since smaller values of  $\pi$  lead to smaller subsets of data used for function estimation. The final bound (16) also involves a term of form  $\sqrt{\pi}$ , so that we see that there is a natural trade-off in an optimal finite-sample choice of the pair  $(\pi_{\text{R}}, \pi_{\text{R}})$ . In Section 4 to follow, we discuss optimal choices of this pair for concrete models.

Although choosing this pair can yield improved finite-sample guarantees, we note that the asymptotic behavior is quite robust to these choices. As shown in our asymptotic analysis to follow, our scheme can match the desirable properties of the oracle estimator  $\widehat{\tau}_{\text{adj.oracle}}$  as long as both  $\pi_{\text{R}}$  and  $\pi_{\text{R}}$  converge to 0, and the errors in estimating the pair  $\{f_t^*\}_{t=0}^1$  also go to zero.

### 3.3 Asymptotic normality and inference

We now turn to some asymptotic guarantees for the DC estimator. In order to do so, we consider a sequence of models indexed by  $n$ . Various quantities in this model sequence—including the outcome functions  $\{f_t^*\}_{t=0}^1$  and the treatment probability  $\pi_{\text{T}}$ —may depend on  $n$ , but we omit this dependence so as to keep the notation stream-lined.

#### 3.3.1 Guarantee of asymptotic normality

Recall the residuals  $\Delta_i(t) := y_i(t) - f_t^*(x_i)$  as previously defined (4). Our asymptotic guarantee involves the variance

$$\sigma_n^2 := \frac{1}{n} \sum_{i=1}^n \left\{ \frac{1 - \pi_{\text{M}}}{\pi_{\text{M}}} \Delta_i^2(1) + \frac{1 - \pi_{\text{M}}}{\pi_{\text{M}}} \Delta_i^2(0) + 2\Delta_i(1)\Delta_i(0) \right\}. \quad (17)$$

We assume that

$$\liminf_{n \rightarrow \infty} \sigma_n^2 > 0, \quad \text{and} \quad \frac{1}{n} \sum_{i=1}^n \Delta_i^4(t) \leq C \quad \text{for } t \in \{0, 1\}, \quad (18a)$$

both of which are natural conditions in proving a central limit theorem. Finally, we assume that the treatment probability  $\pi_{\text{T}}$  remains uniformly bounded away from 0 and 1—that is, there exists some  $\alpha \in (0, 1)$  independent of  $n$  such that

$$\pi_{\text{T}} \in [\alpha, 1 - \alpha]. \quad (18b)$$

Finally, we assume our function estimates  $\{\widehat{f}_{\text{R}}, \widehat{f}_{\text{R}}\}$  are consistent in probability—viz.

$$\|\widehat{f}_{\text{R}} - f_1^*\|_n = o_{\mathbb{P}}(1), \quad \text{and} \quad \|\widehat{f}_{\text{R}} - f_0^*\|_n = o_{\mathbb{P}}(1). \quad (18c)$$

**Proposition 1.** *Under the conditions (18a), the overlap condition (18b) and the consistency condition (18c), we have*

$$\frac{\sqrt{n}(\widehat{\tau}_{\text{dc}} - \tau^*)}{\sigma_n} \xrightarrow{\text{dist.}} \mathcal{N}(0, 1). \quad (19)$$

See Section 6.2 for the proof.

At a high level, Proposition 1 guarantees that the DC estimator  $\widehat{\tau}_{\text{dc}}$  matches the desirable asymptotic behavior of the oracle  $\widehat{\tau}_{\text{dc,oracle}}$ . A key fact is that it requires only  $o_{\mathbb{P}}(1)$ -consistency (18c) of the function estimates, as opposed to a specific rate as a function of sample size. This mild requirement affords more general applicability for the DC procedure compared to analogous guarantees for different methods from past work [GB21, CF23, BLZ<sup>+</sup>16].

### 3.3.2 Confidence intervals

In order to use Proposition 1 to construct confidence intervals for  $\tau^*$ , it is necessary to construct an estimator of the variance  $\sigma_n^2$  from equation (17). Unfortunately, this is not possible, since the quantity  $\sigma_n^2$  is not identifiable based on the observations. However, from classical theory, there is an identifiable upper bound (cf. Neyman [Ney23]), namely

$$\sigma_n^2 \leq V_n := \frac{1}{n} \sum_{i=1}^n \left\{ \frac{\Delta_i^2(1)}{\pi_{\text{M}}} + \frac{\Delta_i^2(0)}{\pi_{\bar{\text{M}}}} \right\}. \quad (20)$$

We can estimate this upper bound, leading to a conservative confidence interval. In particular, we define the estimator

$$\widehat{V}_n^2 = \frac{1}{n\pi_{\text{M}}^2} \sum_{i=1}^n (y_i - \widehat{f}_{\text{R}}(x_i))^2 M_i + \frac{1}{n\pi_{\bar{\text{M}}}^2} \sum_{i=1}^n (y_i - \widehat{f}_{\bar{\text{R}}}(x_i))^2 \bar{M}_i.$$

The following theorem gives a confidence interval based on  $\widehat{V}_n^2$  with an asymptotic guarantee on its coverage.

**Theorem 2.** *For any  $\alpha \in (0, 1/2)$ , let  $z_\alpha$  denote the  $1 - (\alpha/2)$ -quantile of a standard normal variate. Under the conditions of Proposition 1, the interval*

$$\left[ \widehat{\tau}_{\text{dc}} - \widehat{V}_n z_\alpha / \sqrt{n}, \widehat{\tau}_{\text{dc}} + \widehat{V}_n z_\alpha / \sqrt{n} \right] \quad (21)$$

*has asymptotic coverage of at least  $1 - \alpha$ .*

See Section 6.3 for the proof of this claim.

### 3.3.3 Comparison to the difference-in-means estimator

It is also useful to compare the asymptotic variance  $\sigma_n^2$  of the decorrelated regression adjustment estimator  $\widehat{\tau}_{\text{dc}}$  with that of the difference-in-means (DIM) estimator. Lin [Lin13] showed that for low-dimensional ordinary least squares, regression adjustment will never harm asymptotic efficiency. This “no-harm” property need not hold in general for standard regression adjustment, because it is based on fitting the outcome models separately, without taking into account their correlations in the finite population. Concretely, the variance of the DIM estimator and regression adjusted estimators depend on:

- DIM estimator: the quadratic terms  $\{y_i^2(t)\}_{t=0}^1$  and cross-terms  $y_i(0)y_i(1)$
- Regression adjustment: the quadratic terms  $\{\Delta_i^2(t)\}_{t=0}^1$  and cross-terms  $\Delta_i(0)\Delta_i(1)$ .

A method that estimates the functions  $f_t^*$  via least-squares will reduce the quadratic terms. However, the cross-terms are incomparable, except for the special case of linear function classes (c.f. [LD17], Example 9, where a decomposition result is established for the asymptotic variance in the OLS case). Note that the efficiency improvement can be achieved by a modified regression adjustment approach [CF23]. However, this method does not directly extend to the decorrelated framework, so that it is an interesting open question how to combine our decorrelation methods with such modified regression procedures so as to improve efficiency.

That being said, as discussed preceding Theorem 2, it is not actually possible to construct confidence intervals using the exact asymptotic variance of either the DIM or regression-adjusted procedures. Instead, due to the lack of identifiability, we must make use of the upper bound  $V_n$  from equation (20) for a regression-adjusted procedure, and its analog (defined in terms of the outcomes  $\{y_i(t)\}_{t=0}^1$  for the DIM estimator. Consequently, whenever the functions  $\{f_t^*\}_{t=0}^1$  are defined via least-squares regression (5), then the conservative confidence interval (21) constructed from Theorem 2 is (asymptotically) shorter than Neyman’s conservative confidence interval based on the difference-in-mean estimator. This attractive property has been noted for OLS adjustments [LD19], but our results apply to much wider class of models, requiring only consistency in the function estimation.

## 4 Some consequences for specific procedures

In this section, we illustrate some consequences of our general theory for specific forms of regression adjustment. We begin in Section 4.1 with the classical setting of ordinary least-squares (OLS) regression. We then discuss consequences for sparse linear regression (Section 4.2) and non-parametric regression (Section 4.3).

### 4.1 Ordinary least-squares linear regression

Let us begin regression adjustments based on OLS. Given the covariates  $(x_i)_{i=1}^n \subseteq \mathbb{R}^d$ , we define the covariate matrix  $\mathbf{X} := [x_1 \ x_2 \ \cdots \ x_n]^\top \in \mathbb{R}^{n \times d}$ . We assume that the covariates  $(x_i)_{i=1}^n$  are orthonormal, satisfying  $n^{-1}\mathbf{X}^\top \mathbf{X} = I_d$ . We also assume without loss of generality that the covariates include an intercept term.

For  $t \in \{0, 1\}$ , we define the population least-square coefficients

$$\beta_t^* := \arg \min_{\beta \in \mathbb{R}^d} \|y(t) - \mathbf{X}\beta\|_n^2, \quad (22)$$

so that the outcome functions from our general theory take the form  $f_t^*(x) = \langle \beta_t^*, x \rangle$ . Given the sequences  $(R_i)_{i=1}^n$  and  $(\bar{R}_i)_{i=1}^n$ , we implement the DC estimate  $\hat{\tau}_{\text{dc}}$  based on the least-squares estimates

$$\hat{\beta}_{\text{R}} := \arg \min_{\beta \in \mathbb{R}^d} \left\{ \frac{1}{n\pi_{\text{R}}} \sum_{i=1}^n (y_i - \langle \beta, x_i \rangle)^2 R_i \right\}, \quad \text{and} \quad \hat{\beta}_{\bar{\text{R}}} := \arg \min_{\beta \in \mathbb{R}^d} \left\{ \frac{1}{n\pi_{\bar{\text{R}}}} \sum_{i=1}^n (y_i - \langle \beta, x_i \rangle)^2 \bar{R}_i \right\}.$$

Introducing the shorthand  $\|\Delta\|_n := \max_{t \in \{0,1\}} \|\Delta(t)\|_n$  and  $\|\Delta\|_\infty := \max_{t \in \{0,1\}} \|\Delta(t)\|_\infty$ , our lower bound on the sub-sampling probabilities involves the parameter

$$\mu_n := \frac{\|\Delta\|_\infty^2}{n\|\Delta\|_n^2} \in \left[\frac{1}{n}, 1\right] \quad (23)$$

that measures the uniformity of the residuals. When  $\mu_n = 1/n$ , then the residuals are all equal in magnitude, whereas we have  $\mu_n = 1$  in the worst case. Finally, as in the analysis of Lei and Ding [LD21], the *maximum leverage score*  $\kappa_n^2 := \max_{i=1,\dots,n} \|x_i\|_2^2/n$  plays a central role in our analysis.

With this notation, we have the following result:

**Corollary 1.** *Given  $\pi_T \in [\alpha, 1 - \alpha]$  and  $\delta \in (0, 1)$ , there are universal constants  $c, c'$  such that choosing  $\pi_R = \pi_{\bar{R}} \in (c'(\mu_n + \log d) \log(1/\delta), \pi_T - \alpha)$  ensures that*

$$\sqrt{n} |\hat{\tau}_{\text{dc}} - \hat{\tau}_{\text{dc.oracle}}| \leq c \sqrt{\frac{\kappa_n^2 \|\Delta\|_n^2 \log d}{\pi_R}} \log(1/\delta) \quad (24)$$

with probability at least  $1 - \delta$ .

See Appendix C.1 for the proof.

**Asymptotic optimality:** To understand the implications of the bound (24), consider covariate vectors  $x_i \in \mathbb{R}^d$  that have uniformly bounded entries, so that  $\kappa_n^2 \lesssim d/n$ , and a sequence of residual vectors such that  $\|\Delta\|_n^2 \lesssim 1$ . In this case, the bound (24) ensures that

$$\sqrt{n} |\hat{\tau}_{\text{dc}} - \hat{\tau}_{\text{oracle}}^{\text{dc}}| \leq c \sqrt{\frac{d \log d}{n \pi_R}} \log(1/\delta)$$

for some universal constant  $c$ .

The permissible values of  $\pi_R$  depends on the residual heterogeneity  $\mu_n$ . One reasonable scaling<sup>5</sup> is  $\mu_n \lesssim \frac{d \log d}{n}$ . In this case, we can allow  $\pi_R$  to go to zero at the rate  $\frac{d \log d}{n}$ , and ensure that  $\hat{\tau}_{\text{dc}}$  has the same asymptotic distribution as the oracle  $\hat{\tau}_{\text{adj.oracle}}$ .

**Finite-sample guidance:** If we want a more refined finite-sample result, then we need to study the trade-off involved in the decomposition (16). Inspecting it for this OLS case, we find that taking  $\pi_R, \pi_{\bar{R}} \asymp \sqrt{\frac{d \log d}{n}}$  leads to the error bound

$$\sqrt{n} \left\{ |\hat{\tau}_{\text{dc}} - \tau^*| - |\hat{\tau}_{\text{adj.oracle}} - \tau^*| \right\} \leq c \left( \frac{d \log d}{n} \right)^{1/4},$$

with high probability, where  $c$  is a universal constant.

Our result provides a useful bound even in the regime  $n \gtrsim d \log d$ . This improves upon a previous guarantee, due to Lei and Ding [LD21], that required  $n \gtrsim d^{3/2}$  in order for asymptotic normality to hold. The scaling required by our method matches that given in concurrent work by Lu et al. [LYW23], but their analysis imposes some non-standard tail conditions on the empirical tail behavior of the potential outcomes (see Assumption 5 in their paper), whereas the results given here only use standard assumptions (e.g., those in the paper [LD21]). Moreover, our approach is not limited to OLS: it is conceptually simpler and more generalizable than the approach [LYW23], as shown by examples in the sequel.

---

<sup>5</sup>For example, these bounds are satisfied with high probability if  $(x_i, y_i)_{i=1}^n$  are i.i.d. random, satisfying appropriate moment assumptions.

## 4.2 Sparse high-dimensional linear regression

When the problem dimension  $d$  is much larger than the sample size  $n$ , it becomes necessary to impose additional structure on the problem in order to obtain consistent estimates. For linear prediction, sparsity of the regression vector is a widely studied condition. Accordingly, this section is devoted to analysis of regression adjustment using sparse linear functions, and in particular, outcome estimation via a variant of the Lasso estimator.

For simplicity in exposition, we assume in this section that both the covariates and outcome are uniformly bounded

$$\max_{i \in [n]} \|x_i\|_\infty \leq x_\infty, \quad \text{and} \quad \max_{i \in [n]} \max_{t \in \{0,1\}} |y_i(t)| \leq y_\infty. \quad (25)$$

Note that we establish non-asymptotic guarantees with explicit dependence on the pair  $(x_\infty, y_\infty)$ . Thus, when converted to asymptotic results, we are able to consider scalings in which this pair diverges as the sample size  $n$  increases.

Recalling the population least-squares coefficients (22)  $\{\beta_t^*\}_{t=0}^1$ , we assume that each vector is  $k$ -sparse, for some sparsity  $k \ll d$ . Moreover, we assume that

$$\max_{i=1, \dots, n} |\langle x_i, \beta_t^* \rangle| \leq y_\infty \quad \text{for } t \in \{0, 1\}, \quad (26)$$

which is reasonable since the outcomes to be approximated also satisfy this bound. As we see momentarily, our result has a mild dependence on  $y_\infty$ , so it can be chosen rather coarsely.

Given this set-up, we estimate  $\beta_1^*$  via the Lasso-type program

$$\widehat{\beta}_R \in \arg \min_{\beta} \left\{ \frac{1}{2n_R} \sum_{i=1}^n R_i(\langle x_i, \beta \rangle - y_i)^2 + \lambda_n \|\beta\|_1 \right\} \quad \text{subject to } \max_{i=1, \dots, n} |\langle x_i, \beta \rangle| \leq y_\infty. \quad (27)$$

The estimate  $\widehat{\beta}_R$  of  $\beta_0^*$  is defined in an analogous way. Observe that the optimization problem (27) is a minor variation of the standard Lasso program, which does not involve the additional constraints on the inner products  $\langle x_i, \beta \rangle$ . These side-constraints are needed to stabilize the estimator so that the sub-sampled matrix satisfies a restricted eigenvalue (RE) condition (see equation (44) in Appendix C.2 for more detail).

Our guarantee applies to the estimator implemented with any regularization parameter lower bounded as

$$\lambda_n \geq \frac{2}{n} \|\mathbf{X}^T (y - \mathbf{X} \beta_t^*)\|_\infty + 16x_\infty y_\infty \sqrt{\frac{\log(d/\delta)}{\pi_R n}} \quad \text{for } t \in \{0, 1\}. \quad (28)$$

This type of choice is standard in the Lasso literature.

**Corollary 2.** *Suppose that  $\pi_T \in [0.1, 0.5]$ , the the vectors  $\{\beta_t^*\}_{t=0}^1$  are  $k$ -sparse and satisfy the bound (26), and the covariate matrix  $\mathbf{X}$  satisfies the RE condition (44) with parameter  $\gamma > 0$ . Then for any  $\delta \in (0, 1)$ , the sparse DC estimate with  $\pi_R = \pi_T \in (\log(d/\delta)/n, \pi_T - 0.1)$  and a regularization parameter (28) satisfies the bound*

$$\sqrt{n} |\widehat{\tau}_{\text{dc}} - \widehat{\tau}_{\text{dc.oracle}}| \leq c \left\{ \frac{x_\infty y_\infty}{\pi_R} \sqrt{\frac{k \log(d/\delta)}{\gamma n}} + \lambda_n \sqrt{\frac{k}{\gamma}} \right\} \cdot \sqrt{\log(1/\delta)} \quad (29)$$

with probability at least  $1 - \delta$ .

See Appendix C.2 for the proof.

Let us discuss some implications of this guarantee, in both the asymptotic and non-asymptotic settings.

**Asymptotic optimality:** Suppose that we regard  $\gamma$ ,  $x_\infty$  and  $y_\infty$  as constants. Then with  $\lambda_n$  from equation (28), we obtain

$$\sqrt{n}|\widehat{\tau}_{\text{dc}} - \widehat{\tau}_{\text{dc,oracle}}| \lesssim \max_{t \in \{0,1\}} \left\{ \frac{1}{\pi_{\text{R}}} \sqrt{\frac{k \log(d/\delta)}{n}} + \sqrt{\frac{k}{n}} \left\| \frac{\mathbf{X}^T(y - \mathbf{X}\beta_t^*)}{\sqrt{n}} \right\|_\infty \right\} \cdot \sqrt{\log(1/\delta)}.$$

For asymptotic normality at the oracle rate, we need to ensure that  $\sqrt{n}|\widehat{\tau}_{\text{dc}} - \widehat{\tau}_{\text{dc,oracle}}| = o_{\mathbb{P}}(1)$ . It is sufficient to require that

$$\frac{k \log d}{n} \xrightarrow{(a)} 0, \quad \text{and} \quad \sqrt{\frac{k}{n}} \left\| \frac{\mathbf{X}^T(y - \mathbf{X}\beta_t^*)}{\sqrt{n}} \right\|_\infty \xrightarrow{(b)} 0, \quad \text{for } t \in \{0,1\}. \quad (30)$$

Under this condition, a choice such that  $\pi_{\text{R}} \rightarrow 0$  and  $\pi_{\text{R}}/\sqrt{k \log d/n} \rightarrow +\infty$  ensures that the estimator  $\widehat{\tau}_{\text{dc}}$  has the ideal asymptotic behavior of  $\widehat{\tau}_{\text{adj,oracle}}$ .

Condition (30)(a) is a standard requirement for consistency in high-dimensional sparse models e.g., see Chap. 7 in the book [Wai19]). As stated, equation (30)(b) is an asymptotic scaling condition for a deterministic sequence of problems, but we can verify its validity under various probabilistic modeling assumptions on the covariates and outcomes.

It is useful to compare our guarantee in Corollary 2 with previous results on Lasso regression adjustment from the paper [BLZ<sup>+</sup>16]. Rewritten in our notation, the scaling condition 4 in the paper [BLZ<sup>+</sup>16] becomes

$$\frac{k^2 \log^2 d}{n} \xrightarrow{(a')} 0, \quad \text{and} \quad k \sqrt{\frac{\log d}{n}} \left\| \frac{\mathbf{X}^T(y - \mathbf{X}\beta_t^*)}{\sqrt{n}} \right\|_\infty \xrightarrow{(b')} 0, \quad \text{for } t \in \{0,1\}. \quad (31)$$

Comparing equation (31) to the conditions in equation (30), both items in the condition induce more stringent requirement on the sparsity level  $k$ . This difference highlights an advantage of our decorrelation strategy: similar to the OLS case, we avoid any quadratic scalings in the sample complexity while preserving the oracle asymptotic properties.

**Non-asymptotic guidance:** Our result also suggests non-asymptotic choices of the tuning parameters  $(\pi_{\text{R}}, \pi_{\overline{\text{R}}})$ , in particular those that minimize decomposition (16). The optimal choices of these parameters should scale as  $(\frac{k \log d}{n})^{1/3}$ . With this choice, if we assume a standard scaling<sup>6</sup>  $\left\| \frac{\mathbf{X}^T(y - \mathbf{X}\beta_t^*)}{\sqrt{n}} \right\|_\infty \lesssim \sqrt{\log d}$ , we conclude that

$$\sqrt{n} \{ |\widehat{\tau}_{\text{dc}} - \tau^*| - |\widehat{\tau}_{\text{adj,oracle}} - \tau^*| \} \leq c \left( \frac{k \log d}{n} \right)^{1/6},$$

with high probability.

<sup>6</sup>For instance, this scaling holds for various random ensembles of  $(x, y)$  pairs.

### 4.3 Non-parametric function classes

Non-parametric function classes provide great flexibility in approximating the relation between covariates and outcomes. In this section, we show that the oracle properties in Theorem 1 can be achieved in a fairly general setting.

Given a convex set<sup>7</sup>  $\mathcal{F} \subseteq \mathbb{R}^n$ , we consider regression adjustment based on the constrained least squares estimate

$$\hat{f}_R := \arg \min_{f \in \mathcal{F}} \left\{ \frac{1}{n_R} \sum_{i=1}^n R_i (f_i - y_i)^2 \right\}, \quad (32)$$

with  $\hat{f}_R$  defined in an analogous manner. The relevant oracle functions  $\{f_t^*\}_{t=0}^1$  are based on Euclidean projection of the outcome vector onto  $\mathcal{F}$ ; in particular, see equation (5).

In this case, as in standard in non-parametric analysis, our guarantee involves the solution to a certain fixed point equation. For any compact set  $\mathcal{C}$ , we use  $N(\varepsilon; \mathcal{C})$  to denote its  $\varepsilon$ -covering number under the norm  $\|\cdot\|_n$ . Let  $r_{n,\delta} > 0$  be the largest positive solution to the fixed-point equation

$$r^2 = \frac{64}{\pi_R} \inf_{\gamma \geq 0} \left\{ \gamma + \frac{1}{\sqrt{n}} \int_{\gamma/4}^{2r} \sqrt{\log N(t, \mathcal{F} \cap \mathbb{B}_n(r))} dt + r \sqrt{\frac{\log(1/\delta)}{n}} \right\}. \quad (33)$$

**Corollary 3.** *Suppose that  $\pi_T \in (0.1, 0.5)$ , and we implement non-parametric regression adjustment with  $\pi_R = \pi_{\bar{R}}$  belonging to the interval  $(0, \pi_T - 0.1)$ . Then for any  $\delta \in (0, 1)$ , we have*

$$\sqrt{n} |\hat{\tau}_{\text{dc}} - \hat{\tau}_{\text{dc,oracle}}| \leq r_{n,\delta} \sqrt{\log(1/\delta)} \quad (34)$$

with probability  $1 - \delta$ .

See Appendix C.3 for the proof.

Let us consider some concrete instantiations of this corollary. Consider a function class  $\mathcal{F}$  whose metric entropy is bounded as

$$\log N(t, \mathcal{F}) \leq c \left(\frac{1}{t}\right)^\alpha, \quad \text{for some } \alpha > 0. \quad (35)$$

These types of entropies arise for Sobolev spaces, and other types of smoothness classes. Under this scaling, it can be verified that a solution to the critical inequality (33) takes the form

$$r_{n,\delta} \leq c' \begin{cases} \left(\frac{1}{\pi_{\bar{R}} n}\right)^{\frac{1}{2+\alpha}} + \sqrt{\frac{\log(1/\delta)}{\pi_{\bar{R}}^2 n}}, & \text{if } \alpha < 2, \\ \left(\frac{\log^2 n}{\pi_{\bar{R}}^2 n}\right)^{\frac{1}{4}} + \sqrt{\frac{\log(1/\delta)}{\pi_{\bar{R}}^2 n}}, & \text{if } \alpha = 2, \\ \left(\frac{1}{\pi_{\bar{R}} n}\right)^{\frac{1}{2\alpha}} + \sqrt{\frac{\log(1/\delta)}{\pi_{\bar{R}}^2 n}}, & \text{if } \alpha > 2. \end{cases}$$

Let us consider some implications of this fact.

**Asymptotic optimality:** Beginning with the asymptotic view, any choice of  $\pi_R$  (and  $\pi_{\bar{R}}$ ) such that  $\pi_R \rightarrow 0$  while  $\pi_R n \rightarrow \infty$  ensures that the DC estimator  $\hat{\tau}_{\text{dc}}$  is asymptotically equivalent to  $\hat{\tau}_{\text{dc,oracle}}$ , with finite-sample control on the error guaranteed by (34).

<sup>7</sup>Here under the finite-population set-up, we directly define the function class  $\mathcal{F}$  as a subset of  $\mathbb{R}^n$ . When we have a class  $\tilde{\mathcal{F}}$  of functions mapping from the space of covariates to reals, we define  $\mathcal{F} := \{(f(x_i))_{i=1}^n : f \in \tilde{\mathcal{F}}\}$ .



**Non-asymptotic guidance:** Furthermore, combining the bound with the error decomposition (16), we can choose the optimal values

$$\pi_R, \pi_{\bar{R}} \asymp \begin{cases} n^{-\frac{2}{\alpha+6}} & \alpha < 2, \\ n^{-1/4} \sqrt{\log n} & \alpha = 2, \\ n^{-\frac{1}{\alpha+2}} & \alpha > 2. \end{cases}$$

Resulting in the high-order convergence rate

$$|\hat{\tau}_{\text{dc}} - \tau^*| - |\hat{\tau}_{\text{adj.oracle}} - \tau^*| \lesssim n^{-1/2} \cdot \begin{cases} n^{-\frac{1}{\alpha+6}} & \alpha < 2, \\ n^{-1/8} (\log n)^{1/4} & \alpha = 2, \\ n^{-\frac{1}{2\alpha+4}} & \alpha > 2. \end{cases} \quad (36)$$

Condition (35) only requires the metric entropy to be controlled by a polynomial of  $1/t$ , but does *not* require the entropy integral to converge (which corresponds to the  $\alpha < 2$  case). This is in sharp contrast with the previous work [GB21, CF23], and accommodates important functions classes, including (among others) (a)  $d$ -dimensional  $s$ -order Hölder functions, where  $\alpha = d/s$ ; and (b)  $d$ -dimensional convex functions, where  $\alpha = d/2$ . (see [GS12]).

This relaxed condition is achieved by our decorrelation strategy. Indeed, it is observed [LD21, GB21] that in order to make the bias of lower order, the standard regression adjustment method would require the functions  $f_1^*, f_0^*$  to be estimated at a rate faster than  $n^{-1/4}$ , which rules out non-Donsker classes. By way of contrast, our decorrelation method automatically removes the bias.

## 5 Simulations

In order to illustrate and complement our theory, we present a suite of numerical experiments designed to expose the finite-sample performance of our estimator, and compare it with existing methods in literature. In Section 5.1, we present regression adjustment based on ordinary least squares with  $(n, d)$  both growing, whereas Section 5.2 is devoted to adjustments based on non-parametric estimates.

### 5.1 Ordinary linear regression

We begin with regression adjustment based on ordinary least-squares (OLS), as discussed in Section 4.1. In order to expose dimensional aspects of the problem, we study sequences of problems with increasing sample size  $n$  and dimension  $d$ , according the scaling  $d = \lceil n^\gamma \rceil$  for an exponent  $\gamma \in (0, 1)$ . We compare the following four estimators: the decorrelated estimator  $\hat{\tau}_{\text{dc}}$  from equation (10), the classical regression adjustment estimator  $\hat{\tau}_{\text{adj}}$ ; the difference-in-means estimator  $\hat{\tau}_{\text{DIM}}$  from equation (2); and the debiased estimator  $\hat{\tau}_{\text{debias}}$  studied by Lei and Ding [LD21]. We consider the balanced case with  $\pi_T = 1/2$  throughout our study. For the decorrelated estimator  $\hat{\tau}_{\text{dc}}$ , we follow the theoretical guidance from Section 4.1, and set  $\pi_R = \pi_{\bar{R}} = \min(\sqrt{d/n}, 1/4)$ . When multiple minimizers exist in the OLS problem, we pick the solution with minimal Euclidean norm, which can be computed by replacing the matrix inverse with the pseudo-inverse.

Additionally, we also provide numerical comparisons of the width and coverage of confidence intervals (CIs) constructed from the point estimators. We focus on CIs of the form

$$[\hat{\tau}_\diamond - z_\alpha \hat{V}_\diamond / \sqrt{n}, \hat{\tau}_\diamond + z_\alpha \hat{V}_\diamond / \sqrt{n}],$$

where  $z_\alpha$  is the upper  $\alpha/2$  quantile of standard normal distribution, and for a given method  $\diamond \in \{\text{dc}, \text{adj}, \text{DIM}, \text{debias}\}$ , the quantity  $\widehat{V}_\diamond$  is an associated variance estimate.

Throughout our simulation studies, we take the confidence level  $\alpha = 5\%$  so that  $z_\alpha \approx 1.96$ . The variance estimator  $\widehat{V}_{\text{dc}}^2$  is given by Theorem 2. For the classical regression adjustment method, we take  $\widehat{V}_{\text{adj}}$  to be the Huber–White-2 standard error [MW85], and for  $\widehat{V}_{\text{dc}}$ , we use the Huber–White-type variance estimator constructed in the paper [LD21]. For the difference-in-means method, we use a simple plug-in variance estimator

$$\widehat{V}_{\text{DIM}}^2 = \frac{1}{n\pi_{\text{T}}^2} \sum_{i=1}^n y_i^2 T_i + \frac{1}{n(1-\pi_{\text{T}})^2} \sum_{i=1}^n y_i^2 (1-T_i).$$

**Construction of the simulation instances:** For each  $(n, d)$ -pair, we first draw i.i.d. samples  $(\tilde{x}_{ij})_{i \in [n], j \in [d]} \stackrel{\text{i.i.d.}}{\sim} t(2)$  from the Student’s  $t$ -distribution with degree-of-freedom 2, re-center them, and append an intercept term, i.e., the covariates are given by

$$x_i = \left[ \tilde{x}_i - n^{-1} \sum_{\ell=1}^n \tilde{x}_\ell \right] \in \mathbb{R}^{d+1}, \quad \text{for } i = 1, 2, \dots, n.$$

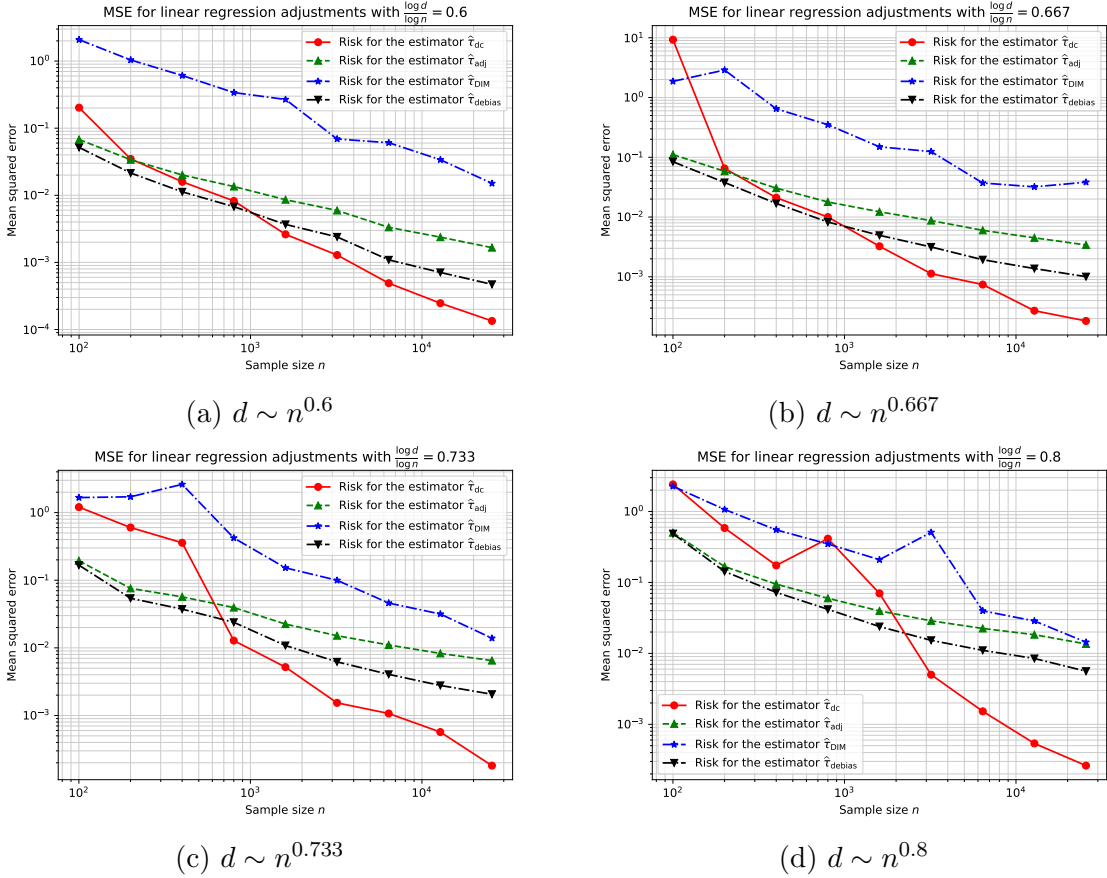
Based on the covariates, we generate the potential outcomes by  $y_i(1) = 4\langle \beta^*, x_i \rangle + \varepsilon_i$  and  $y_i(0) = 0$ , where  $\beta^* = [0 \ 1 \ 1 \ \dots \ 1] / \sqrt{d} \in \mathbb{R}^{d+1}$  the vector  $\varepsilon$  is computed following the bias-maximizing strategy in Section 4.4 of the paper [LD21]; see details in Appendix D.

**Simulation results:** In Figures 1, 2, and 3, we present the simulation results for the four estimators on the synthetic problem instances described above. We consider four scaling regimes, with  $d = \lceil n^\gamma \rceil$  for  $\gamma \in \{0.6, 0.667, 0.733, 0.8\}$ . We estimate the mean-squared errors (MSE) of point estimators, coverage rates, and lengths of confidence intervals by averaging 100 independent Monte Carlo trials.

From Figure 1, we can observe that when the sample size is large (e.g.  $n \gg 1000$ ), the decorrelated estimator  $\widehat{\tau}_{\text{dc}}$  consistently achieves the best empirical performance under all four regimes. With very sample sizes, it can suffer from high variance due to insufficient data used in OLS regression. In particular, the spike in the panel (d) at  $(n = 800, d = 211)$  is due to the “double-descent” phenomenon<sup>8</sup> in high-dimensional linear regression [BHMM19].

For a sufficiently large sample size, the MSE curves for  $\widehat{\tau}_{\text{dc}}$  and  $\widehat{\tau}_{\text{DIM}}$  both have slope approximately equal to  $-1$ , while the difference-in-mean estimator  $\widehat{\tau}_{\text{DIM}}$  exhibits a larger pre-factor, as shown by the large intercept in these plots with a logarithmic scale. The cause of this large pre-factor is the strong signal term  $4\langle \beta^*, x_i \rangle$  in the data-generating process; it can be captured by a regression adjust procedure like  $\widehat{\tau}_{\text{dc}}$ , but not by the difference-in-means. The debiased estimator  $\widehat{\tau}_{\text{debias}}$  consistently outperforms the standard forms of regression adjustment, while the slopes for both estimators become worse as the exponent  $\gamma$  grows. In theory, both  $\widehat{\tau}_{\text{dc}}$  and  $\widehat{\tau}_{\text{DIM}}$  converge at a  $(n^{-1/2})$  rate for any value of  $\gamma$ , while the debiased estimator  $\widehat{\tau}_{\text{debias}}$  requires  $\gamma \leq 2/3$  for such a rate of convergence. For  $\gamma \in (0.5, 1)$ , the standard regression adjustment estimator  $\widehat{\tau}_{\text{adj}}$  converges at a slower  $n^{\gamma-1}$  rate due to its large bias, which is consistent with our experimental observations. Note that in our simulation, even with a slower

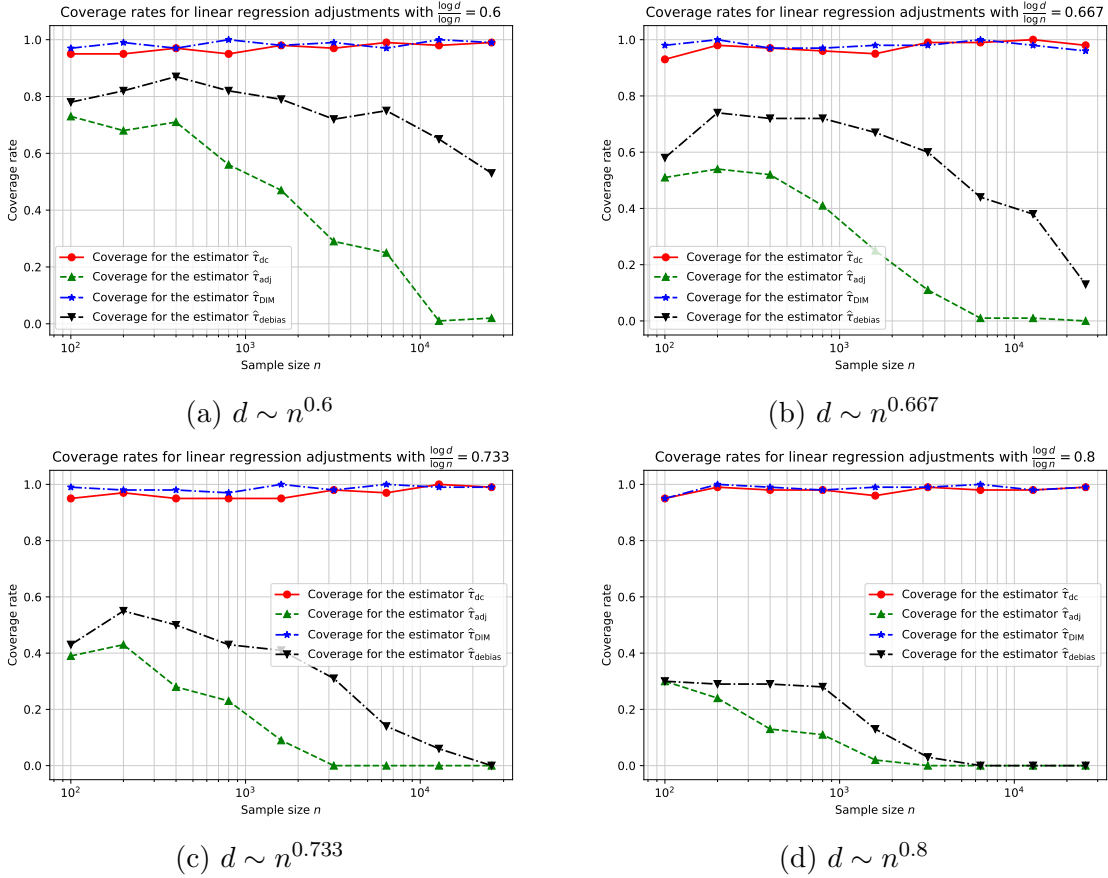
<sup>8</sup>Concretely, for a  $d$ -dimensional OLS based on  $m$  samples, the risk is maximized when  $m \approx d$ , and decreases from this maximum when the sample size  $m$  becomes either larger or smaller. In our experimental set-up, we choose  $\pi_{\text{R}} = \pi_{\text{C}} = 1/4$  in this case, leading to a sample size around 200 being used in the first stage of de-correlated estimator, which is close to the dimension of covariates. The other two regression-adjustment-based estimators use the full treatment/control groups of size around 400, and so do not suffer from this spike.



**Figure 1.** Plots of the mean-squared error  $\mathbb{E}[|\hat{\tau}_\diamond - \tau^*|^2]$  versus sample size  $n$ . Each curve corresponds to a different algorithm  $\diamond \in \{\text{dc}, \text{adj}, \text{DIM}, \text{debias}\}$ . Each marker corresponds to a Monte Carlo estimate based on the empirical average of 100 independent runs. As indicated by the sub-figure titles, each panel corresponds to a scaling regime in terms of the pair  $(n, d)$ . Both axes in the plots are given by logarithmic scales. Some of the curves may overlap with each other.

rate of convergence, the methods  $\hat{\tau}_{\text{adj}}$  and  $\hat{\tau}_{\text{debias}}$  still outperform  $\hat{\tau}_{\text{DIM}}$ . This is because gap in the constant factor is large while the sample size is not large enough to counter-effect the gap. In panel (d) of Figure 1, we can see that the MSE curves for  $\hat{\tau}_{\text{adj}}$  and  $\hat{\tau}_{\text{DIM}}$  intersects at sample size  $n = 25600$ , and we anticipate  $\hat{\tau}_{\text{DIM}}$  to outperform  $\hat{\tau}_{\text{adj}}$  (and  $\hat{\tau}_{\text{debias}}$  as well) with a larger sample size.

Turning to the confidence intervals, in Figures 2, we observe that the coverage rates for  $\hat{\tau}_{\text{dc}}$  and  $\hat{\tau}_{\text{DIM}}$  are consistently at the level of 95%, in all regimes and with all sample sizes. On the other hand, the estimates  $\hat{\tau}_{\text{adj}}$  and  $\hat{\tau}_{\text{debias}}$  have degraded coverage for large sample sizes. This is consistent with the theoretical predictions: when the biases in  $\hat{\tau}_{\text{adj}}$  and  $\hat{\tau}_{\text{debias}}$  are dominating, the standard deviation estimator serves as a poor proxy for the actual error. With a finite sample size, the debiased estimator  $\hat{\tau}_{\text{debias}}$  can remove bias to some extent, so that its confidence interval enjoys better coverage guarantees than the standard adjusted estimator  $\hat{\tau}_{\text{adj}}$ . In the hard regime of  $\gamma \in \{0.733, 0.8\}$ , the coverage rates for both  $\hat{\tau}_{\text{debias}}$  and  $\hat{\tau}_{\text{adj}}$  go to zero as the sample size  $n$  grows. In the easy regime of  $\gamma = 0.6$ , however, the finite-sample coverage of  $\hat{\tau}_{\text{debias}}$  is still significantly worse than  $\hat{\tau}_{\text{dc}}$  and  $\hat{\tau}_{\text{DIM}}$ . This is because the latter two estimators are unbiased in an exact sense, while  $\hat{\tau}_{\text{debias}}$  only eliminates the leading-order bias.

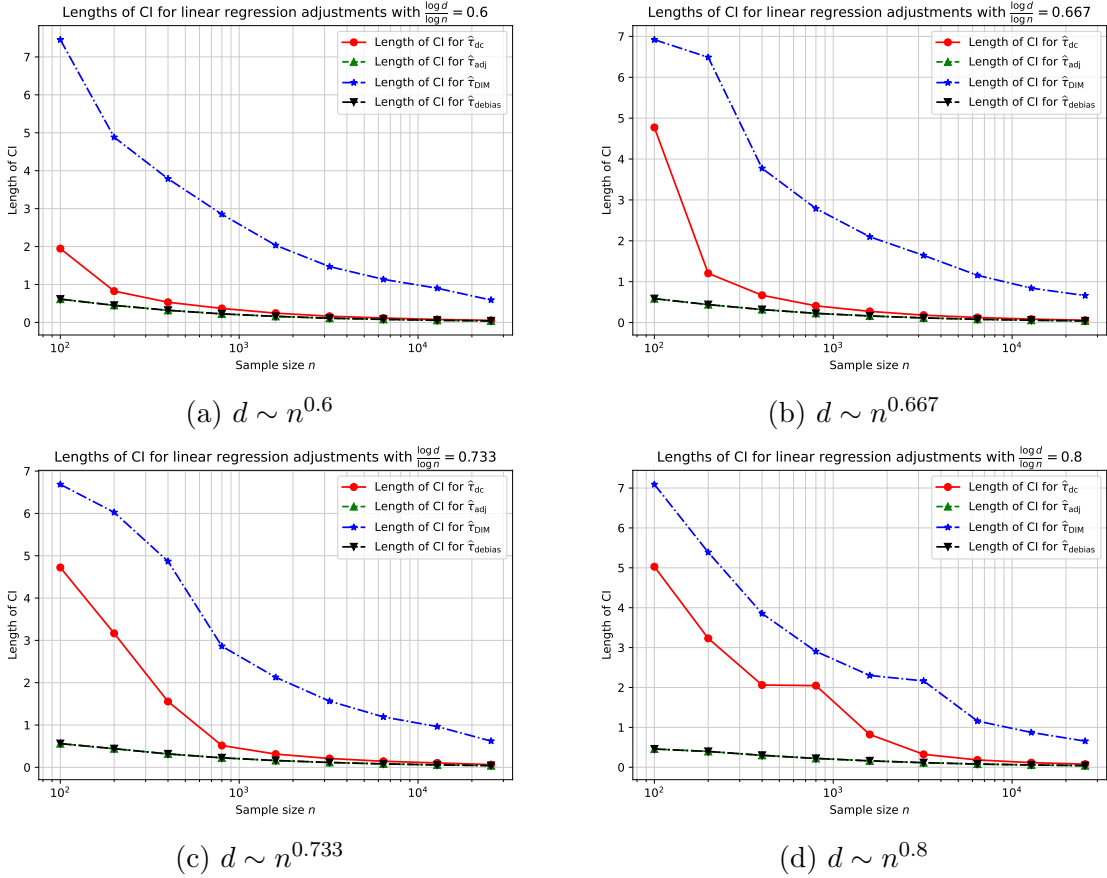


**Figure 2.** Plots of the coverage rate  $\mathbb{P}(|\tau^* - \hat{\tau}_\diamond| \leq z_\alpha \hat{V}_\diamond / \sqrt{n})$  versus sample size  $n$ . Each curve corresponds to a different algorithm  $\diamond \in \{\text{dc}, \text{adj}, \text{DIM}, \text{debias}\}$ . Each marker corresponds to a Monte Carlo estimate based on the empirical average of 100 independent runs. As indicated by the sub-figure titles, each panel corresponds to a scaling regime in terms of the pair  $(n, d)$ . The sample size is given by logarithmic scale and the coverage rate is given by linear scale. Some of the curves may overlap with each other.

Finally, in Figure 3, we observe that  $\hat{\tau}_{\text{dc}}$  the length of CIs constructed from  $\hat{\tau}_{\text{dc}}$  exhibits a phase transition: with a small sample size (so that the typical number of samples used to fit OLS is insufficient), the CIs are long; when the sample size becomes large, the lengths of its CIs become comparable to that of  $\hat{\tau}_{\text{adj}}$  and  $\hat{\tau}_{\text{debias}}$ , though the latter two exhibit poor coverage. In contrast, the valid CIs constructed from  $\hat{\tau}_{\text{DIM}}$  are significantly longer. To conclude,  $\hat{\tau}_{\text{dc}}$  enjoys a best-of-both-worlds performance in statistical inference — it is almost always valid, while being short whenever some meaningful regression can be done.

## 5.2 Non-parametric regression with interpolation

We now turn to simulation studies for regression adjustment based on non-parametric regression. In particular, we focus on a class of non-parametric estimators that interpolate—that is, fit the training data perfectly. Interpolating estimators are common when using neural networks [ZBH<sup>+</sup>21], and there is associated theory [BRT19, BLLT20] on their performance. In this section, we show through simulation studies that the standard regression adjustment estimator  $\hat{\tau}_{\text{adj}}$  exhibits significantly worse error due to the large bias, while the decorrelated



**Figure 3.** Plots of the length of the confidence interval  $2z_\alpha \mathbb{E}[\widehat{V}_\diamond / \sqrt{n}]$  versus sample size  $n$ . Each curve corresponds to a different algorithm  $\diamond \in \{\text{dc}, \text{adj}, \text{DIM}, \text{debias}\}$ . Each marker corresponds to a Monte Carlo estimate based on the empirical average of 100 independent runs. As indicated by the sub-figure titles, each panel corresponds to a scaling regime in terms of the pair  $(n, d)$ . The sample size is given by logarithmic scale and the length is given by linear scale. Some of the curves may overlap with each other.

estimator  $\widehat{\tau}_{\text{dc}}$  is  $\sqrt{n}$ -consistent.

A regression method is said to *interpolate* the training data  $(x_i, y_i)_{i \in \mathcal{I}}$  if it produces a function estimate  $\widehat{f}$  such that  $\widehat{f}(x_i) = y_i$  for any  $i \in \mathcal{I}$ . When an interpolating estimator is used for classical regression adjustment, the resulting ATE estimator takes the form

$$\widehat{\tau}_{\text{adj}} = \frac{1}{n} \sum_{i=1}^n (\widehat{f}_1(x_i) - \widehat{f}_0(x_i)),$$

so that it corresponds to an outcome regression estimator. As a result, any biases in the estimated functions  $(\widehat{f}_1, \widehat{f}_0)$  will lead to a biased estimator  $\widehat{\tau}_{\text{adj}}$ , and the rate of convergence can be slower than  $n^{-1/2}$ . Our decorrelated method, on the other hand, always achieves  $n^{-1/2}$ -rate as well as the efficiency of the oracle estimator.

To illustrate this fact, we consider a one-dimensional non-parametric estimation problem, with the covariates  $x_i \in [0, 1]$  for  $i = 1, \dots, n$ . Given a Hölder smoothness exponent  $\alpha \in (0, 1]$ , the non-parametric estimator is given by a shrinkage version of the regressogram estimator, along with a normalization step. In particular, we split the interval evenly  $[0, 1]$  into  $B_n =$

$\lceil n^{\frac{1}{1+2\alpha}} \rceil$  segments  $(I_b)_{b \in [B]}$  with equal lengths. Given the data  $(x_i, y_i)_{i \in \mathcal{I}}$ , we define

$$\tilde{f}(x) := (1 - n^{-\frac{\alpha}{2\alpha+1}}) \sum_{b=1}^B \mathbf{1}_{x \in I_b} \cdot \frac{\sum_{i \in \mathcal{I}} y_i \mathbf{1}_{x_i \in I_b}}{\sum_{i \in \mathcal{I}} \mathbf{1}_{x_i \in I_b}}.$$

Note that only one term in the summation  $\sum_{b=1}^B$  is non-zero, which corresponds to the line segment where the point  $x$  lies.

Given the estimated pair  $(\tilde{f}_R, \tilde{f}_{\bar{R}})$ , we further define the interpolating functions  $\hat{f}_R, \hat{f}_{\bar{R}}$  as

$$\hat{f}_\star(x_i) := \begin{cases} y_i & \star_i = 1 \\ \tilde{f}_\star(x_i) & \text{otherwise} \end{cases}, \quad \text{for } \star \in \{R, \bar{R}\} \text{ and } i \in [n].$$

In the settings of random design and outcomes, we can verify that the estimators  $(\hat{f}_R, \hat{f}_{\bar{R}})$  achieve the  $n^{-\frac{\alpha}{1+2\alpha}}$  minimax rate of convergence for  $\alpha$ -Hölder functions [Tsy08]. Following arguments similar to those used to prove Corollary 3, we can also provide guarantees for the finite-design setting considered here.<sup>9</sup>

Similar to Section 5.1, we also study the confidence sets constructed from the point estimators being considered. We use the variance estimator in Theorem 2 for  $\hat{\tau}_{\text{dc}}$ , and the plug-in methods to estimate the variances of  $\hat{\tau}_{\text{adj}}$  and  $\hat{\tau}_{\text{DIM}}$ . In particular, for standard regression adjustment, we use the variance estimator

$$\hat{V}_{\text{adj}}^2 = \frac{1}{n\pi_{\text{T}}^2} \sum_{i=1}^n (y_i - \hat{f}_1(x_i))^2 T_i + \frac{1}{n(1 - \pi_{\text{T}})^2} \sum_{i=1}^n (y_i - \hat{f}_0(x_i))^2 (1 - T_i). \quad (37)$$

**Construction of simulation instances:** For a given sample size  $n$ , we use equi-spaced design points  $x_i = (i - 1)/n$  for  $i = 1, 2, \dots, n$ , and consider the outcomes

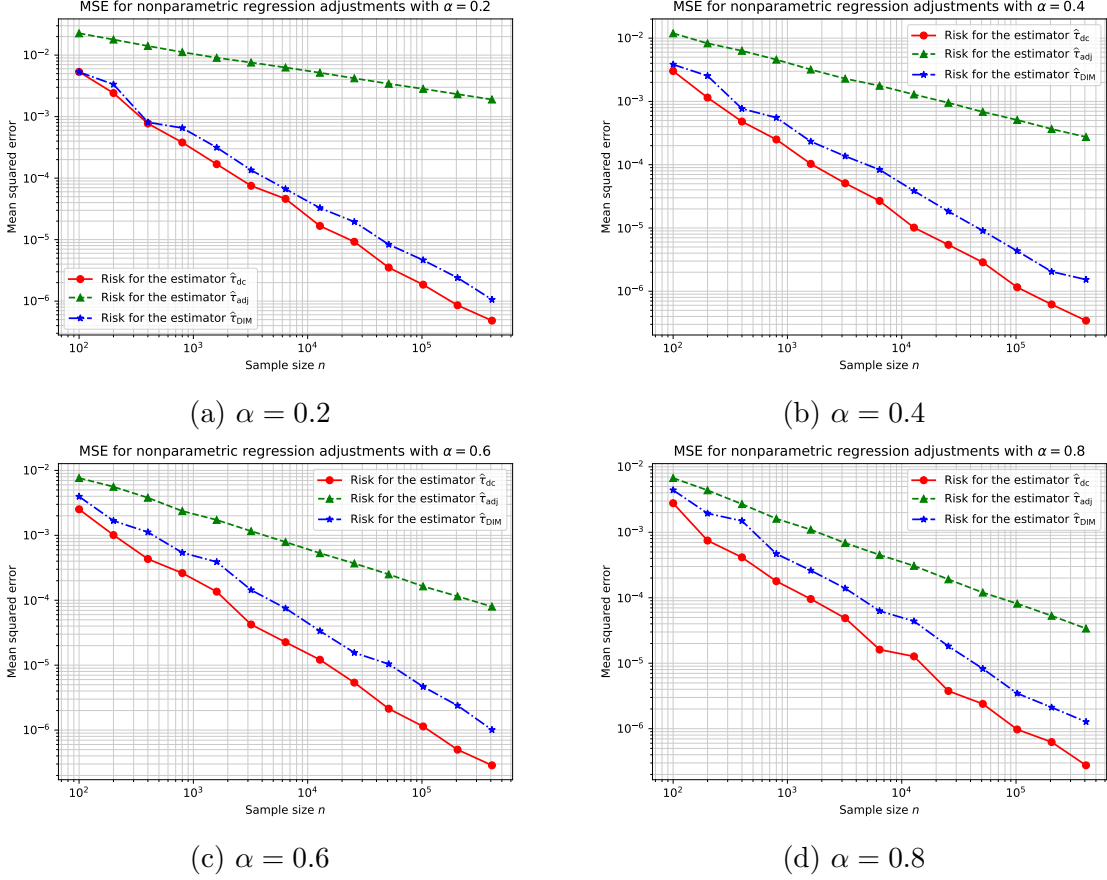
$$y_i(1) = |2x_i - 1| + \varepsilon_i/3, \quad \text{and} \quad y_i(0) = 0, \quad \text{where } \varepsilon_i \stackrel{\text{i.i.d.}}{\sim} \mathcal{N}(0, 1).$$

On this problem instance, we compare three candidate estimators: the decorrelated estimator  $\hat{\tau}_{\text{dc}}$ , the classical regression adjustment method  $\hat{\tau}_{\text{adj}}$ , and difference-in-means  $\hat{\tau}_{\text{DIM}}$ .

**Simulation results:** In Figures 4, 5 and 6, we present the simulation results for the three estimators on the synthetic problem instances described above. We consider four choices of Hölder exponents, with  $\alpha \in \{0.2, 0.4, 0.6, 0.8\}$ . We estimate the mean-squared errors by averaging 100 independent Monte Carlo trials.

From Figure 4, we can see that the decorrelated method  $\hat{\tau}_{\text{dc}}$  consistently outperforms other two candidates. By estimating the slopes of the curves, we note that both  $\hat{\tau}_{\text{dc}}$  and  $\hat{\tau}_{\text{DIM}}$  converges at an  $n^{-1/2}$  rate, while the decorrelated regression adjustment method achieves an improved efficiency. The classical regression adjustment  $\hat{\tau}_{\text{adj}}$  exhibits a slower rate of convergence due to its large bias. Its convergence rate becomes slower with smaller value of  $\alpha$ . Indeed, since the classical regression adjustment method becomes outcome regression in such a case, any biases in the estimated functions become biases in the scalar estimation. Under our construction, the bias is of order  $n^{-\frac{\alpha}{2\alpha+1}}$ , which is consistent with the slopes in our plots. Finally, we observe that the efficiency improvement of  $\hat{\tau}_{\text{dc}}$  over  $\hat{\tau}_{\text{DIM}}$  kicks in faster with

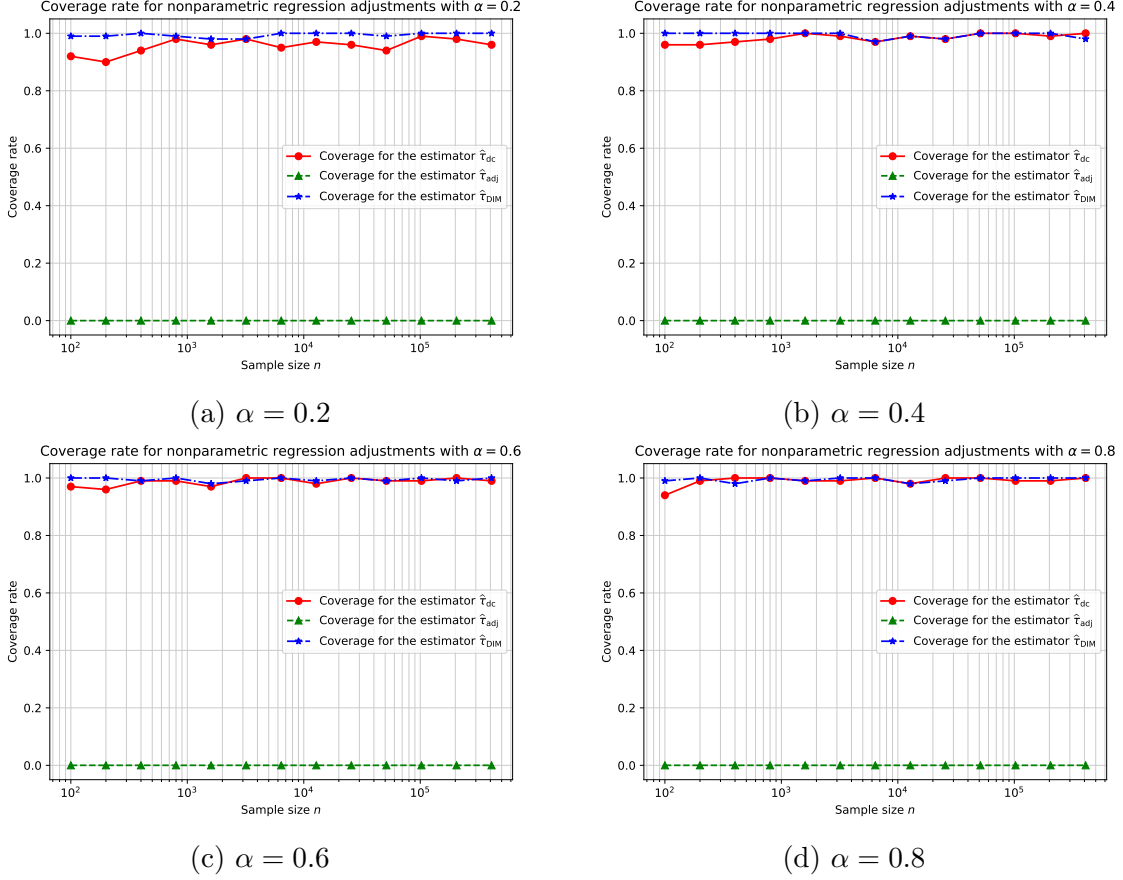
<sup>9</sup>To be clear, however, we have chosen this estimator simply for illustrative purposes, not because of any strong preference for it over other alternatives.



**Figure 4.** Log-log plots of the mean-squared error  $\mathbb{E}[|\hat{\tau}_\diamond - \tau^*|^2]$  versus sample size  $n$ . Each curve corresponds to a different algorithm  $\diamond \in \{\text{dc}, \text{adj}, \text{DIM}\}$ . Each marker corresponds to a Monte Carlo estimate based on the empirical average of 100 independent runs. As indicated by the sub-figure titles, each panel corresponds to a different smoothness exponent  $\alpha$ . Some of the curves may overlap with each other.

larger value of  $\alpha$ . This is because the faster convergence rate of the estimator  $\hat{f}$  leads to a faster-converging high-order term in Theorem 1.

Turning to the coverage guarantees, in Figure 5, we observe that  $\hat{\tau}_{\text{dc}}$  and  $\hat{\tau}_{\text{DIM}}$  both lead to valid confidence intervals for all regimes and all sample sizes. Due to the interpolation property of the non-parametric estimator, however, the confidence intervals constructed from  $\hat{\tau}_{\text{adj}}$  dramatically fail. This is because we always have  $\hat{f}_1(x_i) = y_i$  for the treated group and  $\hat{f}_0(x_i) = y_i$  for the control group, so that the estimated variance is always 0. In contrast, by applying the idea of decorrelation to variance estimation, as we have shown in Theorem 2,  $\hat{V}_n$  is a reliable proxy for the uncertainty, and the finite-sample coverage for  $\hat{\tau}_{\text{dc}}$  is as good as  $\hat{\tau}_{\text{DIM}}$ . Finally, we observe in Figure 6 that the lengths of CIs for  $\hat{\tau}_{\text{dc}}$  and  $\hat{\tau}_{\text{DIM}}$  exhibit the same trends as the MSE plot in Figure 4, which is expected, as both estimators are unbiased. As we have discussed, due to the interpolation properties, CIs constructed from  $\hat{\tau}_{\text{adj}}$  are always singletons at the point estimators.



**Figure 5.** Plots of the coverage rate  $\mathbb{P}(|\tau^* - \hat{\tau}_\diamond| \leq z_\alpha \widehat{V}_\diamond / \sqrt{n})$  versus sample size  $n$ . Each curve corresponds to a different algorithm  $\diamond \in \{dc, adj, DIM\}$ . Each marker corresponds to a Monte Carlo estimate based on the empirical average of 100 independent runs. As indicated by the sub-figure titles, each panel corresponds to a different Hölder exponent  $\alpha$ . The sample size is given by logarithmic scale and the coverage rate is given by linear scale. Some of the curves may overlap with each other.

## 6 Proofs

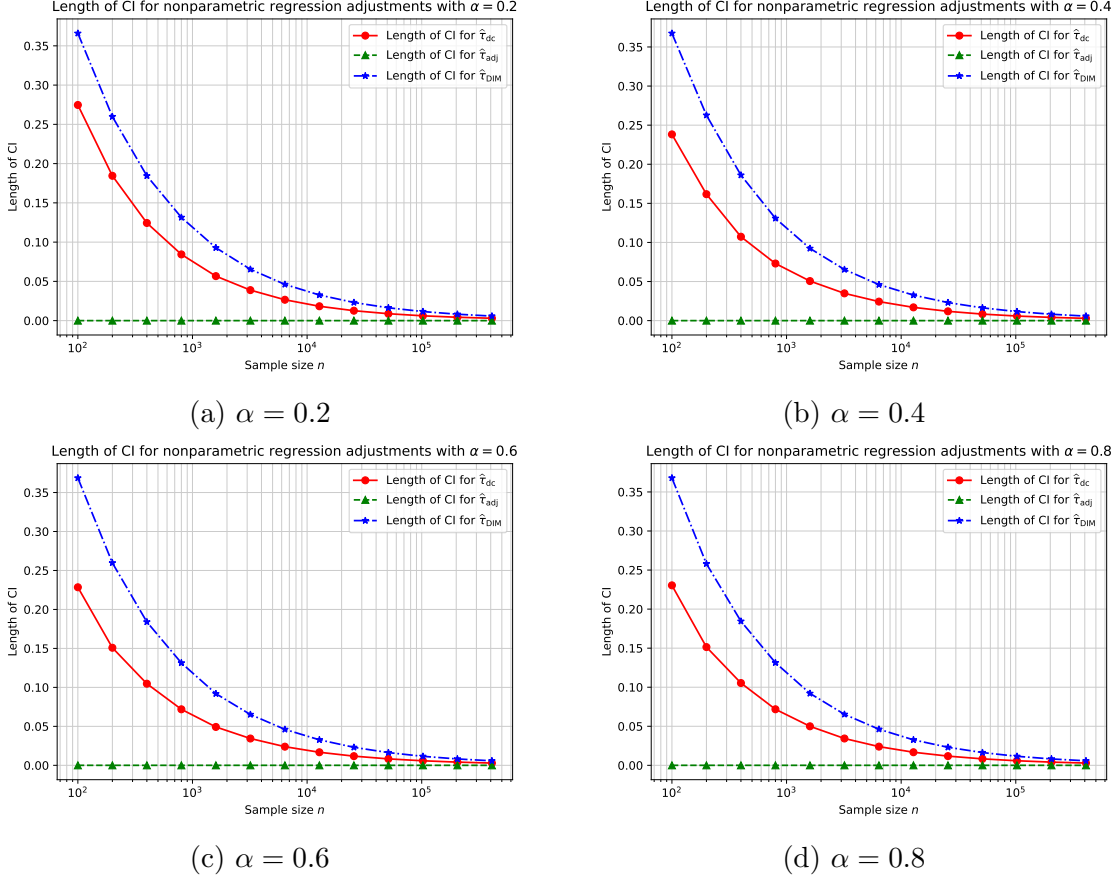
This section is devoted to the proofs of our main results, including our non-asymptotic bound (Theorem 1) in Section 6.1; our asymptotic guarantee (Proposition 1) in Section 6.2 and our confidence intervals (Theorem 2) in Section 6.3. Note that the proofs of all the corollaries stated in Section 4 are deferred to Appendix C.

### 6.1 Proof of Theorem 1

By definition of the DC estimator and its oracle version, we have the decomposition  $\hat{\tau}_{dc} - \hat{\tau}_{dc,oracle} = E_1 - E_2$ , where

$$E_1 := \frac{1}{n} \sum_{i=1}^n (f_1^*(x_i) - \hat{f}_R(x_i)) \cdot \left(\frac{M_i}{\pi_M} - 1\right), \text{ and } E_2 := \frac{1}{n} \sum_{i=1}^n (f_0^*(x_i) - \hat{f}_R(x_i)) \cdot \left(\frac{\bar{M}_i}{\pi_{\bar{M}}} - 1\right).$$





**Figure 6.** Plots of the length of the confidence interval  $2z_\alpha \mathbb{E}[\widehat{V}_\diamond / \sqrt{n}]$  versus sample size  $n$ . Each curve corresponds to a different algorithm  $\diamond \in \{\text{dc}, \text{adj}, \text{DIM}\}$ . Each marker corresponds to a Monte Carlo estimate based on the empirical average of 100 independent runs. As indicated by the sub-figure titles, each panel corresponds to a different Hölder exponent  $\alpha$ . The sample size is given by logarithmic scale and the length is given by linear scale. Some of the curves may overlap with each other.

It suffices to establish high probability bounds on these two error terms. In particular, define the error probabilities

$$q_1(\delta) := \mathbb{P} \left\{ |E_1| \geq \frac{\varepsilon_1(\pi_R, \frac{\delta}{4})}{\pi_M} \sqrt{\frac{\log(4/\delta)}{n}} \right\}, \quad \text{and} \quad q_2(\delta) := \mathbb{P} \left\{ |E_2| \geq \frac{\varepsilon_0(\pi_{\bar{R}}, \frac{\delta}{4})}{\pi_{\bar{M}}} \sqrt{\frac{\log(4/\delta)}{n}} \right\}. \quad (38)$$

We will show that  $\max\{q_1(\delta), q_2(\delta)\} \leq \delta/2$ , from which the claim follows by union bound.

Essential in our analysis are the independence properties of our construction (cf. Lemma 1): in particular, with reference to  $E_2$ , the estimate  $\widehat{f}_R$  is independent of the variables  $\{M_i\}_{i=1}^n$ . Note that an analogous decoupling holds for  $E_2$ .

Let us show how this decoupling allows for easy control of  $E_1$ . Lemma 1 ensures that, conditioned on the binary sequence  $(R_i)_{i=1}^n$ , the variables  $(M_i)_{i=1}^n$  are i.i.d. Bernoulli variables with parameter  $\pi_M$ . Consequently, we can apply Hoeffding's inequality to obtain that

$$\mathbb{P} \left\{ |E_1| \geq t \mid (R_i)_{i=1}^n \right\} \leq 2 \exp \left( - \frac{2t^2 \pi_M^2 n}{\|\widehat{f}_R - f_1^*\|_n^2} \right), \quad \text{for any } t > 0.$$

By the assumed function estimation bound, we have

$$\mathbb{P}\left(\|\widehat{f}_R - f_1^*\|_n \geq \varepsilon_1(\pi_R, \delta/4)\right) \leq \delta/4.$$

We now put these two results together to bound the error probability  $q_1(\delta)$  from equation (38).

We can write

$$\begin{aligned} q_1(\delta) &\leq \mathbb{P}\left(\|\widehat{f}_R - f_1^*\|_n \geq \varepsilon_1(\pi_R, \delta/4)\right) + \mathbb{P}\left(\|\widehat{f}_R - f_1^*\|_n < \varepsilon_1(\pi_R, \delta/4), \text{ and } |E_1| > \frac{\|\widehat{f}_R - f_1^*\|_n}{\pi_M} \sqrt{\frac{\log(4/\delta)}{n}}\right) \\ &\leq (\delta/4) + \mathbb{E}\left[\mathbb{P}\left(|E_1| > \frac{\|\widehat{f}_R - f_1^*\|_n}{\pi_M} \sqrt{\frac{\log(4/\delta)}{n}} \mid (R_i)_{i=1}^n\right)\right] \\ &\leq \delta/2. \end{aligned}$$

A similar argument can be used to prove the bound  $q_2(\delta)$ , from which the overall claim follows.

## 6.2 Proof of Proposition 1

By definition of the oracle DC estimator, we can write  $\sqrt{n}(\widehat{\tau}_{\text{dc.oracle}} - \tau^*) = \frac{1}{\sqrt{n}} \sum_{i=1}^n W_i$ , where

$$W_i := \Delta_i(1) \frac{M_i}{\pi_M} - \Delta_i(0) \frac{\bar{M}_i}{\pi_{\bar{M}}} + f_1^*(x_i) - f_0^*(x_i) - \tau^*$$

are independent random variables. Consequently, we have

$$n \cdot \mathbb{E}[(\widehat{\tau}_{\text{dc.oracle}} - \tau^*)^2] = \frac{1}{n} \sum_{i=1}^n \mathbb{E}[W_i^2] = \frac{1}{n} \sum_{i=1}^n \left\{ \frac{1 - \pi_M}{\pi_M} \Delta_i^2(1) + \frac{1 - \pi_{\bar{M}}}{\pi_{\bar{M}}} \Delta_i^2(0) + 2\Delta_i(0)\Delta_i(1) \right\}.$$

The sum of third moments of  $W_i$  can be bounded as

$$\sum_{i=1}^n \mathbb{E}|W_i|^3 \leq \sum_{i=1}^n \left\{ \frac{\Delta_i^3(1)}{\pi_M^3} + \frac{\Delta_i^3(0)}{\pi_{\bar{M}}^3} \right\} \leq 2n \frac{C^3}{\alpha^3},$$

where in the last step, we used Hölder's inequality to convert the fourth moment bound to a third moment bound. Consequently, we have

$$(n\mathbb{E}(\widehat{\tau}_{\text{dc.oracle}} - \tau^*)^2)^{-3/2} \sum_{i=1}^n \mathbb{E} \left| \frac{W_i}{\sqrt{n}} \right|^3 \leq \frac{2L^3}{\alpha^3 \sigma_n^3 \sqrt{n}} = \mathcal{O}\left(\frac{1}{\sqrt{n}}\right).$$

Applying Lyapunov's CLT guarantees that  $\sqrt{n}(\widehat{\tau}_{\text{dc.oracle}} - \tau^*)/\sigma_n \xrightarrow{\text{dist.}} \mathcal{N}(0, 1)$ . Further, combining with the consistency condition (18c), we can apply Slutsky's theorem to conclude that  $\sqrt{n}(\widehat{\tau}_{\text{dc}} - \tau^*)/\sigma_n \xrightarrow{\text{dist.}} \mathcal{N}(0, 1)$ .

## 6.3 Proof of Theorem 2

Recalling the definition (17) of  $\sigma_n^2$ , we have

$$\sigma_n^2 := \frac{1 - \pi_M}{\pi_M} \|\Delta(1)\|_n^2 + \frac{1 - \pi_{\bar{M}}}{\pi_{\bar{M}}} \|\Delta(0)\|_n^2 + 2\langle \Delta(1), \Delta(0) \rangle_n \stackrel{(*)}{\leq} \frac{1}{\pi_M} \|\Delta(1)\|_n^2 + \frac{1}{\pi_{\bar{M}}} \|\Delta(0)\|_n^2,$$

where the inequality  $(\star)$  follows from Young's inequality  $2\langle \Delta(1), \Delta(0) \rangle_n \leq \|\Delta(1)\|_n^2 + \|\Delta(0)\|_n^2$ . Consequently, it suffices to prove that

$$\widehat{V}_n^2 = \frac{1}{n} \sum_{i=1}^n \left\{ \frac{\Delta_i^2(1)}{\pi_M} + \frac{\Delta_i^2(0)}{\pi_{\bar{M}}} \right\} + o_{\mathbb{P}}(1).$$

In particular, we prove the two convergence statements:

$$(a) \quad \underbrace{\frac{1}{n\pi_M} \sum_{i=1}^n (y_i - \widehat{f}_R(x_i))^2 M_i - \|\Delta(1)\|_n^2}_{E_1} \xrightarrow{\mathbb{P}} 0, \quad \text{and, (b)} \quad \frac{1}{n\pi_{\bar{M}}} \sum_{i=1}^n (y_i - \widehat{f}_R(x_i))^2 \bar{M}_i - \|\Delta(0)\|_n^2 \xrightarrow{\mathbb{P}} 0.$$

By symmetry, it suffices to prove statement (a): namely, that  $E_1 \xrightarrow{\mathbb{P}} 0$ .

In order to do so, we begin with the decomposition  $E_1 = \sum_{j=1}^3 T_j$ , where

$$T_1 := \frac{1}{n\pi_M} \sum_{i=1}^n \Delta_i^2(1) M_i - \|\Delta(1)\|_n^2, \quad T_2 := \frac{1}{n\pi_M} \sum_{i=1}^n (\widehat{f}_R(x_i) - f_1^*(x_i))^2 M_i, \quad \text{and}$$

$$T_3 := \frac{2}{n\pi_M} \sum_{i=1}^n (f_1^*(x_i) - \widehat{f}_R(x_i)) \Delta_i(1) M_i.$$

It suffices that each of these three terms converges to zero in probability.

**Analysis of  $T_1$ :** From the fourth moment bound in equation (18a) and the lower bound  $\pi_M \geq \alpha$  implied by equation (18b) we have

$$\mathbb{E}[T_1^2] \leq \frac{1}{n^2 \pi_M^2} \sum_{i=1}^n \Delta_i^4(1) \leq \frac{C}{n\alpha^2} \rightarrow 0,$$

which implies that  $T_1 \xrightarrow{\mathbb{P}} 0$ .

**Analysis of  $T_2$ :** We have  $|T_2| \leq \frac{1}{\pi_M} \|\widehat{f}_R - f_1^*\|_n^2 \xrightarrow{\mathbb{P}} 0$ , as required.

**Analysis of  $T_3$ :** For the term  $T_3$ , applying the Cauchy-Schwarz inequality yields

$$|T_3| \leq \frac{2}{\pi_M} \|\widehat{f}_R - f_1^*\|_n \cdot \|\Delta(1)\|_n \xrightarrow{\mathbb{P}} 0.$$

## 7 Discussion

In this paper, we proposed and analyzed a new decorrelation procedure for regression adjustment in the design-based framework. At the core is a randomized procedure for constructing overlapping subsets of data for the regression steps and averaging steps that induces some desirable independence properties. We show that regression adjustment procedures based on this decorrelation step are able to match the attractive properties of oracle estimators. We illustrated some applications of this methodology to both high-dimensional linear regression (ordinary and sparse), along with various non-parametric regression methods, thereby obtaining improvements on the sample complexity.

The method of this paper is a simple “plug-and-play” approach, which has the potential to improve the finite-sample performance of any regression adjustment procedure. It also opens up some interesting directions for future research. Let us discuss a few to conclude.

First, while we established some desirable guarantees for decorrelation-based estimators, further improvements are possible. As noted previously, the oracle itself need not always have smaller variance than the difference-in-mean estimator. Thus, one interesting open question is whether it is possible to achieve the “no-harm” properties (e.g., [CF23]) along the sharp guarantees given in this paper. our paper at the same time.

Second, note that asymptotic optimality in the current framework means that only a vanishing fraction of data is used to fit the outcome functions. While the method is asymptotically optimal, this fact means that higher-order terms could be slowly decaying. Thus, it would be interesting to explore analogues of “cross-fitting” in the finite population framework, without destroying the independence structure.

Last, while this paper focuses on i.i.d. Bernoulli trials, more complicated probabilistic structures arise in controlled experiments, including Markov chains [FLPZ22], cluster randomization [SD21], adaptively collected data [HHZ<sup>+</sup>21], and optimized treatment/control group assignments [BJK15]. It would be interesting to extend our decorrelation-based framework to these more general settings.

## Acknowledgements

This work was partially supported by NSF grant CCF-1955450, ONR grant N00014-21-1-2842 and NSF grant DMS-2311072 to MJW; and NSF DMS-1945136 to PD.

## References

- [BHMM19] M. Belkin, D. Hsu, S. Ma, and S. Mandal. Reconciling modern machine-learning practice and the classical bias–variance trade-off. *Proceedings of the National Academy of Sciences*, 116(32):15849–15854, 2019. (Cited on page 18.)
- [BJK15] D. Bertsimas, M. Johnson, and N. Kallus. The power of optimization over randomization in designing experiments involving small samples. *Operations Research*, 63(4):868–876, 2015. (Cited on page 28.)
- [BLLT20] P. L. Bartlett, P. M. Long, G. Lugosi, and A. Tsigler. Benign overfitting in linear regression. *Proceedings of the National Academy of Sciences*, 117(48):30063–30070, 2020. (Cited on page 20.)
- [BLZ<sup>+</sup>16] A. Bloniarz, H. Liu, C. H. Zhang, J. Sekhon, and B. Yu. Lasso adjustments of treatment effect estimates in randomized experiments. *Proceedings of the National Academy of Sciences of the United States of America*, 113:7383–7390, 2016. (Cited on pages 2, 5, 11, and 15.)
- [BRT19] M. Belkin, A. Rakhlin, and A. B. Tsybakov. Does data interpolation contradict statistical optimality? In *The 22nd International Conference on Artificial Intelligence and Statistics*, pages 1611–1619. PMLR, 2019. (Cited on page 20.)
- [CCD<sup>+</sup>18] V. Chernozhukov, D. Chetverikov, M. Demirer, E. Duflo, C. Hansen, W. Newey, and J. Robins. Double/debiased machine learning for treatment and structural parameters. *Econometrics Journal*, 21:C1–C68, 2018. (Cited on pages 3 and 6.)

- [CF23] P. L. Cohen and C. B. Fogarty. No-harm calibration for generalized oaxaca–blinder estimators. *Biometrika*, page asad036, 2023. (Cited on pages 2, 11, 12, 17, and 28.)
- [CMA21] H. Chang, J. Middleton, and P. M. Aronow. Exact bias correction for linear adjustment of randomized controlled trials. *arXiv preprint arXiv:2110.08425*, 2021. (Cited on page 2.)
- [CSW76] C. M. Cassel, C. E. Särndal, and J. H. Wretman. Some results on generalized difference estimation and generalized regression estimation for finite populations. *Biometrika*, 63(3):615–620, 1976. (Cited on page 5.)
- [Fis35] R. A. Fisher. *The Design of Experiments*. Edinburgh, London: Oliver and Boyd, 1st edition, 1935. (Cited on page 1.)
- [FLPZ22] V. Farias, A. Li, T. Peng, and A. Zheng. Markovian interference in experiments. *Advances in Neural Information Processing Systems*, 35:535–549, 2022. (Cited on page 28.)
- [Fre08] D. A. Freedman. On regression adjustments to experimental data. *Advances in Applied Mathematics*, 40:180–193, 2008. (Cited on page 1.)
- [GB21] K. Guo and G. Basse. The generalized Oaxaca-Blinder estimator. *Journal of the American Statistical Association*, pages 1–13, 2021. (Cited on pages 2, 5, 11, and 17.)
- [GS12] A. Guntuboyina and B. Sen. Covering numbers for convex functions. *IEEE Transactions on Information Theory*, 59(4):1957–1965, 2012. (Cited on page 17.)
- [HHZ<sup>+</sup>21] V. Hadad, D. A. Hirshberg, R. Zhan, S. Wager, and S. Athey. Confidence intervals for policy evaluation in adaptive experiments. *Proceedings of the National Academy of Sciences*, 118(15):e2014602118, 2021. (Cited on page 28.)
- [IR15] G. W. Imbens and D. B. Rubin. *Causal Inference for Statistics, Social, and Biomedical Sciences: An Introduction*. Cambridge: Cambridge University Press, 2015. (Cited on page 1.)
- [LD17] X. Li and P. Ding. General forms of finite population central limit theorems with applications to causal inference. *Journal of the American Statistical Association*, 112:1759–1769, 2017. (Cited on page 12.)
- [LD19] X. Li and P. Ding. Rerandomization and regression adjustment. *arXiv preprint arXiv:1906.11291*, 2019. (Cited on page 12.)
- [LD21] L. Lei and P. Ding. Regression adjustment in completely randomized experiments with a diverging number of covariates. *Biometrika*, 108(4):815–828, 2021. (Cited on pages 2, 5, 6, 13, 17, 18, 34, 42, and 43.)
- [Lin13] W. Lin. Agnostic notes on regression adjustments to experimental data: Reexamining Freedman’s critique. *Annals of Applied Statistics*, 7:295–318, 2013. (Cited on pages 1, 5, and 11.)
- [LMS22] J. List, I. Muir, and G. Sun. Using machine learning for efficient flexible regression adjustment in economic experiments. Technical report, The Field Experiments Website, 2022. (Cited on pages 2, 3, and 6.)

- [LYW23] X. Lu, F. Yang, and Y. Wang. Debiased regression adjustment in completely randomized experiments with moderately high-dimensional covariates. *arXiv preprint arXiv:2309.02073*, 2023. (Cited on pages 2 and 13.)
- [MDWB23] W. Mou, P. Ding, M. J. Wainwright, and P. L. Bartlett. Kernel-based off-policy estimation without overlap: Instance optimality beyond semiparametric efficiency. *arXiv preprint arXiv:2301.06240*, 2023. (Cited on page 3.)
- [MW85] J. G. MacKinnon and H. White. Some heteroskedasticity-consistent covariance matrix estimators with improved finite sample properties. *Journal of Econometrics*, 29:305–325, 1985. (Cited on page 18.)
- [Ney23] J. Neyman. On the application of probability theory to agricultural experiments. essay on principles (with discussion). section 9 (translated). reprinted ed. *Statistical Science*, 5:465–472, 1923. (Cited on pages 1, 4, and 11.)
- [SD21] F. Su and P. Ding. Model-assisted analyses of cluster-randomized experiments. *Journal of the Royal Statistical Society Series B: Statistical Methodology*, 83(5):994–1015, 2021. (Cited on page 28.)
- [Tsy08] A. B. Tsybakov. *Introduction to Nonparametric Estimation*. Springer Science & Business Media, 2008. (Cited on page 22.)
- [vdVW96] A. van der Vaart and J. Wellner. *Weak convergence and empirical processes: with applications to statistics*. Springer Science & Business Media, 1996. (Cited on pages 39 and 42.)
- [Wai19] M. J. Wainwright. *High-dimensional Statistics: A Non-asymptotic Viewpoint*, volume 48. Cambridge University Press, 2019. (Cited on pages 15, 33, 39, 41, and 42.)
- [WDTT16] S. Wager, W. Du, J. Taylor, and R. J. Tibshirani. High-dimensional regression adjustments in randomized experiments. *Proceedings of the National Academy of Sciences of the United States of America*, 113:12673–12678, 2016. (Cited on pages 2, 3, and 6.)
- [WGB18] E. Wu and J. A. Gagnon-Bartsch. The LOOP estimator: Adjusting for covariates in randomized experiments. *Evaluation Review*, 42:458–488, 2018. (Cited on page 3.)
- [WGB21] E. Wu and J. A. Gagnon-Bartsch. Design-based covariate adjustments in paired experiments. *Journal of Educational and Behavioral Statistics*, 46(1):109–132, 2021. (Cited on page 3.)
- [WS20] Y. Wang and R. D. Shah. Debiased inverse propensity score weighting for estimation of average treatment effects with high-dimensional confounders. *arXiv preprint arXiv:2011.08661*, 2020. (Cited on page 3.)
- [ZBH<sup>+</sup>21] C. Zhang, S. Bengio, M. Hardt, B. Recht, and O. Vinyals. Understanding deep learning (still) requires rethinking generalization. *Communications of the ACM*, 64(3):107–115, 2021. (Cited on page 20.)

## A Construction of decorrelating sequences: Proof of Lemma 1

Recall the procedure described following the statement of Lemma 1. In this appendix, we prove that it generates random variables that satisfy the conditions of Lemma 1.

**Property (a):** We first show that  $(M, R)$  are independent  $\text{Ber}(\pi_M)$  and  $\text{Ber}(\pi_R)$ . We have

$$\begin{aligned}\mathbb{P}(M = 1) &= \mathbb{P}(T = 1) \cdot \mathbb{P}(Z \in \{1, 2\} \mid T = 1) = \pi_T \cdot \frac{\pi_M}{\pi_R + \pi_M - \pi_R \pi_M} = \pi_M, \\ \mathbb{P}(R = 1) &= \mathbb{P}(T = 1) \cdot \mathbb{P}(Z \in \{1, 3\} \mid T = 1) = \pi_T \cdot \frac{\pi_R}{\pi_R + \pi_M - \pi_R \pi_M} = \pi_R, \\ \mathbb{P}(R = M = 1) &= \mathbb{P}(T = 1) \cdot \mathbb{P}(Z = 1 \mid T = 1) = \pi_T \cdot \frac{\pi_R \pi_M}{\pi_R + \pi_M - \pi_R \pi_M} = \pi_R \pi_M.\end{aligned}$$

**Property (b):** The same claim for  $(\bar{M}, \bar{R})$  follows by symmetry of the construction.

**Property (c):** The construction also ensures that  $\max\{M, R\} \leq T$ , and  $\max\{\bar{M}, \bar{R}\} \leq 1 - T$ .

**Property (d):** We have

$$\text{cov}\{M, \bar{M}\} = \mathbb{E}[M\bar{M}] - \mathbb{E}[M]\mathbb{E}[\bar{M}] = -\pi_M \pi_{\bar{M}},$$

since  $M\bar{M} = 0$ , and  $\mathbb{E}[M] = \pi_M$  and  $\mathbb{E}[\bar{M}] = \pi_{\bar{M}}$  by construction.

## B Hájek estimators

In this appendix, we describe the Hájek version of our estimators. Define the integers  $\tilde{n}_1 := \sum_{i=1}^n T_i$ ,  $\tilde{n}_0 := n - \tilde{n}_1$ ,  $\tilde{n}_M := \sum_{i=1}^n M_i$ , and  $\tilde{n}_{\bar{M}} := \sum_{i=1}^n \bar{M}_i$ . We define the quantities

$$\hat{\tau}_{\text{DIM}}^{\text{H}}, \hat{\tau}_{\text{adj}}^{\text{H}}, \hat{\tau}_{\text{adj.oracle}}^{\text{H}}, \hat{\tau}_{\text{dc}}^{\text{H}}, \text{ and } \hat{\tau}_{\text{dc.oracle}}^{\text{H}}$$

by simply replacing  $n_\star$  with  $\tilde{n}_\star$  for  $\star \in \{1, 0, M, \bar{M}\}$  in the definitions of  $\hat{\tau}_{\text{DIM}}^{\text{H}}$ ,  $\hat{\tau}_{\text{adj}}^{\text{H}}$ ,  $\hat{\tau}_{\text{adj.oracle}}^{\text{H}}$ ,  $\hat{\tau}_{\text{dc}}^{\text{H}}$ , and  $\hat{\tau}_{\text{dc.oracle}}^{\text{H}}$ , respectively. In this appendix, we discuss asymptotic properties of the Hájek estimators, and compare them with the standard ones studied in the main text.

Note that the difference-in-means Hájek estimator  $\hat{\tau}_{\text{DIM}}^{\text{H}}$  and the oracles  $\hat{\tau}_{\text{adj.oracle}}^{\text{H}}$ ,  $\hat{\tau}_{\text{dc.oracle}}^{\text{H}}$  are no longer unbiased. Nevertheless, under appropriate assumptions, asymptotic normality can still be derived. In particular, defining the re-centered outcomes and residuals

$$\tilde{y}(z) := y(z) - \frac{1}{n} \sum_{i=1}^n y_i(z), \quad \tilde{\Delta}(z) := \Delta(z) - \frac{1}{n} \sum_{i=1}^n \Delta_i(z), \quad \text{for } z \in \{0, 1\},$$

we have

$$\frac{\sqrt{n}}{v_{\text{DIM}}^{\text{H}}}(\hat{\tau}_{\text{DIM}}^{\text{H}} - \tau^*), \frac{\sqrt{n}}{v_{\text{adj}}^{\text{H}}}(\hat{\tau}_{\text{adj.oracle}}^{\text{H}} - \tau^*), \frac{\sqrt{n}}{v_{\text{dc}}^{\text{H}}}(\hat{\tau}_{\text{dc.oracle}}^{\text{H}} - \tau^*) \xrightarrow{\text{dist.}} \mathcal{N}(0, 1),$$

where the variances are given by

$$\begin{aligned}(v_{\text{DIM}}^{\text{H}})^2 &= \frac{1 - \pi_T}{\pi_T} \|\tilde{y}(1)\|_n^2 + \frac{\pi_T}{1 - \pi_T} \|\tilde{y}(0)\|_n^2 + 2\langle \tilde{y}(1), \tilde{y}(0) \rangle_n, \\ (v_{\text{adj}}^{\text{H}})^2 &= \frac{1 - \pi_T}{\pi_T} \|\tilde{\Delta}(1)\|_n^2 + \frac{\pi_T}{1 - \pi_T} \|\tilde{\Delta}(0)\|_n^2 + 2\langle \tilde{\Delta}(1), \tilde{\Delta}(0) \rangle_n, \\ (v_{\text{dc}}^{\text{H}})^2 &= \frac{1 - \pi_M}{\pi_M} \|\tilde{\Delta}(1)\|_n^2 + \frac{1 - \pi_{\bar{M}}}{\pi_{\bar{M}}} \|\tilde{\Delta}(0)\|_n^2 + 2\langle \tilde{\Delta}(1), \tilde{\Delta}(0) \rangle_n.\end{aligned}$$

For the decorrelated Hájek estimator  $\widehat{\tau}_{\text{dc}}^{\text{H}}$ , we could also establish non-asymptotic approximation results and asymptotic normality similar to Theorem 1 and Proposition 1, as long as the functions  $f_1^*, f_0^*$  can be consistently estimated. Compared to the variances of the standard versions  $\widehat{\tau}_{\text{DIM}}$  and the oracles  $\widehat{\tau}_{\text{adj.oracle}}, \widehat{\tau}_{\text{dc.oracle}}$  discussed in the main text, the variances of Hájek estimators re-center the outcomes and residuals in the expression. This could lead to potentially smaller asymptotic variances. However, such a variance reduction effect can also be achieved by adding a constant shift in regression adjustment. In particular, given a function class  $\mathcal{F}$ , define the class  $\widetilde{\mathcal{F}} := \{f + c : f \in \mathcal{F}, c \in \mathbb{R}\}$ , for any vector  $y \in \mathbb{R}^n$ , by defining

$$f^* := \arg \min_{f \in \widetilde{\mathcal{F}}} \|f - y\|_n, \quad \text{and} \quad \Delta = y - f^*,$$

we have that  $n^{-1} \sum_{i=1}^n \Delta_i = 0$ . Consequently, when we use least-square function estimators and an intercept term is included, our estimators are asymptotically equivalent to the Hájek estimator.

## C Proofs of corollaries

In this section, we prove the three corollaries stated in Section 4.

### C.1 Proof of Corollary 1

Given the assumed covariate structure, we have

$$\|\mathbf{X}(\widehat{\beta}_{\text{R}} - \beta_1^*)\|_n^2 = (\widehat{\beta}_{\text{R}} - \beta_1^*)^\top \frac{\mathbf{X}^\top \mathbf{X}}{n} (\widehat{\beta}_{\text{R}} - \beta_1^*) = \|\widehat{\beta}_{\text{R}} - \beta_1^*\|_2^2.$$

Consequently, in order to apply Theorem 1, it suffices to bound the estimation error  $\|\widehat{\beta}_{\text{R}} - \beta_1^*\|_2$ , as well as its counterpart  $\|\widehat{\beta}_{\text{R}} - \beta_0^*\|_2$ .

Here is the key auxiliary result that allows us to apply Theorem 1:

**Lemma 2.** *Under the conditions of Corollary 1, we have*

$$\|\widehat{\beta}_{\text{R}} - \beta_1^*\|_2 \leq c \sqrt{\frac{\kappa_n^2}{\pi_{\text{R}}} \|\Delta\|_n \log(d) \log(1/\delta)} \quad (39)$$

with probability at least  $1 - \delta$ .

Observe that Corollary 1 follows by combining this lemma with Theorem 1. It remains to prove the lemma.

#### C.1.1 Proof of Lemma 2

We adopt the shorthand  $\kappa_n = \max_{i=1, \dots, n} \frac{\|x_i\|_2}{\sqrt{n}}$  for the remainder of this proof. Our proof makes use of two auxiliary results, which we begin by stating.

**Lemma 3.** *With probability at least  $1 - \delta$ , we have*

$$\left\| \frac{1}{n} \sum_{i=1}^n x_i x_i^\top (R_i - \pi_{\text{R}}) \right\|_{\text{op}} \leq c \sqrt{\kappa_n^2 \pi_{\text{R}} \log(d) \log(1/\delta)} + c \kappa_n^2 \log(d) \log(1/\delta).$$



**Lemma 4.** *With probability at least  $1 - \delta$ , we have*

$$\left\| \frac{1}{n} \sum_{i=1}^n x_i \Delta_i(1) (R_i - \pi_R) \right\|_2 \leq c \sqrt{\kappa_n^2 \|\Delta\|_n^2 \pi_R \log(1/\delta)} + \frac{c \sqrt{\kappa_n^2} \|\Delta\|_\infty \log(1/\delta)}{\sqrt{n}}.$$

See Appendix C.1.2 and Appendix C.1.3 for the proof of these lemmas.

Taking our two auxiliary lemmas as given, we now proceed with the proof of Lemma 2. Define the random matrix

$$\widehat{\Sigma}_R := \frac{1}{n\pi_R} \sum_{i=1}^n x_i x_i^\top R_i.$$

When  $\pi_R \geq 4c\kappa_n^2 \log(d) \log(1/\delta)$ , Lemma 3 guarantees that

$$\|\widehat{\Sigma}_R - I\|_{\text{op}} \leq c \sqrt{\kappa_n^2 \log(d) \log(1/\delta) / \pi_R} < 1/2,$$

which implies the bound

$$\|\widehat{\Sigma}_R^{-1} - I\|_{\text{op}} \leq 2c \sqrt{\kappa_n^2 \log(d) \log(1/\delta) / \pi_R}. \quad (40)$$

When  $\pi_R \geq c\mu_n \log(1/\delta)$ , by Lemma 4, we have

$$\left\| \frac{1}{n\pi_R} \sum_{i=1}^n x_i \Delta_i(1) R_i - \frac{1}{n} \sum_{i=1}^n x_i \Delta_i(1) \right\|_2 \leq c \sqrt{\kappa_n^2 \|\Delta\|_n^2 \log(1/\delta) / \pi_R}.$$

If we further assume that  $\pi_R \geq c\kappa_n^2 \log(1/\delta)$ , we have

$$\left\| \frac{1}{n\pi_R} \sum_{i=1}^n x_i \Delta_i(1) R_i \right\|_2 \leq 2c \sqrt{\|\Delta\|_n^2}. \quad (41)$$

Combining equations (40) and (41), we see that with probability at least  $1 - \delta$

$$\begin{aligned} \|\widehat{\beta}_R - \beta_1^*\|_2 &= \|\widehat{\Sigma}_R^{-1} \left( \frac{1}{n\pi_R} \sum_{i=1}^n x_i \Delta_i(1) R_i \right) - \frac{1}{n} \sum_{i=1}^n x_i \Delta_i(1)\|_2 \\ &\leq \|\widehat{\Sigma}_R^{-1} - I\|_{\text{op}} \cdot \left\| \frac{1}{n\pi_R} \sum_{i=1}^n x_i \Delta_i(1) R_i \right\|_2 + \left\| \frac{1}{n\pi_R} \sum_{i=1}^n x_i \Delta_i(1) R_i - \frac{1}{n} \sum_{i=1}^n x_i \Delta_i(1) \right\|_2 \\ &\leq c \sqrt{\kappa_n^2 \|\Delta\|_n^2 \log(d) \log(1/\delta) / \pi_R}, \end{aligned}$$

completing the proof of the claimed bound (39).

### C.1.2 Proof of Lemma 3

We first state two standard results on the suprema of empirical processes:

**Lemma 5.** [Wai19, Theorem 3.27] *For an independent sequence  $\{X_i\}_{i=1}^n$ , with probability at least  $1 - \delta$ , we have*

$$\begin{aligned} \sup_{f \in \mathcal{F}} \left| \frac{1}{n} \sum_{i=1}^n f(X_i) \right| &\leq \mathbb{E} \left[ \sup_{f \in \mathcal{F}} \left| \frac{1}{n} \sum_{i=1}^n f(X_i) \right| \right] \\ &\quad + c \sqrt{\frac{\mathbb{E}[\sup_{f \in \mathcal{F}} n^{-1} \sum_{i=1}^n f^2(X_i)] \log(1/\delta)}{n}} + c \frac{\sup_{f \in \mathcal{F}} \|f\|_\infty \log(1/\delta)}{n}, \end{aligned}$$

where  $c$  is a universal constant.

**Lemma 6.** [LD21, Proposition C.3] Consider a sequence  $\{V_i\}_{i=1}^n$  of independent  $d$ -dimensional random matrices, with  $\mathbb{E}[V_i] = 0$  for all  $i$ . Then we have

$$\left( \mathbb{E} \left\| \sum_{i=1}^n V_i \right\|_{\text{op}}^2 \right)^{1/2} \leq C(d)^{1/2} \left\| \sum_{i=1}^n \mathbb{E}[V_i^2] \right\|_{\text{op}}^{1/2} + C(d) \left( \mathbb{E} \max_{1 \leq i \leq n} \|V_i\|_{\text{op}}^2 \right)^{1/2},$$

where  $C(d) = 4(2 + \log d)$ . Then

Using these two lemmas, we proceed with the proof of Lemma 3. Define the random matrices  $V_i = x_i x_i^\top (R_i - \pi_R)$ , and consider the variational representation

$$\left\| \frac{1}{n} \sum_{i=1}^n V_i \right\|_{\text{op}} = \sup_{w \in \mathbb{B}_2(1)} \frac{1}{n} \sum_{i=1}^n w^\top V_i w.$$

Defining the function  $f_w(V) = w^\top V w$ , Lemma 5 guarantees that, with probability  $1 - \delta$ , we have

$$\begin{aligned} \left\| \frac{1}{n} \sum_{i=1}^n V_i \right\|_{\text{op}} \leq \mathbb{E} \left[ \left\| \frac{1}{n} \sum_{i=1}^n V_i \right\|_{\text{op}} \right] + c \left( \mathbb{E} \left[ \sup_{w \in \mathbb{B}_2(1)} \frac{1}{n} \sum_{i=1}^n (\langle x_i, w \rangle)^4 (R_i - \pi_R)^2 \right] \frac{\log(1/\delta)}{n} \right)^{1/2} \\ + c \sup_{w \in \mathbb{B}_2(1)} \|f_w\|_\infty \frac{\log(1/\delta)}{n}. \end{aligned} \quad (42)$$

Now we bound the terms on the right-hand side of equation (42). First, by Lemma 6, we have

$$\begin{aligned} \mathbb{E} \left[ \left\| \frac{1}{n} \sum_{i=1}^n V_i \right\|_{\text{op}} \right] &\leq \mathbb{E} \left[ \left\| \frac{1}{n} \sum_{i=1}^n V_i \right\|_{\text{op}}^2 \right]^{1/2} \\ &\leq \frac{C(d)^{1/2}}{n} \left\| \sum_{i=1}^n \mathbb{E} x_i x_i^\top x_i x_i^\top (R_i - \pi_R)^2 \right\|_{\text{op}}^{1/2} + \frac{C(d)}{n} \left( \mathbb{E} \max_{i=1, \dots, n} \|x_i x_i^\top (R_i - \pi_R)\|_{\text{op}}^2 \right)^{1/2} \\ &\leq \frac{C(d)^{1/2}}{n} \left\| \sum_{i=1}^n \|x_i\|_2^2 x_i x_i^\top \right\|_{\text{op}}^{1/2} \sqrt{\pi_R(1 - \pi_R)} + \frac{C(d)}{n} \left( \max_{1 \leq i \leq n} \|x_i\|_2^2 \right)^{1/2} \\ &\leq C(d)^{1/2} \sqrt{\kappa_n^2 \pi_R(1 - \pi_R)} + C(d) \kappa_n^2. \end{aligned}$$

As for the second term on the right-hand side of equation (42), we have

$$\mathbb{E} \left[ \sup_{w \in \mathbb{B}_2(1)} \frac{1}{n} \sum_{i=1}^n (\langle x_i, w \rangle)^4 (R_i - \pi_R)^2 \right] \leq \mathbb{E} \left[ \sup_{w \in \mathbb{B}_2(1)} \frac{1}{n} \sum_{i=1}^n (\langle x_i, w \rangle)^2 \|x_i\|_2^2 \right] \leq n \kappa_n^2,$$

and for the last term,

$$\|f_w\|_\infty = \max_i \max_{w \in \mathbb{B}_2(1)} (\langle x_i, w \rangle)^2 = \max_i \|x_i\|_2^2 = n \kappa_n^2.$$

Putting together the pieces completes the proof.

### C.1.3 Proof of Lemma 4

Let  $Z_i = x_i \Delta_i(1)(R_i - \pi_R)$  and  $f_w(z) = w^\top z$ . By Lemma 5, we have with probability  $1 - \delta$ ,

$$\begin{aligned} \left\| \frac{1}{n} \sum_{i=1}^n Z_i \right\|_2 &\leq \mathbb{E} \left[ \sup_{w \in \mathbb{B}_2(1)} \left| \frac{1}{n} \sum_{i=1}^n w^\top Z_i \right| \right] \\ &\quad + \sqrt{\mathbb{E} \sup_{w \in \mathbb{B}_2(1)} n^{-1} \sum_{i=1}^n (w^\top Z_i)^2 \frac{\log(1/\delta)}{n}} + \max_i \sup_{w \in \mathbb{B}_2(1)} \left| (w^\top x_i) \Delta_i(1) \right| \frac{\log(1/\delta)}{n}. \end{aligned} \quad (43)$$

Now we bound the terms on the right hand side of equation (43). First, by Jensen's inequality, we have

$$\begin{aligned} \mathbb{E} \left[ \left\| \frac{1}{n} \sum_{i=1}^n Z_i \right\|_2 \right] &\leq \sqrt{\mathbb{E} \left[ \left\| \frac{1}{n} \sum_{i=1}^n Z_i \right\|_2^2 \right]} = \sqrt{n^{-2} \sum_{i=1}^n \mathbb{E} [\|Z_i\|_2^2]} \\ &= n^{-1} \left( \sum_{i=1}^n \|x_i\|_2^2 \Delta_i(1)^2 \pi_R (1 - \pi_R) \right)^{1/2} \leq \sqrt{\kappa_n^2 \|\Delta\|_n^2 \pi_R (1 - \pi_R)}. \end{aligned}$$

For the second term on the right hand side of equation (43), we have

$$\mathbb{E} \left[ \sup_{w \in \mathbb{B}_2(1)} n^{-1} \sum_{i=1}^n (w^\top Z_i)^2 \right] \leq \mathbb{E} \left[ n^{-1} \sum_{i=1}^n \|Z_i\|_2^2 \right] \leq n \kappa_n^2 \|\Delta\|_n^2 \pi_R (1 - \pi_R).$$

For the last term, we have

$$\max_i \left| (w^\top x_i) \Delta_i(1) \right| \leq \max_i \|x_i\|_2 \|\Delta\|_\infty \leq \sqrt{n \kappa_n^2} \|\Delta\|_\infty.$$

Putting together the pieces completes the proof of Lemma 4.

## C.2 Proof of Corollary 2

We now turn the proof of our result on regression adjustment based on sparse linear regression. We begin by defining the restricted eigenvalue condition. For any index set  $K \subseteq \{1, 2, \dots, d\}$ , define the cone

$$\mathcal{C}_\alpha(K) := \left\{ \theta : \|\theta_{K^c}\|_1 \leq 3\|\theta_K\|_1 \right\}.$$

We say that  $\mathbf{X} \in \mathbb{R}^{n \times d}$  satisfies the  $\gamma$ -RE condition if

$$\|\mathbf{X}\theta\|_n^2 \geq \gamma \|\theta\|_2^2, \quad \text{for all } \theta \in \mathcal{C}_3(K). \quad (44)$$

**Lemma 7.** *Under the conditions of Corollary 2, we have*

$$\|\mathbf{X}(\hat{\beta}_R - \beta^*)\|_n \leq \frac{9x_\infty y_\infty}{\pi_R} \sqrt{\frac{k \log(d/\delta)}{\gamma n}} + 12\lambda_n \sqrt{\frac{k}{\gamma}} \quad (45)$$

with probability at least  $1 - \delta$ .

### C.2.1 Proof of Lemma 7

By the optimality condition of the convex program (27), we have

$$\frac{1}{2n_R} \sum_{i=1}^n R_i(\langle x_i, \hat{\beta}_R \rangle - y_i)^2 + \lambda_n \|\hat{\beta}_R\|_1 \leq \frac{1}{2n_R} \sum_{i=1}^n R_i(\langle x_i, \beta^* \rangle - y_i)^2 + \lambda_n \|\beta^*\|_1. \quad (46)$$

Introducing the shorthand notation  $\hat{\Sigma}_R := \frac{1}{n_R} \sum_{i=1}^n x_i x_i^\top R_i$  and  $\hat{\Delta}_R := \hat{\beta}_R - \beta^*$ , the optimality condition (46) can be equivalently re-written as

$$0 \leq \frac{1}{2} \hat{\Delta}_R^\top \hat{\Sigma}_R \hat{\Delta}_R \leq \frac{1}{n_R} \sum_{i=1}^n R_i(y_i - \langle x_i, \beta^* \rangle) \langle x_i, \hat{\Delta}_R \rangle + \lambda_n (\|\beta^*\|_1 - \|\beta^* + \hat{\Delta}_R\|_1). \quad (47)$$

Since the vector  $\beta^*$  is supported on the set  $K$ , we have

$$\|\beta^*\|_1 - \|\beta^* + \hat{\Delta}_R\|_1 = \|\beta_K^*\|_1 - \|\beta_K^* + \hat{\Delta}_{R,K}\|_1 - \|\hat{\Delta}_{R,K^c}\|_1 \leq \|\hat{\Delta}_{R,K}\|_1 - \|\hat{\Delta}_{R,K^c}\|_1.$$

We therefore have the  $\ell_1$ -norm bound

$$\|\hat{\Delta}_R\|_1 \leq 2\|\hat{\Delta}_{R,K}\|_1 + \frac{1}{\lambda_n n \pi_R} \|\hat{\Delta}_R\|_1 \cdot \left\| \sum_{i=1}^n R_i(y_i - \langle x_i, \beta^* \rangle) x_i \right\|_\infty. \quad (48)$$

In order to control the  $\|\cdot\|_\infty$  norm term, we use the following lemma.

**Lemma 8.** *Under the conditions of Corollary 2, for any  $\delta \in (0, 1)$ , and  $\pi_R \geq \log(d/\delta)/n$ , we have*

$$\left\| \frac{1}{n \pi_R} \sum_{i=1}^n R_i(y_i - \langle x_i, \beta^* \rangle) x_i \right\|_\infty \leq \frac{1}{n} \|\mathbf{X}^T(y - \mathbf{X}\beta^*)\|_\infty + 8x_\infty y_\infty \sqrt{\frac{\log(d/\delta)}{\pi_R n}} \quad (49)$$

with probability  $1 - \delta$ .

See Appendix C.2.2 for the proof of this lemma.

For a regularization parameter satisfying the lower bound (28), with probability  $1 - \delta$ , we have

$$\frac{1}{n \pi_R} \|\hat{\Delta}_R\|_1 \cdot \left\| \sum_{i=1}^n R_i(y_i - \langle x_i, \beta^* \rangle) x_i \right\|_\infty \leq \frac{\lambda_n}{2} \|\hat{\Delta}_R\|_1,$$

and consequently, equation (48) leads to the bound

$$\|\hat{\Delta}_{R,K^c}\|_1 = \|\hat{\Delta}_R\|_1 - \|\hat{\Delta}_{R,K}\|_1 \leq 3\|\hat{\Delta}_{R,K}\|_1, \quad (50)$$

showing that  $\hat{\Delta}_R \in \mathcal{C}_3(K)$ .

Now we apply the basic inequality (47) again using the facts derived above. For notational convenience, we define the following set for  $r > 0$ .

$$\mathcal{F}(r) := \mathcal{C}_3(K) \cap \left\{ \theta \in \mathbb{R}^d : \|\mathbf{X}\theta\|_n \leq r, \quad \text{and} \quad \max_{i \in [n]} |\langle x_i, \theta \rangle| \leq 2y_\infty \right\}.$$

Since  $|\langle x_i, \widehat{\beta}_R \rangle| \leq y_\infty$  and  $|\langle x_i, \beta^* \rangle| \leq y_\infty$  for any  $i \in [n]$ , we have  $\widehat{\Delta}_R \in \mathcal{F}(\|\mathbf{X}\widehat{\Delta}_R\|_n)$ . Consequently, with probability  $1 - \delta$ , the basic inequality implies that

$$\begin{aligned} \|\mathbf{X}\widehat{\Delta}_R\|_n^2 &\leq \sup_{\Delta \in \mathcal{F}(\|\mathbf{X}^\top \widehat{\Delta}_R\|_n)} \left\{ \|\mathbf{X}\Delta\|_n^2 - \Delta^\top \widehat{\Sigma}_R \Delta \right\} + 2\|\widehat{\Delta}_R\|_1 \cdot \left( \frac{1}{n} \|\mathbf{X}^\top (y - \mathbf{X}\beta^*)\|_\infty + \lambda_n \right) \\ &\quad + 2 \sup_{\Delta \in \mathcal{F}(\|\mathbf{X}^\top \widehat{\Delta}_R\|_n)} \left\{ \frac{1}{n} \langle (y - \mathbf{X}\beta^*), \mathbf{X}\Delta \rangle - \frac{1}{n_R} \sum_{i=1}^n R_i (y_i - \langle x_i, \beta^* \rangle) \langle x_i, \Delta \rangle \right\}. \end{aligned} \quad (51)$$

For any  $r > 0$ , define the stochastic process suprema:

$$\begin{aligned} Z_1(r) &:= \sup_{\Delta \in \mathcal{F}(r)} \left\{ \|\mathbf{X}\Delta\|_n^2 - \Delta^\top \widehat{\Sigma}_R \Delta \right\}, \quad \text{and} \\ Z_2(r) &:= \sup_{\Delta \in \mathcal{F}(r)} \left\{ \frac{1}{n} \langle (y - \mathbf{X}\beta^*), \mathbf{X}\Delta \rangle - \frac{1}{n_R} \sum_{i=1}^n R_i (y_i - \langle x_i, \beta^* \rangle) \langle x_i, \Delta \rangle \right\}. \end{aligned}$$

Equation (51) can be re-written as

$$\|\mathbf{X}\widehat{\Delta}_R\|_n^2 \leq Z_1(\|\mathbf{X}\widehat{\Delta}_R\|_n) + 2Z_2(\|\mathbf{X}\widehat{\Delta}_R\|_n) + 2\|\widehat{\Delta}_R\|_1 \cdot \left( \frac{1}{n} \|\mathbf{X}^\top (y - \mathbf{X}\beta^*)\|_\infty + \lambda_n \right).$$

The rest of this section is devoted to bounding various terms on the right hand side of Equation (51). For the  $\ell_1$ -norm term, we note that

$$\begin{aligned} \|\widehat{\Delta}_R\|_1 &\leq 4\|\widehat{\Delta}_{R,K}\|_1 \leq 4\sqrt{k}\|\widehat{\Delta}_{R,K}\|_2 \leq 4\sqrt{k}\|\widehat{\Delta}_R\|_2 \leq 4\sqrt{\frac{k}{\gamma}}\|\mathbf{X}\widehat{\Delta}_R\|_n, \quad \text{and} \\ &\quad \frac{1}{n} \|\mathbf{X}^\top (y - \mathbf{X}\beta^*)\|_\infty + \lambda_n \leq 3\lambda_n. \end{aligned}$$

The following two lemmas provide upper bounds on the empirical process suprema involved in equation (51).

**Lemma 9.** *Under the conditions of Corollary 2, for any  $r > 0$ , we have*

$$Z_1(r) \leq \frac{4ry_\infty}{\pi_R} \left\{ 2x_\infty \sqrt{\frac{k \log d}{\gamma n}} + \sqrt{\frac{\log(1/\delta)}{n}} \right\} \quad (52)$$

with probability  $1 - \delta$ .

See Appendix C.2.3 for the proof.

Note that for any  $\theta \in \mathcal{C}_3(K)$ , we have

$$\gamma \|\theta\|_2^2 \leq \frac{1}{n} \sum_{i=1}^n (\langle x_i, \theta \rangle)^2 \leq x_\infty^2 \|\theta\|_1^2 \leq 16x_\infty^2 \|\theta_K\|_1^2 \leq 16kx_\infty^2 \|\theta_K\|_2^2 \leq 16kx_\infty^2 \|\theta\|_2^2,$$

which implies that  $\gamma \leq 16kx_\infty^2$ . So the bound (52) can be simplified as

$$Z_1(r) \leq \frac{24rx_\infty y_\infty}{\pi_R} \sqrt{\frac{k \log(d/\delta)}{\gamma n}}.$$

**Lemma 10.** *Under the conditions of Corollary 2, for any  $r > 0$ , we have*

$$Z_2(r) \leq \frac{x_\infty y_\infty r}{\pi_R} \sqrt{\frac{k \log(d/\delta)}{\gamma n}} \quad (53)$$

probability  $1 - \delta$ .

See Appendix C.2.4 for the proof of this lemma.

Taking these lemmas as given, let us now finish the proof of Lemma 7. Note that the basic inequality (51) implies that

$$1 \leq \frac{Z_1(\|\mathbf{X}\widehat{\Delta}_R\|_n)}{\|\mathbf{X}\widehat{\Delta}_R\|_n^2} + 2 \frac{Z_2(\|\mathbf{X}\widehat{\Delta}_R\|_n)}{\|\mathbf{X}\widehat{\Delta}_R\|_n^2} + 24 \frac{\lambda_n}{\|\mathbf{X}\widehat{\Delta}_R\|_n} \sqrt{\frac{k}{\gamma}} \quad (54)$$

By definition, the functions  $r \mapsto Z_1(r)/r^2$  and  $r \mapsto Z_2(r)/r^2$  are both non-increasing functions of  $r$ . So the right hand side of equation (54) is a strictly decreasing function of  $\|\mathbf{X}\widehat{\Delta}_R\|_n$ . Define the scalar

$$r_n := \frac{9x_\infty y_\infty}{\pi_R} \sqrt{\frac{k \log(d/\delta)}{\gamma n}} + 24\lambda_n \sqrt{\frac{k}{\gamma}}.$$

Define the events

$$\begin{aligned} \mathcal{E} &:= \left\{ \text{equation (49) holds, equations (52), and (53) hold with } r = r_n \right\}, \quad \text{and} \\ \mathcal{E}' &:= \left\{ \|\widehat{\Delta}_R\|_n > r_n \right\}. \end{aligned}$$

On the event  $\mathcal{E} \cap \mathcal{E}'$ , we have

$$\begin{aligned} 1 &\leq \frac{Z_1(\|\mathbf{X}\widehat{\Delta}_R\|_n)}{\|\mathbf{X}\widehat{\Delta}_R\|_n^2} + 2 \frac{Z_2(\|\mathbf{X}\widehat{\Delta}_R\|_n)}{\|\mathbf{X}\widehat{\Delta}_R\|_n^2} + 24 \frac{\lambda_n}{\|\mathbf{X}\widehat{\Delta}_R\|_n} \sqrt{\frac{k}{\gamma}} \\ &< \frac{Z_1(r_n)}{r_n^2} + 2 \frac{Z_2(r_n)}{r_n^2} + 24 \frac{\lambda_n}{r_n} \sqrt{\frac{k}{\gamma}} \leq \frac{1}{r_n} \left( \frac{26x_\infty y_\infty}{\pi_R} \sqrt{\frac{k \log(d/\delta)}{\gamma n}} + 24\lambda_n \sqrt{\frac{k}{\gamma}} \right) < 1, \end{aligned}$$

which leads to contradiction. Since Lemmas 8 to 10 imply that  $\mathbb{P}(\mathcal{E}) \geq 1 - \delta$ , we have

$$\|\mathbf{X}(\widehat{\beta}_R - \beta^*)\|_n \leq r_n,$$

with probability  $1 - \delta$ , which completes the proof of Lemma 7.

### C.2.2 Proof of Lemma 8

Starting with the variational representation

$$\left\| \frac{1}{n\pi_R} \sum_{i=1}^n R_i(y_i - \langle x_i, \beta^* \rangle) x_i \right\|_\infty = \max_{z \in \{\pm e_j : j \in [d]\}} \frac{1}{n\pi_R} \sum_{i=1}^n R_i(y_i - \langle x_i, \beta^* \rangle) \langle x_i, z \rangle,$$

we note that for each  $z$ , the terms in the summation are independent, satisfying  $|R_i(y_i - \langle x_i, \beta^* \rangle) \langle x_i, z \rangle| \leq x_\infty y_\infty$  almost surely. Applying Bernstein's inequality yields

$$\left| \frac{1}{n\pi_R} \sum_{i=1}^n R_i(y_i - \langle x_i, \beta^* \rangle) \langle x_i, z \rangle - \frac{1}{n} (y - \mathbf{X}\beta^*) \mathbf{X}z \right| \leq 2x_\infty y_\infty \left\{ \sqrt{\frac{\log(1/\delta)}{\pi_R n}} + \frac{\log(1/\delta)}{\pi_R n} \right\},$$

with probability  $1 - \delta$ , where  $c > 0$  is a universal constant.

Taking the union bound over  $2d$  possible choices of the vector  $z$ , we arrive at the bound

$$\begin{aligned} & \max_{z \in \{\pm e_j : j \in [d]\}} \frac{1}{n\pi_{\mathbb{R}}} \sum_{i=1}^n R_i(y_i - x_i^\top \beta^*) \langle x_i, z \rangle \\ & \leq \max_{z \in \{\pm e_j : j \in [d]\}} \frac{1}{n} (y - \mathbf{X}\beta^*)^\top \mathbf{X}z + 2x_\infty y_\infty \left\{ \sqrt{\frac{\log(d/\delta)}{\pi_{\mathbb{R}} n}} + \frac{\log(d/\delta)}{\pi_{\mathbb{R}} n} \right\}, \end{aligned}$$

with probability  $1 - \delta$ . Taking  $\pi_{\mathbb{R}} \geq \log(d/\delta)/n$ , we complete the proof of this lemma.

### C.2.3 Proof of Lemma 9

For any  $h \in \mathcal{F}(r)$ , the terms  $(R_i \langle x_i, h \rangle)^2$  are independent random variables, satisfying the almost-sure bound

$$(R_i \langle x_i, h \rangle)^2 \leq 2y_\infty \cdot |\langle x_i, h \rangle|,$$

so that the summation satisfies

$$\sum_{i=1}^n (R_i \langle x_i, h \rangle)^4 \leq \sum_{i=1}^n (2y_\infty \cdot |\langle h, x_i \rangle|)^2 = 4ny_\infty^2 \|\mathbf{X}h\|_n^2 \leq 4ny_\infty^2 r^2, \quad \text{for any } h \in \mathcal{F}(r).$$

Invoking the functional Hoeffding inequality (c.f. [Wai19], Theorem 3.7), we note that

$$\mathbb{P}\left[Z_1(r) - \mathbb{E}[Z_1(r)] \geq t\right] \leq \exp\left(-\frac{n\pi_{\mathbb{R}}^2 t^2}{16r^2 y_\infty^2}\right), \quad \text{for any } t > 0. \quad (55)$$

It suffices to bound the expectation  $\mathbb{E}[Z_1(r)]$ . In doing so, we define the symmetrized empirical process supremum

$$V_1(r) := \sup_{h \in \mathcal{F}(r)} \frac{1}{n\pi_{\mathbb{R}}} \sum_{i=1}^n \varepsilon_i \cdot (R_i \langle x_i, h \rangle)^2,$$

where  $(\varepsilon_i)_{i=1}^n$  are i.i.d. Rademacher random variables independent of  $(R_i)_{i=1}^n$ . Standard symmetrization arguments yield  $\mathbb{E}[Z_1(r)] \leq 2\mathbb{E}[V_1(r)]$ . Applying the contraction principle ([vdVW96], Proposition A.1.10) to  $V_1(r)$ , we find that

$$\mathbb{E}[V_1(r)] \leq 2y_\infty \mathbb{E}\left[\sup_{h \in \mathcal{F}(r)} \frac{1}{n\pi_{\mathbb{R}}} \sum_{i=1}^n \varepsilon_i R_i \langle x_i, h \rangle\right].$$

For any  $h \in \mathcal{F}(r)$ , we note that

$$\|h\|_1 \leq 4\|h_K\|_1 \leq 4\sqrt{k}\|h_{\text{supp}}\|_2 \leq 4\sqrt{k}\|h\|_2 \leq 4r\sqrt{\frac{k}{\gamma}},$$

which leads to the inclusion

$$\mathcal{F}(r) \subseteq 4r\sqrt{\frac{k}{\gamma}} \cdot \{h : \|h\|_1 \leq 1\} = 4r\sqrt{\frac{k}{\gamma}} \cdot \text{conv}(\{\pm e_j : j \in [d]\}). \quad (56)$$

Consequently, we can bound the Rademacher complexity as

$$\mathbb{E} \left[ \sup_{h \in \mathcal{F}(r)} \frac{1}{n\pi_{\mathbb{R}}} \sum_{i=1}^n \varepsilon_i R_i \langle x_i, h \rangle \right] \leq 4r \sqrt{\frac{k}{\gamma}} \mathbb{E} \left[ \sup_{h \in \{\pm e_j : j \in [d]\}} \frac{1}{n\pi_{\mathbb{R}}} \sum_{i=1}^n \varepsilon_i R_i \langle x_i, h \rangle \right].$$

For each vector  $h \in \{\pm e_j : j \in [d]\}$ , applying Hoeffding's inequality yields

$$\mathbb{P} \left( \left| \frac{1}{n} \sum_{i=1}^n \varepsilon_i R_i \langle x_i, h \rangle \right| \geq t \right) \leq 2 \exp \left( -\frac{2t^2 n}{x_{\infty}^2} \right), \quad \text{for any } t > 0.$$

Invoking union bound over  $2d$  possible choices of the vector  $h$ , and substituting into the Rademacher complexity bound above, we have

$$\mathbb{E} \left[ \sup_{h \in \mathcal{F}(r)} \frac{1}{n\pi_{\mathbb{R}}} \sum_{i=1}^n \varepsilon_i R_i \langle x_i, h \rangle \right] \leq \frac{4rx_{\infty}}{\pi_{\mathbb{R}}} \sqrt{\frac{k \log d}{\gamma n}}.$$

Combining with equation (55) completes the proof of Lemma 9.

### C.2.4 Proof of Lemma 10

By the inclusion relation (56), we have the upper bound

$$Z_2(r) \leq 4r \sqrt{\frac{k}{\gamma}} \sup_{h \in \{\pm e_j : j \in [d]\}} \frac{1}{n} \sum_{i=1}^n (y_i - \langle x_i, \beta^* \rangle) \langle x_i, h \rangle \cdot \left( \frac{R_i}{\pi_{\mathbb{R}}} - 1 \right).$$

For each  $h \in \{\pm e_j : j \in [d]\}$ , applying the Hoeffding bound yields

$$\mathbb{P} \left[ \frac{1}{n} \sum_{i=1}^n (y_i - \langle x_i, \beta^* \rangle) \langle x_i, h \rangle \cdot \left( \frac{R_i}{\pi_{\mathbb{R}}} - 1 \right) > t \right] \leq \exp \left( -\frac{2t^2 \pi_{\mathbb{R}}^2 n}{x_{\infty}^2 y_{\infty}^2} \right), \quad \text{for any } t > 0.$$

Taking the union bound over  $2d$  possible choices, with probability  $1 - \delta$ , we have

$$Z_2(r) \leq 4r \sqrt{\frac{k}{\gamma}} \sup_{h \in \{\pm e_j : j \in [d]\}} \frac{1}{n} \sum_{i=1}^n (y_i - \langle x_i, \beta^* \rangle) \langle x_i, h \rangle \cdot \left( \frac{R_i}{\pi_{\mathbb{R}}} - 1 \right) \leq \frac{x_{\infty} y_{\infty} r}{\pi_{\mathbb{R}}} \sqrt{\frac{k \log(d/\delta)}{\gamma n}},$$

which completes the proof.

### C.3 Proof of Corollary 3

We prove this corollary by applying Theorem 1 with an appropriate bound on the function estimation error.

**Lemma 11.** *Under the conditions of Corollary 3, for any  $\delta \in (0, 1)$ , we have*

$$\|\widehat{f}_{\mathbb{R}} - f^*\|_n \leq r_{n,\delta} \tag{57}$$

with probability at least  $1 - \delta$ .

The statement of the corollary follows by combining this bound with Theorem 1.



### C.3.1 Proof of Lemma 11

Note that we have  $f^* \in \mathcal{F}$  and that the set  $\mathcal{F}$  is convex. Consequently, by the first-order conditions for optimality in the convex program (32), we have

$$\frac{1}{n_{\mathbb{R}}} \sum_{i=1}^n R_i (y_i - \widehat{f}_{\mathbb{R}}(x_i)) (\widehat{f}_{\mathbb{R}}(x_i) - f^*(x_i)) \geq 0.$$

On the other hand, since  $\widehat{f}_{\mathbb{R}} \in \mathcal{F}$ , the first-order optimality condition for the Euclidean projection (5) defining  $f^*$  implies that

$$\frac{1}{n} \sum_{i=1}^n (y_i - f^*(x_i)) (f^*(x_i) - \widehat{f}_{\mathbb{R}}(x_i)) \geq 0.$$

Summing up these two inequalities yields the basic inequality

$$\frac{1}{n_{\mathbb{R}}} \sum_{i=1}^n R_i (\widehat{f}_{\mathbb{R}}(x_i) - f^*(x_i))^2 \leq \frac{1}{n} \sum_{i=1}^n (y_i - f^*(x_i)) (f^*(x_i) - \widehat{f}_{\mathbb{R}}(x_i)) \cdot \left(1 - \frac{R_i}{\pi_{\mathbb{R}}}\right). \quad (58)$$

For any  $r > 0$ , define the set  $\mathcal{F}(r) := \{f - f^* \mid f \in \mathcal{F}, \|f - f^*\|_n \leq r\} \subset \mathbb{R}^n$ . Playing in a key role in our analysis are the following empirical process suprema

$$Z_1(r) := \sup_{h \in \mathcal{F}(r)} \frac{1}{n} \sum_{i=1}^n (y_i - f^*(x_i)) h_i \cdot \left(1 - \frac{R_i}{\pi_{\mathbb{R}}}\right) \quad \text{and} \quad Z_2(r) := \sup_{h \in \mathcal{F}(r)} \frac{1}{n} \sum_{i=1}^n h_i^2 \cdot \left(1 - \frac{R_i}{\pi_{\mathbb{R}}}\right),$$

where  $h_i = h(x_i)$ . Introducing the shorthand  $\widehat{\Delta}_{\mathbb{R}} := \widehat{f}_{\mathbb{R}} - f^*$ , the basic inequality (58) implies that

$$1 \leq \frac{Z_1(\|\widehat{\Delta}_{\mathbb{R}}\|_n)}{\|\widehat{\Delta}_{\mathbb{R}}\|_n^2} + \frac{Z_2(\|\widehat{\Delta}_{\mathbb{R}}\|_n)}{\|\widehat{\Delta}_{\mathbb{R}}\|_n^2}. \quad (59)$$

Since each term in the empirical process is uniformly bounded, we can apply a functional Hoeffding inequality (e.g., [Wai19], Theorem 3.7) to assert that for  $j \in \{0, 1\}$ , we have

$$\mathbb{P}(|Z_j(r) - \mathbb{E}[Z_j(r)]| \geq t) \leq \exp\left(\frac{-n\pi_{\mathbb{R}}^2 t^2}{16r^2}\right), \quad \text{for any } t > 0. \quad (60)$$

The following result provides control on the expectations:

**Lemma 12.** *Under the conditions of Corollary 3, for any  $r > 0$  and  $\gamma \in [0, r]$ , we have*

$$\max\left\{\mathbb{E}[Z_1(r)], \mathbb{E}[Z_2(r)]\right\} \leq \frac{4\gamma}{\pi_{\mathbb{R}}} + \frac{32}{\pi_{\mathbb{R}}\sqrt{n}} \int_{\gamma/4}^{2r} \sqrt{\log N(t, \mathcal{F}(r))} dt.$$

See Appendix C.3.2 for the proof.

Note that the deterministic inequality in Lemma 12 holds for any  $\gamma \in [0, r]$ . So we can always take the infimum over  $\gamma$  on the right hand side.

Taking this lemma as given, we now proceed to complete the proof of equation (57). Using the quantity  $r_{n,\delta}$  defined in equation (33), we consider the following events:

$$\begin{aligned}\mathcal{E} &:= \left\{ Z_1(r_{n,\delta}) + Z_2(r_{n,\delta}) \leq \frac{8\gamma}{\pi_{\mathbb{R}}} + \frac{64}{\pi_{\mathbb{R}}\sqrt{n}} \int_{\gamma/4}^{2r_{n,\delta}} \sqrt{\log N(t, \mathcal{F}(r))} dt + \frac{8r_{n,\delta}}{\pi_{\mathbb{R}}} \sqrt{\frac{\log(1/\delta)}{n}} \right\}, \\ \mathcal{E}' &:= \left\{ \|\widehat{\Delta}_{\mathbb{R}}\|_n > r_{n,\delta} \right\}.\end{aligned}$$

By Lemma 12 and equation (60), we have  $\mathbb{P}(\mathcal{E}) \geq 1 - \delta$ . On the other hand, note that the function  $r \mapsto Z_1(r)/r^2$ ,  $r \mapsto Z_2(r)/r^2$  are non-increasing in  $r > 0$ , on the event  $\mathcal{E} \cap \mathcal{E}'$ , we have

$$\begin{aligned}1 &\leq \frac{Z_1(\|\widehat{\Delta}_{\mathbb{R}}\|_n)}{\|\widehat{\Delta}_{\mathbb{R}}\|_n^2} + \frac{Z_2(\|\widehat{\Delta}_{\mathbb{R}}\|_n)}{\|\widehat{\Delta}_{\mathbb{R}}\|_n^2} \leq \frac{Z_1(r_{n,\delta})}{r_{n,\delta}^2} + \frac{Z_2(r_{n,\delta})}{r_{n,\delta}^2} \\ &\leq \frac{1}{r_{n,\delta}^2} \left\{ \frac{8\gamma}{\pi_{\mathbb{R}}} + \frac{64}{\pi_{\mathbb{R}}\sqrt{n}} \int_{\gamma/4}^{2r_{n,\delta}} \sqrt{\log N(t, \mathcal{F}(r))} dt \right\} + \frac{8}{\pi_{\mathbb{R}}r_{n,\delta}} \sqrt{\frac{\log(1/\delta)}{n}} < 1,\end{aligned}$$

leading to a contradiction. Consequently, we must have  $\mathbb{P}(\mathcal{E}') \leq \delta$ , which completes the proof of Lemma 11.

### C.3.2 Proof of Lemma 12

Let  $(\varepsilon_i)_{i=1}^n$  be i.i.d. Rademacher random variables independent of  $(R_i)_{i=1}^n$ . Define the empirical process supremum  $V(r) := \sup_{h \in \mathcal{F}(r)} \frac{1}{n} \sum_{i=1}^n h_i \varepsilon_i$ . We note that

$$\begin{aligned}\mathbb{E}[Z_1(r)] &\stackrel{(i)}{\leq} \mathbb{E} \left[ \sup_{h \in \mathcal{F}(r)} \frac{1}{n} \sum_{i=1}^n \varepsilon_i (y_i - f_i^*) h_i \cdot \left(1 - \frac{R_i}{\pi_{\mathbb{R}}}\right) \right] \stackrel{(ii)}{\leq} \frac{2}{\pi_{\mathbb{R}}} \mathbb{E}[V(r)], \quad \text{and} \\ \mathbb{E}[Z_2(r)] &\stackrel{(i')}{\leq} \mathbb{E} \left[ \sup_{h \in \mathcal{F}(r)} \frac{1}{n} \sum_{i=1}^n \varepsilon_i h_i^2 \cdot \left(1 - \frac{R_i}{\pi_{\mathbb{R}}}\right) \right] \stackrel{(ii')}{\leq} \frac{1}{\pi_{\mathbb{R}}} \mathbb{E}[V(r)],\end{aligned}$$

where in steps (i) and (i'), we use the symmetrization lemma ([Wai19], Theorem 4.2), and in steps (ii) and (ii'), we use the contraction principle ([vdVW96], Proposition A.1.10).

It suffices to bound the quantity  $\mathbb{E}[V(r)]$ . In order to do so, we invoke the Dudley entropy bound (e.g., Theorem 5.1 of [Wai19]), thereby finding that

$$\mathbb{E}[V(r)] \leq 2 \mathbb{E} \left[ \sup_{f,g: \|f-g\|_n \leq \delta} \langle f - g, \varepsilon \rangle_n \right] + \frac{16}{\sqrt{n}} \int_{\delta/4}^{2r} \sqrt{\log N(t, \mathcal{F}(r))} dt.$$

For the first term, invoking Cauchy–Schwarz inequality yields

$$\mathbb{E} \left[ \sup_{f,g: \|f-g\|_n \leq \delta} \langle f - g, \varepsilon \rangle_n \right] \leq \mathbb{E} \left[ \sup_{f,g: \|f-g\|_n \leq \delta} \|f - g\|_n \cdot \|\varepsilon\|_n \right] \leq \delta \cdot \sqrt{\mathbb{E}[\|\varepsilon\|_n^2]} = \delta.$$

Substituting back completes the proof of this lemma.

## D Additional simulation details

In this section, we describe the construction of the vector  $\varepsilon \in \mathbb{R}^n$  in Lei and Ding [LD21], which is used in our simulation studies in Section 5.1.

Given a problem dimension satisfying  $d < n$ , consider the data matrix  $\mathbf{X} \in \mathbb{R}^{n \times d}$  and the intercept version  $\mathbf{X}^+ \in \mathbb{R}^{n \times (d+1)}$  (the first column of  $\mathbf{X}^+$  is an  $n$ -dimensional all-one vector). Assume that the matrices  $\mathbf{X}^\top \mathbf{X} / n \in \mathbb{R}^{d \times d}$  and  $(\mathbf{X}^+)^\top \mathbf{X}^+ / n \in \mathbb{R}^{d \times d}$  are non-singular, we define  $H := \mathbf{X}(\mathbf{X}^\top \mathbf{X})^{-1} \mathbf{X} \in \mathbb{R}^{n \times n}$  and  $H^+ := \mathbf{X}^+((\mathbf{X}^+)^\top \mathbf{X}^+)^{-1} \mathbf{X}^+ \in \mathbb{R}^{n \times n}$ . Let  $h \in \mathbb{R}^n$  be the diagonal elements of  $H$ . We define

$$\tilde{\varepsilon} := (I_n - H^+)h \quad \text{and} \quad \varepsilon := \sqrt{n} \tilde{\varepsilon} / \|\tilde{\varepsilon}\|_2.$$

According to the paper [LD21], Appendix J.1, the resulting vector  $\varepsilon$  maximizes the leading-order bias in the Taylor expansion, subject to norm and orthogonality constraints.