

# Thermally-Resilient Soft Gripper for Space Debris Removal

F. Ruiz<sup>1</sup>, B.C. Arrue<sup>1</sup> and A. Ollero<sup>1</sup>

**Abstract**—Space debris poses a significant and growing threat to orbital operations, demanding urgent solutions. Soft manipulators, with their adaptability to various shapes and sizes, present a promising approach to mitigate this concern and facilitate orbital maintenance tasks. Challenges such as radiation, vacuum, and microgravity are significant, but the predominant issue is ensuring these devices operate effectively in the extreme temperature swings from  $-180^{\circ}\text{C}$  to over  $200^{\circ}\text{C}$ . The majority of soft materials become brittle and hard due to crystallization at cryogenic temperatures or undergo drastic shifts in their elasticity near their melting points. This work pioneers experiments using liquid nitrogen to simulate cryogenic conditions and heat guns for elevated temperatures. It derives insights into the behavior of these materials, leading to the design of a soft gripper tailored for space debris removal in LEO orbits. The multi-layered design leverages the properties of thermoplastic polyurethane at low infill rates for lightweight inherent flexibility, silicone rubber ensuring structural integrity, PTFE (Teflon) for unparalleled thermal stability, and aerogel for insulation. The nylon-crafted tendon-driven mechanism incorporated uses molybdenum disulfide grease as a lubrication layer for cryogenic temperatures. The insights from this experiments and the modeling of the temperature-driven property alterations are pivotal for the advancement of soft manipulators tailored for on-orbit operations.

**Index Terms:** Soft Manipulator, Extreme Environment, Space Debris, Thermal Design

## I. INTRODUCTION

SPACE exploration has always pushed the boundaries of technology, with robots playing an increasingly vital role. Historically, space robots have been rigid in structure. While these rigid robots have proven effective in many missions, their limitations become evident in challenging terrains, as seen with the Spirit rover, which encountered difficulties in loose soil [1]. The complexity and density of these rigid robots also amplify production and launch costs [2].

In contrast, soft robots, typically crafted from materials with a Young's modulus under 1 GPa, present numerous advantages. They offer more flexibility and degrees of freedom, which enhances their adaptability to diverse space environments [3]. Notably, soft robots can better manage collisions, minimizing damage and thus outperforming rigid counterparts in specific scenarios. Flexibility in space technology has already been explored in various forms, such as deployable solar arrays [4] and inflatable space modules [5], among others [6].

Recent proposals have introduced innovative concepts of soft robots for space exploration [7], including deployable Mars rovers [8], satellite grippers [9], and malleable radio




Fig. 1. A thermally-stable soft robotic manipulator for irregularly-shaped space debris removal in LEO orbit

antennas [10]. Although these concepts harness adaptability suitable for varied space missions, the extreme operational conditions in space environments can pose challenges. The development of space-ready soft robots is still in early stages. For example, the silicone-based satellite gripper in [9] might face severe challenges in the low temperatures of a LEO orbit. Even higher TRL concepts, some trialed on the ISS such as the gecko-inspired gripper [11], recognize temperature adaptation as a key hurdle for prototypes.

To develop space-qualified soft robotics, it's vital to bridge the gap between robotics, materials engineering, and cryogenics. Teflon (PTFE), which can display flexibility under certain conditions, is notable for its broad temperature range ( $-260^{\circ}\text{C}$  to  $250^{\circ}\text{C}$ ) and has been foundational in space-related components due to its thermal properties [12], [13]. However, most materials used in soft robotics are not suitable for space because of their thermal limitations, making the study of elastomers an ongoing and active field. Silicones, as an example, can resist crystallization even at  $-120^{\circ}\text{C}$  [14], and their behavior at elevated temperatures is well-understood [15]. The performance of TPU in frigid conditions is under investigation [16], with its operational range believed to be between  $-90^{\circ}\text{C}$  and  $130^{\circ}\text{C}$  [17]. While aerogels have demonstrated excellent thermal endurance [18], they may become brittle in certain configurations [19]. Molybdenum grease is renowned as an optimal cryogenic lubricant [20].

Addressing the aforementioned challenge is paramount due to the impact that space-qualified soft manipulators can have on the pressing issue of space debris. Initially conceived in the 1980s for satellite servicing [21], space manipulators have now become essential for debris removal. The first active debris removal mission is scheduled for 2025, a public-private collaboration between ESA and ClearSpace [22]. Currently, we have around 20,000 large debris pieces in Low Earth Orbit (LEO) [23], in addition to numerous smaller fragments,

Manuscript submitted: September 15th, 2023.

This work has been developed within the framework of the AERO-TRAIN project, a Marie-Sklodowska-Curie Innovative Training Network (ITN) (Grant agreement 953454). The funding of AROSA (Smart Robotics for On- Orbit Servicing Applications) is also acknowledged.

<sup>1</sup> F. Ruiz (frvincueria@us.es), B.C. Arrue (barrue@us.es) and A. Ollero (aollero@us.es) are with the GRVC Robotics Lab of Seville, Spain.

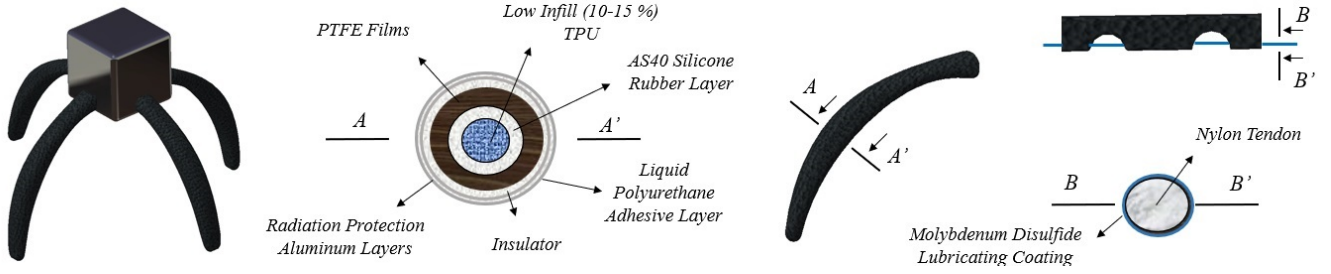


Fig. 2. Cross-sectional view of the multi-layered soft gripper design, detailing each specific layer's material and purpose, alongside the composition of the tendon-driven mechanism.

posing a significant collision threat. In fact, large satellites in LEO confront a yearly 0.01% collision risk with sizable debris, a percentage that increases as the debris size decreases. Such impacts can multiply the debris count, exemplifying the Kessler Syndrome and threatening the future of space exploration.

Efforts to address this problem have been varied to date, not only involving active debris removal with robotic arms [21]. Other strategies include the use of large nets [24], tether systems [25], laser ablation [26], and magnetic methods [27]. Drag devices are also in play, aiming to expedite debris re-entry into Earth's atmosphere. However, as previously mentioned, recent research emphasizes the capabilities of soft robotic manipulators for active debris removal. For example, Stanford's gecko-inspired method leans on the adhesive qualities of the reptile's feet [11], [28]. Other soft robotic manipulators have been proposed [29], [30], while the aforementioned extreme conditions are still a major challenge [7].

This work conducts experiments using liquid nitrogen to mimic cryogenic conditions and heat guns to replicate elevated temperatures. These tests offer insights into material behavior under such conditions, guiding the development of a soft gripper designed specifically for space debris removal in LEO orbits. The gripper's multi-layered structure incorporates thermoplastic polyurethane for flexibility at low infill rates, silicone rubber for structural support, PTFE (Teflon) for exceptional thermal resistance, and aerogel for insulation. Additionally, a tendon-driven system, made of nylon and lubricated with molybdenum disulfide, ensures functionality in freezing conditions. Importantly, this gripper demonstrates consistent performance across a temperature range of  $-180^{\circ}\text{C}$  to  $220^{\circ}\text{C}$  over more than 100 cycles.

To ensure a clear understanding of this work, the structure of this article is organized as follows: Section 2 outlines the challenges associated with operating soft robots in orbit. Section 3 details the conceptualization and design of the manipulator. Section 4 delves into the system's modeling, including heat transfer equations and simulations evaluating temperature distribution in the gripper during LEO orbit operations. Section 5 combines a detailed description of the experimental setup with an analysis of the results, highlighting both the liquid nitrogen and high-temperature testing methods. Finally, Section 6 concludes the paper, emphasizing the potential impact of the proposed manipulator on space debris removal initiatives.

## II. PROBLEM STATEMENT

Space debris refers to defunct objects in space, including everything from spent rocket stages and defunct satellites to fragments resulting from collisions, which pose a significant risk due to their unpredictability. This section aims to highlight the main challenges in active debris removal with manipulators. This encompasses challenges from both the harsh conditions of space, including extreme temperatures, radiation, vacuum, and microgravity, as well as the difficulty of adapting to the variety of sizes and shapes of the debris.

### A. Types and Quantities of Space Debris

Differentiating space debris by size can provide insights into the varying challenges each size group presents. Table I summarizes these categories.

TABLE I  
CLASSIFICATION OF SPACE DEBRIS BY SIZE AND SHAPE.

Size	Shape/Description	Quantity
$\geq 10\text{cm}$	Defunct Satellites, Rocket Stages	20,000+
$1\text{cm} - 10\text{cm}$	Smaller Fragments, Bolt, Paint Flecks	500,000+
$\leq 1\text{cm}$	Micro-debris, tiny fragments	100 million+

### B. Space Environment and Temperature Challenges

The space environment is remarkably hostile. Satellites and other space-faring equipment are not only at risk from potential collisions but are also relentlessly bombarded by cosmic and solar radiation. This continuous radiation exposure can degrade materials and impair electronic components. Radiation shielding is essential and significantly increases the cost and certification process of space components.

Furthermore, the unique conditions of space, characterized by vacuum and microgravity, influence heat transfer dynamics profoundly. Without an atmosphere, there's no convection; thus, objects heat up dramatically when exposed to the Sun and cool down rapidly when in its shadow. Specifically, in Low Earth Orbit (LEO), a spacecraft experiences about 45 minutes of direct sunlight followed by 45 minutes of darkness. During the sunlit phase, temperatures can soar up to  $220^{\circ}\text{C}$ . But once in the shadow, they can plunge to around  $-200^{\circ}\text{C}$ . This rapid thermal cycling is due to the lack of an atmosphere to retain heat, making the heat accumulated during the sunlit phase dissipate quickly.

Designing systems, especially soft robotic manipulators for space, requires thorough understanding of the aforementioned extreme conditions. Materials must retain their properties and functions across wide temperature ranges.

### III. SOFT MANIPULATOR DESIGN

This work introduces a carefully designed soft manipulator for space debris removal. Developed through extensive experimentation, this manipulator is designed to perform consistently in the challenging space temperatures, utilizing the advantages of various materials. Figure 2 provides an in-depth illustration of the gripper's design, including a cross section view that highlights the different materials used.

#### A. Material Selection and Multi-Layered Approach

The designed gripper utilizes a multi-layered structure:

- **Inner Layer (TPU):** Thermoplastic polyurethane (TPU) is chosen due to its lightweight and flexibility, especially at low infill rates of 10-15%. However, its use throughout the entire manipulator is restricted since it weakens considerably at high temperatures and becomes brittle at extreme lows. Positioned at the core, it remains shielded from the most drastic temperature swings in space.
- **Intermediate Structural Layer (Silicone):** Silicone, as an elastomer, adds critical structural integrity. However, a combined approach with TPU is adopted instead of using silicone exclusively. This is not only to benefit from the lightweight nature of TPU at low infill rates, thereby reducing the overall weight, but also to minimize inherent vibrations observed in silicone. Such vibrations could pose operational challenges in space. Furthermore, the experiments have shown that silicone crystallizes below -120°C, an even lower limit than TPU, so it is consistent to place it in a more outer layer.
- **External Thermal Stability Layer (PTFE):** PTFE, known for its minimal elasticity variations (around 10%) across a wide temperature range (-200°C to 220°C), is selected for the external layer. While it's not ideal for the entirety of the gripper due to its higher modulus of elasticity at room temperature, its thermal stability makes it apt as an external layer to provide thermal resilience, especially at low infill rates of 25-30%. However, its manufacturing challenges will be discussed further.
- **Thermal Insulation Layer:** A thin layer of flexible aerogel is introduced for its superior insulation properties, acting as a buffer to shield the manipulator's internals from extreme temperatures.
- **Protective Film (Aluminum):** The outermost layer is made of reflective aluminum, designed to deflect the harmful radiation that can degrade the soft materials of the manipulator. Additionally, this reflective layer aids in moderating temperature variations, ensuring that the manipulator doesn't experience extreme thermal spikes or drops.
- **Adhesion Film:** Liquid polyurethane enhances the gripper's bond with space debris, ensuring a firm grip and minimizing the risk of slip during operations.

This multi-layered approach strategically combines the advantages of each material to produce a gripper that's both functional and durable in the challenging space environment.

#### B. Manufacturing Process of the Soft Gripper

The fabrication of the soft gripper is a multi-step procedure that emphasizes precision and compatibility with the materials involved. Each step is detailed below:

- 1) **TPU Layer Creation:** The initial layer, made from Thermoplastic Polyurethane (TPU), is produced using Fused Deposition Modeling (FDM) 3D printing at low infill rates.
- 2) **Silicone Layer Formation:** A mold, which can be 3D printed, is employed to shape the subsequent silicone layer. AS40 silicone rubber is mixed with a catalyst to initiate curing. Once poured into the mold, it's left to cure for a duration of 4-6 hours.
- 3) **PTFE Layer Attachment:** Pure PTFE fabrication remains a challenge, primarily due to its high melting point. While some experimental endeavors have made headway in 3D printing PTFE, these methods are still not robust. Other techniques, such as cold molding and sintering, are complex and less feasible for the present purpose. To leverage the beneficial thermal properties of PTFE (Teflon) in this study, thin sheets consisting of 70% PTFE and 30% PETG are used. These sheets are layered onto the soft gripper to form the required thermal resilient shell.
- 4) **Aerogel Insulation:** The aerogel is applied as thin membranes, ensuring uniform coverage and offering thermal insulation properties.
- 5) **Aluminum Film Addition:** A thin reflective aluminum paper film is adhered to the surface of the gripper to offer protection against radiation.
- 6) **Adhesive Coating:** The adhesive layer, ensuring grip with space debris, is applied delicately using a brush, ensuring even distribution without affecting the gripper's mobility or function.

#### C. Actuation

A key feature of the manipulator is its actuation mechanism (see Figure 2). It uses a fishing line (nylon) approach. Nylon tendons maintain robustness over a wide range of temperatures. For smooth operation in cold conditions, a coating of molybdenum disulfide grease is applied using a brush for lubrication.

### IV. THERMAL DESIGN

Thermal management is of paramount importance in the design of a soft manipulator intended for space debris removal. The design requires a comprehensive understanding and prediction of heat transfer behavior within the soft manipulator. This section covers the modes of heat transfer, the modeling techniques employed, and the chosen design parameters.

#### A. Heat Transfer Modeling in Orbit

In the space environment, conduction is the primary mechanism for heat movement within the manipulator's layers due to molecular agitation. Convection is generally non-existent in the vacuum of space, radiative heat transfer takes precedence. The proposed model considers both conductive and radiative

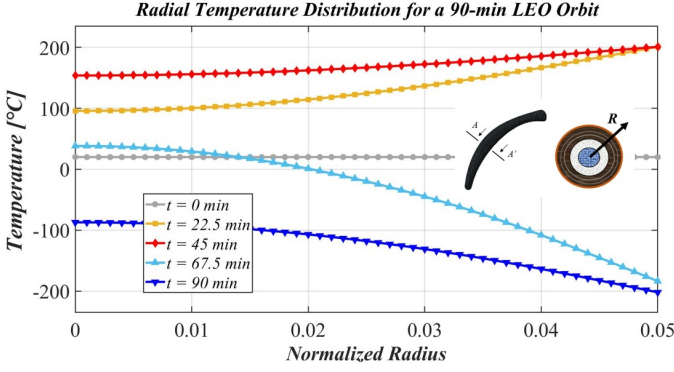


Fig. 3. Temporal evolution of the temperature along the radius of the soft gripper throughout a complete LEO orbit cycle. The curves represent different time instances, showcasing thermal fluctuations as the manipulator transitions through sunlit and shadowed regions of the orbit.

heat transfer in a transient manner. The governing equation for time-dependent conduction in cylindrical coordinates is:

$$\rho c_p \frac{\partial T}{\partial t} = \frac{1}{r} \frac{d}{dr} \left( k \frac{dT}{dr} \right) + q_{\text{radiation}} \quad (1)$$

Where:

- $\rho$  is the material density.
- $c_p$  is the specific heat capacity at constant pressure.
- $T$  is the temperature.
- $r$  is the radial coordinate.
- $k$  is the material thermal conductivity.
- $q_{\text{radiation}}$  represents the heat added or removed due to radiative transfer.

### B. Numerical Solution and Discretization

To solve the equation, a finite difference method (FDM) is employed. For the radial derivative, a central difference scheme can be applied:

$$\frac{dT}{dr} \approx \frac{T_{i+1} - T_{i-1}}{2\Delta r} \quad (2)$$

The second radial derivative can be discretized similarly using the central difference scheme, leading to:

$$\frac{d^2T}{dr^2} \approx \frac{T_{i+1} - 2T_i + T_{i-1}}{\Delta r^2} \quad (3)$$

The temporal discretization can be achieved using a forward difference for the time derivative:

$$\frac{\partial T}{\partial t} \approx \frac{T_i^{n+1} - T_i^n}{\Delta t} \quad (4)$$

Where  $n$  is the time step index.

The stability of the numerical solution is crucial. In this context, the CFL condition dictates the relationship between the time step  $\Delta t$  and the spatial step  $\Delta r$  to ensure a stable and accurate solution:

$$\alpha \frac{\Delta t}{(\Delta r)^2} \leq \frac{1}{2} \quad (5)$$

where  $\alpha$  is the thermal diffusivity. The solution of these equations leads to the understanding of the thermal dynamics of the soft gripper's material in response to radiative heat transfer and conduction, as shown in Figures 3 and 4.

### Soft Gripper Cross-Sections Temperature Maps

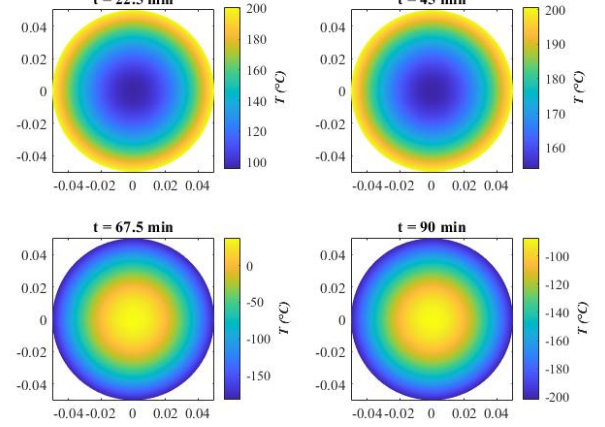


Fig. 4. Cross-sectional temperature maps of the soft gripper at distinct moments during its LEO orbit cycle. The visualizations emphasize the temperature gradients within the structure.

### C. LEO Orbit Properties

The soft manipulator is designed for operations in a Low Earth Orbit (LEO). The properties of this orbit, typical for LEO altitudes, are summarized in Table II. It's noteworthy that the radiation value provided is an approximation of the radiation received in the LEO orbit.

TABLE II  
PROPERTIES OF THE LEO ORBIT

Parameter	Value
Orbit Altitude	160 km - 2,000 km
Orbit Duration	90 minutes
Time in Sunlight	45 minutes
Time in Shadow	45 minutes
Radiation Value (Approx.)	$q_{\text{rad}} = 1460 \text{ W/m}^2$

### D. Model Results and Design Choices

The model directs the soft gripper layer design, as detailed in Table III. Using a 10cm reference diameter, the iterative process produced temperature profiles (Figures 3 and 4) that ensured each layer's temperature remains within safe limits for the chosen materials. Layer thicknesses, the primary objective, are presented in Table III with PTFE being 32% and aerogel at 19%. This process offers key insights into the manipulator's space adaptability.

Moreover, thermal modeling offers key insights into the behavior of the soft manipulator under space conditions:

- 1) The radial temperature profile (Figure 3) exhibits pronounced variations. The external surface encounters temperatures fluctuating from 205°C during sunlight exposure to a chilling -197°C when in the shadow.
- 2) Internally, the gripper experiences a milder temperature swing, with values oscillating between 153°C and -96°C.
- 3) The observations highlight the crucial significance of the thermal design, proving its functionality across diverse thermal conditions.



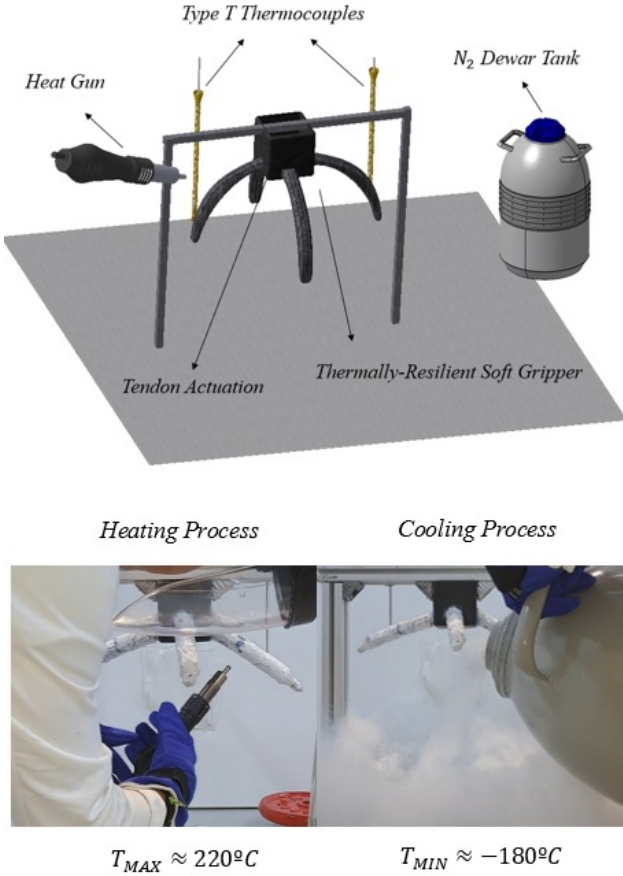


Fig. 5. Test bench setup illustrating the thermal evaluation process for the soft manipulator. The sequence depicts the utilization of liquid nitrogen to simulate the cryogenic conditions of space and a heat gun for replicating intense solar radiation.

TABLE III

THERMAL PROPERTIES AND DESIGN CHOICES OF MATERIALS USED IN THE SOFT MANIPULATOR

Material	Heat Coeff $k$	Density $\rho$	Specific Heat $c_p$	Layer
TPU	0.22 W/m·K	120 kg/m <sup>3</sup>	1.2 J/g·K	26 %
Silicone	0.2 W/m·K	970 kg/m <sup>3</sup>	1.5 J/g·K	23 %
PTFE	0.18 W/m·K	660 kg/m <sup>3</sup>	1.0 J/g·K	32 %
Aerogel	0.02 W/m·K	200 kg/m <sup>3</sup>	1.0 J/g·K	19 %

## V. EXPERIMENTAL EVALUATION

This section describes the experiments conducted to test the performance, flexibility, and response of the soft manipulator under different temperature conditions.

### A. Test Bench and Instrumentation

Figure 5 illustrates the test bench setup, which includes:

- A robust bar structure to anchor the soft manipulator.
- A Dewar tank filled with liquid nitrogen maintained at  $-196^{\circ}\text{C}$ . Immersion of the gripper into this liquid nitrogen can lower temperatures to approximately  $-180^{\circ}\text{C}$ .
- A heat gun capable of reaching temperatures up to  $220^{\circ}\text{C}$  or even higher.
- A Type-T thermocouple, chosen for its accuracy in monitoring temperatures under extreme conditions.
- The high-torque Hitec D950TW servo, utilized to regulate the force applied by the manipulator's tendons.



Fig. 6. Demonstration of the soft gripper's versatile gripping capabilities. Top: Dual-arm configuration showcasing the adaptability in handling objects. Bottom: Four-arm approach emphasizing the gripper's enhanced stability and grasp strength when dealing with larger or more cumbersome objects.

### B. Manipulator Configurations and Adaptability

Although the fundamental contribution of the work is in designing a soft gripper that works in the extreme temperature range of LEO orbit, design validation requires at least testing the functionality and versatility of the soft manipulator through its ability to handle different debris types (Figure 6). Note that the objects used for the tests have reduced mass, since in microgravity conditions the weight force is negligible (although not the inertia).

- **Dual Arm Configuration:** Using just two of its arms, this setup is suitable for simpler debris (such as complete satellite elements with regular shapes, or small rocket stages), ensuring a firm grasp.
- **Quad Arm Configuration:** By using all four arms, this setup is designed for irregularly shaped debris (as loose fragments or pieces in orbit after collisions), in which the previous configuration may not be sufficient and cause the object to slide laterally, something essential to avoid in space in microgravity conditions due to the energy expenditure that would be required to recover its position. This configuration provides greater stability and control.

In Table IV, the evolution of the force required by the servomotor based on the shape of the object and the gripper configuration (either dual or quad arm) is observed. Although the total force required by the servomotor is always greater in the quad arm case, the force per arm significantly decreases for irregular objects (in these types of objects, the contact area is smaller). This allows for achieving a stable grip without exerting as much pressure. In addition to making operations in space safer due to previously discussed microgravity reasons, this configuration may even be more energy-efficient.

TABLE IV

FORCE REQUIREMENTS FOR STABLE GRIPPING OF DIFFERENT DEBRIS AND ARM CONFIGURATIONS.

Debris Shape	Metrics	Dual Arm	Quad Arm
Regular	Total Force (kgcm)	7.8	13.2
	Force per Arm (kgcm)	3.9	3.3
Irregular	Total Force (kgcm)	12.3	14.4
	Force per Arm (kgcm)	6.1	3.6

In summary, the soft nature of the manipulator allows it to wrap around and adjust to various space debris shapes, something that has already been extensively studied in the literature, highlighting its potential for effective debris removal.

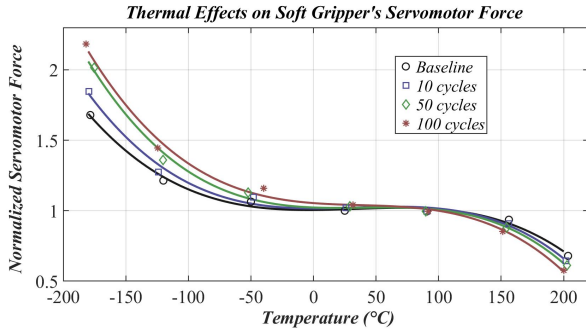


Fig. 7. Servomotor force variation in the thermally-resilient soft gripper prototype with temperature. The baseline indicates initial conditions, with subsequent symbols showing the effects after 10, 50, and 100 thermal cycles.

### C. Temperature Variation Performance Metrics and Results

The proposed experiments offer insights into the servo's force requirements over a range of temperatures. As depicted in Figure 7, at extremely cold temperatures, the force nearly doubled due to material stiffening. Yet, as temperatures approached 200°C, the necessary force halved.

Repeated thermal cycling accentuated these variations. The force rose by as much as 35% under cold conditions, but diminished by 18% in hotter environments. Notably, the force stayed largely consistent at ambient temperatures.

Such observations are crucial for predicting the soft gripper's performance in real orbit conditions and guiding future design improvements.

## VI. CONCLUSIONS

This paper presented the design, fabrication, and testing of a soft gripper tailored for space debris removal in Low Earth Orbit (LEO). The multi-layered design strategically integrated several materials to make the most of their intrinsic properties, ensuring a thermally-resilient gripper.

The synergy of elastomeric materials such as TPU and silicone, combined with the unique thermal stability of PTFE and aerogel insulation, provides the gripper with robustness against both thermal fluctuations and radiation. This thermal design, justified by heat transfer simulations, endorsed the gripper's adaptability across extreme thermal environments. Notably, the gripper's external surface can experience temperature variations from 205°C to -197°C, all the while keeping safer internal temperature boundaries. Experimental evaluations highlighted the gripper's ability to grasp objects of diverse shapes, responding effectively to the multifaceted nature of space debris. Observations from the test bench emphasized the influence of harsh temperatures on the servo's force requirements: at cryogenic temperatures, hardening was observed, while at higher temperatures, it became more flexible; both effects becoming more pronounced with the number of cycles.

In summary, this work has aimed to bridge the gap between soft robotics and space engineering, through pioneering experimentation in this field with liquid nitrogen. Considering the ongoing challenge of space debris and its impact on the sustainability of space activities, the soft gripper presented in this paper offers a promising approach to support space debris mitigation efforts.

## ACKNOWLEDGMENTS

We thank Robotics, Vision and Control Group (GRVC).

## REFERENCES

- [1] Z. Deng, H. Gao, K. Nagatani, and K. Yoshida, "Planetary rovers' wheel-soil interaction mechanics: New challenges and applications for wheeled mobile robots," *Intelligent Service Robotics*, vol. 4, pp. 17–38, 01 2011.
- [2] N. Drenthe, B. Zandbergen, R. Curran, and M. Van Pelt, "Cost estimating of commercial smallsat launch vehicles," *Acta Astronautica*, vol. 155, pp. 160–169, 2019. [Online]. Available: <https://www.sciencedirect.com/science/article/pii/S0094576518311330>
- [3] D. Rus and M. T. Tolley, "Design, fabrication and control of soft robots," *Nature*, vol. 521, pp. 467–475, 2015.
- [4] B. Hoang, S. White, B. Spence, and S. Kiefer, "Commercialization of deployable space systems' roll-out solar array (rosa) technology for space systems local (ssl) solar arrays," in *2016 IEEE Aerospace Conference*, 2016, pp. 1–12.
- [5] V. Netti, "Dmf: Deployable modular frame for inflatable space habitats," in *Computer Science*, 2019. [Online]. Available: <https://api.semanticscholar.org/CorpusID:210976496>
- [6] E. W. Hawkes, L. H. Blumenschein, J. D. Greer, and A. M. Okamura, "A soft robot that navigates its environment through growth," *Science Robotics*, vol. 2, no. 8, p. eaan3028, 2017. [Online]. Available: <https://www.science.org/doi/abs/10.1126/scirobotics.aan3028>
- [7] Y. Zhang, P. Li, J. Quan, L. Li, G. Zhang, and D. Zhou, "Progress, challenges, and prospects of soft robotics for space applications," *Advanced Intelligent Systems*, vol. 5, no. 3, p. 2200071, 2023. [Online]. Available: <https://onlinelibrary.wiley.com/doi/abs/10.1002/aisy.202200071>
- [8] J. Karras, C. Fuller, K. Carpenter, A. Buscicchio, D. McKeeby, C. Norman, C. Parcheta, I. Davydychev, and R. Fearing, "Pop-up mars rover with textile-enhanced rigid-flex pcb body," 05 2017, pp. 5459–5466.
- [9] Y. Liu, K. Luo, S. Wang, X. Song, Z. Zhang, Q. Tian, and H. Hu, "A soft and bistable gripper with adjustable energy barrier for fast capture in space," *Soft Robotics*, vol. 10, no. 1, pp. 77–87, 2023.
- [10] S. Kirtania, A. Elger, M. R. Hasan, A. Wisniewska, K. Sekhar, T. Karacak, and P. Sekhar, "Flexible antennas: A review," *Micromachines*, vol. 11, p. 847, 09 2020.
- [11] E. Stoll, C. Trentlage, and M. Becker, "The use of biologically inspired gecko material for active debris removal of high priority objects," 09 2015.
- [12] E. S. Clark, "Molecular motion in polytetrafluoroethylene at cryogenic temperatures," *Journal of Macromolecular Science, Part B*, vol. 1, no. 4, pp. 795–800, 1967. [Online]. Available: <https://doi.org/10.1080/00222346708212363>
- [13] G. Theiler, W. Hübner, T. Gradt, P. Klein, and K. Friedrich, "Friction and wear of ptfe composites at cryogenic temperatures," extended version of the paper presented at the 2nd world tribology congress, vienna, 3–7 september 2001," *Tribology International*, vol. 35, no. 7, pp. 449–458, 2002. [Online]. Available: <https://www.sciencedirect.com/science/article/pii/S0301679X0200035X>
- [14] R. Han, Y. Li, Q. Zhu, and K. Niu, "Research on the preparation and thermal stability of silicone rubber composites: A review," *Composites Part C: Open Access*, vol. 8, p. 100249, 2022. [Online]. Available: <https://www.sciencedirect.com/science/article/pii/S2666682022000184>
- [15] S. Wang, M. Hou, K. Ma, Z. Li, H. Geng, W. Zhang, and N. Li, "Research on the influence of extremely cold environment on the performance of silicone rubber and fluorinated silicone rubber," *Polymers (Basel)*, vol. 14, no. 9, p. 1898, May 2022.
- [16] F. Martínez, M. Canales, N. Alcalá, M. Jiménez, M. Yahiaoui, A. Ural, J.-Y. Paris, K. Delbé, and J. Denape, "Analysis of wear mechanism in tpu-steel contact pair by means of long stroke tribometer tests," 06 2012.
- [17] D. S. Kang and S. Yu, "Design-technology co-optimization for cryogenic tensor processing unit," in *2022 IEEE Asia Pacific Conference on Circuits and Systems (APCCAS)*, 2022, pp. 1–4.
- [18] J. Kim, J. Ahn, J. Kim, D. Lee, S. Kim, and J. Lee, "Influence of silica-aerogel on mechanical characteristics of polyurethane-based composites: Thermal conductivity and strength," *Materials (Basel)*, vol. 14, no. 7, p. 1790, Apr 2021.
- [19] K. Shu, A. Ishida, T. Namba, S. Asai, N. Oshima, B. E. O'Rourke, and K. Ito, "Observation of orthopositronium thermalization in silica aerogel at cryogenic temperatures," *Phys. Rev. A*, vol. 104, p. L050801, Nov 2021. [Online]. Available: <https://link.aps.org/doi/10.1103/PhysRevA.104.L050801>

- [20] C. Dunckle, M. Aggleton, J. Glassman, and P. Taborek, "Friction of molybdenum disulfide–titanium films under cryogenic vacuum conditions," *Tribology International*, vol. 44, no. 12, pp. 1819–1826, 2011. [Online]. Available: <https://www.sciencedirect.com/science/article/pii/S0301679X11002179>
- [21] A. Ellery, "Tutorial review on space manipulators for space debris mitigation," *Robotics*, vol. 8, no. 2, 2019. [Online]. Available: <https://www.mdpi.com/2218-6581/8/2/34>
- [22] R. Biesbroek, S. Aziz, A. Wolahan, S.-f. Cipolla, M. Richard-Noca, and L. Piguët, "The clearspace-1 mission: Esa and clearspace team up to remove debris," in *Proc. 8th Eur. Conf. Sp. Debris*, 2021, pp. 1–3.
- [23] ESA, "Space debris by the numbers," *ESA Newsletter*, vol. 8, 2019.
- [24] E. M. Botta, I. Sharf, and A. K. Misra, "Simulation of tethers for capture of space debris and small asteroids," *Acta Astronautica*, vol. 155, pp. 448–461, 2019. [Online]. Available: <https://www.sciencedirect.com/science/article/pii/S0094576518303953>
- [25] V. S. Aslanov and A. S. Ledkov, "Survey of tether system technology for space debris removal missions," *Journal of Spacecraft and Rockets*, vol. 0, no. 0, pp. 1–81, 0. [Online]. Available: <https://doi.org/10.2514/1.A35646>
- [26] C. Phipps, K. Baker, B. Bradford, E. George, S. Libby, D. Liedahl, B. Marcovici, S. Olivier, L. Pleasance, J. Reilly, A. Rubenchik, D. Strafford, and M. Valley, "Removing orbital debris with lasers," *Advances in Space Research*, vol. 49, 10 2011.
- [27] C. Hou, Y. Yang, Y. Yang, K. Yang, X. Zhang, and J. Lu, "Electromagnetic-launch-based method for cost-efficient space debris removal," *Open Astronomy*, vol. 29, no. 1, pp. 94–106, 2020. [Online]. Available: <https://doi.org/10.1515/astro-2020-0016>
- [28] A. Parness, "Testing gecko-like adhesives aboard the international space station," 09 2017.
- [29] Y. Zhang, J. Quan, P. Li, W. Song, G. Zhang, L. Li, and D. Zhou, "A flytrap-inspired bistable origami-based gripper for rapid active debris removal," *Advanced Intelligent Systems*, vol. 5, no. 7, p. 2200468, 2023. [Online]. Available: <https://onlinelibrary.wiley.com/doi/abs/10.1002/aisy.202200468>
- [30] X. Li, Z. Chen, and Y. Wang, "Detumbling a space target using soft robotic manipulators," in *2022 IEEE International Conference on Mechatronics and Automation (ICMA)*, 2022, pp. 1807–1812.