

High-Resolution DOA Estimation via a Novel Tree Model-based Deep Neural Network

Yifan Li, Feng Shu, *Member, IEEE*, Yaoliang Song, *Senior Member, IEEE*, and Jiangzhou Wang, *Fellow, IEEE*

Abstract—Traditional deep neural networks (DNNs) have bad performance on estimating off-grid angles, and the most direct solution is to increase the number of output classes for improving angular resolution. But more output classes can weaken the model accuracy of DNNs and thus decreasing the direction-of-arrival (DOA) estimation accuracy. In this work, a tree-model based deep neural networks (TDNN) is proposed, which contains H layers and each layer is consist of multiple small-scale DNNs. From the first layer to the last layer of TDNN, the angular region is gradually divided into smaller subregions by these DNNs, and the estimated DOA is finally obtained by cumulative calculating the classification results of all the layers. TDNN can improve the angular resolution by increasing the number of layers or the number of DNNs in any layer instead of changing the structure of single DNN, so the model accuracy of TDNN will not decrease with the improvement of angular resolution and its estimation performance is also stable. In addition, the Q -TDNN method is also proposed for multi-sources DOA estimation, which can obtain Q different DOAs from the same signals by combining Q independent and parallel TDNNs. The simulation results validate TDNN has much better estimation performance than traditional methods in both single-source and multi-sources cases, especially at low signal-to-noise ratio (SNR).

Index Terms—direction-of-arrival (DOA) estimation, deep neural network (DNN), multi-sources, multi-label learning.

I. INTRODUCTION

Direction-of-arrival (DOA) estimation is a widely studied topic in wireless communications, array signal processing, radar and sonar for few decades [1]. As so many years of research on DOA estimation methods, one of the most important directions is how to improve the estimation precision, especially in poor signal conditions such as low signal to noise ratio (SNR) and low number of snapshots. In recent years, with the development of massive MIMO technology, some works considered massive receive arrays for improving the spatial resolution and DOA estimation precision [2] [3].

Nowadays, deep learning (DL) techniques are increasingly introduced into DOA estimation, by matching the principles of DOA estimation with the frameworks of supervised learning, many high-precision methods can be trained via prior DOA data for various scenarios. [4] proposed a deep neural network (DNN) structure for overcoming array imperfections and improving precision. A DNN-based method was also proposed for hybrid massive MIMO systems with uniform circular arrays (UCA) in [5]. Convolution neural network (CNN) is another technique widely considered in DOA estimation, like [6] designed a CNN-based method for improving precision in low SNR, and [7] introduced CNN for DOA estimation with sparse prior. However, these methods are essentially based on

grid search, so they can't achieve the best accuracy when estimating off-grid angles for the grid mismatch effect. The easiest way for overcoming this effect is increasing the output classes of networks to improve the angular resolution, while this operation can cause the decrease of model accuracy. Therefore, a tree-model based DNN (TDNN) scheme is proposed in this work for solving this problem and improving DOA estimation accuracy.

In addition, how to apply the multi-label learning algorithms for the multi-sources cases is also a key problem in DOA estimation with DL techniques. Traditional multi-label learning algorithms are divided into two main categories: problem transformation and algorithm adaption, algorithms in the first class transform complex multi-labeling problems into more accessible problems like binary relevance, label ranking, multi-class classification, and methods in the second class are to apply existing machine learning algorithms to multi-label learning, such as multi label ML-kNN, ML-DT, ML-SVM, etc. [8]. In this work, we proposed the Q -TDNN method for Q -sources DOA estimation problem drawing from the idea of binary relevance. Finally, The main contributions of this work are summarized as follows:

- 1) The proposed TDNN transforms the traditional DNN model into a tree model with H layers and each layer contains multiple small-scale DNNs. TDNN can improve its angular resolution by increasing the number of layers or the number of DNNs in each layer, which can effectively avoid the decline of model accuracy caused by raising the output classes of DNNs. The simulation results show that TDNN has much better performance than DNN at low SNR, and the TDNNs with different angular resolution also have close performance.
- 2) Different from the multi-label DNNs for multi-sources cases, Q -TDNN is proposed to transform the Q -sources DOA estimation problem into Q independent problems with same input signals and by combining Q identical and parallel TDNNs. The simulation results show the estimation performance of Q -TDNN has greater advantages over DNN and root-MUSIC with the increasing of Q .

II. SYSTEM MODEL

Consider Q far-field narrow-band signals impinge onto an M -element uniform linear array (ULA). The q -th signal is expressed as $s_q(t)e^{j2\pi f_c t}$, where $s_q(t)$ is baseband signal and

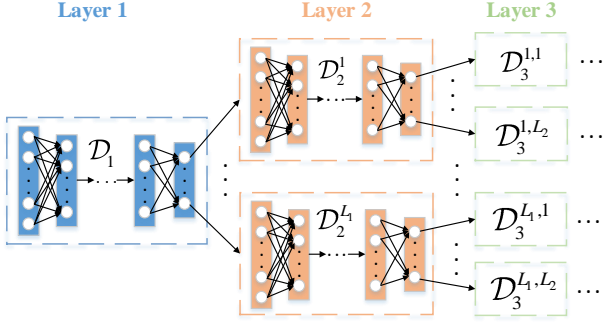


Fig. 1: The architecture of the proposed TDNN. It can be viewed as a tree with multiple layers, where the DNNs are nodes, the output neurons are branches and each branch is related to a node in the next layer.

f_c is carrier frequency. Then the array output signal is given as

$$\mathbf{y}(t) = \sum_{q=1}^Q \mathbf{a}(\theta_q) s_q(t) + \mathbf{v}(t) = \mathbf{A}(\boldsymbol{\theta}) \mathbf{s}(t) + \mathbf{v}(t), \quad (1)$$

where $\mathbf{a}(\theta_q) = [1, e^{j \frac{2\pi}{\lambda} d_0 \sin \theta_q}, \dots, e^{j \frac{2\pi}{\lambda} (M-1) d_0 \sin \theta_q}]^T$ is the array manifold vector, $\mathbf{A}(\boldsymbol{\theta}) = [\mathbf{a}(\theta_1), \mathbf{a}(\theta_2), \dots, \mathbf{a}(\theta_Q)]^T$, $\boldsymbol{\theta} = [\theta_1, \theta_2, \dots, \theta_Q]^T$ denotes the DOAs to be estimated and $\theta_1 < \theta_2 < \dots < \theta_Q$. $\mathbf{v}(t) \sim \mathcal{CN}(\mathbf{0}, \sigma_v^2 \mathbf{I}_M)$ represents the additive white Gaussian noise (AWGN) vector.

Following the signal model (1), the received signal's covariance matrix can be expressed as

$$\mathbf{R} = \mathbf{A} \mathbf{R}_s \mathbf{A}^H + \sigma_v^2 \mathbf{I}_M = \sum_{q=1}^Q \sigma_{s_q}^2 \mathbf{a}(\theta_q) \mathbf{a}^H(\theta_q) + \sigma_v^2 \mathbf{I}_M, \quad (2)$$

where $\mathbf{A} = \mathbf{A}(\boldsymbol{\theta})$ and $\mathbf{R}_s = \text{diag}\{\sigma_{s_1}^2, \dots, \sigma_{s_Q}^2\}$ denotes the signal power. However, since $\mathbf{a}(\theta)$ is unknown, the signal covariance matrix cannot be obtained directly, then the sample covariance matrix $\tilde{\mathbf{R}} = \frac{1}{T} \sum_{t=1}^T \mathbf{y}(t) \mathbf{y}^H(t)$ is considered as a substitution and if $T \rightarrow \infty$, we can get $\tilde{\mathbf{R}} = \mathbf{R}$.

III. PROPOSED DEEP NEURAL NETWORK SCHEME FOR HIGH-PRECISION DOA ESTIMATION

In this section, a novel tree model-based deep neural network (TDNN) is proposed for high-precision DOA estimation and its detailed training procedure is described as well.

A. Proposed Method

The proposed TDNN classifier is composed of H layers, and each layer contains G_h fully-connected DNNs, where $1 \leq h \leq H$. We let all the G_h networks in the same layer of TDNN have identical structures, and their output layers all have L_h neurons. Then the sum output size of layer h is $G_h L_h$, which is equal to the number of networks contained in layer $(h+1)$, so G_{h+1} can be given as

$$G_{h+1} = G_h L_h = L_1 L_2 \cdots L_{h-1} L_h, \quad (3)$$

for $1 \leq h \leq H-1$ and $G_1 = 1$. As shown in Fig.1, the feature vector \mathbf{r} is firstly input to \mathcal{D}_1 , and the output layer of

\mathcal{D}_1 has L_1 neurons. Then in order to join with the output size of layer 1, layer 2 contains L_1 networks, i.e., $G_2 = L_1$. So if a signal is divided into the class l_1 by \mathcal{D}_1 , where $1 \leq l_1 \leq L_1$, its corresponding feature vector \mathbf{r} will be then input to the l_1 -th network of layer 2 ($\mathcal{D}_2^{l_1}$). After that, $\mathcal{D}_2^{l_1}$ has L_2 neurons in its output layer, and there are also L_2 networks in layer 3 connecting to it. Similarly, if the signal is labelled as class l_2 by $\mathcal{D}_2^{l_1}$, $1 \leq l_2 \leq L_2$, \mathbf{r} will be input to $\mathcal{D}_3^{l_1, l_2}$. Therefore, when TDNN is used to perform DOA estimation, only one network in each layer will be activated. Thus the input feature vector is sequentially input to H networks, and by combining the classification results of these networks, we can obtain a H -dimensional numerical label vector $\boldsymbol{\ell} = [l_1, l_2, \dots, l_H]^T$, for $1 \leq l_h \leq L_h$ and $1 \leq h \leq H$. According to $\boldsymbol{\ell}$, the decision procedure that \mathbf{r} experienced in TDNN can be summarized as

$$\mathbf{r} \longrightarrow \mathcal{D}_1 \xrightarrow{l_1} \mathcal{D}_2^{l_1} \xrightarrow{l_2} \dots \xrightarrow{l_{H-1}} \mathcal{D}_H^{l_1, l_2, \dots, l_{H-1}} \xrightarrow{l_H} \boldsymbol{\ell}, \quad (4)$$

where the lower right symbol of \mathcal{D} denotes the layer number, and the upper right symbols represent the accumulative labels of the previous layers.

Since TDNN is designed for solving DOA estimation problems, we firstly consider the single source case, i.e., $Q = 1$, and assume the DOA θ must fall in an angular region $\Theta = [\theta_{\min}, \theta_{\max}]$, i.e. $\theta \in \Theta$, and it is divided into L_1 uniform subregions by \mathcal{D}_1 like $\Theta = \bigcup_{l_1=1}^{L_1} \Theta_1^{l_1}$, where $\Theta_1^{l_1} = [\theta_{1, \min}^{l_1}, \theta_{1, \max}^{l_1}]$. Then $\Theta_1^{l_1}$ can be further divided into smaller subregions as $\Theta_1^{l_1} = \bigcup_{l_2=1}^{L_2} \Theta_2^{l_1, l_2}$, and $\Theta = \bigcup_{l_1=1}^{L_1} \bigcup_{l_2=1}^{L_2} \Theta_2^{l_1, l_2}$, where $\Theta_2^{l_1, l_2} = [\theta_{2, \min}^{l_1, l_2}, \theta_{2, \max}^{l_1, l_2}]$. Therefore, the h -th layer of TDNN can divide Θ into $L_1 L_2 \cdots L_h$ uniform spatial subregions, which is denoted by

$$\Theta = \bigcup_{l_1=1}^{L_1} \bigcup_{l_2=1}^{L_2} \dots \bigcup_{l_h=1}^{L_h} \Theta_h^{l_1, l_2, \dots, l_h} \quad (5)$$

where $\Theta_h^{l_1, l_2, \dots, l_h} = [\theta_{h, \min}^{l_1, l_2, \dots, l_h}, \theta_{h, \max}^{l_1, l_2, \dots, l_h}]$. And we define the angular resolution of layer h as

$$\Delta \theta_h = \theta_{h, \max}^{l_1, l_2, \dots, l_h} - \theta_{h, \min}^{l_1, l_2, \dots, l_h} = \frac{\theta_{\max} - \theta_{\min}}{G_h L_h}, \quad (6)$$

where $\Delta \theta_1 > \Delta \theta_2 > \dots > \Delta \theta_H$. Therefore, the size of subregions that divided by the last layer, i.e., $\Delta \theta_H = \theta_{H, \max}^{l_1, l_2, \dots, l_H} - \theta_{H, \min}^{l_1, l_2, \dots, l_H}$, represents the angular resolution can be achieved by TDNN, which is expressed by

$$\Delta \theta = \Delta \theta_H = \frac{\theta_{\max} - \theta_{\min}}{G_H L_H} = \frac{\theta_{\max} - \theta_{\min}}{L_1 L_2 \cdots L_{H-1} L_H}, \quad (7)$$

where we can get $G_H = L_1 L_2 \cdots L_{H-1}$ based on (3). And the final estimated DOA $\hat{\theta}$ is related to the classification labels of all the layers, which is given as

$$\hat{\theta} = \theta_{\min} + \boldsymbol{\ell}^T \Delta \boldsymbol{\theta} = \theta_{\min} + \sum_{h=1}^H l_h \Delta \theta_h, \quad (8)$$

where $\Delta \boldsymbol{\theta} = [\Delta \theta_1, \Delta \theta_2, \dots, \Delta \theta_H]^T$. (7) and (8) show the DOA estimation accuracy of the proposed TDNN classifier depends on the values of H and L_h .

B. Training Procedure

All the DNNs in the proposed TDNN classifier are composed of three parts, one input layer, one output layer and some hidden layers. Since the networks in the same layer has the same number of input and output neurons, in order to reduce the training burden, we let the networks in the same layer have the identical network structure, which means they have the same number of hidden layers and the same number of neurons. Let \mathcal{D}_h represents an arbitrary network in the h -th layer of TDNN, supposing it has N layers where including one input layer, one output layer and $N - 2$ hidden layers, then the computation steps of the n -th layer in \mathcal{D}_h are given by

$$\mathbf{q}_h^n = \mathbf{W}_h^{n,n-1} \mathbf{g}_h^{n-1} + \mathbf{b}_h^n, \quad \mathbf{g}_h^n = A[\mathbf{q}_h^n], \quad (9)$$

where $1 \leq h \leq H$, $1 \leq n \leq N$. \mathbf{g}_h^n denotes the output vector in the n -th layer of \mathcal{D}_h , where $\mathbf{g}_h^0 = \mathbf{r}$ and \mathbf{g}_h^N is the output of \mathcal{D}_h . $\mathbf{W}_h^{n,n-1}$ represents the fully-connected weight matrix between the $(n-1)$ -th layer and n -th layer, and \mathbf{b}_h^n is the bias vector. $A[\cdot]$ denotes the activation function, it is set as ReLU function for hidden layers, while Softmax function for output layer.

In order to reduce the instability caused by the uncertain signal waveforms, we choose the signal sample covariance matrix \mathbf{R} as the input feature for the proposed TDNN classifier. In addition, due to the unknown noise variance and the lower left elements of \mathbf{R} are conjugate replicas of the upper right ones, then delete the redundant elements in \mathbf{R} and the final input vector is reformulated by the off-diagonal upper right elements of \mathbf{R} , which is given as

$$\mathbf{r} = [\text{Re}(\bar{\mathbf{r}}^T), \text{Im}(\bar{\mathbf{r}}^T)]^T \in \mathbb{R}^{M(M-1) \times 1} \quad (10)$$

where $\bar{\mathbf{r}} = [R_{1,2}, \dots, R_{1,M}, R_{2,3}, \dots, R_{2,M}, \dots, R_{M-1,M}]^T \in \mathbb{C}^{M(M-1)/2 \times 1}$ and $R_{i,j}$ denotes the (i,j) -th element of \mathbf{R} . In the test period, since the covariance matrix is unavailable, then the testset is consist of the off-diagonal upper right elements of the sample covariance matrix \mathbf{R} .

Since DNNs in layer h have same structures, let \mathbf{z}^h represent the one-hot form label vector for training \mathcal{D}_h , which is an $L_h \times 1$ binary vector with $\|\mathbf{z}^h\| = 1$ and its relationship with ℓ can be expressed as

$$\mathbf{z}^h(\ell(h)) = \mathbf{z}^h(l_h) = 1. \quad (11)$$

Therefore, by combining the training data and training label, the complete training set for the i -th DNN is given as $\mathbb{T} = \{(\mathbf{r}, \mathbf{z}^h)\}$. Then we define $\hat{\mathbf{z}}^h$ as the output prediction vector of \mathcal{D}_h for \mathbf{r} , which is in the form of probability distribution. So we choose binary cross entropy (BCE) as the loss function and it is given as

$$\text{loss} = -\frac{1}{L_h} \sum_{l_h=1}^{L_h} \left[\mathbf{z}^h(l_h) \log(\hat{\mathbf{z}}^h(l_h)) + (1 - \mathbf{z}^h(l_h)) \log(1 - \hat{\mathbf{z}}^h(l_h)) \right]. \quad (12)$$

Then the optimal weights and biases of \mathcal{D}_h can be obtained by minimizing this loss function.

C. Complexity Analysis

The complexity of a neural network (NN) is divided into spatial complexity $S(\cdot)$ and time complexity $T(\cdot)$, where $S(\cdot)$ can be expressed as the total number of parameters to be optimized in the NN, and $T(\cdot)$ can be denoted by the number of floating-point operations (FLOPs). Therefore, for an TDNN with H layers and each layer contains G_h fully-connected networks, its spatial complexity is

$$\begin{aligned} S(\text{TDNN}) &= \sum_{h=1}^H \sum_{l_1=1}^{L_1} \sum_{l_2=1}^{L_2} \cdots \sum_{l_{h-1}=1}^{L_{h-1}} S(\mathcal{D}_h^{l_1, l_2, \dots, l_{h-1}}) \\ &= \sum_{h=1}^H G_h \sum_{n=2}^N (|\mathbf{W}_h^{n,n-1}| + |\mathbf{b}_h^n|), \end{aligned} \quad (13)$$

where $|\mathbf{W}_h^{n,n-1}|$ and $|\mathbf{b}_h^n|$ represent the number of weights and bias. Then, since only one network in each layer is activated for per DOA estimation, the time complexity is given by

$$T(\text{TDNN}) = \sum_{h=1}^H \sum_{n=2}^N |\mathbf{W}_h^{n,n-1}|. \quad (14)$$

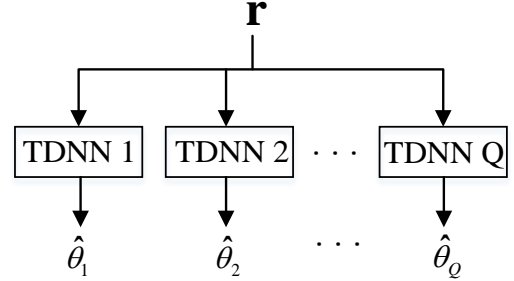


Fig. 2: The proposed Q -TDNN method for multi-sources DOA estimation via Q independent TDNNs.

IV. EXTENSIVE TDNN-BASED METHOD FOR MULTI-SOURCES DOA ESTIMATION

As the number of signal sources increases, the corresponding DOA estimation problem is converted into a multi-label learning problem. Therefore, the TDNN-based multi-sources DOA estimation algorithms will be proposed in this section by combining the ideas of multi-label learning algorithms.

For the former DNN-based DOA estimation algorithms, each unit in the output layer corresponds to an independent angle, so when the combined signals from Q different sources are input to the DNN, the training label vector will be a binary vector \mathbf{z}_{DNN} which contains Q '1' elements, i.e., $\|\mathbf{z}_{\text{DNN}}\|_1 = Q$. However, for our proposed TDNN, since the output neurons in each layer correspond to different angular regions, it is possible that several DOAs in the same region under the multi-sources case, then there will appear that different signals marked by same label and thus the binary vector cannot express it. Therefore, we give an $L_h \times Q$ binary label matrix for classifying the Q -sources signals input to \mathcal{D}_h

$$\mathbf{Z}^h = [\mathbf{z}_1^h, \mathbf{z}_2^h, \dots, \mathbf{z}_Q^h], \quad (15)$$

TABLE I: Model parameters.

	H	G_h	Network structures		
			input layer	hidden layers	output layer (L_h)
TDNN ($\Delta\theta = 1^\circ$)	2	1	240	32, 16, 16	12
		12	240	32, 16, 16	10
TDNN ($\Delta\theta = 0.1^\circ$)	3	1	240	32, 16, 16	12
		12	240	32, 16, 16	10
		120	240	32, 16, 16	10
DNN ($\Delta\theta = 1^\circ$)	1	1	240	256, 128, 128	120
DNN ($\Delta\theta = 0.1^\circ$)	1	1	240	2560, 1280, 1280	1200

where \mathbf{z}_q^h denotes the one-hot form label vector of the q -th signal and $\|\mathbf{z}_q^h\|_1 = 1$.

Since the feature vector \mathbf{r} is only constructed by the upper right elements of \mathbf{R} and has no connection with noise, then by observing (2) that \mathbf{r} can be separated into Q components under Q -sources cases as

$$\mathbf{r} = \mathbf{r}_1 + \mathbf{r}_2 + \cdots + \mathbf{r}_Q, \quad (16)$$

where \mathbf{r}_q is the feature component of θ_q and its elements is from the upper right part of $\sigma_{s_q}^2 \mathbf{a}(\theta_q) \mathbf{a}^H(\theta_q)$. Therefore, by drawing on the idea of binary relevance, we consider transforming the Q -sources DOA estimation problem into Q single-source problems. And when solving the q -th problem, we can regard \mathbf{r}_q as the principal component and \mathbf{r} is classified as θ_q . Then the Q -TDNN algorithm is proposed based on this principle.

As shown in Fig.2, Q -TDNN is composed of Q TDNNs with same structures, and TDNN q is used to solve the q -th problem. Firstly, \mathbf{r} is separately input to these Q TDNNs, let $\ell_q = [l_{q,1}, l_{q,2}, \dots, l_{q,H}]^T$ denotes classification result of TDNN q , then we can obtain the estimation result of θ_q as

$$\hat{\theta}_q = \theta_{min} + \ell_q^T \Delta\theta = \theta_{min} + \sum_{h=1}^H l_{q,h} \Delta\theta_h, \quad (17)$$

then by combining all the Q results, the complete DOA estimation result of Q -TDNN is given as $\hat{\theta}_{Q\text{-TDNN}} = [\hat{\theta}_1, \hat{\theta}_2, \dots, \hat{\theta}_Q]$.

Since the Q -TDNN contains Q TDNNs, and they have same architectures, then the spatial complexity and time complexity of Q -TDNN are given as

$$\begin{aligned} S(Q\text{-TDNN}) &= Q \cdot S(\text{TDNN}) \\ T(Q\text{-TDNN}) &= Q \cdot T(\text{TDNN}). \end{aligned} \quad (18)$$

V. SIMULATION RESULTS

In this section, the DOA estimation performance of the proposed methods is verified by performing a series of numerical simulations. The receive array is equipped with a 16-elements ULA, the interelement spacing of the ULA is half-wavelength, and the DOAs of all the signals are fall in the angular region $\Theta = [-60^\circ, 60^\circ]$. These simulations are implemented on Tensorflow. The proposed TDNN method is

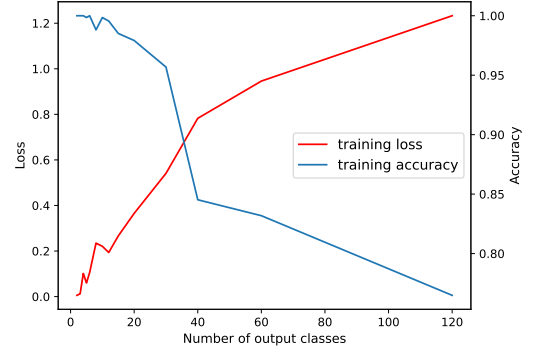


Fig. 3: The relationship between the training performance and the number of output classes for DNNs

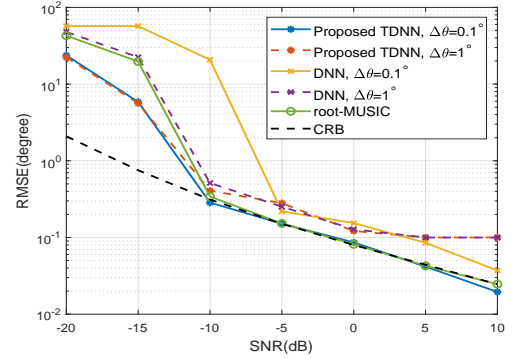


Fig. 4: RMSE of DOA estimation versus SNR.

mainly compared to DNN and root-MUSIC, where the fully-connected DNN considered in this work is a widely used DL model in the DOA estimation [9] [10] and root-MUSIC [11] is a classical subspace-based off-grid DOA estimation algorithm.

Table I gives the model parameters of TDNN and DNN, where H denotes the number of layers in the TDNN and G_h represents the number of networks contained in each layer, since the DNN method is only consist of a fully-connected network, then the two parameters for DNN are both 1. The network structures of TDNN and DNN are also shown in the Table I, the number denotes how many neurons contained in the input layer, hidden layers and output layer respectively, and we let the networks in the same layer of TDNN have identical structure. In addition, we select Adam as the optimizer, batch size, epochs and learning rate are set as 1000, 100 and 0.01 respectively. Fig.3 presents the training loss and accuracy of DNNs become worse with the increasing of output classes L_h , this means small-scale DNNs can have better model accuracy than large-scale DNNs, and the effect on DOA estimation performance will be analyzed in the following by combining Fig.4.

In the Fig.4, the DOA estimation errors of the proposed TDNN, DNN and root-MUSIC are presented, the CRB is also considered as a benchmark. The specific parameters involved in this simulation contain the number of snapshots $N = 100$, $Q = 1$ and DOA $\theta = 27.1^\circ$. To investigate the ongrid and offgrid performance of the proposed method simultaneously, we design two TDNNs with angular resolution $\Delta\theta = 0.1^\circ$ and $\Delta\theta = 1^\circ$ respectively, and the model parameters of them are

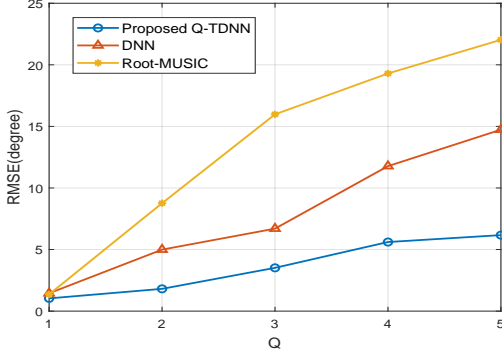


Fig. 5: RMSE of DOA estimation versus the source number.

given in the Table I. Then from this figure, we can see TDNNs with $\Delta\theta = 0.1^\circ$ and $\Delta\theta = 1^\circ$ have similar performance at low SNR, and both achieve obvious performance advantages over DNN and root-MUSIC at $\text{SNR} \leq -10\text{dB}$. For TDNN and DNN with $\Delta\theta = 1^\circ$, the test DOA is offgrid, so they can only achieve the lower bound of 0.1° , while for the TDNN with $\Delta\theta = 0.1^\circ$, the test angle is ongrid, then the TDNN can achieve the CRB at $\text{SNR} = -10\text{dB}$ same as the root-MUSIC. Although DNN with $\Delta\theta = 0.1^\circ$ can break the lower bound of 0.1° , it still fails to reach the CRB and its estimation error at low SNR also significantly increased for the lower training performance caused by the larger output size as shown in Fig.3. Therefore, the proposed TDNN not only has better DOA estimation performance than DNN, but the tree model ensures its estimation accuracy will not decrease with the increase of output classes.

Fig.5 makes a comparison between the DOA estimation performance of Q -TDNN, DNN and root-MUSIC under the multi-sources situation and $\text{SNR} = -8\text{dB}$. It can be seen in this figure the RMSE of these three methods are very close when $Q = 1$, but as the number of signal sources increases, the performance gap between the other two methods and TDNN is increasing, when $Q = 5$, Q -TDNN has about 16° performance advantage over root-MUSIC and 8.5° over DNN. Therefore, the proposed Q -TDNN is proved to be a much more accurate method for the multi-sources cases.

Finally, based on (13), (14) and (18), the spatial and time complexities of Q -TDNN are displayed in the Fig.6. As DNN only contains one fully-connected network, so its spatial complexity and time complexity basically have same value. We can see the spatial complexity of Q -TDNN is higher than that of DNN, the time complexity of Q -TDNN with $\Delta\theta = 1^\circ$ is lower than DNN, but the Q -TDNN with $\Delta\theta = 1^\circ$ has higher time complexity as $Q \geq 8$. Therefore, the increasing of the number of sources and angular resolution can both raise the complexities of Q -TDNN, this means Q -TDNN may require more storage and computing resources than DNN.

VI. CONCLUSIONS

In this work, a novel DNN scheme TDNN is proposed for actualizing high-precision DOA estimation, which uses multiple small-scale DNNs to construct a multi-layer tree model to replace the traditional large single-DNN model. This makes the model accuracy of individual DNN in TDNN

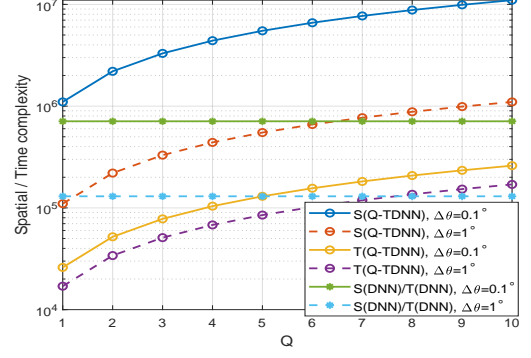


Fig. 6: The spatial and time complexities versus Q .

high, and it does not decrease with the increasing of angular resolution. The simulation results show the proposed TDNN has great estimation accuracy advantages over DNN and root-MUSIC at low SNR conditions and it can achieve the CRB like root-MUSIC. In addition, the accuracy of TDNNs with different angular resolution is same at low SNR, but the improvement of angular resolution can make the accuracy of DNN descend apparently. Finally, Q -TDNN was also proposed by combining Q independent and parallel TDNNs, as a extension for multi-sources cases. The simulation results also show the performance advantage of Q -TDNN is more significant with the growth of Q .

REFERENCES

- [1] R. W. Heath, N. Gonzalez-Prelcic, S. Rangan, W. Roh, and A. M. Sayeed, "An overview of signal processing techniques for millimeter wave MIMO systems," *IEEE J. Sel. Topics Signal Process.*, vol. 10, no. 3, pp. 436–453, 2016.
- [2] L. Cheng, Y.-C. Wu, J. Zhang, and L. Liu, "Subspace identification for DOA estimation in massive/full-dimension MIMO systems: Bad data mitigation and automatic source enumeration," *IEEE Trans. Signal Process.*, vol. 63, no. 22, pp. 5897–5909, 2015.
- [3] F. Shu, Y. Qin, T. Liu, L. Gui, Y. Zhang, J. Li, and Z. Han, "Low-complexity and high-resolution doa estimation for hybrid analog and digital massive MIMO receive array," *IEEE Trans. Commun.*, vol. 66, no. 6, pp. 2487–2501, 2018.
- [4] Z.-M. Liu, C. Zhang, and S. Y. Philip, "Direction-of-arrival estimation based on deep neural networks with robustness to array imperfections," *IEEE Trans. Antennas Propag.*, vol. 66, no. 12, pp. 7315–7327, 2018.
- [5] D. Hu, Y. Zhang, L. He, and J. Wu, "Low-complexity deep-learning-based doa estimation for hybrid massive mimo systems with uniform circular arrays," *IEEE Wireless Commun. Lett.*, vol. 9, no. 1, pp. 83–86, 2019.
- [6] G. K. Papageorgiou, M. Sellathurai, and Y. C. Eldar, "Deep networks for direction-of-arrival estimation in low SNR," *IEEE Trans. Signal Process.*, vol. 69, pp. 3714–3729, 2021.
- [7] L. Wu, Z.-M. Liu, and Z.-T. Huang, "Deep convolution network for direction of arrival estimation with sparse prior," *IEEE Signal Process. Lett.*, vol. 26, no. 11, pp. 1688–1692, 2019.
- [8] M.-L. Zhang and Z.-H. Zhou, "A review on multi-label learning algorithms," *IEEE Trans. Knowl. Data Eng.*, vol. 26, no. 8, pp. 1819–1837, 2013.
- [9] S. Xu, A. Brighente, B. Chen, M. Conti, X. Cheng, and D. Zhu, "Deep neural networks for direction of arrival estimation of multiple targets with sparse prior for line-of-sight scenarios," *IEEE Trans. Veh. Technol.*, vol. 72, no. 4, pp. 4683–4696, 2022.
- [10] A. M. Ahmed, U. S. K. M. Thantrige, A. El Gamal, and A. Sezgin, "Deep learning for doa estimation in mimo radar systems via emulation of large antenna arrays," *IEEE Commun. Lett.*, vol. 25, no. 5, pp. 1559–1563, 2021.
- [11] A. Barabell, "Improving the resolution performance of eigenstructure-based direction-finding algorithms," in *ICASSP'83. IEEE International Conference on Acoustics, Speech, and Signal Processing*, vol. 8. IEEE, 1983, pp. 336–339.