

Optical Darboux Transformer

Auro M. Perego*

Aston Institute of Photonic Technologies, Aston University, Birmingham, B4 7ET, United Kingdom

(Dated: November 14, 2023)

The Optical Darboux Transformer is introduced as a photonic device which performs the Darboux transformation directly in the optical domain. This enables two major advances for signal processing based on the nonlinear Fourier transform: (i) the multiplexing of different solitonic waveforms corresponding to arbitrary number of discrete eigenvalues of the Zakharov-Shabat system in the optical domain, and (ii) the selective filtering of an arbitrary number of individual solitons too. The Optical Darboux Transformer can be built using existing commercially available photonic technology components and constitutes a universal tool for signal processing, optical communications, optical rogue waves generation, and waveform shaping and control in the nonlinear Fourier domain.

The concept of optical soliton has been proposed 50 years ago as a temporally localised light pulse having hyperbolic secant shape and being invariant upon spatial propagation. This pulse is the analytical solution to the nonlinear Schrödinger equation (NLSE) describing the evolution of the electric field slowly varying envelope along a single mode optical fiber[1]. Most importantly, Zakharov and Shabat in their seminal paper of 1972 [2], have shown how to obtain bright soliton solutions to the NLSE using the mathematical technique called inverse scattering transform (IST)[3]. Given a particular complex waveform $q(t)$, which depends on time t , from the solutions of the Zakharov-Shabat system – a system of two coupled linear equations which depend on q – it is possible to define a nonlinear spectrum of the waveform. This nonlinear spectrum consists in general of a set of discrete points (denoted by eigenvalues λ_i) in the complex half-plane – each of them corresponding to a soliton – and of a continuous part $Q(\lambda)$ (being λ a spectral parameter performing a role analogous to frequency) which is associated to dispersive waves. The latter tends to the classical Fourier spectrum in the low signal power limit [4]. The nonlinear spectrum provides a set of orthogonal nonlinear eigenmodes which are invariant upon propagation and constitute a complete basis for the description of a given signal [5]. Solving the Zakharov-Shabat system for a given signal $q(t)$ and finding the associated nonlinear spectrum, consists in performing the Nonlinear Fourier Transform (NFT) of $q(t)$.

In the decades following the pioneering contributions by Hasegawa and Tappert and by Zakharov and Shabat, substantial research on optical solitons has taken place both from a mathematical [3, 6] and from a physics and engineering perspective too [7, 8]. Optical solitons have been used in commercially deployed optical communications systems and their concept has been generalised to encompass robust localised solutions existing in dissipative systems too – non integrable by the IST – thanks to a balance between nonlinearity, dispersion gain/injection and losses [9]. In this broader sense dissipative optical

solitons are a cornerstones of modern laser mode-locking [10], and a workhorse for optical frequency combs generation in nonlinear driven optical resonators [11]. In the recent years, building on the concept of eigenvalue communications proposed by Hasegawa and Nyu [12], a novel paradigm for soliton based optical communication systems in fibres has emerged. This approach aims at encoding information in the discrete spectrum eigenvalues (solitons and their phases) and in the continuous spectrum too[4, 13–17]. Further to that, NFT has been suggested as well as a powerful tool for the analysis of optical signals generated by dissipative/non integrable optical devices like mode-locked lasers[18] and optical resonators[19, 20] too. This is enabled by the fact that the nonlinear spectrum – the union of the continuous and discrete parts – of a given function provides a complete basis for the description of signals with vanishing boundary conditions at $t \rightarrow \pm\infty$ [4, 5]. Hence one can project a signal on the NFT basis obtaining its decomposition in terms of solitons and continuous spectrum and then compute new NFTs after the signal has propagated in space, monitoring in this fashion the nonlinear spectrum evolution with consequent creation and annihilation of spectral components. This mathematical basis featuring discrete eigenvalues proves advantageous for following the evolution of coherent structures embedded inside a complex waveform. Indeed via its discrete spectral points, NFT enables the description of localised structure using individual eigenvalues, hence condensing the key information in a reduced number of degrees of freedom (pulse peak, temporal position, velocity and phase) compared to a multifrequency classical Fourier spectrum.

Despite these recent advances, NFT applications in photonics remain very much a technology in its infancy, suffering from limitations ranging from poor algorithmic performances for computing the nonlinear spectrum to the lack of optical domain nonlinear signal processing techniques. For instance, apparently simple problems such as (i) how to optically combine different waveforms containing multiple solitons so that the novel waveform contains exactly the solitons present into the two original signals, or (ii) how to optically eject or filter individual solitons from a signal without irreversibly destroying the whole waveform, remained unsolved so far. This is rooted

* a.perego1@aston.ac.uk

in the qualitatively different nonlinear physics of solitons compared to the linear principles which inspire the customary approach to signal processing. For instance, a traditional optical filter is not able to discriminate between a soliton and the continuous spectrum; nor coherently combining a soliton with a signal waveform using for instance an optical coupler will add a discrete eigenvalue to the nonlinear spectrum of the signal.

To address this fundamental limitation, we present here a novel device which is based on the optical implementation of a mathematical operation called the Darboux transformation (DT), and which enables optically multiplexing of solitons to an existing waveform – including in presence of continuous spectrum – and selective removal of optical solitons from a signal too, without undesired effects on the waveform spectral properties. Mathematically the DT is transformation which takes as an input a solution to the NLSE and a new discrete spectrum eigenvalue, providing as an output a new solution to the NLSE having the same nonlinear spectrum as the input one plus the new discrete eigenvalue [15, 21, 22]. The DT offers a simple and iterative procedure to build multisoliton solutions to the NLSE. For this reason it has been widely used in NFT based optical communication systems to digitally generate multisoliton signals both in single[15, 16, 22–24] and dual-polarisation regimes[17, 25]. However, in the examples reported so far its implementation does not occur in optical domain. The DT is iteratively calculated digitally till a waveform $q(t)$ featuring the desired nonlinear spectrum is obtained. Then the function $q(t)$ is transferred from the electrical to the optical domain by means of a wave form generator and an optical modulator which suitably modifies a laser beam.

This poses a fundamental limitation to solitonic waveform signal processing and namely the necessity of completely passing from the optical to the electric domain and then back to optical one every time one needs to manipulate a signal e.g. for multiplexing, demultiplexing, regeneration, and noise filtering. To the best of our knowledge no optical implementation of the DT has been ever proposed so far. The goal of this work is to introduce a method for performing the DT optically, and to practically answer the question: how can one selectively add and remove discrete eigenvalues from an optical signal without undesired effects on the spectral properties of the signal itself?

First, we need to briefly introduce the known DT formalism for the nonlinear Schrödinger equation (NLSE)[24]. Let us consider a given signal $q(z, t)$ whose propagation along spatial coordinate z is ruled by the focussing normalised NLSE:

$$\frac{\partial q}{\partial z} = i \frac{\partial^2 q}{\partial t^2} + 2i|q|^2 q. \quad (1)$$

The normalised amplitude, spatial and temporal coordinates are related to physical fiber parameters by the following relations: $q = E/\sqrt{P}$, $t = \tau/T_0$, and $z = -Z/\mathcal{L}$; where E is the electric field slowly varying envelope in

units \sqrt{W} , $P = |\beta_2|/(\gamma T_0^2)$, $\mathcal{L} = 2T_0^2/|\beta_2|$, β_2 is the group velocity dispersion in $\text{ps}^2\text{km}^{-1}$, γ is the nonlinearity coefficient in $\text{km}^{-1}\text{W}^{-1}$, τ is the temporal coordinate in a reference frame co-moving with the pulse, Z is the spatial coordinate along the fiber in physical units, and T_0 is a free normalization parameter. Starting from the knowledge of $q(t)$ it is possible to obtain a new solution to the NLSE, \tilde{q} which features the same discrete spectrum as q plus a new soliton described by the discrete eigenvalue λ_0 . If q had non vanishing continuous spectrum $Q_c(\lambda)$ then \tilde{q} has continuous spectrum given by $\tilde{Q}_c(\lambda) = \frac{\lambda - \lambda_0^*}{\lambda - \lambda_0} Q_c(\lambda)$. The new solution is defined by

$$\tilde{q}(t) = q(t) + 2i(\lambda_0^* - \lambda_0) \frac{v_2^* v_1}{|v_1|^2 + |v_2|^2} \quad (2)$$

which is the DT. $v_1(t)$ and $v_2(t)$ are the two components of the vector $v = (v_1, v_2)^T$ which is a solution to the Zakharov-Shabat system for the signal $q(t)$. The vector

$$\tilde{v} = (\lambda_0 \mathbf{I}_2 - \mathbf{G}_0) v \quad (3)$$

is instead the solution to the Zakharov-Shabat system for signal \tilde{q} ; being \mathbf{I}_2 the 2×2 identity matrix and $\mathbf{G}_0 = \Theta \mathbf{M}_0 \Theta^{-1}$ with $\mathbf{M}_0 = \text{diag}(\lambda_0, \lambda_0^*)$ and

$$\Theta = \begin{pmatrix} v_1 & v_2^* \\ v_2 & -v_1^* \end{pmatrix}. \quad (4)$$

Now we generalise the DT to the case when a signal \tilde{q} is generated starting from the vacuum solution $q = 0$ (or from a solution having no discrete spectrum but continuum spectrum $Q_c(\lambda)$), and features n discrete eigenvalues $\{\lambda_1, \dots, \lambda_n\}$ which are iteratively added to the spectrum of q . This is naturally achieved by iterating n times the procedure highlighted in Eq.2. We have

$$\tilde{q}(t) = q(t) + \sum_{i=1}^n \mathcal{D}_i \quad (5)$$

where $\mathcal{D}_i = 2i(\lambda_i^* - \lambda_i) \frac{v_2^{(i)*} v_1^{(i)}}{|v_1^{(i)}|^2 + |v_2^{(i)}|^2}$ with the precaution that for every λ_i added in the iterative process, the functions $v_{1,2}^{(k)}$ associated to the remaining – yet to be added – eigenvalues λ_k ($k = i + 1, \dots, n$) have to be updated as follows:

$$\begin{pmatrix} \tilde{v}_1^{(k)} \\ \tilde{v}_2^{(k)} \end{pmatrix} = (\lambda_k \mathbf{I}_2 - \mathbf{G}_{0i}) \dots (\lambda_k \mathbf{I}_2 - \mathbf{G}_{01}) \begin{pmatrix} A^{(k)} e^{-i\lambda_k t} \\ B^{(k)} e^{i\lambda_k t} \end{pmatrix} \quad (6)$$

being the matrix \mathbf{G}_{0i} computed as a function of $v_{1,2}^{(i)}$ evaluated after $i - 1$ iterations of the DT. It can be furthermore shown that if one wants to generate a signal featuring n eigenvalues $\{\lambda_1, \dots, \lambda_n\}$ corresponding to solitons having spectral amplitudes determined by the spectral coefficients $\{b_1, \dots, b_n\}$, then the initialisation of the coefficients should be as follows: $A_i = 1$ and $B_i = b_i$ [24].

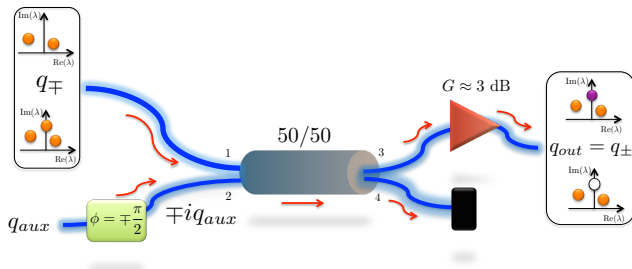


FIG. 1. *Schematic of the Optical Darboux Transformer.* In the multiplexer mode the signal q_- (with spectrum featuring 2 discrete eigenvalues) is combined at a 50/50 coupler with the auxiliary signal q_{aux} , phase-shifted by $-\pi/2$. In the filter mode the input signal is instead q_+ , featuring three spectral eigenvalues, and is combined with q_{aux} phase-shifted by $\pi/2$. The output from port 3 is amplified with 3 dB gain by an optical amplifier (red triangle) and results in signal q_{out} featuring a new eigenvalue with respect to q_- (in purple) or has one eigenvalue removed with respect to q_+ (white circle) depending on whether the operation is in the multiplexer or in the filter mode.

Note also that if q is not the vacuum solution but it has a continuous spectrum $Q_c(\lambda)$, then one should initialise the iterative DT algorithm with signal q' (instead of q), with the spectrum $Q'_c(\lambda) = Q_c(\lambda) \prod_{i=1}^n \frac{\lambda - \lambda_i}{\lambda - \lambda_i^*}$ if one wants to have \tilde{q} with continuous spectrum Q_c [24].

Based on the known formalism for the iterative addition of eigenvalues we can hence proceed to define the explicit expression for the DT associated to the addition of *multiple* eigenvalues to a signal q_- by coherently combining it with a suitable *single* auxiliary signal q_{aux} . We notice that we can always write Eq.5 as

$$q_+ = q_- + q_{aux} \quad (7)$$

where q_- is a signal featuring a certain continuous spectrum $Q_-(\lambda)$ and a discrete spectrum with $\{\lambda_1, \dots, \lambda_m\}$ eigenvalues and spectral amplitudes $\{b_1, \dots, b_m\}$; while q_{aux} is an auxiliary signal such that q_+ features $\{\lambda_1, \dots, \lambda_m, \lambda_{m+1}, \dots, \lambda_n\}$ eigenvalues with spectral amplitudes $\{b_1, \dots, b_m, b_{m+1}, \dots, b_n\}$. In particular

$$q_{aux} = \sum_{i=m+1}^n \mathcal{D}_i \quad (8)$$

provided that the functions $v_{1,2}^{(k)}$ ($k = m+1, \dots, n$) – which determine \mathcal{D}_i – have been calculated according to Eq.6 keeping into account that the transformation operated on them is a function *also* of the eigenvalues of q_- , $\{\lambda_1, \dots, \lambda_m\}$. It follows that adding eigenvalues $\{\lambda_{k+1}, \dots, \lambda_n\}$ to the spectrum of q_- requires simply coherently combining together the waveforms q_- and q_{aux} . We can hence consider a device, schematically illustrated in Fig.1, that we call the *Optical Darboux Transformer*

(ODT), which can be built using a 50/50 optical coupler, a phase shifter and an optical amplifier. In the eigenvalue multiplexing operational regime, the input at port 1 of the coupler is q_- while the input at port 2 is q_{aux} after being phase-shifted by $-\pi/2$ radians. In this way the output of port 3 reads $q_3 = \frac{1}{\sqrt{2}}q_- + i\frac{1}{\sqrt{2}}(-iq_{aux})$ and after amplification by a factor of 2 for power ($\sqrt{2}$ for amplitude) corresponding to ≈ 3 dB gain, results indeed in $q_{out} = \sqrt{2}q_3 = q_+$ which has eigenvalues $\{\lambda_1, \dots, \lambda_n\}$. It is easy to notice that the ODT can operate as an NFT filter too, which removes eigenvalues $\{\lambda_{k+1}, \dots, \lambda_n\}$ from the spectrum $\{\lambda_1, \dots, \lambda_n\}$ of the signal q_+ . In that case we call q_+ the input signal entering from port 1 of the 50/50 coupler while the phase shifter is set to provide a $+\pi/2$ radians phase shift to q_{aux} . The output of port 3 in this case reads $q_3 = \frac{1}{\sqrt{2}}q_+ + i\frac{1}{\sqrt{2}}(iq_{aux}) = q_-$ which has discrete spectrum $\{\lambda_1, \dots, \lambda_k\}$. Interestingly, the possibility of using the DT to iteratively remove single eigenvalues form the nonlinear discrete spectrum has been suggested mathematically[26] and explored for developing efficient algorithms for NFT based optical communication systems digital data processing[27]. We stress the fact that the operations described above, both concerning the multiplexing and the filtering of eigenvalues, are *not* equivalent to simply coherently adding or subtracting, to a given signal, an auxiliary signal containing hyperbolic secant waveforms having the eigenvalues one wishes to add or remove to/from the signal nonlinear spectrum. As it can be appreciated from examples reported below q_{aux} exhibits in general a much richer spectrum. Indeed the NFT operation $\mathcal{N}[\cdot]$ is *nonlinear*, namely in general $\mathcal{N}[q_1] + \mathcal{N}[q_2] \neq \mathcal{N}[q_1 + q_2]$. This nonlinearity is also a reason why an amplifier is needed at the coupler port 3 output, indeed, unless the signal power is very low $\mathcal{N}[aq_1] \neq a\mathcal{N}[q_1]$ with a a complex constant. In Figs. 2a)-c) an example is shown of the ODT working as a multiplexer and performing *de facto* the function of a single soliton creation operator which adds one eigenvalue to the input signal spectrum. In Figs. 2d)-f) instead an example is shown of the ODT acting as a filter, by performing the role of a single soliton annihilation operator, and removing an eigenvalue from the input signal spectrum. In both cases input, output and auxiliary signals and respective discrete eigenvalue spectrum are shown. It is interesting to notice that the auxiliary signal q_{aux} features, besides a solitonic spectrum, a non vanishing continuous spectrum too, while q_{\pm} don't. In Fig. 3 it is furthermore shown how the ODT can simultaneously add or remove multiple eigenvalues to/from the spectrum. Finally in Fig.4 an example is shown where the ODT adds or removes an eigenvalue to/from an input signal featuring a continuous spectrum too[28]. The simple architecture of the proposed device can be realised using existing commercially available optical fiber technology components like couplers, phase-shifters and amplifiers such as Erbium-doped fiber ones. The

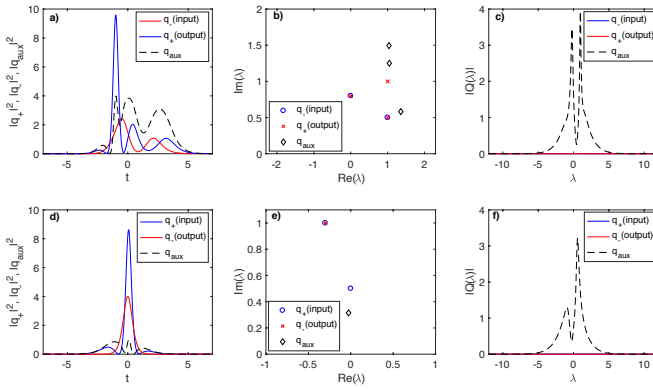


FIG. 2. *Single eigenvalue addition and filtering.* In the multiplexer mode the waveforms, discrete, and continuous spectrum are shown in panels a)-c) for input, output and auxiliary signal (see legend): the input signal q_- features spectrum $\{\lambda_1 = 1 + 0.5i, \lambda_2 = 0.8i\}$ with spectral coefficients $\{b_1 = 5, b_2 = 0.5\}$ while the output q_+ features the same eigenvalues plus the extra eigenvalue $\lambda_3 = 1 + i$ with $b_3 = -1$. The filter mode is illustrated in panels d)-f): from the input signal q_+ with spectrum $\{\lambda_1 = -0.3 + i, \lambda_2 = 0.5i\}$ and $\{b_1 = 1, b_2 = 0.8\}$ the eigenvalue λ_2 is removed.

auxiliary signal q_{aux} can be synthesised using a modulator, while its necessary temporal synchronisation with the input waveform entering port 1 of the coupler could be achieved for instance exploiting techniques used for signal synchronisation in time-division multiplexing for optical communications[29]. The ODT presented in this work can find natural generalisation to the dual polarisation case (Manakov system) too. This can be implemented for instance using a first polarising beam splitter directing each polarization to a different ODT, and a second one for recombining the two polarizations after solitonic waveform processing (additional amplifiers could be employed where needed to compensate for power losses).

It is important to stress a vital point. A distinctive conceptual feature of soliton filtering and soliton multiplexing in nonlinear Fourier domain is indeed the necessity of embedding a knowledge of the signal to be filtered/multiplexed in the filter/multiplexer itself. This is at variance with the operational principle of some traditional linear optical components such as standard optical filters which do not require any information about the input signal. Similar paradigm changes, despite certainly appearing surprising for a way of thinking that is used to conceptualise the world based on a linear approach, are required when developing a

truly nonlinear scientific *Weltanschauung*. The ODT may find several applications in optical

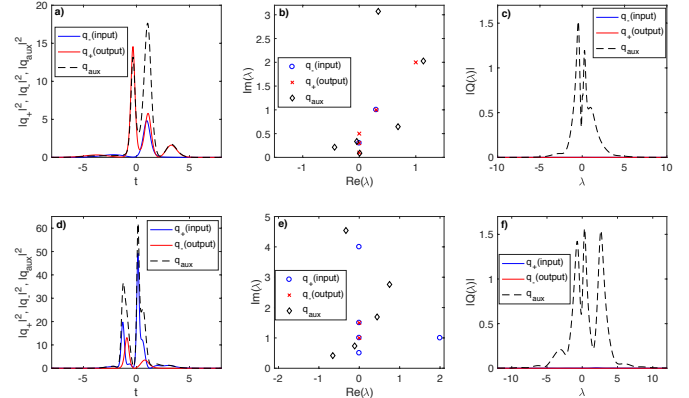


FIG. 3. *Multiple eigenvalues addition and filtering.* Multiple eigenvalues addition is shown in panels a)-c) for the input signal q_- having spectrum $\{\lambda_1 = 0.3 + i, \lambda_2 = 0.3i\}$ with $\{b_1 = 5, b_2 = 0.5\}$ where the ODT adds to it the following additional eigenvalues $\{\lambda_3 = 1 + 2i, \lambda_4 = 0.5i, \lambda_5 = 0.1i\}$ with $\{b_3 = -1, b_4 = 2, b_5 = 0.1\}$. Multiple eigenvalues filtering is shown in panels d)-f). Input signal q_+ has spectrum $\{\lambda_1 = i, \lambda_2 = 1.5i, \lambda_3 = 0.5i, \lambda_4 = 4i, \lambda_5 = 2 + i\}$ with $\{b_1 = 1, b_2 = 0.2, b_3 = -2, b_4 = 3, b_5 = 1\}$, and eigenvalues $\{\lambda_3 = 0.5i, \lambda_4 = 4i, \lambda_5 = 2 + i\}$ have been removed.

soliton technology. The possibility of optically controlling and manipulating solitonic waveforms, including adding/removing solitons from an optical signal or separating the continuous from the discrete spectrum, or filtering noise, are only some of the simplest and most obvious functionalities within reach. The proposed ODT, due to its potential cascadability and scalability could constitute the "unit cell" of more complex nonlinear Fourier domain signal processing and manipulation devices. To conclude, we have demonstrated the possibility of an optical domain implementation of the DT for the NLSE by means of a simple photonic architecture. The ODT proposed in this work offers unprecedented control over solitonic waveforms by enabling selective discrete eigenvalues multiplexing and filtering. Further to that, by reducing the need of intermediate electrical domain processing, the ODT provides a paradigm changing leap forward towards optical signal processing in nonlinear Fourier domain.

The author acknowledges support by the Royal Academy of Engineering through the Research Fellowship Scheme, and is grateful to Dr. Morteza Kamalian and Dr. Mingming Tan for discussions.

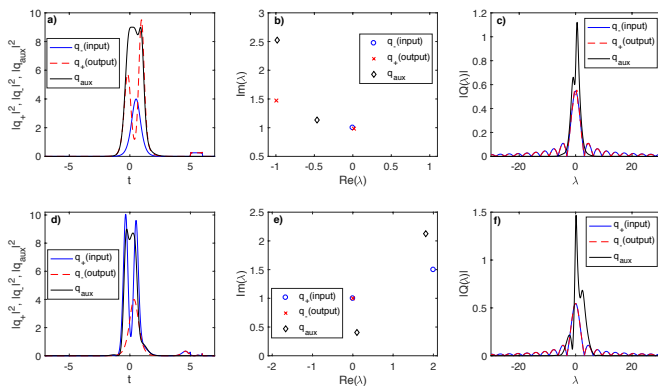


FIG. 4. *Eigenvalues multiplexing and filtering in presence of continuous spectrum.* In panels a)-c) the multiplexing case is shown for input signal q_- featuring discrete spectrum $\{\lambda_1 = i\}$ with $\{b_1 = 3\}$, and continuous spectrum $Q(\lambda) = A/(i\lambda)e^{-2i\lambda t_d} (1 - \frac{A}{i\lambda} \cot(\Delta T))^{-1}$ with $\sqrt{|A|^2 + \lambda^2}$, $A = 0.5$, $t_d = 6$, $T = 1$. The ODT output provides signal q_+ featuring the additional eigenvalue $\{\lambda_2 = -1 + 1.5i\}$ with $\{b_2 = -4\}$. In d)-f) a scenario is shown where input signal q_+ , featuring discrete spectrum $\{\lambda_1 = i, \lambda_2 = 2 + 1.5i\}$ with $\{b_1 = 2, b_2 = -1\}$, and continuous spectrum $Q_f(\lambda) = \prod_{i=1}^2 \frac{\lambda - \lambda_i}{\lambda - \lambda_i^*} Q_m(\lambda)$, is transformed into the new signal q_- differing by eigenvalue $\{\lambda_2 = 2 + 1.5i\}$ with $\{b_2 = -1\}$.

-
- [1] A. Hasegawa and F. Tappert, Transmission of stationary nonlinear optical pulses in dispersive dielectric fibers. i. anomalous dispersion, *Appl. Phys. Lett.* **23**, 142–144 (1973).
- [2] V. E. Zakharov and A. B. Shabat, Exact theory of 2-dimensional self-focusing and one-dimensional self-modulation of waves in nonlinear media, *Sov. Phys. J. Exp. Theor. Phys.* **34**, 62 (1972).
- [3] S. Novikov, S. V. Manakov, L. P. Pitaevskii, and V. E. Zakharov, *Theory of Solitons* (Plenum, 1984).
- [4] M. I. Yousefi and F. R. Kschischang, Information transmission using the nonlinear fourier transform, part i: Mathematical tools, *IEEE Transactions on Information Theory* **60**, 4312 (2014).
- [5] M. J. Ablowitz, D. J. Kaup, A. C. Newell, and H. Segur, The inverse scattering transform-fourier analysis for nonlinear problems, *Studies in Applied Mathematics* **53**, 249 (1974).
- [6] M. Ablowitz and H. Segur, *Solitons and the Inverse Scattering Transform* (SIAM (Philadelphia), 1981).
- [7] A. Hasegawa and Y. Kodama, *Solitons in Optical Communications* (Oxford University Press, 1995).
- [8] L. F. Mollenauer and J. P. Gordon, *Solitons in Optical Fiber: Fundamentals and Applications* (Academic Press, 2006).
- [9] N. Akhmediev and A. Ankiewicz, *Dissipative Solitons* (Springer, 2005).
- [10] P. Grelu and M. I. A. N., Dissipative solitons for mode-locked lasers, *Nat. Photon.* **6**, 84 (2012).
- [11] T. Kippenberg, A. Gaeta, M. Lipson, and M. Gorodetsky, Dissipative kerr solitons in optical microresonators, *Science* **361**, 567 (2018).
- [12] A. Hasegawa and T. Nyu, Eigenvalue communication, *Journal of Lightwave Technology* **11**, 395 (1993).
- [13] S. K. Turitsyn, J. E. Prilepsky, S. T. Le, S. Wahls, L. L. Frumin, M. Kamalian, and S. A. Derevyanko, Nonlinear fourier transform for optical data processing and transmission: advances and perspectives, *Optica* **4**, 307 (2017).
- [14] J. E. Prilepsky, S. A. Derevyanko, K. J. Blow, I. Gabitov, and S. K. Turitsyn, Nonlinear inverse synthesis and eigenvalue division multiplexing in optical fiber channels, *Phys. Rev. Lett.* **113**, 013901 (2014).
- [15] V. Aref, S. T. Le, and H. Buelow, Modulation over nonlinear fourier spectrum: Continuous and discrete spectrum, *J. Lightwave Technol.* **36**, 1289 (2018).
- [16] S. Le, V. Aref, and H. Buelow, nonlinear signal multiplexing for communication beyond the kerr nonlinearity limit, *Nat. Photon.* **11**, 570–576 (2017).
- [17] S. Gaiarin, A. M. Perego, E. P. da Silva, F. D. Ros, and

- D. Zibar, Dual-polarization nonlinear fourier transform-based optical communication system, *Optica* **5**, 263 (2018).
- [18] S. Sugavanam *et al.*, Analysis of laser radiation using the nonlinear fourier transform, *Nat. Commun.* **10**, 5663 (2019).
- [19] S. K. Turitsyn, I. S. Chekhovskoy, and M. P. Fedoruk, Nonlinear fourier transform for characterization of the coherent structures in optical microresonators, *Opt. Lett.* **45**, 3059 (2020).
- [20] S. K. Turitsyn, I. S. Chekhovskoy, and M. P. Fedoruk, Nonlinear fourier transform for analysis of optical spectral combs, *Phys. Rev. E* **103**, L020202 (2021).
- [21] V. B. Matveev and M. A. Salle, *Darboux transformations and solitons* (Springer, 1991).
- [22] M. I. Yousefi and F. R. Kschischang, Information transmission using the nonlinear fourier transform, part iii: Spectrum modulation, *IEEE Transactions on Information Theory* **60**, 4346 (2014).
- [23] H. Buelow, V. Aref, and W. Idler, Transmission of waveforms determined by 7 eigenvalues with psk-modulated spectral amplitudes, in *ECOC 2016; 42nd European Conference on Optical Communication* (2016) pp. 1–3.
- [24] V. Aref, Control and detection of discrete spectral amplitudes in nonlinear fourier spectrum (2016), arXiv:1605.06328 [math.NA].
- [25] F. D. Ros, S. Civelli, S. Gaiarin, E. P. da Silva, N. D. Renzis, M. Secondini, and D. Zibar, Dual-polarization nfdm transmission with continuous and discrete spectral modulation, *J. Lightwave Technol.* **37**, 2335 (2019).
- [26] J. Lin, Evolution of the scattering data under the classical darboux transform for su(2) soliton systems, *Acta Mathematicae Applicatae Sinica* **6**, 308–316 (1990).
- [27] A. Span, V. Aref, H. Bülow, and S. t. Brink, Successive eigenvalue removal for multi-soliton spectral amplitude estimation, *Journal of Lightwave Technology* **38**, 4708 (2020).
- [28] For calculations of nonlinear spectra Fast-NFT algorithms have been used [30].
- [29] H.-G. Weber, R. Ludwig, S. Ferber, C. Schmidt-Langhorst, M. Kroh, V. Marembert, C. Boerner, and C. Schubert, Ultrahigh-speed otdm-transmission technology, *Journal of Lightwave Technology* **24**, 4616 (2006).
- [30] S. Wahls, S. Chimmalgi, and P. Prins, FNFT: A Software Library for Computing Nonlinear Fourier Transforms, *The Journal of Open Source Software* **3**, 597 (2018).