

A necessary and sufficient condition for the existence of chaotic dynamics in a neoclassical growth model with a pollution effect

Tomohiro Uchiyama

Faculty of International Liberal Arts, Soka University,
1-236 Tangi-machi, Hachioji-shi, Tokyo 192-8577, Japan
Email:t.uchiyama2170@gmail.com

Abstract

In this paper, we study a neoclassical growth model with a (productivity inhibiting) pollution effect. In particular, we obtain a necessary and sufficient condition for the existence of a topological chaos. We investigate how the condition changes as the strength of the pollution effect changes. This is a new application of a recent result characterising the existence of a topological chaos for a unimodal interval map by Deng, Khan, Mitra (2022).

Keywords: Chaos, neoclassical growth model, externality

JEL classification: D11, D41, D51

1 Introduction

Our starting point of this paper is a (somewhat simplified) neoclassical growth model [5] in discrete time with a production lag, expressed by the following difference equation:

$$k_{t+1} = s \cdot f(k_t) \quad (1.1)$$

where k_t is a capital-labour ratio K_t/L_t , s is a constant saving ratio, f is a per-capita production function. (We assume no population growth.) Let f be the Cobb-Douglas production function:

$$f(k) = Ak^\gamma \text{ where } A > 0 \text{ and } 0 < \gamma \leq 1. \quad (1.2)$$

From Equations (1.1) and (1.2), we obtain

$$k_{t+1} = sAk_t^\gamma.$$

It is easy to see that: 1. if $0 < \gamma < 1$, then k converges to the steady state $k^* = (sA)^{1/(1-\gamma)}$, 2. if $\gamma = 1$, then k converges to 0, stays at k_0 , or diverges to ∞ depending on the value of sA . The point is that, in any case, a chaotic behaviour does not emerge. (We define what we mean by a chaos below (Definition 1.1). There are several definitions of a chaos in literature.) In the rest of the paper, we assume $\gamma = 1$ to simplify the argument.

Now, following [2, Sec. II.B], we introduce a productivity inhibiting effect ("pollution effect") into our model. Then the production function becomes

$$f(k) = Ak(1-k)^\beta \text{ where } \beta \geq 0. \quad (1.3)$$

Note that in (1.3), if k gets close to the maximum value (that we set 1 to simplify the argument), the term $(1 - k)^\beta$ gets (very) close to 0 (if β is large). This is what we mean by the "pollution effect". With this pollution effect, we finally obtain the difference equation we study in this paper:

$$k_{t+1} = f(k_t) = sAk_t(1 - k_t)^\beta = \alpha k_t(1 - k_t)^\beta \text{ where } \alpha > 0 \text{ and } 0 \leq k_t \leq 1. \quad (1.4)$$

Note that in (1.4), if $\beta = 1$, then f reduces to a well-studied classical unimodal map. It is known that a Li-Yorke chaos (that always comes with a cycle of period three) emerges if $3.83 \leq \alpha \leq 4$, see [6, p.89].

In [2, Sec. II.B], the same equation (even with any γ and any population growth rate) was studied, and Day showed that for any β , there exists some α that guarantees the existence of a Li-Yorke chaos. However, the proof for that result was an existential one; that does not give any clear (algebraic/numerical) relation between β and α . In this paper, we use algebraic argument mixed with some numerical computations with Python to investigate how a *necessary and sufficient* condition (in terms of α) for the existence of a *topological chaos* (that is weaker than a Li-Yorke chaos) changes as β ("pollution effect") changes. (See Theorem 1.3 for the precise statement.)

To state our main result (Theorem 1.3), we need some preparation. First, we clarify what we mean by a topological chaos (or a turbulence). The following definition is taken from [1, Chap. II]:

Definition 1.1. Let g be a continuous map of a closed interval I into itself. We call g *turbulent* if there exist three points, x_1 , x_2 , and x_3 in I such that $g(x_2) = g(x_1) = x_1$ and $g(x_3) = x_2$ with either $x_1 < x_3 < x_2$ or $x_2 < x_3 < x_1$. Moreover, we call g (*topologically*) *chaotic* if some iterate of g is turbulent.

It is known that a map g is chaotic (in our sense) if and only if g has a periodic point whose period is not a power of 2, see [1, Chap. II]. This implies that a map g is chaotic if and only if the topological entropy of g is positive, see [1, Chap. VIII]. See [4] for more characterisations of chaos.

Second, we recall the following key result characterising the existence of a topological chaos and a turbulence [3, Thms. 2 and 3] since our main result is a direct application of this result. Let \mathfrak{G} be the set of continuous maps from a closed interval $[a, b]$ to itself so that an arbitrary element $g \in \mathfrak{G}$ satisfies the following two properties:

1. there exists $m \in (a, b)$ with the map g strictly increasing on $[a, m]$ and strictly decreasing on $[m, b]$.
2. $g(a) \geq a$, $g(b) < b$, and $g(x) > x$ for all $x \in (a, m)$.

For $g \in \mathfrak{G}$, let $\Pi := \{x \in [m, b] \mid g(x) \in [m, b] \text{ and } g^2(x) = x\}$. Now we are ready to state [3, Thms. 2 and 3]:

Proposition 1.2. *Let $g \in \mathfrak{G}$. The map g has an odd-period cycle if and only if $g^2(m) < m$ and $g^3(m) < \min\{x \in \Pi\}$ and the second iterate g^2 is turbulent if and only if $g^2(m) < m$ and $g^3(m) \leq \max\{x \in \Pi\}$.*

Applying Proposition 1.2 to (1.4) (this is a non-trivial step), we obtain our main result:

Theorem 1.3. *In (1.4), let $\beta = 1$ (2, 3, or 10 respectively). If $2 < \alpha \leq 4$ ($2.250 < \alpha \leq 6.750$, $2.370 < \alpha \leq 9.481$, or $2.594 < \alpha \leq 28.531$ respectively) then the map f has the following properties:*

1. $f \in \mathfrak{G}$.
2. f has an odd period cycle if and only if $3.679 < \alpha \leq 4$ ($5.574 < \alpha \leq 6.750$, $7.027 < \alpha \leq 9.481$, or $11.795 < \alpha \leq 28.531$ respectively).
3. The second iterate f^2 is turbulent if and only if $3.679 \leq \alpha \leq 4$ ($5.574 \leq \alpha \leq 6.750$, $7.027 \leq \alpha \leq 9.481$, or $11.795 \leq \alpha \leq 28.531$ respectively).

In [2, Sec. II.B], Day cites [6] (possibly Fig.4.3 on p.88) and states that $3.57 \leq \alpha \leq 4$ is a sufficient condition for the existence of a Li-Yorke chaos. Our result shows that this is wrong since a topological chaos is weaker than a Li-Yorke chaos.

In the next section, we show that the upper bound for α for each β in Theorem 1.3 comes from the simple requirement that $0 \leq k \leq 1$. So the upper bound is nothing to do with the existence of a chaos. The real meat is in the lower bound. The general pattern we can see from Theorem 1.3 is that if β ("pollution effect") becomes large, then the lower bound for α gets loose. (The range of α gets wider.) In other words, to generate a chaos, we need either a large α (this controls a vertical stretching of the graph of f) or a large β (strong pollution effect), but not necessarily both. (Of course, we need some pollution effect: no chaos emerges with zero pollution effect as we have shown above.)

2 Proof of Theorem 1.3

2.1 General argument

We keep the same notation from Introduction such as \mathfrak{G} , m , Π etc. First, we have $f'(k) = \alpha(1-k)^{\beta-1}(1-k-\beta k)$. So setting $f'(k) = 0$, we obtain $k = 1/(1+\beta)$ or $k = 1$ if $\beta > 1$. Since $f'(k) > 0$ for $0 < k < 1/(1+\beta)$ and $f'(k) < 0$ for $1/(1+\beta) < k < 1$, f is unimodal on $[0, 1]$ and takes its maximum at $k = 1/(1+\beta)$. Set $m := 1/(1+\beta)$ and $I := [0, 1]$. Since we want f to be a map from I to itself, we need $0 \leq f(m) \leq 1$. Solving this, we obtain

$$\alpha \leq (\beta + 1) \left(\frac{\beta + 1}{\beta} \right)^\beta. \quad (2.1)$$

Next, since we want to push f into \mathfrak{G} , we need $f(k) > k$ for any $k \in (0, m]$. So in particular, we need $f(m) > m$. Solving this, we obtain

$$\left(\frac{\beta + 1}{\beta} \right)^\beta < \alpha. \quad (2.2)$$

Combining (2.1) and (2.2) yields

$$\left(\frac{\beta + 1}{\beta} \right)^\beta < \alpha \leq (\beta + 1) \left(\frac{\beta + 1}{\beta} \right)^\beta. \quad (2.3)$$

Note that $f(m) > m$ implies that $f(k) > k$ for any $k \in (0, m]$. This is because $f(k) - k = k(\alpha(1-k)^\beta - 1) > 0$ is equivalent to $\alpha(1-k)^\beta - 1 > 0$, but $\alpha(1-k)^\beta - 1 \geq \alpha(1-m)^\beta - 1$ for any $k \in (0, m]$. An easy calculation shows that $\alpha(1-m)^\beta - 1 > 0$ is equivalent to (2.2). Other conditions for f to be in \mathfrak{G} are clearly satisfied, so we have shown that:

Lemma 2.1. *If $\left(\frac{\beta+1}{\beta} \right)^\beta < \alpha \leq (\beta+1) \left(\frac{\beta+1}{\beta} \right)^\beta$, then $f \in \mathfrak{G}$.*

Next, we consider the condition $f^2(m) < m$ in Proposition 1.2. By an easy computation, we see that this is equivalent to

$$1 - \alpha^2 \left(\frac{\beta}{\beta + 1} \right)^\beta \left(\frac{-\alpha \left(\frac{\beta}{\beta + 1} \right)^\beta + \beta + 1}{\beta + 1} \right)^\beta > 0 \quad (2.4)$$

Plotting (α, β) satisfying (2.4), we obtain Figure 1. In Figure 1, region (b)+(c) represents

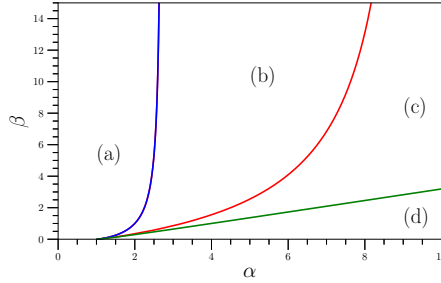


Figure 1: (α, β) with (2.3) and (2.4)

all (α, β) satisfying (2.3), region (a)+(c)+(d) represents all (α, β) satisfying (2.4). Thus, in view of Proposition 1.2, we need to choose (α, β) in region (c) to generate a chaos. The other condition in Proposition 1.2, that is $f^3(m) < \min\{x \in \Pi\}$, turned out to be too hard to express algebraically in terms of arbitrary α and β . The last thing we can do here is to compute fixed points of f ; solving $f(k) = k$, we obtain $k = 0, 1 - (1/\alpha)^{1/\beta}$. Set $z := 1 - (1/\alpha)^{1/\beta}$. It is clear that $z \in \Pi$. In the following, we choose some particular β , and express the necessary and sufficient condition to generate a chaos in terms of α .

2.2 $\beta = 1$ case

This case was considered in [3, Sec. 3.1], but we redo it here since we use a different and more direct argument. For other cases, arguments are similar.

First, (2.3) gives $2 < \alpha \leq 4$. By Lemma 2.1, if $2 < \alpha \leq 4$ then $f \in \mathfrak{G}$. Now, by (2.4), the condition $f^2(m) < m$ translates to $f^2(1/2) = 0.25\alpha^2(1 - 0.25\alpha) < 1/2$. Solving this (numerically), we obtain $3.236 < \alpha$. Next, we need to find an explicit formula for the set Π . Solving $f^2(k) = k$, we obtain $k = 0, (\alpha - 1)/\alpha$ (two fixed points of f), $(\alpha - \sqrt{\alpha^2 - 2\alpha - 3} + 1)/(2\alpha)$, and $(\alpha + \sqrt{\alpha^2 - 2\alpha - 3} + 1)/(2\alpha)$ (two period two points of f). Since $\alpha > 3.236$ (in particular $\alpha > 3$), both of the period two points of f are real. Now we show that $\Pi = \{z\}$. To do this, it is enough to show that $(\alpha - \sqrt{\alpha^2 - 2\alpha - 3} + 1)/(2\alpha) < 1/2$. Solving this, we obtain $\alpha > 1 + \sqrt{5} \approx 3.236$ (we know that this holds). So, $\Pi = \{z\}$. Now the condition $f^3(m) < \min\{k \in \Pi\}$ simplifies to $f^3(m) < z$. Solving this numerically, we obtain $\alpha > 3.679$. Since we have $2 < \alpha \leq 4$, combining these, we obtain $3.679 < \alpha \leq 4$.

2.3 $\beta = 2$ case

By the same argument as the $\beta = 1$ case, we need $2.250 < \alpha \leq 6.750$ to have $f \in \mathfrak{G}$. The condition $f^2(m) < m$ is equivalent to $-4\alpha^2(4\alpha - 27)^2/6561 + 1 > 0$. Solving this

(and combining with $2.250 < \alpha \leq 6.750$), we obtain $4.500 < \alpha \leq 6.750$. It is clear that the fixed points of f is $k = 0$ and $1 - \sqrt{1/\alpha}$. Solving $f^2(k) = k$ (that is equivalent to $k(\alpha^2(k-1)^2(\alpha k(k-1)^2 - 1)^2 - 1) = 0$), and plotting (k, α) pairs satisfying the last equation gives Figure 2. In Figure 2, the blue curve gives the set of nontrivial fixed points of f , the red curve gives the set of period two points of f , and the green line is the $k = m$ line. A numerical computation shows that if $\alpha > 4.500$, then the left branch of the red line sits to the left of the green line. This shows that $\Pi = \{z\}$. Now we consider the condition $f^3(m) < z$, and

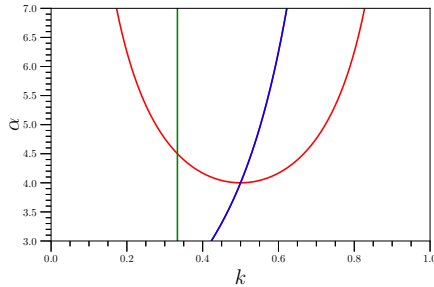


Figure 2: (k, α) with $\beta = 2$ and $f^2(k) = k$

(combining all the other conditions) obtain $5.574 < \alpha \leq 6.750$.

2.4 $\beta = 3$ case

First, to push f into \mathfrak{G} , by the same argument as above, we need $2.370 < \alpha \leq 9.481$. Second, we see that $f^2(m) < m$ is equivalent to $27\alpha^2(27\alpha - 256)^3/1073741824 + 1 > 0$. From this, we obtain $5.347 < \alpha \leq 9.481$. Third, $f^2(k) = k$ is equivalent $k(\alpha^2(k-1)^3(\alpha k(k-1)^3 + 1)^3 + 1) = 0$. Now, solving the last equation gives Figure 3. By the same argument as that for the last case, by a numerical computation, we have that if $\alpha > 5.347$, then $\Pi = \{z\}$. Now, solving the

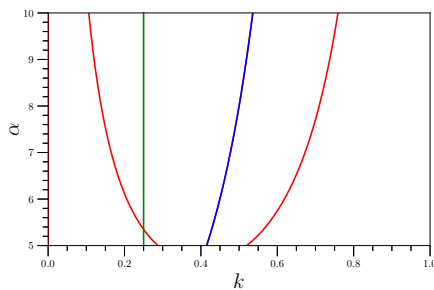


Figure 3: (k, α) with $\beta = 3$ and $f^2(k) = k$

condition $f^3(m) < z$ (and combining all the other conditions), we obtain $7.027 < \alpha \leq 9.481$.

2.5 $\beta = 10$ case

First, we need $2.594 < \alpha \leq 28.531$ to push f into \mathfrak{G} . Next, solving $f^2(m) < m$, we obtain $7.626 < \alpha \leq 28.531$. Now, from $f^2(k) = k$, that is equivalent to $a^2k(1-k)^{10}(-ak(1-k)^{10} + 1)^{10} - k = 0$, we obtain Figure 4. By a numerical computation, we obtain that if $\alpha > 7.626$

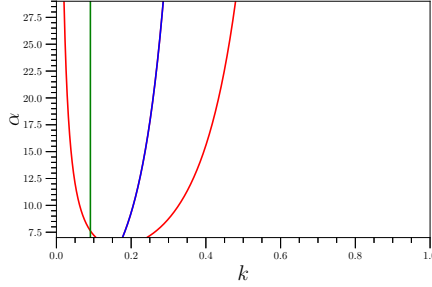


Figure 4: (k, α) with $\beta = 10$ and $f^2(k) = k$

then $\Pi = \{z\}$. Finally, solving $f^3(m) < z$ (and combining all the other conditions), we obtain $11.795 < \alpha \leq 28.531$.

2.6 Conclusion

It is clear that $\max\{k \in \Pi\} = \{z\}$ for all the cases we consider. Therefore, in view of Proposition 1.2, we have proven Theorem 1.3.

References

- [1] L.S. Block and W.A. Coppel. *Dynamics in One Dimension*. Springer, Berlin, 1992.
- [2] R.H. Day. Irregular growth cycles. *Am. Econ. Rev.*, 72:406–414, 1982.
- [3] L. Deng, M.A. Khan, and T. Mitra. Continuous unimodal maps in economic dynamics: On easily verifiable conditions for topological chaos. *J. Econ. Theory*, 201, 2022. Article 105446.
- [4] S. Ruelle. *Chaos on the Interval*. American Mathematical Society, Providence, 2017.
- [5] R.M. Solow. Contribution to the theory of economic growth. *Q. J. Econ.*, 70:65–94, 1956.
- [6] J.A. Yorke and E. Yorke. Chaotic behavior and fluid dynamics. 1985. in H.L. Swinney and J.P. Gollub, eds., *Hydrodynamic Instabilities and the Transition to Turbulence*.