

# From Discrete to Continuous Binary Best-Response Dynamics: Discrete Fluctuations Almost Surely Vanish with Population Size

Azadeh Aghaeeyan and Pouria Ramazi

**Abstract**—In binary decision-makings, individuals often go for a common or rare action. In the framework of evolutionary game theory, the best-response update rule can be used to model this dichotomy. Those who prefer a common action are called *coordinators*, and those who prefer a rare one are called *anticoordinators*. A finite mixed population of the two types may undergo perpetual fluctuations, the characterization of which appears to be challenging. It is particularly unknown whether the fluctuations persist as population size grows. To fill this gap, we approximate the discrete finite population dynamics of coordinators and anticoordinators with the associated mean dynamics in the form of semicontinuous differential inclusions. We show that the family of the state sequences of the discrete dynamics for increasing population sizes forms a generalized stochastic approximation process for the differential inclusion. On the other hand, we show that the differential inclusions always converge to an equilibrium. This implies that the reported perpetual fluctuations in the finite discrete dynamics of coordinators and anticoordinators almost surely vanish with population size. The results encourage to first analyze the often simpler semicontinuous mean dynamics of the discrete population dynamics as the semicontinuous dynamics partly reveal the asymptotic behaviour of the discrete dynamics.

**Index Terms**—decision-making dynamics, best-response, mean-dynamics, evolutionary game theory

## I. INTRODUCTION

Humans face a variety of repetitive decision-making problems, such as whether to follow the fashion trends, get a flu shot, or sign a petition [1], [2]. In such two-option decision-making problems, individuals are often either *coordinators*, those who adopt a decision whenever it has been already adopted by a particular population proportion of decision-makers, or *anticoordinators*, those who go for a decision whenever it has been rejected by a particular population proportion [3], [4].

In the framework of evolutionary game theory, the so-called *best-response* update rule captures the decision-making processes of coordinators and anticoordinators by assuming linear payoff functions. An increasing payoff function with respect to the commonality of the decisions makes the best-response update rule equivalent to the *linear threshold model*, where the individuals are coordinators with possibly unique

thresholds [5]. A decreasing payoff function, on the other hand, models the anticoordinators.

Analyzing these decision-making processes requires accounting for each individual's actions, and consequently, a large body of research studied the steady state behaviour of finite discrete populations of best-responders. The problem has been investigated in a variety of set-ups ranging from well-mixed [6] to structured populations [4], [7], [8]. Semi-tensor products were also utilized to analyze networked evolutionary games [9], [10] and logical dynamic games [11], [12].

A finite population of heterogeneous coordinators, who differ in perceiving the commonality, admits equilibria [13] and equilibrates under asynchronous activation sequence [14]. A finite population of heterogeneous anticoordinators either equilibrates or converges to a cycle of length two [15], [16]. As for finite populations of coordinating and anticoordinating agents, it was shown that the dynamics may undergo perpetual fluctuations [16]–[18]. The exact form and the conditions for the existence of the fluctuations appear to be an open problem.

Researchers get around the challenges arising from the analysis of finite population dynamics by exploiting the associated deterministic *mean dynamics* [19], [20], where the population is assumed to be infinitely large. In this regard, most studies investigated the replicator dynamics which are the mean dynamics of the other popular update rule, *imitation* [21]–[24]. Fewer studies considered the best-response mean dynamics, which are differential inclusions [25]–[29]. Some studies approximated the evolution of decisions in structured populations with ordinary differential equations [30]–[32].

Although analysis of the mean dynamics is generally more straightforward compared to that of finite populations, the potential discrepancy between these two may question the validity of such an approximation. Hence, much effort has been devoted to connecting the behaviour of finite populations with the associated mean dynamics as the population size grows [33]–[36]. The results on infinite horizon behavior connect the Birkhoff center of the mean dynamics with the support of the stationary measures of the Markov chain corresponding to the finite population's dynamics [34], [37].

How can these results, which link the mean dynamics to finite population dynamics, be applied to the heterogeneous populations of coordinators and anticoordinators? To the best of our knowledge, no study investigated the asymptotic behaviour of infinite heterogeneous populations of exclusively coordinators, exclusively anticoordinators, or a mixture of both. Even if there were such results, could they shed light

This paper was presented in part at the American Control Conference, Toronto, Canada, July 8-12, 2024. A. Aghaeeyan and P. Ramazi are with the Department of Mathematics and Statistics, Brock University, Canada (e-mail: {aaghaeeyan, pramazi}@brocku.ca). This work has been submitted to the IEEE for possible publication. Copyright may be transferred without notice.

on the discrete population dynamics?

We provide the answer in this paper, namely by using the deterministic differential inclusions as an approximation tool to reveal the asymptotic behaviour of the discrete population dynamics as the population size approaches infinity. First, through an intuitive example we show that the perpetual fluctuations do not scale as the population size grows. Second, we write the population dynamics as a Markov chain and obtain the associated semicontinuous population dynamics—an upper semicontinuous differential inclusion. Third, we show that the collection of population dynamics Markov chains define *generalized stochastic approximation processes* for the semicontinuous population dynamics [37]. This allows the use of the results in [37] to approximate the asymptotic behaviour of the discrete population dynamics by finding the Birkhoff center of the semicontinuous population dynamics, which we do in the last part of the paper.

Our contribution is fourfold: *i)* We show that in the semicontinuous population dynamics, the exclusively heterogeneous population of coordinators may admit two types of equilibrium points, clean-cut and ruffled coordinator-driven, where clean-cut equilibria are asymptotically stable and ruffled are unstable—**Lemma 2** and **Theorem 2**. On the contrary, the exclusively heterogeneous population of anticoncoordinators admit only one globally asymptotically stable equilibrium point that could be either clean-cut or ruffled anti-coordinator driven—**Lemma 2** and **Corollary 1**. These results are in line with the existing results on the steady-state behaviour of finite heterogeneous populations of exclusively coordinators [14] and exclusively anticoncoordinators [15]. *ii)* We show that in the semicontinuous population dynamics, the mixed heterogeneous population of coordinators and anticoncoordinators may admit all three types of equilibria, clean-cut, ruffled anticoncoordinator-driven, and ruffled coordinator-driven, where clean-cut and ruffled anticoncoordinator-driven equilibria are asymptotically stable, the other type is unstable, and the dynamics always converge to one of the equilibria—**Lemma 2** and **Theorem 2**. *iii)* Consequently, we show that the reported perpetual fluctuations in the finite discrete dynamics of coordinators and anticoncoordinators [18] almost surely vanish with the population size—**Theorem 3** and **Corollary 4**, which are the main result of this paper. *iv)* Out of the analysis of the semicontinuous population dynamics, insightful hints on the asymptotic behaviour of the finite populations were obtained, such as having the same equilibria and similar long-term behaviour. Hence, in general for other population dynamics, it may prove useful to study the behaviour of the semicontinuous population dynamics, which is usually more straightforward, prior to the precise analysis of the finite population dynamics.

### Notations

The set of real, nonnegative real, integer, nonnegative integer, and positive integer numbers are respectively shown by  $\mathbb{R}$ ,  $\mathbb{R}_{\geq 0}$ ,  $\mathbb{Z}$ ,  $\mathbb{Z}_{\geq 0}$ , and  $\mathbb{N}$ . With an abuse of notation, for positive integers  $n$  and  $m$ , define  $\frac{1}{m}\mathbb{Z}^n = \{\frac{1}{m}\mathbf{y} \mid \mathbf{y} \in \mathbb{Z}^n\}$ . For each  $i \in \mathbb{N}$ ,  $[i]$  denotes  $\{1, 2, \dots, i\}$ . Boldface letters refer to a vector. The  $i$ th element of the vector  $\mathbf{q}$  is indicated by  $q_i$ . The

calligraphic font  $\mathcal{X}$  represents a set. A sequence of variables  $x_0, x_1, x_2, \dots$  is represented by  $\langle x_k \rangle$ . The Euclidean norm of a vector  $\mathbf{x}$  is denoted by  $|\mathbf{x}|$ . By the notations  $[a_1, b_1] - [a_2, b_2]$  and  $[a_1, b_1] - c$  we mean  $[a_1 - a_2, b_1 - b_2]$  and  $[a_1 - c, b_1 - c]$ , respectively. The set of all subsets of the set  $\mathcal{X}$  is shown by  $2^{\mathcal{X}}$ , and the notation  $\text{cl}(\mathcal{X})$  denotes the closure of set  $\mathcal{X}$ .

## II. PROBLEM FORMULATION

We consider a well-mixed population of  $N$  agents, labeled by  $1, 2, \dots, N$ , choosing repeatedly between two strategies A and B over a discrete time sequence  $t \in \frac{1}{N}\mathbb{Z}_{\geq 0}$ . The time sequence is indexed by  $k$  where  $k = Nt$  (i.e., the index of time  $\frac{k}{N}$  is  $k$ ). Each agent  $i \in [N]$  has a *threshold*  $\tau(i) \in (0, 1)$  and is either a *coordinator* or an *anticoordinator*. A coordinator (resp. an anticoncoordinator) tends to choose strategy A whenever the population proportion of strategy-A players, denoted  $x^N \in [0, 1]$ , does not fall short of (resp. does not exceed) her threshold, i.e.,  $x^N - \tau(i) \geq 0$  (resp.  $\leq 0$ ). At each time index  $k$  exactly one agent chosen uniformly at random becomes active and receives the chance to switch to her preferred strategy. At time index  $k + 1$ , the strategy of agent  $i$  active at time index  $k$  will be

$$\mathbf{s}_i(k + 1) = \begin{cases} \text{A} & \text{if } x^N(k) \geq \tau(i), \\ \text{B} & \text{otherwise,} \end{cases} \quad (1)$$

if she is a coordinator and otherwise, if she is an anticoncoordinator,

$$\mathbf{s}_i(k + 1) = \begin{cases} \text{A} & \text{if } x^N(k) \leq \tau(i), \\ \text{B} & \text{otherwise,} \end{cases} \quad (2)$$

where  $\mathbf{s}_i$  is the strategy of agent  $i$ .

Coordinators (resp. anticoncoordinators) who have the same threshold build up a subpopulation, and there all altogether  $p'$  (resp.  $p$ ) subpopulations of coordinators (resp. anticoncoordinators). Coordinating (resp. anticoncoordinating) subpopulations are labeled in the ascending (resp. descending) order of their thresholds by  $1, \dots, p'$  (resp.  $p$ ), that is,  $\tau'_1 < \tau'_2 < \dots < \tau'_{p'}$  (resp.  $\tau_1 > \tau_2 > \dots > \tau_p$ ), where  $\tau'_p$  (resp.  $\tau_p$ ) is the threshold of the  $p$ th coordinating (resp. anticoncoordinating) subpopulation. So the heterogeneity of the population is captured by the distribution of population proportions over the total  $p + p'$  subpopulations as  $\boldsymbol{\rho} = (\rho_1, \dots, \rho_p, \rho'_{p'}, \dots, \rho'_1)$  where  $\rho'_j$  (resp.  $\rho_j$ ) represents the proportion of the number of individuals in subpopulation  $j$  coordinators (resp. anticoncoordinators) to the whole population size  $N$ . For convenience of vector indexing, for  $j \geq p + 1$ , we define  $\rho_j = \rho'_{p+p'+1-j}$ . To avoid a subpopulation of size zero, we assume that  $\min_j \{\rho_j\} \geq \frac{1}{N}$ .

**Remark 1.** According to the best-response update rule, the active agent chooses the strategy which maximizes her current payoff, i.e.,  $\mathbf{s}_i(k + 1) = \text{A}$  if  $u_i^{\text{A}}(k) \geq u_i^{\text{B}}(k)$  and  $\mathbf{s}_i(k + 1) = \text{B}$ , otherwise where  $u_i^j(k)$  is the payoff of the agent  $i$  for choosing strategy  $j \in \{\text{A}, \text{B}\}$  at time index  $k$ . If the agents' payoffs are a linear function of the population proportion of strategy-A players, update rules (1) and (2) are equivalent to the best-response update rule [38].

At the population level, the collective behaviour of the agents in each subpopulation is of interest rather than that of each single agent *per se*. As a result, we define the *population state* as the distribution of A-players over the  $(p + p')$  subpopulations at each index  $k$  and denote it by

$$\mathbf{x}^N = (x_1^N, \dots, x_p^N, x_{p'}^N, \dots, x_1^N),$$

where  $x_p^N$  (resp.  $x_{p'}^N$ ) represents the proportion of A-players who belong to coordinating (resp. anticonducting) subpopulation  $p$ . We again use the notation  $x_p^N = x_{p+p'+1-p}^N$  for  $p > p'$ . By defining

$$\mathcal{X}_{ss} = \prod_{j=1}^p [0, \rho_j] \times \prod_{j=1}^{p'} [0, \rho'_{p'-j+1}],$$

the resulting state space then equals  $\mathcal{X}_{ss} \cap \frac{1}{N}\mathbb{Z}^{p+p'}$ .

The evolution of the state defines the *population dynamics* and is governed by update rules (1), (2), and the activation sequence of the agents. More specifically, the activation sequence is generated by the sequence of random variables  $\langle A_k \rangle$  where  $A_k$  is the agent active at time index  $k$  and takes values in  $[N]$  with the distribution  $\mathbb{P}[A_k = i] = \frac{1}{N}$ . As shown in Lemma A 2, the above definition of population dynamics is equivalent to the following compact version.

**Definition 1.** *The discrete best-response population dynamics are defined by the following discrete time stochastic equation for  $k = 0, 1, \dots$*

$$\mathbf{x}^N(k+1) = \mathbf{x}^N(k) + \frac{1}{N} \left( S_k - s^*(P_k, \mathbf{x}^N(k)) \right) \mathbf{e}_{P_k} \quad (3)$$

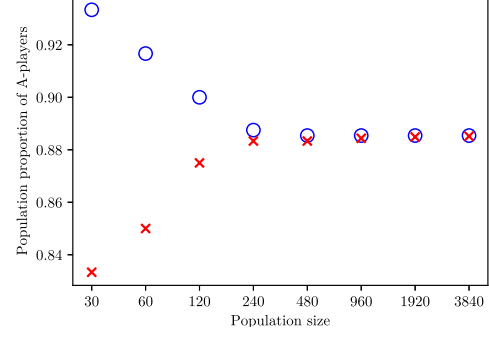
where  $s^*(p, \mathbf{x}^N)$  is a function that returns 1 (resp. 2) if A (resp. B) is the preferred strategy of subpopulation  $p$  at population state  $\mathbf{x}^N$ :

$$s^*(p, \mathbf{x}^N) = \begin{cases} 1 & \text{if } (x^N \leq \tau_p \text{ and } p \leq p) \text{ or } (x^N \geq \tau'_{p+p'+1-p} \text{ and } p > p), \\ 2 & \text{if } (x^N > \tau_p \text{ and } p \leq p) \text{ or } (x^N < \tau'_{p+p'+1-p} \text{ and } p > p), \end{cases}$$

where  $P_k$  and  $S_k$  are scalar random variables with distributions  $\mathbb{P}[P_k = p] = \rho_p$ ,  $\mathbb{P}[S_k = 1 | P_k = p] = x_p^N / \rho_p$ ,  $\mathbb{P}[S_k = 2 | P_k = p] = 1 - x_p^N / \rho_p$ ,  $\mathbf{e}_{P_k}$  is the  $(p + p')$ -dimensional vector with all elements equal to zero except for its  $P_k$ th element, which is equal to 1.

In Definition 1, the scalar random variable  $P_k$  is the subpopulation of the agent active at time index  $k$ , and the scalar random variable  $S_k$  equals 1 (resp. 2) if the strategy of the active agent at index  $k$  equals A (resp. B).

**Example 1.** *In the context of public health, when a newly developed vaccine is introduced, some individuals choose to get vaccinated (i.e., strategy A) as long as the vaccination coverage is below a certain threshold [39]. For them, this signals that not enough individuals are vaccinated, and they want to be immunized. Conversely, some individuals go for vaccination when a specific proportion of the population has already been vaccinated [40] as then they perceive the vaccine as safe or a societal norm. The first group can be thought of as anticonductors, while the latter are coordinators. The perception of what proportion of the population needs to be*



**Fig. 1: The long-term fluctuations of the population proportion of strategy-A players for varying population sizes.** The circles represent the upper bounds of the invariant sets and the crosses show the lower bounds of the invariant sets. As the population size increases the lower and upper bounds get closer.

*vaccinated to be considered rare or common varies among individuals, resulting in a heterogeneous population.*

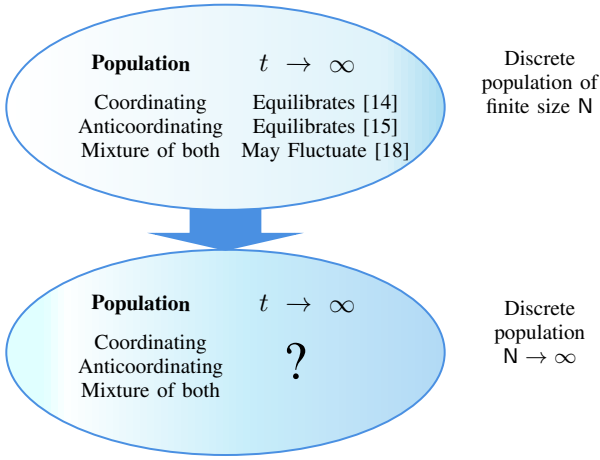
What is the asymptotic behaviour of the population dynamics as the population size approaches infinity? Does the population state reach an *equilibrium point* where no agent tends to switch her adopted strategy? Or do the population dynamics undergo *perpetual fluctuations*?

**Definition 2.** *We say that dynamics (3) (or the state  $\mathbf{x}^N$ ) undergo perpetual fluctuations if there exists some non-singleton set  $\mathcal{Y}^N \subseteq \mathcal{X}_{ss} \cap \frac{1}{N}\mathbb{Z}^{p+p'}$ , the fluctuation set, such that for every state  $\mathbf{y}^N \in \mathcal{Y}^N$  and  $K > 0$ , there exists some time  $T > K$  such that  $\mathbf{x}^N(T) = \mathbf{y}^N$ . The length of the perpetual fluctuation set  $\mathcal{Y}^N$  is defined as  $\max_{\mathbf{y}_i^N, \mathbf{y}_j^N \in \mathcal{Y}^N} |\mathbf{y}_i^N - \mathbf{y}_j^N|$ .*

A *minimal positively invariant set* is a non-empty subset of the state space such that once the population state enters the set, it remains there afterward under any activation sequence and visits all states contained in the set with a positive probability, resulting in perpetual fluctuations. A positively invariant set is *minimal* if it does not contain a non-empty positively invariant subset rather than itself.

The dynamics of a finite *mixed* population consisting of both coordinating and anticonducting subpopulations may undergo perpetual fluctuations [18], the characterization of which appears to be challenging and remain unsolved. Could the asymptotic behaviour of discrete populations be revealed by investigating the associated mean dynamics, as the population size approaches infinity?

**Example 2.** *Consider a population of  $N$  agents stratified into one anticonducting subpopulation and five coordinating subpopulations. The thresholds and population proportions of the subpopulations are respectively as follows:  $(\tau_1, \tau_5, \tau_4', \tau_3', \tau_2', \tau_1') = (0.885, 0.89, 0.604, 0.481, 0.444, 0.21)$   $(\rho_1, \rho_5, \rho_4', \rho_3', \rho_2', \rho_1') = (12/30, 3/30, 3/30, 3/30, 1/30, 8/30)$ . For each value of  $N = 30, 60, 120, \dots, 3840$ , the population state was simulated 100 times with different random activation sequences and initial conditions. For each value of  $N$ , we considered  $30N$  steps. For each run, the upper and lower*



**Fig. 2: How does the asymptotic behaviour of the finite population of interacting agents (3) evolve as the population size approaches infinity?** An exclusive finite population of coordinators and an exclusive finite population of anticoordinators each equilibrates in the long-run, [14], [15]. In the latter case, for some specific configurations, the population may admit a cycle of length 2. The proportion of A-players in a mixed finite population may undergo perpetual fluctuations [18].

bounds of the population proportion of strategy A players were recorded. The maximum upper and minimum lower bounds for each population size  $N$  is depicted in Figure 1. As population size grows, the lower and upper bounds of the fluctuations in the proportion of strategy-A players get closer.

Example 2 gives us an intuition that the length of fluctuations in the population proportion of A-players decreases as population size grows. Does this observation extend to every mixed population of coordinators and anticoordinators as the population size approaches infinity i.e.,  $N \rightarrow \infty$ ? (Fig 2). The available results in stochastic approximation theory provide the basis for investigating this question.

### III. BACKGROUND

We present the following definitions laying the basis for introducing Theorem 1 which connects the asymptotic behaviour of the finite populations and their associated mean dynamics. More definitions are provided in the appendix.

**Definition 3** ([37]). Let  $\Phi$  be the dynamical system induced by (16). The recurrent points of  $\Phi$  are defined as

$$\mathcal{R}_\Phi = \left\{ x_0 \mid x_0 \in \mathcal{L}(x_0) \right\},$$

where  $\mathcal{L}(x_0)$  is the **limit set** of point  $x_0$  defined by  $\bigcup_{y \in \mathcal{S}_{x_0}} \bigcap_{t \geq 0} cl(\mathbf{y}[t, \infty])$  and  $\mathcal{S}_{x_0}$  is the set of solutions of differential inclusion (16) with the initial condition  $x_0$ . The **Birkhoff center** of  $\Phi$ ,  $BC(\Phi)$ , is defined as the closure of  $\mathcal{R}_\Phi$ , i.e.,  $BC(\Phi) = cl(\mathcal{R}_\Phi)$ .

Each  $\mathbf{y}$  in Definition 3 is a solution of the differential inclusion, and the term  $\bigcap_{t \geq 0} cl(\mathbf{y}[t, \infty])$  is the limit set of  $\mathbf{y}$ . In words,  $x_0$  is a recurrent point of  $\Phi$  if it is included in the limit set of some solution that starts from  $x_0$ . Namely, a recurrent point generalizes the notion of an equilibrium point as, for example, the points on a limit cycle are recurrent points.

How to approximate the realizations of a collection of Markov chains  $\langle \mathbf{X}_k^\epsilon \rangle_k$  for a sequence of  $\epsilon > 0$  with solutions of a differential inclusion  $\dot{x} \in \mathcal{V}(x)$ ? The following definition establishes the basis for doing so.

**Definition 4.** [37] Consider the good upper semicontinuous differential inclusion  $\dot{x} \in \mathcal{V}(x)$  over the convex and compact state space  $\mathcal{X}_0$ . For a sequence of positive values of scalar  $\epsilon$  approaching 0, let  $\mathbf{U}^\epsilon = \langle \mathbf{U}_k^\epsilon \rangle_k$  be a sequence of  $\mathbb{R}^n$ -valued random variables and  $\langle \mathcal{V}^\epsilon \rangle$  be a family of set-valued maps on  $\mathbb{R}^n$ . We say that  $\langle \langle \mathbf{X}_k^\epsilon \rangle_k \rangle_{\epsilon > 0}$  is a family of generalized stochastic approximation processes (or a GSAP) for the differential inclusion  $\dot{x} \in \mathcal{V}(x)$  if the following conditions are satisfied:

- 1)  $\mathbf{X}_k^\epsilon \in \mathcal{X}_0$  for all  $k \geq 0$ ,
- 2)  $\mathbf{X}_{k+1}^\epsilon - \mathbf{X}_k^\epsilon - \epsilon \mathbf{U}_{k+1}^\epsilon \in \epsilon \mathcal{V}^\epsilon(\mathbf{X}_k^\epsilon)$ ,
- 3) for any  $\delta > 0$ , there exists an  $\epsilon_0 > 0$  such that for all  $\epsilon \leq \epsilon_0$  and  $x \in \mathcal{X}_0$ ,

$$\mathcal{V}^\epsilon(x) \subset \left\{ z \in \mathbb{R}^n \mid \exists \mathbf{y} : |\mathbf{x} - \mathbf{y}| < \delta, \inf_{v \in \mathcal{V}(\mathbf{y})} |z - v| < \delta \right\},$$

- 4) for all  $T > 0$  and for all  $\alpha > 0$ ,

$$\lim_{\epsilon \rightarrow 0} \mathbb{P} \left[ \max_{k \leq \frac{T}{\epsilon}} \left| \sum_{i=1}^k \epsilon \mathbf{U}_i^\epsilon \right| > \alpha \mid \mathbf{X}_0^\epsilon = \mathbf{x} \right] = 0$$

uniformly in  $x \in \mathcal{X}_0$ .

The GSAPs can be regarded as perturbed solutions of the differential inclusions. The first condition ensures that the perturbed solutions are within the same set as the unperturbed solutions are. The second condition defines  $\langle \mathbf{X}_k^\epsilon \rangle$  as a sequence of elements which are recursively updated. At each index  $k$ , the value of  $\mathbf{X}_{k+1}^\epsilon$  is characterized based on those of  $\mathbf{X}_k^\epsilon$ ,  $\mathcal{V}^\epsilon(\mathbf{X}_k^\epsilon)$ , and the random variable  $\mathbf{U}_{k+1}^\epsilon$ , which perturbs the value of  $\mathbf{X}_{k+1}^\epsilon$ . The third condition ensures that the collection  $\langle \mathcal{V}^\epsilon \rangle$  approaches to the vicinity of  $\mathcal{V}$  as  $\epsilon$  approaches zero. More specifically, the third condition is indeed a limit condition, which requires that for an arbitrarily small  $\delta > 0$  there exists  $\epsilon_0 > 0$  such that for each  $\epsilon < \epsilon_0$  in the sequence  $\langle \epsilon \rangle$ , the values belonging to the set valued map  $\mathcal{V}^\epsilon(x)$  are within a  $\delta$ -neighborhood of the image of the  $\delta$ -neighborhood of  $x$ . Well-behaved random variables such as sub-Gaussian random variables and some classes of random variables with finite higher moments satisfy the last condition.

In [37], Roth and Sandholm studied the limiting stationary distributions of these GSAPs and showed that if for each  $\epsilon > 0$ ,  $\langle \mathbf{X}_k^\epsilon \rangle_k$  is a Markov chain, their stationary measures as  $\epsilon$  approaches zero will be concentrated on  $BC(\Phi)$ . The following theorem is a result of Theorem A 1 and was implicitly used in the proof of [37, Theorem 4.11].

**Theorem 1.** For a vanishing sequence  $\langle \epsilon_k \rangle = \epsilon_0, \epsilon_1, \dots$ , let  $\langle \langle \mathbf{X}_k^\epsilon \rangle_k \rangle_\epsilon$  be GSAPs for a good upper semicontinuous differential inclusion  $\dot{x} \in \mathcal{V}(x)$ . Assume that for each  $\epsilon_n$ ,  $n \in \mathbb{Z}_{\geq 0}$ ,  $\langle \mathbf{X}_k^{\epsilon_n} \rangle_k$  is a Markov chain and  $\mu^{\epsilon_n}$  is an invariant probability measure of  $\langle \mathbf{X}_k^{\epsilon_n} \rangle_k$ . We then have  $\lim_{n \rightarrow \infty} \mu^{\epsilon_n}(\mathcal{O}) = 1$ , where  $\mathcal{O}$  is any open set containing the Birkhoff center of the dynamical system  $\Phi$  induced by  $\dot{x} \in \mathcal{V}(x)$ .

#### IV. THE LINK TO THE SEMICONTINUOUS DYNAMICS

Our aim is to determine the asymptotic behaviour of the population dynamics (3) as the population size  $N$  approaches infinity. Theorem 1 connects the asymptotic behaviour of the GSAPs to the steady-state behaviour of their associated differential inclusion. Hence, if one shows that firstly, dynamics (3) define a Markov chain and secondly, the collection of the Markov chains indexed by the population size is a GSAP for a good upper semicontinuous differential inclusion, then the results of Theorem 1 can be applied, meaning that the asymptotic behaviour of the population dynamics can be revealed by analyzing the differential inclusion.

In view of (3), the next state of the population dynamics only depends on the current population state and the adopted strategy of and the subpopulation associated with the current active agent. As a result, the sequence of  $\langle \mathbf{x}^N(k) \rangle_k$  is a realization of a Markov chain.

**Proposition 1.** *The sequence  $\langle \mathbf{x}^N(k) \rangle_k$  is a realization of the Markov chain  $\langle \mathbf{X}_k^{\frac{1}{N}} \rangle_k$  with the state space  $\mathcal{X}_{ss} \cap \frac{1}{N}\mathbb{Z}^{p+p'}$ , initial state  $\mathbf{X}_0^{\frac{1}{N}} = \mathbf{x}^N(0)$  and transition probabilities*

$$Pr_{\mathbf{x}^N, \mathbf{y}^N} = \begin{cases} (\rho_p - x_p^N)(2 - s^*(p, \mathbf{x}^N)) & \text{if } \mathbf{y}^N = \frac{1}{N}\mathbf{e}_p + \mathbf{x}^N, \\ x_p^N(s^*(p, \mathbf{x}^N) - 1) & \text{if } \mathbf{y}^N = -\frac{1}{N}\mathbf{e}_p + \mathbf{x}^N, \\ \sum_{p=1}^{p+p'} (x_p^N(2 - s^*(p, \mathbf{x}^N)) & \text{if } \mathbf{y}^N = \mathbf{x}^N, \\ \quad + (\rho_p - x_p^N)(s^*(p, \mathbf{x}^N) - 1)) & \\ 0 & \text{otherwise,} \end{cases} \quad (4)$$

where  $\mathbf{e}_p$  is the  $(p + p')$ -dimensional vector with all elements equal to zero except for its  $p$ th element, which is equal to 1.

For the sake of readability, the proofs of the results are provided in the appendix.

**Definition 5.** *The population dynamics Markov chain is the Markov chain  $\langle \mathbf{X}_k^{\frac{1}{N}} \rangle_k$  with the state space  $\mathcal{X}_{ss} \cap \frac{1}{N}\mathbb{Z}^{p+p'}$ , initial state  $\mathbf{X}_0^{\frac{1}{N}} = \mathbf{x}^N(0)$  and transition probabilities (4).*

**Remark 2.** *We increase the population size  $N$  in a way that the population structure, i.e., the population proportions of the subpopulations  $\rho$  remains unchanged. Hence, the sequence  $\langle N \rangle$  according to which the population size approaches infinity should satisfy  $N\rho \in \mathbb{Z}^{p+p'}$ . We denote the set of such valid population sizes by  $\mathcal{N}$ .*

Now, to apply Theorem 1, we need to show that the collection of  $\langle \langle \mathbf{X}_k^{\frac{1}{N}} \rangle_k \rangle_{N \in \mathcal{N}}$  is a GSAP for a good upper semicontinuous differential inclusion and hence the support of the limit point of its invariant probability measures is determined by the steady-state behavior of that differential inclusion. We claim that  $\langle \langle \mathbf{X}_k^{\frac{1}{N}} \rangle_k \rangle_{N \in \mathcal{N}}$  is a GSAP for the following differential inclusion:

**Definition 6.** *The semicontinuous population dynamics is defined by  $\dot{\mathbf{x}} \in \mathcal{V}(\mathbf{x})$ , where  $\mathcal{V} : \mathcal{X}_{ss} \rightarrow 2^{\mathcal{X}_{ss}}$ , and for  $p \leq p$*

$$\mathcal{V}_p(\mathbf{x}) = \begin{cases} \{\rho_p - x_p\} & \text{if } x < \tau_p, \\ [-x_p, \rho_p - x_p] & \text{if } x = \tau_p, \\ \{-x_p\} & \text{if } x > \tau_p, \end{cases} \quad (5a)$$

and for  $p > p$

$$\mathcal{V}_p(\mathbf{x}) = \begin{cases} \{-x_p\} & \text{if } x < \tau'_{p+p'+1-p}, \\ [-x_p, \rho_p - x_p] & \text{if } x = \tau'_{p+p'+1-p}, \\ \{\rho_p - x_p\} & \text{if } x > \tau'_{p+p'+1-p}, \end{cases} \quad (5b)$$

where  $x = \sum_{p=1}^{p+p'} x_p$ .

The above dynamics are indeed the *mean dynamics* of the discrete population dynamics (3) [19]. The mean dynamic considers the decision-making process as a continuous process with an infinitely large population and  $\dot{x}_p$  describes the rate of change in the population proportion of strategy-A players of subpopulation  $p$ . This equals the expected inflow, that is the rate of change to strategy A minus the expected outflow, that is the rate of change to strategy B:

$$\dot{x}_p \in F_{p,A}(\mathbf{x}) - F_{p,B}(\mathbf{x}), \quad (6)$$

where  $F_{p,A}, F_{p,B} : \mathcal{X}_{ss} \rightarrow 2^{[0, \rho_p]}$ . If the population proportion of strategy-A players is higher (resp. lower) than the threshold of anticoordinating (resp. coordinating) subpopulation  $p$ , then the inflow will be zero, and the outflow equals the current proportion of strategy-A players of subpopulation  $p$ , i.e.,  $\dot{x}_p = -x_p$ . On the contrary, if the population proportion of strategy-A players is lower (resp. higher) than the threshold of anticoordinating (resp. coordinating) subpopulation  $p$ , then the outflow will be zero and the inflow equals the current proportion of strategy B players of subpopulation  $p$ , i.e.,  $\dot{x}_p = \rho_p - x_p$ . When the population proportion of strategy-A players equals the threshold of (anticoordinating or coordinating) subpopulation  $p$ , both strategies A and B are a legitimate choice should there be no tie-breaker, and some may choose strategy A while others may choose strategy B. Therefore, the rate will be bounded by the above two cases, i.e.,  $-x_p$  and  $\rho_p - x_p$ , resulting in the interval  $[-x_p, \rho_p - x_p]$ . If there is a tie-breaker, such as the set-up in this paper, then one of the strategies is preferred, resulting in one of the above two cases, which results in a *selection* of the defined differential inclusion. A *selection* from  $\mathcal{V}(\mathbf{x})$  is a singleton map  $\nu(\mathbf{x}) \in \mathbb{R}^n$  which satisfies  $\nu(\mathbf{x}) \in \mathcal{V}(\mathbf{x})$  for all  $\mathbf{x}$  in  $\mathbb{R}^n$  [41]. That is why the mean dynamics of the discrete population dynamics (3) is sometimes considered as a selection from (5) [37]. It can be easily checked that the differential inclusion (5) satisfies the conditions of good upper semicontinuity.

**Remark 3.** *The equivalent equation to (6) in the context of best-response would be*

$$\dot{\mathbf{x}} \in \mathbf{Br}(\mathbf{x}) - \{\mathbf{x}\}$$

where  $\mathbf{Br} : \mathcal{X}_{ss} \rightarrow 2^{\mathcal{X}_{ss}}$  is the best-response correspondence where  $\mathbf{Br}_p(\mathbf{x})$  returns that population proportion of strategy-A players of subpopulation  $p$  maximizing their utility defined in the game-theoretic context of the linear threshold models (see Remark 1). In the set-up of this paper,  $\mathbf{Br}_p(\mathbf{x}) = \rho_p(2 - s^*(p, \mathbf{x}))$ .

**Lemma 1.** *The collection of  $\langle \langle \mathbf{X}_k^{\frac{1}{N}} \rangle_k \rangle_{N \in \mathcal{N}}$  is a GSAP for (5).*

Based on Lemma 1, the population dynamics (3) define GSAPs for the differential inclusion (5). Hence, in view of



Theorem 1 the support of the limit point of the stationary distributions of (4), as  $N \rightarrow \infty$ , is contained in the Birkhoff center of  $\Phi$  induced by (5). In the next section, we determine the Birkhoff center of  $\Phi$ .

**Remark 4.** The set-up in (1), (2), and (3) is based on a tie-breaking rule [42] where the agents prefer strategy A when the population proportion of A-players equals the agent's threshold, i.e.,  $x^N = \tau(i)$  for every agent  $i$ . However, for other tie-breaking rules, such as when strategy B or the current strategy of the agent is preferred, Lemma 1 remains valid. The reason is that a different tie-breaker will only change  $s^*(\cdot, \cdot)$  and consequently the selection from (5) at  $x = \tau(i)$ . Therefore, investigating the asymptotic behaviour of (5) does reveal that of the discrete population dynamics (3) with such tie-breaking rules as population size approaches infinity.

## V. THE ANALYSIS OF THE SEMICONTINUOUS DYNAMICS

To analyze the semicontinuous dynamics, the equilibrium points of (5) should be characterized. The following subsection provides an intuition for how analyzing the evolution of  $x(t)$  in Definition 6 as the population proportion of strategy-A players helps that of semicontinuous population dynamics.

### A. Intuition and example

**Example 3.** Consider a mixed population of one anticonordinating and two coordinating subpopulations. The thresholds and the population proportions of the subpopulations are respectively as follows:  $(\tau_1, \tau_2, \tau_1') = (0.85, 0.75, 0.35)$  and  $(\rho_1, \rho_2, \rho_1') = (0.6, 0.3, 0.1)$ . The semicontinuous population dynamics are  $\dot{\mathbf{x}} \in \mathcal{V}(\mathbf{x})$ , where  $\mathcal{V} = [\mathcal{V}_1, \mathcal{V}_2, \mathcal{V}_3]^\top$  and

$$\mathcal{V}_1(\mathbf{x}) = \begin{cases} \{0.6 - x_1\} & \text{if } x < 0.85, \\ [-x_1, 0.6 - x_1] & \text{if } x = 0.85, \\ \{-x_1(t)\} & \text{if } x > 0.85, \end{cases} \quad (7a)$$

$$\mathcal{V}_2(\mathbf{x}) = \begin{cases} \{-x_2\} & \text{if } x < 0.75, \\ [-x_2, 0.3 - x_2] & \text{if } x = 0.75, \\ \{0.3 - x_2\} & \text{if } x > 0.75, \end{cases} \quad (7b)$$

$$\mathcal{V}_3(\mathbf{x}) = \begin{cases} \{-x_3\} & \text{if } x < 0.35, \\ [-x_3, 0.1 - x_3] & \text{if } x = 0.35, \\ \{0.1 - x_3\} & \text{if } x > 0.35. \end{cases} \quad (7c)$$

- *Motivation.* To find the equilibrium points, we should find the state populations  $\mathbf{x}^*$  at which  $\mathbf{0} \in \mathcal{V}(\mathbf{x}^*)$ . The combinations of all possible cases for  $\mathcal{V}_1, \mathcal{V}_2$ , and  $\mathcal{V}_3$  should be considered based on the value of  $x$ . So if we already knew the value of  $x$  at equilibrium, we would only need to investigate the in-force case in  $\mathcal{V}_1, \mathcal{V}_2$ , and  $\mathcal{V}_3$  to find  $x_1, x_2, x_3$ , and in turn  $\mathbf{x}$  at equilibrium. Hence, we obtain the dynamics  $x(t)$  as follows.
- *The abstract dynamics.* The thresholds divide the unit interval into four disjoint open intervals, i.e.,  $(0, 0.35)$ ,  $(0.35, 0.75)$ ,  $(0.75, 0.85)$ , and  $(0.85, 1)$ . When  $x \in (0, 0.35)$ ,  $\mathcal{V}(\mathbf{x})$  is a singleton and  $\dot{\mathbf{x}}$  will be equal to  $(0.6 - x_1, -x_2, -x_3)$ . The derivative of  $x$ , will then be

$\dot{x} = 0.6 - x$ . A similar procedure can be applied to the other intervals, resulting in  $\dot{x} \in \mathcal{X}(x)$ , where

$$\mathcal{X}(x) = \begin{cases} \{0.6 - x\} & \text{if } x \in [0, 0.35), \\ [0.6 - x, 0.7 - x] & \text{if } x = 0.35, \\ \{0.7 - x\} & \text{if } x \in (0.35, 0.75), \\ [0.7 - x, 1 - x] & \text{if } x = 0.75, \\ \{1 - x\} & \text{if } x \in (0.75, 0.85), \\ [0.4 - x, 1 - x] & \text{if } x = 0.85, \\ \{0.4 - x\} & \text{if } x \in (0.85, 1]. \end{cases} \quad (8)$$

- *Abstract dynamics' equilibria.* At equilibrium, we have  $0 \in \mathcal{X}(x^*)$ . So we can find the equilibrium by investigating all of the intervals in (8). The first two intervals are equilibrium-free. However, the image of the interval  $(0.35, 0.75)$  under  $\mathcal{X}$  is  $(-0.05, 0.35)$ , which includes zero. Therefore, the abstract dynamics admit an equilibrium point in this interval, which turns out to be  $x_1^* = 0.7$  as  $0 \in \mathcal{X}(0.7)$ . Following the same procedure, we find two additional equilibrium points  $x_2^* = 0.75$  and  $x_3^* = 0.85$  for the abstract dynamics.
- *Population dynamics' equilibria.* In view of (7), the value  $x_1^*$  equals the summation of  $\rho_1$  and  $\rho_1'$ , i.e., the population proportions of those subpopulations whose preferred strategy at  $x_1^*$  is A. Evaluating (7) at  $x = x_1^*$ , we see that  $\mathbf{x}_1^* = (0.6, 0, 0.1)$  is an equilibrium point for the population dynamics.

The point  $x_2^*$  equals the threshold of the coordinating subpopulation 2 and the population state  $\mathbf{x}_2^* = (0.6, 0.05, 0.1)$  is an equilibrium point for (7). At  $\mathbf{x}_2^*$ , except for coordinating subpopulation 2, members of the same subpopulations adopt the same strategy, i.e.,  $x_{2,1}^* = \rho_1$ ,  $x_{2,3}^* = \rho_1'$ . Finally, the point  $x_3^* = 0.85$  equals the anticonordinating subpopulation's threshold and  $\mathbf{x}_3^* = (0.45, 0.3, 0.1)$  is also an equilibrium for the population dynamics. At  $\mathbf{x}_3^*$ , except for the anticonordinating subpopulation, members of the same subpopulations adopt the same strategy, i.e.,  $x_{3,2}^* = \rho_2$ ,  $x_{3,3}^* = \rho_1'$ .

### B. The abstract dynamics.

Example 3 gives us an intuition that it is useful to focus on the evolution of the population proportion of A-players, i.e.,  $x(t)$ , which from now on we refer to as the *abstract state* as it is abstracting away the heterogeneity of the population. Define  $\eta_j'$  (resp.  $\eta_i$ ) as the cumulative population proportion of coordinators (resp. anticonordinating), that is the population proportion of those having thresholds equal to or less (resp. greater) than  $\tau_j'$  (resp.  $\tau_i$ ), i.e.,

$$\eta_j' = \sum_{k=1}^j \rho_k', \quad \eta_i = \sum_{k=1}^i \rho_k,$$

where  $j \in [p']$ ,  $i \in [p]$ , and we define  $\eta_0' = \eta_0 = \eta_{-1} = \eta_{-1}' = 0$ ,  $\eta_{p'+1}' = \eta_{p'+1}' = \eta_p$ ,  $\tau_{p+1} = \tau_0' = 0$ , and  $\tau_0 = \tau_{p'+1}' = 1$ .

**Assumption 1.** *The thresholds of the subpopulations are unique and satisfy the following:*

$$\forall k \in [p] \cup \{0\} \forall l \in [p'] \cup \{0\} (\eta_k + \eta'_l \notin \{\tau_1, \dots, \tau_p, \tau'_1, \dots, \tau'_{p'}\}).$$

In words, it is assumed that the summation of the cumulative population proportion of first  $k$  anticonordinating subpopulations and first  $l$  coordinating subpopulations does not match any of the thresholds for the  $p + p'$  subpopulations. We refer the reader to Remark 5 for consequences of this assumption.

**Proposition 2.** *Consider the semicontinuous dynamics (5). Under Assumption 1, the evolution of the population proportion of A-players  $x(t)$  is governed by*

$$\dot{x} \in \mathcal{X}(x), \quad (9)$$

$$\mathcal{X}(x) = \begin{cases} [\eta_{i-1} + \eta'_j - x, \eta_i + \eta'_j - x] & \text{if } \exists i(x = \tau_i), \\ [\eta_i + \eta'_{j-1} - x, \eta_i + \eta'_j - x] & \text{if } \exists j(x = \tau'_j), \\ \{\eta_i + \eta'_j - x\} & \text{if } \exists i, j(x \in (\max\{\tau'_j, \tau_{i+1}\}, \min\{\tau'_{j+1}, \tau_i\})), \end{cases}$$

where for  $x = \tau_i$ ,  $j$  equals  $\max\{k | \tau'_k < \tau_i\}$  and for  $x = \tau'_j$ ,  $i$  equals  $\max\{k | \tau'_j < \tau_k\}$ .

We refer to (9) as the *abstract dynamics*.

### C. Equilibrium points

Inspired by the definitions in [43] and based on Example 3, we claim that the equilibria of the population dynamics are either *clean-cut* or *ruffled* as defined in the following.

**Definition 7.** *A clean-cut population state, is a population state  $c^{ij}$ ,  $j \in [p']$ ,  $i \in [p]$ , defined by*

$$c^{ij} = (\rho_1, \dots, \rho_i, 0, \dots, 0, \rho'_j, \dots, \rho'_1).$$

The abstract state  $x$  at  $c^{ij}$  is denoted by  $c^{ij} = \eta_i + \eta'_j$ . The state at which no coordinating (resp. anticonordinating) agents adopt strategy A, is denoted by  $c^{i0}$  (resp.  $c^{0j}$ ).

In a clean-cut population state, all members of every subpopulation adopt the same strategy in a way that all coordinating (resp. anticonordinating) subpopulations with thresholds equal to or less (resp. greater) than that of some benchmark coordinating (resp. anticonordinating) subpopulation  $j \in [p']$  (resp.  $i \in [p]$ ) play strategy A and the remaining subpopulations play strategy B.

**Definition 8.** *A ruffled anticonordinator-driven population state is a population state  $a^{ij}$ ,  $j \in [p']$ ,  $i \in [p]$ , defined by*

$$a^{ij} = (\rho_1, \dots, \rho_{i-1}, \tau_i - (\eta'_j + \eta_{i-1}), 0, \dots, 0, \rho'_j, \dots, \rho'_1),$$

where  $j$  equals  $\max\{k | \tau'_k < \tau_i\}$ . The abstract state at  $a^{ij}$  is denoted by  $a^{ij} = \tau_i$ .

In a ruffled anticonordinator-driven population state, the population proportion of strategy-A players equals the threshold of some benchmark anticonordinating subpopulation  $i$  such that all coordinating (resp. anticonordinating) subpopulations with a threshold less (resp. greater) than that of subpopulation  $i$  play strategy A.

**Definition 9.** *A ruffled coordinator-driven population state is a population state  $o^{ij}$ ,  $j \in [p']$ ,  $i \in [p]$ , defined by*

$$o^{ij} = (\rho_1, \dots, \rho_i, 0, \dots, 0, \tau'_j - (\eta'_{j-1} + \eta_i), \rho'_{j-1}, \dots, \rho'_1),$$

where  $i = \max\{k \in [p] | \tau'_j < \tau_k\}$ . The abstract state at  $o^{ij}$  is denoted by  $o^{ij} = \tau'_j$ .

In a ruffled coordinator-driven population state, the population proportion of strategy-A players equals the threshold of some benchmark coordinating subpopulation  $j$  such that all coordinating (resp. anticonordinating) subpopulations with a threshold less (resp. greater) than that of subpopulation  $j$  play strategy A.

In Example 3,  $x_1^*$  (resp.  $x_1^*$ ) is a clean-cut equilibrium point for (7) (resp. (8)) and equals  $c^{11}$  (resp.  $c^{11}$ ), and  $x_3^*$  (resp.  $x_3^*$ ) is a ruffled anticonordinator-driven equilibrium point for (7) (resp. (8)) and equals  $a^{12}$  (resp.  $a^{12}$ ). Finally,  $x_2^*$  (resp.  $x_2^*$ ) is a ruffled coordinator-driven equilibrium point for (7) (resp. (8)) and equals  $o^{12}$  (resp.  $o^{12}$ ). From now on, for the sake of readability, we drop the word ‘‘ruffled’’ and simply say ‘‘(anti)coordinator-driven.’’ The following lemma proves that the equilibria of the semicontinuous population and abstract dynamics are one of these three population states.

**Lemma 2.** *The following hold under Assumption 1:*

- 1) *The equilibrium points of the dynamics (5) and (9) are either clean-cut, anticonordinator-driven or coordinator-driven population states.*
- 2)  *$c^{ij}$  (resp.  $c^{ij}$ ) is an equilibrium of (9) (resp. (5)) iff*

$$\max\{\tau_{i+1}, \tau'_j\} < \eta'_j + \eta_i < \min\{\tau_i, \tau'_{j+1}\}. \quad (10)$$

- 3)  *$a^{ij}$  (resp.  $a^{ij}$ ) is an equilibrium (9) (resp. (5)) iff*

$$0 < \tau_i - (\eta'_j + \eta_{i-1}) < \rho_i. \quad (11)$$

- 4)  *$o^{ij}$  (resp.  $o^{ij}$ ) is an equilibrium (9) (resp. (5)) iff*

$$\eta_i + \eta'_{j-1} < \tau'_j < \eta_i + \eta'_j. \quad (12)$$

According to Lemma 2, for every equilibrium of the semicontinuous population dynamics, e.g.,  $c^{ij}$ , there is exactly one associated equilibrium in the abstract dynamics, i.e.,  $c^{ij}$ .

### D. Global stability analysis

The abstract dynamics and in turn the semicontinuous population dynamics may admit several clean-cut, anticonordinator-driven, or coordinator-driven equilibrium points. Denote the set of clean-cut, anticonordinator-driven, and coordinator-driven equilibrium points of the semicontinuous population dynamics by  $\mathcal{Q}^c$ ,  $\mathcal{Q}^a$ , and  $\mathcal{Q}^o$ , respectively. When there is no equilibrium point of either type, the corresponding set will be empty. Assume that there are altogether  $Q \in \mathbb{N}$  equilibrium points of clean-cut or anticonordinator-driven type. Arrange the clean-cut or anticonordinator-driven equilibrium points of the semicontinuous population dynamics (5) in the ascending order of their associated equilibrium points in the abstract dynamics. Hence, we have

$$q_1^* < q_2^* < \dots < q_Q^*,$$

where  $q_k^*$  is the abstract state at  $\mathbf{q}_k^* \in \mathcal{Q}^a \cup \mathcal{Q}^c$  for  $k \in [\mathbb{Q}]$ . A set  $\mathcal{M} \subseteq \mathcal{X}_{ss}$  is *attractive* under differential inclusion (16) from a set  $\mathcal{U} \subseteq \mathcal{X}_{ss}$  if for each solution  $\mathbf{x}(t)$  with  $\mathbf{x}(0) \in \mathcal{U}$  and each open  $\epsilon$ -neighborhood of  $\mathcal{M}$ , there exists time  $T > 0$  such that  $\mathbf{x}(t)$  falls in  $\epsilon$ -neighborhood of  $\mathcal{M}$  for all  $t \geq T$  [44]. The union of all sets in  $\mathcal{X}_{ss}$  from which  $\mathcal{M}$  is attractive under differential inclusion  $\mathcal{V}$  is the *basin of attraction* of  $\mathcal{M}$  under  $\mathcal{V}$  [44]. The following theorem reveals the global behaviour of the semicontinuous population dynamics.

According to Lemma A 1, in the abstract dynamics, between every two antioordinator-driven and/or clean-cut equilibria  $q_k^*$  and  $q_{k+1}^*$ ,  $k \in [\mathbb{Q} - 1]$ , there exists exactly one coordinator-driven equilibrium, which we denote by  $q_{k,k+1}^*$ . The associated equilibrium in the semicontinuous dynamics is denoted by  $\mathbf{q}_{k,k+1}^*$ . Define  $q_{0,1}^* = 0$  and  $q_{\mathbb{Q},\mathbb{Q}+1}^* = 1$ .

**Theorem 2.** *Consider the semicontinuous population dynamics (5) and its associated abstract dynamics (9). Under Assumption 1,*

- 1) *Each  $\mathbf{q}_{k-1,k}^*$ ,  $k \in \{2, \dots, \mathbb{Q}\}$ , is unstable, and each  $\mathbf{q}_k^*$ ,  $k \in [\mathbb{Q}]$ , is asymptotically stable with the basin of attraction*

$$\mathcal{A}(\mathbf{q}_k^*) = \{\mathbf{x} \in \mathcal{X}_{ss} | \mathbf{x} \in (q_{k-1,k}^*, q_{k,k+1}^*)\}.$$

- 2) *The limit set of every point in  $\{\mathbf{x} \in \mathcal{X}_{ss} | \mathbf{x} = q_{k,k+1}^*\}$  for  $k \in [\mathbb{Q} - 1]$  is  $\{\mathbf{q}_k^*, \mathbf{q}_{k+1}^*, \mathbf{q}_{k,k+1}^*\}$ .*

Indeed it can be shown that the clean-cut equilibrium points are exponentially asymptotically stable and the antioordinator-driven equilibrium points are finite-time stable.

**Corollary 1.** *Under Assumption 1, for the semicontinuous population dynamics (5) and the associated abstract dynamics (9),*

- 1) *there exists at least one clean-cut or antioordinator-driven equilibrium point;*
- 2) *if the dynamics admit only one equilibrium point, it is globally asymptotically stable.*

*E. The Birkhoff center of the semicontinuous population dynamics*

The following proposition determines the Birkhoff center of the dynamical system induced by (5).

**Proposition 3.** *If Assumption 1 holds, the Birkhoff center of the dynamical system induced by the semicontinuous population dynamics (5) is*

$$BC_M = \mathcal{Q}^c \cup \mathcal{Q}^a \cup \mathcal{Q}^o. \quad (13)$$

The following corollaries are direct results of Proposition 3 and determine the Birkhoff center of the dynamical system induced by the semicontinuous population dynamics capturing the behaviour of a population of exclusively coordinators and exclusively antioordinators, respectively.

**Corollary 2.** *If Assumption 1 holds, the Birkhoff center of the semicontinuous population dynamics of a population of exclusively coordinators is*

$$BC_C = \mathcal{Q}^c \cup \mathcal{Q}^o. \quad (14)$$

As for the population of antioordinators, the result would be  $BC_A = \mathcal{Q}^a \cup \mathcal{Q}^c$ . However, in this case, these sets can be simplified as it can be shown that there is only one equilibrium (Corollary 1) and it is either a clean-cut or ruffled antioordinator-driven. We summarize this possibility into the following state:

$$\mathbf{q} = (\rho_1, \dots, \rho_{p-1}, \min\{\tau_p - \eta_{p-1}, \rho_p\}, 0, \dots, 0).$$

In view of Lemma 2, the condition for the existence of this equilibrium would be  $\eta_{p-1} < \tau_p$  and  $\tau_{p+1} < \eta_p$ .

**Corollary 3.** *If Assumption 1 holds, the Birkhoff center of the semicontinuous population dynamics describing the evolution of an exclusive population of  $p$  types of antioordinators is*

$$BC_A = \{\mathbf{q}\}. \quad (15)$$

So far, the steady-state behaviour of the semicontinuous population dynamics (5) was determined. The following section determines the asymptotic behaviour of the discrete population dynamics (3) as the population size approaches infinity.

## VI. THE ASYMPTOTIC BEHAVIOUR OF THE DISCRETE POPULATION DYNAMICS

The following theorem asserts the main result of this paper.

**Theorem 3.** *Consider the discrete population dynamics for a population size  $N$  (3). Let  $\mu_{\frac{1}{N}}$  be an invariant probability measure of the corresponding population dynamics Markov chain. Under Assumption 1, for every vanishing sequence  $\langle \frac{1}{N} \rangle_{N \in \mathcal{N}}$  we have  $\lim_{\frac{1}{N} \rightarrow 0} \mu_{\frac{1}{N}}(\mathcal{O}) = 1$  where  $\mathcal{O}$  is any open set containing*

- $BC_M$  if the population is a mixture of coordinating and antioordinating subpopulations;
- $BC_A$  if the population consists of antioordinating subpopulations;
- $BC_C$  if the population consists of coordinating subpopulations.

In words, consider a population of coordinators and antioordinators who update their decisions asynchronously based on (1) and (2), respectively. As the population size approaches infinity, the population state almost surely only visits the states close to the equilibria. Consequently, the length of the possible perpetual fluctuations in the population proportion of A-players will converge to zero. This results in the following corollary.

**Corollary 4.** *Consider the population dynamics (3). Under Assumption 1, and starting from a specified initial condition, as the population size approaches infinity, the length of the fluctuations in the population proportion of A-players converges to zero with probability one.*

Nevertheless, we can still have perpetual fluctuations (with nonzero probability), but the length of the fluctuations will vanish with the population size almost surely. Roughly speaking, the state if does not equilibrate will reach a non-singleton minimally positively invariant set, but for “large” populations most of the time in the long run will spend “close” to the isolated members of the Birkhoff center.

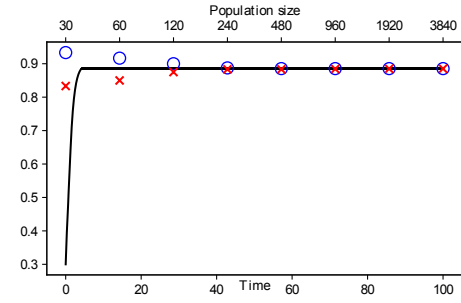


**Remark 5.** Assumption 1 ensures that  $\mathcal{Q}^c$ ,  $\mathcal{Q}^a$ , and  $\mathcal{Q}^o$  are distinct. Otherwise, the following possible cases may happen: (i) The threshold of benchmark anticonducting subpopulation  $i$  equals  $\eta'_j + \eta_{i-1}$  (resp.  $\eta'_j + \eta_i$ ). In this case, following the approach taken in the proofs of Lemma 2 and Theorem 2, it can be shown that the equilibria  $\mathbf{a}^{ij}$  and  $\mathbf{c}^{(i-1)j}$  (resp.  $\mathbf{c}^{ij}$ ) match and remain stable. (ii) The threshold of benchmark coordinating subpopulation  $j$  equals  $\eta'_{j-1} + \eta_i$  (resp.  $\eta'_j + \eta_i$ ). In this case, following the approach taken in the proofs of Lemma 2 and Theorem 2, it can be shown that the equilibria  $\mathbf{o}^{ij}$  and  $\mathbf{c}^{i(j-1)}$  (resp.  $\mathbf{c}^{ij}$ ) match, resulting in an unstable equilibrium. (iii) The threshold of benchmark coordinating subpopulation  $j$  equals that of benchmark anticonducting subpopulation  $i$ . In this case, the point  $x = \tau_i$  is an equilibrium for the abstract dynamics if  $\tau_i \in [\eta_{i-1} + \eta'_{j-1}, \eta_i + \eta'_j]$ . Following the approach taken in the proof of Theorem 2, it can be shown that if  $\tau_i \in (\eta_{i-1} + \eta'_j, \eta_i + \eta'_{j-1})$ , it is asymptotically stable, and unstable otherwise. In this case a continuum of equilibria  $\mathbf{z}^{ij}$  emerges for the semicontinuous population dynamics. This continuum is characterized by  $\mathcal{Z} = \{\mathbf{x} \in \mathcal{X}_{ss} | \forall l \notin \{i, p + p' - j + 1\}, z_l^{ij} = a_l^{ij}, z_i^{ij} + z_{p+p'-j+1}^{ij} = \tau_i - (\eta_{i-1} + \eta'_{j-1})\}$ . In words, all members of those coordinating subpopulations with thresholds less (resp. greater) than  $\tau'_j$  play strategy A (resp. B), and all members of those anticonducting subpopulations with thresholds less (resp. greater) than  $\tau_j$  play strategy B (resp. A). The proportions of strategy A players in the two benchmark subpopulations add up to  $\tau_i - (\eta_{i-1} + \eta'_{j-1})$ . The Birkhoff center will then also contain  $\mathcal{Z}$ . The population proportion of strategy-A players is constant at  $\mathcal{Z}$  and consequently, the length of the fluctuations in the population proportion of strategy-A players in the discrete population dynamics vanished with probability one.

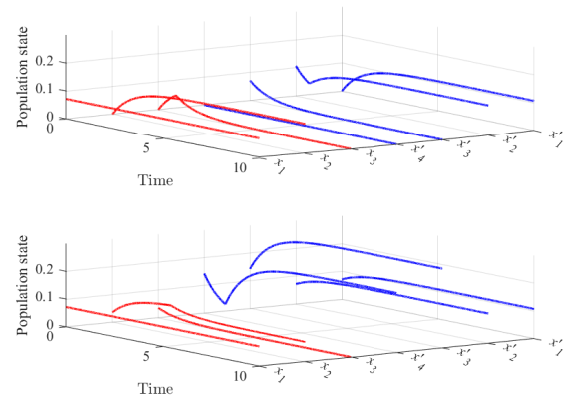
**Revisiting Example 2.** Consider the associated semicontinuous population dynamics with the finite population dynamics introduced in Example 2. Based on Lemma 2, the mean dynamics admit only one equilibrium point at  $x = \tau_1$  which is an anticonductor-driven equilibrium point. Therefore, according to Corollary 1 this equilibrium point is globally asymptotically stable. Figure 3 depicts the evolution of population proportion of strategy-1 players merged with Figure 1. As seen,  $x(t)$  approaches  $\tau_1$ . The chattering observed in the solid black line is due to the numerical errors.

**Example 4.** Consider a population of size  $N$  consisting of four coordinating and three anticonducting subpopulations. The population distribution over the subpopulations is  $\boldsymbol{\rho} = (2/28, 3/28, 3/28, 6/28, 8/28, 3/28, 3/28)$ . The thresholds of the anticonducting subpopulations are  $\tau_1 = 0.929$ ,  $\tau_2 = 6/7$ ,  $\tau_3 = 0.357$ , and those of coordinators are  $\tau'_1 = 0.05$ ,  $\tau'_2 = 0.321$ ,  $\tau'_3 = 0.5$ ,  $\tau'_4 = 0.643$ . When the population size  $N$  equals 28 or 56 (which is the next larger valid size), the population proportion of A-players either reaches  $x^N = 11/28$  and remains there or fluctuates around  $x^N = 6/7$ . However, for larger populations, the fluctuation disappears.

**Semicontinuous population dynamics.** In view of Lemma 2, the semicontinuous population dynamics associated with the described discrete population dynamics admit three equilibrium points; one clean-cut equilibrium point  $\mathbf{c}^{22}$  at



**Fig. 3: The associated abstract state with the discrete population dynamics described in Example 2 approaches  $\tau_1$ .** The black solid line represents the evolution of the abstract state over time. The circles and crosses represent the upper and lower bounds of the invariant sets for different population sizes.



**Fig. 4: Example 4. The solution of the semicontinuous population dynamics for two different initial conditions.** The upper panel shows the evolution of the population state which converges to clean-cut equilibrium point  $\mathbf{c}^{22} = (2, 3, 0, 0, 0, 3, 3)/28$  and the lower one depicts the evolution of the population state converging to the anticonductor-driven equilibrium point  $\mathbf{a}^{24} = (2, 2, 0, 6, 8, 3, 3)/28$ , where the corresponding population proportion of A-players equals  $\tau_2 = 6/7$ . The observed non-smoothness in the evolution of some subpopulations is due to the change in their preferred strategy. For example, in the upper panel, at time zero, the abstract state is below  $\tau'_2$  (resp.  $\tau_3$ ) resulting in  $\dot{x}'_2 < 0$  ( $\dot{x}_3 > 0$ ). As abstract state increases and exceeds  $\tau'_2$  (resp.  $\tau_3$ ), the preferred strategy of coordinating (resp. anticonducting) subpopulation 2 (resp. 3) changes to A (resp. B) yielding  $\dot{x}'_2 > 0$  (resp.  $\dot{x}_3 < 0$ ).

$(2/28, 3/28, 0, 0, 0, 3/28, 3/28)$  with the corresponding abstract state  $\mathbf{c}^{22}$  equals  $11/28$ , one anticonductor-driven equilibrium point  $\mathbf{a}^{24}$  at  $(2/28, 2/28, 0, 6/28, 8/28, 3/28, 3/28)$  with the corresponding abstract state  $\mathbf{a}^{24}$  equal to  $6/7$ , and one coordinator-driven equilibrium point  $\mathbf{o}^{23}$  at  $(2/28, 3/28, 0, 0, 3/28, 3/28, 3/28)$  with the corresponding abstract state  $\mathbf{o}^{23}$  equal to the threshold of coordinating subpopulation 3, 0.5. According to Theorem 2, except for a set of initial conditions of measure zero, the population state converges to either of  $\mathbf{c}^{22}$  or  $\mathbf{a}^{24}$ , depending on the initial condition—Figure 4. As for the discrete population dynamics, the observed fluctuations are around  $\mathbf{a}^{24}$ . In addition, the equilibrium state at  $x^N = 11/28$  preserves as the population size grows and is indeed equal to  $\mathbf{c}^{22}$ .

## VII. CONCLUDING REMARKS

We analyzed the asymptotic behavior of a well-mixed finite heterogeneous population of agents playing binary games when the population size approaches infinity. We utilized the available results linking the stationary measures of the Markov chain corresponding to this discrete population dynamics and the steady-state behaviour of the associated semicontinuous mean dynamics. We then showed that the fluctuations in the finite mixed population of coordinators and anticoncoordinators likely do not persist with the population size (Figure 2).

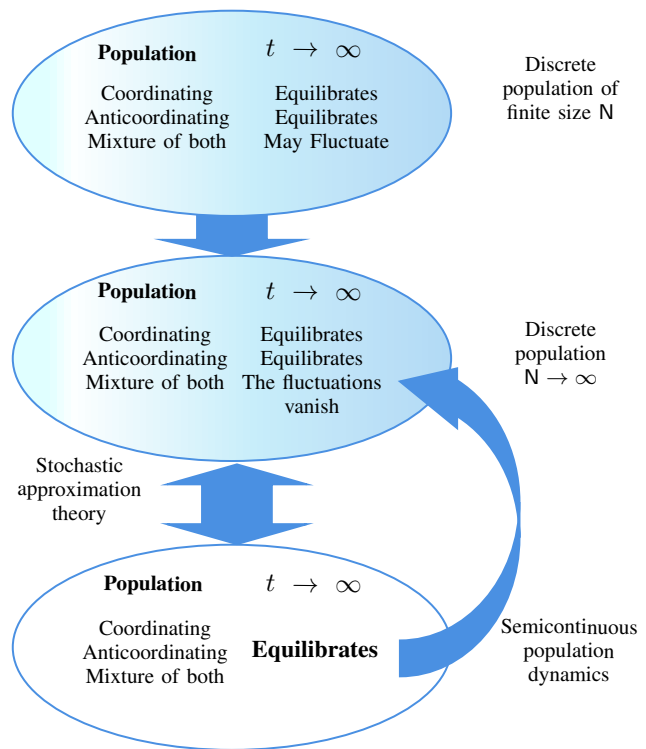
The convergence result of the semicontinuous population dynamics for exclusive populations of anticoncoordinators, i.e., Corollary 3, matches that of the discrete dynamics [15] where the population state was proven to always reach the clean-cut equilibrium  $q$  or reach the set of two ruffled states (that are not possible here due to the continuity of the state space of the semicontinuous population dynamics). Similarly, the convergence result of the semicontinuous population dynamics for exclusive populations of coordinators, i.e., Corollary 2, matches that of the discrete dynamics [14] where the population state was proven to always equilibrate. Moreover, the equilibria of the discrete and semicontinuous dynamics match.

In addition, the stability of clean-cut equilibrium points of semicontinuous population dynamics matches that of the discrete dynamics [45]. However, the stability of the ruffled types has not been investigated in the discrete population.

In case of the fluctuations, in all of the examples, we observed that the interval defined by the minimum and maximum of the ratio of strategy A-players in the same population and for a fixed initial condition and different activation sequence contains an anticoncoordinator-driven equilibrium point of the abstract dynamics. Moreover, as the population size grows, the interval shrinks. It remains yet unknown whether this observation holds true always for every population and whether ruffled anticoncoordinator-driven equilibria are necessary for the existence of minimal positively invariant sets in the finite discrete populations. The difficulty partly arises from the inherent challenge of characterizing the positively invariant sets and length of the fluctuations. Although [18, Corollary 6] provides bounds on the fluctuations, it still requires the benchmark subpopulations to be known, which appears to be an unsolved complicated problem. The result of this paper holds true in a well-mixed population. Whether a similar result can be obtained for structured populations, such as k-regular networks, is an open question. In this regard, approaches similar to those in [31] might work.

## REFERENCES

- [1] Z. Cao, H. Gao, X. Qu, M. Yang, and X. Yang, “Fashion, cooperation, and social interactions,” *PLoS One*, vol. 8, no. 1, p. e49441, 2013.
- [2] H. Blanton, A. E. Stuart, and R. J. Van den Eijnden, “An introduction to deviance-regulation theory: The effect of behavioral norms on message framing,” *Personality and Social Psychology Bulletin*, vol. 27, no. 7, pp. 848–858, 2001.
- [3] G. Como, S. Durand, and F. Fagnani, “Optimal targeting in super-modular games,” *IEEE Transactions on Automatic Control*, vol. 67, no. 12, pp. 6366–6380, 2022.
- [4] L. Arditì, G. Como, F. Fagnani, and M. Vanelli, “Equilibria and learning dynamics in mixed network coordination/anti-coordination games,” in *2021 60th IEEE Conference on Decision and Control (CDC)*, 2021, pp. 4982–4987.



**Fig. 2: [Revisit]-The connection between the asymptotic behaviour of finite populations of interacting agents evolving based on (3) and their associated semicontinuous population dynamics (5) based on Stochastic approximation theory.** As population size approaches infinity, the length of the fluctuations in the population proportion of strategy-A players vanishes with probability 1.

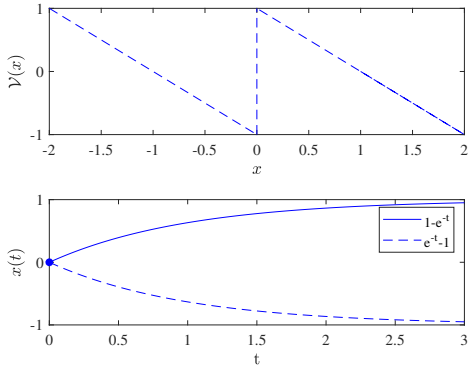
- [5] M. Granovetter, “Threshold models of collective behavior,” *American journal of sociology*, vol. 83, no. 6, pp. 1420–1443, 1978.
- [6] Y. Zhu, C. Xia, and Z. Chen, “Nash equilibrium in iterated multiplayer games under asynchronous best-response dynamics,” *IEEE Transactions on Automatic Control*, vol. 68, no. 9, pp. 5798–5805, 2023.
- [7] Y. Zhu, Z. Zhang, C. Xia, and Z. Chen, “Equilibrium analysis and incentive-based control of the anticoncoordinating networked game dynamics,” *Automatica*, vol. 147, p. 110707, 2023.
- [8] S. Arefizadeh, S. Arefizadeh, S. R. Etesami, and S. Bolouki, “Robustness of dynamics in games: A contraction mapping decomposition approach,” *Automatica*, vol. 155, p. 111142, 2023.
- [9] P. Guo, Y. Wang, and H. Li, “Algebraic formulation and strategy optimization for a class of evolutionary networked games via semi-tensor product method,” *Automatica*, vol. 49, no. 11, pp. 3384–3389, 2013.
- [10] D. Cheng, “On finite potential games,” *Automatica*, vol. 50, no. 7, pp. 1793–1801, 2014.
- [11] J.-E. Feng, Y. Li, S. Fu, and H. Lyu, “New method for disturbance decoupling of boolean networks,” *IEEE Transactions on Automatic Control*, vol. 67, no. 9, pp. 4794–4800, 2022.
- [12] C. Li, A. Li, Y. Wu, and L. Wang, “Logical dynamic games: Models, equilibria, and potentials,” *IEEE Transactions on Automatic Control*, pp. 1–15, 2024.
- [13] M. Vanelli, L. Arditì, G. Como, and F. Fagnani, “On games with coordinating and anti-coordinating agents,” *IFAC-PapersOnLine*, vol. 53, no. 2, pp. 10975–10980, 2020.
- [14] P. Ramazi and M. Cao, “Convergence of linear threshold decision-making dynamics in finite heterogeneous populations,” *Automatica*, vol. 119, p. 109063, 2020.
- [15] —, “Asynchronous decision-making dynamics under best-response update rule in finite heterogeneous populations,” *IEEE Transactions on Automatic Control*, vol. 63, no. 3, pp. 742–751, 2018.
- [16] M. Grabisch and F. Li, “Anti-conformism in the threshold model of collective behavior,” *Dynamic Games and Applications*, vol. 10, no. 2, pp. 444–477, 2020.
- [17] M. Grabisch, A. Poindron, and A. Rusinowska, “A model of anonymous

- influence with anti-conformist agents,” *Journal of Economic Dynamics and Control*, vol. 109, p. 103773, 2019.
- [18] P. Ramazi and M. H. Roohi, “Characterizing oscillations in heterogeneous populations of coordinators and anticonformists,” *Automatica*, vol. 154, p. 111068, 2023.
- [19] W. H. Sandholm, *Population games and evolutionary dynamics*. MIT press, 2010.
- [20] B. Nowak and K. Sznajd-Weron, “Homogeneous symmetrical threshold model with nonconformity: Independence versus anticonformity,” *Complexity*, vol. 2019, no. 1, p. 5150825, 2019.
- [21] G. Como, F. Fagnani, and L. Zino, “Imitation dynamics in population games on community networks,” *IEEE Transactions on Control of Network Systems*, vol. 8, no. 1, pp. 65–76, 2021.
- [22] D. Madoe and C. Mocenni, “Game interactions and dynamics on networked populations,” *IEEE Transactions on Automatic Control*, vol. 60, no. 7, pp. 1801–1810, 2015.
- [23] M. A. Mabrok, “Passivity analysis of replicator dynamics and its variations,” *IEEE Transactions on Automatic Control*, vol. 66, no. 8, pp. 3879–3884, 2021.
- [24] P. Ramazi and M. Cao, “Global convergence for replicator dynamics of repeated snowdrift games,” *IEEE Transactions on Automatic Control*, vol. 66, no. 1, pp. 291–298, 2021.
- [25] J. Hofbauer, “Stability for the best response dynamics,” *Technical Report*, 1995, university of Vienna.
- [26] R. Golman and S. E. Page, “Basins of attraction and equilibrium selection under different learning rules,” *Journal of evolutionary economics*, vol. 20, no. 1, pp. 49–72, 2010.
- [27] B. Swenson, R. Murray, and S. Kar, “On best-response dynamics in potential games,” *SIAM Journal on Control and Optimization*, vol. 56, no. 4, pp. 2734–2767, 2018.
- [28] U. Berger, “Two more classes of games with the continuous-time fictitious play property,” *Games and Economic Behavior*, vol. 60, no. 2, pp. 247–261, 2007.
- [29] G. Theodorakopoulos, J.-Y. Le Boudec, and J. S. Baras, “Selfish response to epidemic propagation,” *IEEE Transactions on Automatic Control*, vol. 58, no. 2, pp. 363–376, 2012.
- [30] W. S. Rossi, G. Como, and F. Fagnani, “Threshold models of cascades in large-scale networks,” *IEEE Transactions on Network Science and Engineering*, vol. 6, no. 2, pp. 158–172, 2019.
- [31] C. Ravazzi, G. Como, M. Garetto, E. Leonardi, and A. Tarable, “Asynchronous semianonymous dynamics over large-scale networks,” *SIAM Journal on Applied Dynamical Systems*, vol. 22, no. 2, pp. 1300–1343, 2023.
- [32] S. Pei, R. Cressman, and B. Zhang, “Dynamic games on networks with heterogeneous players,” *Boyu, Dynamic Games on Networks with Heterogeneous Players*, 2022.
- [33] M. Benaïm, J. Hofbauer, and S. Sorin, “Stochastic approximations and differential inclusions,” *SIAM Journal on Control and Optimization*, vol. 44, no. 1, pp. 328–348, 2005.
- [34] M. Benaïm, “Recursive algorithms, urn processes and chaining number of chain recurrent sets,” *Ergodic Theory and Dynamical Systems*, vol. 18, no. 1, pp. 53–87, 1998.
- [35] M. Benaïm and J. W. Weibull, “Deterministic approximation of stochastic evolution in games,” *Econometrica*, vol. 71, no. 3, pp. 873–903, 2003.
- [36] M. Benaïm and J. Weibull, “Mean-field approximation of stochastic population processes in games,” *hal-00435515*, 2009.
- [37] G. Roth and W. H. Sandholm, “Stochastic approximations with constant step size and differential inclusions,” *SIAM Journal on Control and Optimization*, vol. 51, no. 1, pp. 525–555, 2013.
- [38] P. Ramazi, J. Riehl, and M. Cao, “Networks of conforming or nonconforming individuals tend to reach satisfactory decisions,” *Proceedings of the National Academy of Sciences*, vol. 113, no. 46, pp. 12985–12990, 2016.
- [39] Y. Ibuka, M. Li, J. Vietri, G. B. Chapman, and A. P. Galvani, “Free-riding behavior in vaccination decisions: an experimental study,” *PloS one*, vol. 9, no. 1, p. e87164, 2014.
- [40] J. Seanehia, C. Treibich, C. Holmberg, J. Müller-Nordhorn, V. Casin, J. Raude, and J. E. Mueller, “Quantifying population preferences around vaccination against severe but rare diseases: A conjoint analysis among french university students, 2016,” *Vaccine*, vol. 35, no. 20, pp. 2676–2684, 2017.
- [41] G. V. Smirnov, *Introduction to the Theory of Differential Inclusions*. American Mathematical Soc., 2002, vol. 41.
- [42] N. Sakhaei, Z. Maleki, and P. Ramazi, “Equilibration analysis and control of coordinating decision-making populations,” *IEEE Transactions on Automatic Control*, vol. 69, no. 8, pp. 5065–5080, 2024.
- [43] P. Ramazi and M. Cao, “Asynchronous decision-making dynamics under best-response update rule in finite heterogeneous populations,” *IEEE Transactions on Automatic Control*, vol. 63, no. 3, pp. 742–751, 2017.
- [44] C. G. Mayhew and A. R. Teel, “On the topological structure of attraction basins for differential inclusions,” *Systems & Control Letters*, vol. 60, no. 12, pp. 1045–1050, 2011.
- [45] H. Le, A. Aghaeyan, and P. Ramazi, “Heterogeneous mixed populations of conformists, nonconformists, and imitators,” *IEEE Transactions on Automatic Control*, vol. 69, no. 5, pp. 3373–3380, 2024.
- [46] A. Klappenecker, “Markov chains,” *Texas AM University, Texas*, 2018.
- [47] S. Meyn and R. L. Tweedie, *Markov chains and stochastic stability; 2nd ed.*, ser. Cambridge Mathematical Library. Leiden: Cambridge Univ. Press, 2009.
- [48] M. Tehranchi, “Introduction to probability,” 2006. [Online]. Available: <https://www.statslab.cam.ac.uk/~mike/probability/chapter1-2.pdf>
- [49] A. Klenke, *Probability theory: a comprehensive course*. Springer Science & Business Media, 2013.
- [50] J. Cortes, “Discontinuous dynamical systems,” *IEEE Control systems magazine*, vol. 28, no. 3, pp. 36–73, 2008.
- [51] M. H. H. Kani, M. J. Yazdanpanah, and A. H. Markazi, “Stability analysis of a class of uncertain switched time-delay systems with sliding modes,” *International Journal of Robust and Nonlinear Control*, vol. 29, no. 1, pp. 19–42, 2019.
- [52] H. Chen, P. Hu, X. Zhu, and L. Chen, “Small-signal stability analysis and control of stochastic time-variant power system through differential inclusion theory,” *IET Generation, Transmission & Distribution*, vol. 13, no. 8, pp. 1423–1431, 2019.
- [53] S. Lalley, “Markov chains,” 2018. [Online]. Available: <http://galton.uchicago.edu/~lalley/Courses/383/index.html>

#### APPENDIX-BASIC DEFINITIONS

For a sequence  $\langle \epsilon_k \rangle = \epsilon_0, \epsilon_1, \dots$  and function  $x$ , we denote the sequence  $x(\epsilon_0), x(\epsilon_1), \dots$  by  $\langle x^\epsilon \rangle$ . The notation  $\langle x^\epsilon \rangle_{\epsilon > 0}$  emphasizes that the sequence  $\langle \epsilon_k \rangle$  is positive. A sequence of functions  $x_0(\epsilon), x_1(\epsilon), \dots$  is denoted by  $\langle x_k^\epsilon \rangle_k$ . The index is dropped when it can be inferred from the context. A sequence  $\langle \epsilon_k \rangle$  of positive constants that converges to zero is called *vanishing*.

The following is mainly adopted from [46]. A *discrete time stochastic process*  $\langle \mathbf{X}_k \rangle$  is a sequence of random variables indexed by  $k \in \mathbb{Z}_{\geq 0}$ , where  $\mathbf{X}_k$  is the *state of the stochastic process*. A *Markov chain* is a discrete time stochastic process  $\langle \mathbf{X}_k \rangle$  where  $\mathbf{X}_{k+1}$  is independent of the states  $\mathbf{X}_{k-1}, \dots, \mathbf{X}_0$  given  $\mathbf{X}_k$ . A Markov chain is *finite* if the space over which the states are defined, denoted by  $\mathcal{S}$ , is finite. The transition probabilities of a Markov chain is denoted by  $\Pr_{x,y}$  which represents the probability of reaching  $y$  at index  $k+1$  given that the state at index  $k$  is equal to  $x$ , i.e.,  $\Pr_{x,y} = \mathbb{P}[\mathbf{X}_{k+1} = y | \mathbf{X}_k = x]$ . The transition matrix  $\mathbf{P} = [\Pr_{x,y}]$  is defined accordingly. A Markov chain is *homogeneous* if its transition probabilities are time independent. The *invariant probability measure* for a Markov chain with transition matrix  $\mathbf{P}$  is a probability measure satisfying  $\mu(x) = \sum_{y \in \mathcal{S}} P_{y,x} \mu(y)$ . A *realization* of a Markov chain lies in a space constructed by a countable product  $\prod_{i=0}^{\infty} \mathcal{S}_i$ , where each  $\mathcal{S}_i$  is a copy of  $\mathcal{S}$  equipped with a copy of the  $\sigma$ -algebra of  $\mathcal{S}$  [47]. Intuitively, a realization of a Markov chain is a set of values of  $\mathbf{X}_0, \mathbf{X}_1, \dots$ , which are generated based on the transition matrix  $\mathbf{P}$ . We say that an event  $A$  happens almost surely if it happens with probability one, i.e.,  $\mathbb{P}(A) = 1$  [48]. This well-known definition is motivated by events  $A$  whose complement  $A^c$  are non-empty, i.e.,  $A^c \neq \emptyset$ , but have a zero measure, i.e.,  $\mathbb{P}(A^c) = 0$ . A sequence of probability measures  $\langle \mu_k \rangle_{k \in \mathbb{Z}_{\geq 0}}$  defined on  $\mathcal{S}$  converges weakly to a probability measure  $\mu$  if



**Fig. 3: Example A 1.** The upper panel represents the set-valued map  $\mathcal{V}(x)$ . The lower panel represents three solutions of  $\dot{x}(t) \in \mathcal{V}(x)$  with 0 as the initial state, i.e.,  $0$ ,  $e^{-t} - 1$ , and  $1 - e^{-t}$ .

for any bounded continuous function  $f : \mathcal{S} \rightarrow \mathbb{R}$ , we have  $\int f d\mu_k \xrightarrow{k \rightarrow \infty} \int f d\mu$  [49].

A differential inclusion is defined by

$$\dot{x}(t) \in \mathcal{V}(x(t)), \quad (16)$$

where  $\mathcal{V} \subset \mathbb{R}^n$  is a set-valued map specifying a set of evolution at each point  $x \in \mathbb{R}^n$ . A Caratheodory solution of (16) on  $[0, t_1] \subset \mathbb{R}_{\geq 0}$  is an absolutely continuous map  $x^o : [0, t_1] \rightarrow \mathbb{R}^n$  such that for almost all  $t \in [0, t_1]$ ,  $\dot{x}^o(t) \in \mathcal{V}(x^o(t))$  [50]. From now on, by a solution of (16), we mean its Caratheodory solution. Robotic manipulators interacting with objects, high-speed supercavitation vehicles, and power systems can be well modeled and analyzed within the framework of differential inclusions [50]–[52]. A point  $x^* \in \mathbb{R}^n$  that satisfies  $0 \in \mathcal{V}(x^*)$  is an equilibrium of (16) [50]. The set-valued dynamical system induced by the differential inclusion (16) is denoted by  $\Phi(x_0)$  and defined as the set of all solutions of (16) with initial condition  $x_0$  [37].

**Example A 1.** Consider the scalar differential inclusion (16) with  $x \in \mathbb{R}$  and

$$\mathcal{V}(x(t)) = \begin{cases} \{-1 - x(t)\} & \text{if } x(t) < 0, \\ [-1, 1] & \text{if } x(t) = 0, \\ \{1 - x(t)\} & \text{if } x(t) > 0. \end{cases}$$

For any positive initial condition  $x(0)$ , the solution of (16) equals  $x(t) = 1 + e^{-t}(x(0) - 1)$ . For any negative initial condition  $x(0)$ , the solution of (16) equals  $x(t) = -1 + e^{-t}(1 + x(0))$ . For the initial condition  $x(0) = 0$ , however, the solution  $x(t)$  is not unique, see Figure 3. The set valued dynamical system  $\Phi$  for initial condition  $x(0) = 0$  contains  $\{0, e^{-t} - 1, 1 - e^{-t}\}$ , and for other initial conditions will be a singleton. As for equilibrium points of (16), we need to find the points  $x^*$  at which  $0 \in \mathcal{V}(x^*)$ , yielding  $-1, 0$ , and  $1$ .

A set-valued map  $\mathcal{V}$  is called upper semicontinuous at  $x_0$  if for any open set  $\mathcal{O} \subset \mathbb{R}^n$  with  $\mathcal{V}(x_0) \subset \mathcal{O}$ , there exists a neighborhood  $\mathcal{B}(x_0)$  of  $x_0$  such that  $\mathcal{V}(\mathcal{B}(x_0)) \subset \mathcal{O}$  [41]. When an upper semicontinuous map is equipped with three additional properties of nonemptiness, convexity, and

boundedness, the map is good upper semicontinuous. As for the following scalar set-valued map

$$\mathcal{V}(x(t)) = \begin{cases} \{-1 - x(t)\} & \text{if } x(t) < 0, \\ [0, 1] & \text{if } x(t) = 0, \\ \{1 - x(t)\} & \text{if } x(t) > 0, \end{cases}$$

for an arbitrarily small  $\epsilon \in (0, 1)$ , consider the neighborhood  $\mathcal{B}(0) = (-\epsilon, \epsilon)$ . Then  $\mathcal{V}(\mathcal{B}(0))$  will be  $\{-1 + \epsilon\} \cup [0, 1]$ , which is not contained in  $\mathcal{O} = (-\epsilon, 1 + \epsilon)$  for  $\epsilon < 1 - \epsilon$ . Hence, the map is not upper semicontinuous, because it is not so at  $x = 0$ .

**Theorem A1.** [37, Theorem 3.5 and Corollary 3.9] For a vanishing sequence of  $\epsilon > 0$ , let  $\langle \langle \mathbf{X}_k^\epsilon \rangle_k \rangle_{\epsilon > 0}$  be GSAPs for a good upper semicontinuous differential inclusion  $\dot{x} \in \mathcal{V}(x)$ . Assume that for each  $\epsilon$ ,  $\langle \mathbf{X}_k^\epsilon \rangle_k$  is a Markov chain and let  $\mu^\epsilon$  be an invariant probability measure of  $\langle \mathbf{X}_k^\epsilon \rangle_k$ . Let  $\mu$  be a limit point of  $\langle \mu^\epsilon \rangle_{\epsilon > 0}$  in the topology of weak convergence. Then the support of  $\mu$  is contained in  $\text{BC}(\Phi)$ , where  $\Phi$  is the dynamical system induced by  $\dot{x} \in \mathcal{V}(x)$ .

## PROOFS

### A. Proof of Theorem 1

*Proof:* Assume by contradiction that  $\lim_{k \rightarrow \infty} \mu^{\epsilon_k}(\mathcal{O}) \not\rightarrow 1$ . This implies that for some positive constant  $\delta < 1$ , there exists a subsequence  $\langle \alpha_k \rangle = \alpha_1, \alpha_2, \dots$  of  $\langle \epsilon_k \rangle$ , such that  $\mu^{\alpha_k}(\mathcal{O}) < \delta$  for each  $k$ . As the state space  $\mathcal{X}_0$  is compact, the family of probability measures defined on the space  $\mathcal{X}_0$  is tight [49]. Then, in view of Prokhorov's theorem, every sequence of the probability measures, including  $\langle \mu^\alpha \rangle$  has a weak limit point, which is a probability measure  $\mu'$ . This implies that there exists a subsequence  $\langle \beta_k \rangle = \beta_1, \beta_2, \dots$  of  $\langle \alpha_k \rangle$  such that  $\liminf_{k \rightarrow \infty} \mu^{\beta_k}(\mathcal{O}) \geq \mu'(\mathcal{O})$ . On the other hand, in view of Theorem A 1, the support of every limit point is contained in the Birkhoff center  $\text{BC}(\Phi)$ , i.e.,  $\mu'(\mathcal{O}) = 1$ . This means that there exists some  $k^*$  such that for all  $k > k^*$   $\mu^{\beta_k}(\mathcal{O}) > \delta$ , a contradiction. ■

### B. Proof of Proposition 1

*Proof:* To prove, it suffices to show that  $\mathbb{P}[\mathbf{X}_{k+1} = \mathbf{x}^N(k+1) | \mathbf{X}_k = \mathbf{x}^N(k)] = \Pr_{\mathbf{x}^N(k), \mathbf{x}^N(k+1)}$ . That is to show that the probability the population dynamics (3) reach the state  $\mathbf{y}^N$  at index  $k+1$  from the state  $\mathbf{x}^N$  at index  $k$  equals the transition probability  $\Pr_{\mathbf{x}^N, \mathbf{y}^N}$  in the Markov chain. This is straightforward, because at any state  $\mathbf{x}^N$  either the active agent switches to A or to B or sticks to her current strategy and no other case is possible. This summarizes the possible four cases in (4). In the first case, for example, the probability of an agent which belongs to the subpopulation  $p$  switches her strategy from B to A equals the probability of drawing such agent  $\rho_p - x_p^N$  if strategy A is the preferred strategy of subpopulation  $p$ 's agents, i.e.,  $s^*(p, \mathbf{x}^N) = 1$ , and equals zero otherwise, i.e.,  $s^*(p, \mathbf{x}^N) = 0$ . ■



### C. Proof of Lemma 1

The proof of Lemma 1 is inspired by the steps taken in [37, Example 4.1].

*Proof:* By considering the sequence  $\langle \frac{1}{N} \rangle_{N \in \mathcal{N}}$  as a vanishing sequence, it suffices to show that there exist  $\langle \mathcal{V}^{\frac{1}{N}} \rangle_{\frac{1}{N}}$  and  $\langle \mathbf{U}_k^{\frac{1}{N}} \rangle_k$  such that the conditions in Definition 4 are met. The first condition of Definition 4 can be easily verified. Let  $\nu^{\frac{1}{N}}(\mathbf{x}^N)$  denote the expected increment per time unit  $t$  of the Markov chain  $\langle \mathbf{X}_k^{\frac{1}{N}} \rangle_k$  when the Markov state is at  $\mathbf{x}^N$ . Since  $k = Nt$ , there are  $N$  transitions per unit time resulting in  $\nu^{\frac{1}{N}}(\mathbf{x}^N) = N\mathbb{E}[\mathbf{X}_{k+1}^{\frac{1}{N}} - \mathbf{X}_k^{\frac{1}{N}} \mid \mathbf{X}_k^{\frac{1}{N}} = \mathbf{x}^N]$ . The  $p$ th element of  $\nu^{\frac{1}{N}}$ ,  $p \in [p + p']$ , which is the expected increment in the subpopulation  $p$ , equals the summation of the multiplication of each possible change in the subpopulation  $p$  with its probability. In view of (4), there are two possible changes, i.e.,  $\frac{1}{N}$  step increment or  $\frac{1}{N}$  step reduction, which results in  $\nu_p^{\frac{1}{N}}(\mathbf{x}^N) = N(\frac{1}{N}(\rho_p - x_p^N)(2 - s^*(p, \mathbf{x}^N)) - \frac{1}{N}(x_p^N(s^*(p, \mathbf{x}^N) - 1)))$  and consequently,  $\nu_p^{\frac{1}{N}}(\mathbf{x}^N) = \rho_p(2 - s^*(p, \mathbf{x}^N)) - x_p^N$ . The second condition of Definition 4 is satisfied by  $\mathbf{U}_{k+1}^{\frac{1}{N}} = N(\mathbf{X}_{k+1}^{\frac{1}{N}} - \mathbf{X}_k^{\frac{1}{N}} - \mathbb{E}[\mathbf{X}_{k+1}^{\frac{1}{N}} - \mathbf{X}_k^{\frac{1}{N}} \mid \mathbf{X}_k^{\frac{1}{N}} = \mathbf{x}^N])$  resulting in  $\mathbf{X}_{k+1}^{\frac{1}{N}} - \mathbf{X}_k^{\frac{1}{N}} - \frac{1}{N}\mathbf{U}_{k+1}^{\frac{1}{N}} = \frac{1}{N}\nu^{\frac{1}{N}}(\mathbf{x})$ . Regarding the third condition, at each  $\mathbf{x}$ ,  $\nu^{\frac{1}{N}}(\mathbf{x})$  should belong to the  $\delta$ -distance of the image of (5) over a  $\delta$ -neighborhood of  $\mathbf{x}$ . We know that the distance from a point to a set equals to the infimum distance of the point from the members of that set. Hence, if at each  $\mathbf{x}$ ,  $\nu^{\frac{1}{N}}(\mathbf{x})$  lies within the  $\delta$ -distance of the image of a selection from (5) over a  $\delta$ -neighborhood of  $\mathbf{x}$ , so does it lie for the whole differential inclusion (5). As a result, we can focus on a selection from (5) rather than the whole differential inclusion (5). We, hence, consider a selection from (5) denoted by  $\dot{\mathbf{x}} = \nu(\mathbf{x})$  where  $\nu$  is a  $p + p'$ -dimensional function and its  $p$ th element  $\nu_p$  equals  $\rho_p - x_p$  if  $\mathbf{A}$  is the preferred strategy of subpopulation  $p$  and equals  $-x_p$  if the preferred strategy of subpopulation  $p$  is  $\mathbf{B}$ . This results in  $\nu_p(\mathbf{x}) = \rho_p(2 - s^*(p, \mathbf{x})) - x_p$ . The expected increment per unit of time,  $\nu^{\frac{1}{N}}$ , is the same as the function  $\nu(\mathbf{x})$ . As a result, the third condition is satisfied by selecting  $\mathbf{y}$  equal to  $\mathbf{x}$ . As for the last condition, in view of Example 4.1 in [37], it can be shown that  $\langle \mathbf{U}_k^{\frac{1}{N}} \rangle_k$  is a martingale difference sequence. On the other hand, for all  $k$ ,  $|\mathbf{U}_k^{\frac{1}{N}}| \leq \sqrt{\sum_{l=1}^{p+p'} (1 + \rho_l)^2}$  and hence  $\mathbf{U}_k^{\frac{1}{N}}$  is uniformly bounded. Therefore, the conditions asserted in [37, Proposition 2.3] are satisfied and the satisfaction of the last condition is guaranteed. ■

### D. Proof of Proposition 2

*Proof:* It holds that  $x = \sum_{k=1}^{p+p'} x_k$  and  $0 \leq x \leq 1$ . Considering Assumption 1, the thresholds of the subpopulations are distinct, building  $p + p' + 1$  disjoint open intervals in the unit interval, where their limit points are either 0, 1, or the thresholds. Denote by  $\mathcal{T}$  the union of the set  $\{0, 1\}$  with the set of all subpopulations' thresholds. When  $x \notin \mathcal{T}$ , there exist  $i \in \{0, 1, \dots, p + 1\}$  and  $j \in \{0, 1, \dots, p' + 1\}$  where  $x \in (\tau'_j, \tau_i)$  such that  $\tau_{i+1} < x < \tau'_{j+1}$ . In view of (5), in this case,  $\mathcal{V}(\mathbf{x})$  is a singleton and for all  $0 < l \leq i$

anticoordinating subpopulations,  $\dot{x}_l = \rho_l - x_l$  and for the remaining anticoordinating subpopulations, i.e.,  $i < l \leq p$ ,  $\dot{x}_l = -x_l$ . Similarly, for coordinating subpopulations,  $\dot{x}_l = -x_l$  for all  $p < l \leq p + p' - j + 1$  and  $\dot{x}_l = \rho_l - x_l$  for all  $p + p' - j + 1 < l \leq p + p'$ . By summing over the elements of  $\dot{\mathbf{x}}$ , we have  $\dot{x} = \sum_{k=1}^{p+p'} \dot{x}_k = \eta_i + \eta'_j - x$ . Therefore, for  $x \in (\tau'_j, \tau_i)$ ,  $\mathcal{X}(x) = \{\eta_i + \eta'_j - x\}$  which is the same as the last case of  $\mathcal{X}$  in (9). When  $x \in \mathcal{T}$ , three cases may happen:  $x = \tau'_j$ ,  $x = \tau_i$ , or  $x \in \{0, 1\}$ . When  $x = \tau_i$ , based on (5), except for  $\mathcal{V}_i$ , the elements of  $\mathcal{V}(x)$  are single-valued and contain either  $\rho_l - x_l$  or  $-x_l$ . More specifically, for anticoordinating subpopulations, we have  $\dot{x}_l = \rho_l - x_l$  for  $l < i$  and  $\dot{x}_l = -x_l$  for  $i < l \leq p$ . As for coordinating subpopulations, assume that the set  $\{k \in [p'] \mid \tau'_k < \tau_i\}$  is not empty and let  $j = \max\{k \in [p'] \mid \tau'_k < \tau_i\}$ . Then, for  $l$  satisfying  $p + p' - j + 1 \leq l \leq p + p'$ ,  $\dot{x}_l$  will be equal to  $\rho_l - x_l$ , and for the remaining subpopulations will be equal to  $-x_l$ . If  $\{k \in [p'] \mid \tau'_k < \tau_i\}$  is empty, then  $\dot{x}_l$  for  $l > p$  will be equal to  $-x_l$ . Summing over the elements of  $\dot{\mathbf{x}}$  except the  $i$ th element, yields  $\eta_{i-1} + \eta'_j - (x - x_i)$ . As for  $l = i$ , we have  $\dot{x}_i \in [-x_i, \rho_i - x_i]$  yielding  $\dot{x} \in (\eta_{i-1} + \eta'_j - x, \eta_i + \eta'_j - x)$ . Therefore,  $\mathcal{X}(x) = [\eta_{i-1} + \eta'_j - x, \eta_i + \eta'_j - x]$ , which is the same as the first case of  $\mathcal{X}$  in (9). If  $x = \tau'_j$ , a similar reasoning results in  $\mathcal{X}(x) = [\eta_i + \eta'_{j-1} - x, \eta_i + \eta'_j - x]$ , which is the same as the second case of  $\mathcal{X}$  in (9). Finally, when  $x \in \{0, 1\}$ , a similar reasoning yields  $\dot{x} = \eta_p - x$  if  $x = 0$  and  $\dot{x} = \eta'_{p'} - x$  if  $x = 1$ . These two are equivalent to the first two cases of  $\mathcal{X}$  in (9) as  $\tau_{p+1} = \tau'_0 = 0$  and  $\tau'_{p'+1} = \tau_0 = 1$ . ■

### E. Proof of Lemma 2

*Proof:* The proofs are first done for the abstract dynamics. We first prove parts 2, 3, and 4. *Part 2)* (sufficiency) Should (10) hold, it would follow that  $c^{ij} \in (\max\{\tau'_j, \tau_{i+1}\}, \min\{\tau'_{j+1}, \tau_i\})$  and based on (9),  $0 \in \mathcal{X}(c^{ij})$ , implying that  $c^{ij}$  is an equilibrium of (9). (Necessity) Should  $c^{ij}$  be an equilibrium of the abstract dynamics, then  $0 \in \mathcal{X}(c^{ij})$ . One of the three cases of  $\mathcal{X}$  in (9) must be active for  $x = c^{ij}$ . The first two cases of  $\mathcal{X}$  cannot be active because of Assumption 1. So the third one must hold, implying that  $c^{ij} \in (\max\{\tau'_j, \tau_{i+1}\}, \min\{\tau'_{j+1}, \tau_i\})$ , which is equivalent to (10). *Part 3)* and *Part 4)*. Following *Part 2)*, the sufficiency and necessity can be concluded. *Part 1)* In view of Assumption 1, equilibrium points of clean-cut, anticoordinator-driven, and coordinator-driven types do not match for (9). Hence, an abstract state can at most be only one of these three types. We prove by contradiction that an equilibrium point of (9) should be either of these three types. Suppose  $x^*$  is an equilibrium point for (9) but is neither clean-cut, anticoordinator-driven, nor coordinator-driven. At  $x = x^*$  one of the cases of  $\mathcal{X}$  in (9) should be active. If the first case is active, we have  $x^* = \tau_i$  and as it is an equilibrium point  $0 \in \mathcal{X}(x^*)$ . This results in  $\eta_{i-1} + \eta'_j < \tau_i < \eta_i + \eta'_j$ , which is equivalent to (11), but we assumed that  $x^*$  is not an anticoordinator-driven equilibrium point. This is a contradiction and as a result the first case cannot be active. Similarly, for the remaining two cases, we reach a contradiction, and hence  $x^*$  should be either clean-cut, anticoordinator-driven, or coordinator-driven. Now, we prove

the lemma for the equilibrium points of the semicontinuous population dynamics (5). The sufficiency and necessity of *Part 2*) can be easily shown. *Part 3*) (Sufficiency) Assume that (11) holds. By plugging  $\mathbf{a}^{ij}$  into (5), we see that  $\mathbf{0} \in \mathcal{V}(\mathbf{a}^{ij})$  and hence  $\mathbf{a}^{ij}$  is an equilibrium point for (5). (Necessity) Should  $\mathbf{a}^{ij}$  be an equilibrium point for (5),  $\mathbf{0} \in \mathcal{V}(\mathbf{a}^{ij})$  and consequently  $0 \in \mathcal{V}_i(\mathbf{a}^{ij})$ . This results in  $0 \in [-a_i^{ij}, \rho_i - a_i^{ij}]$  and by plugging  $a_i^{ij} = \tau_i - (\eta_{i-1} + \eta'_j)$  into  $[-a_i^{ij}, \rho_i - a_i^{ij}]$ , we have  $0 \in [-\tau_i + \eta_{i-1} + \eta'_j, \rho_i - \tau_i + \eta_{i-1} + \eta'_j]$ . This results in  $\eta_{i-1} + \eta'_j < \tau_i < +\eta_i + \eta'_j$  which is equivalent to (11). *Part 4*) The sufficiency and necessity can be shown similar to *Part 3*. *Part 1*) We prove by contradiction that an equilibrium point of (5) should be either of these three types. Suppose  $\mathbf{x}^*$  is an equilibrium point for (5) but is neither clean-cut, anticoordinator-driven, nor coordinator-driven. Now, based on the value of  $x^*$ , two cases may happen. *Case 1*)  $x^*$  equals a threshold. Suppose that  $x^*$  equals the threshold of one anticoordinating subpopulation, say  $i$ . From  $\mathbf{0} \in \mathcal{V}(\mathbf{x}^*)$  we have  $0 \in \mathcal{V}_l(\mathbf{x}^*)$  for  $l \in [\mathfrak{p} + \mathfrak{p}']$ , where for  $l \neq i$ ,  $\mathcal{V}_l(\mathbf{x}^*)$  is a singleton and therefore to have  $0 \in \mathcal{V}_l(\mathbf{x}^*)$ ,  $x_i^*$  must equal  $\rho_l$  for  $l < i$  or  $\mathfrak{p} + \mathfrak{p}' - j + 1 \leq l \leq \mathfrak{p} + \mathfrak{p}'$ , and  $x_i^*$  must equal 0, otherwise, where  $j = \max\{k \in [\mathfrak{p}'] | \tau_k < \tau_i\}$  and  $j = 0$  if the set is empty. Therefore,  $x^* - x_i^* = \eta_{i-1} + \eta'_j$ . On the other hand,  $x^* = \tau_i$  resulting in  $x_i^* = \tau_i - \eta'_j - \eta_{i-1}$  which is in turn equal to  $a_i^{ij}$ . This results in that  $\mathbf{x}^*$  must be equivalent to  $\mathbf{a}^{ij}$  which is a contradiction. Similarly, the case where  $x^*$  equals the threshold of one coordinating subpopulation results in a contradiction. Therefore,  $x^*$  cannot be equal to a threshold. *Case 2*)  $x^*$  is not equal to any thresholds. In this case,  $\mathcal{V}(\mathbf{x}^*)$  is a singleton and consequently,  $\dot{\mathbf{x}} = \mathbf{0}$  which results in  $\dot{x} = 0$ . We showed that the equilibrium points of (9) should be either clean-cut, anticoordinator-driven, or coordinator-driven which is a contradiction. In view of *Case 1* and *Case 2*, the assumption that an equilibrium point of (5) is neither clean-cut, anticoordinator-driven, nor coordinator-driven reaches a contradiction. ■

#### F. Lemma A 1

**Lemma A1.** Consider the abstract dynamics (9). Between every two consecutive anticoordinator-driven and/or clean-cut equilibria,  $q_{k-1}^*$  and  $q_k^*$ ,  $k \in \{2, \dots, \mathbb{Q}\}$ , there exists one coordinator-driven equilibrium  $q_{k-1,k}^*$  satisfying  $q_{k-1}^* < q_{k-1,k}^* < q_k^*$ .

*Proof:* We prove by contradiction. Consider two consecutive clean-cut or anticoordinator-driven equilibrium points  $q_{k-1}^* < q_k^*$ . Assume on the contrary that there exist no coordinator-driven equilibrium points between  $q_{k-1}^*$  and  $q_k^*$ . In view of the possible cases of  $\mathcal{X}$  in (9),  $f(x) = \max\{y | y \in \mathcal{X}(x)\}$  will be negative for  $x \in (q_{k-1}^*, d_{k-1}^+)$ , where  $d_{k-1}^+$  is lower bounded by  $\min\{\bar{\tau}'_{q_{k-1}}, \bar{\tau}_{q_{k-1}}\}$ , i.e.,  $d_{k-1}^+ \geq \min\{\bar{\tau}'_{q_{k-1}}, \bar{\tau}_{q_{k-1}}\}$ , where  $\bar{\tau}'_{q_{k-1}} = \tau'_{j+1}$ ,  $\bar{\tau}_{q_{k-1}} = \tau_i$  when  $q_{k-1}^*$  is clean-cut, i.e.,  $q_{k-1}^* = c^{ij}$  and  $\bar{\tau}'_{q_{k-1}} = \tau'_{j+1}$ ,  $\bar{\tau}_{q_{k-1}} = \tau_{i-1}$  when  $q_{k-1}^*$  is anticoordinator-driven, i.e.,  $q_{k-1}^* = a^{ij}$ . Based on the value of  $\min\{\bar{\tau}'_{q_{k-1}}, \bar{\tau}_{q_{k-1}}\}$ , two cases may happen: *Case 1*)  $\min\{\bar{\tau}'_{q_{k-1}}, \bar{\tau}_{q_{k-1}}\} = \bar{\tau}_{q_{k-1}}$  and consequently for a small enough  $\varepsilon > 0$ ,  $f(\bar{\tau}_{q_{k-1}} - \varepsilon) < 0$ . The sign of

$f(\bar{\tau}_{q_{k-1}} + \varepsilon)$  cannot be positive as  $\bar{\tau}_{q_{k-1}}$  is the threshold of an anticoordinating subpopulation and considering the cases of  $\mathcal{X}$  in (9), the value of  $\dot{x}$  at  $x = \tau_i + \varepsilon$  is not greater than its value at  $x = \tau_i - \varepsilon$  for any  $i \in [\mathfrak{p}]$ . Therefore, the sign of  $f$  does not change around  $x = \bar{\tau}_{q_{k-1}}$ . Actually, no matter how many thresholds of anticoordinating subpopulations (non benchmark subpopulations) are in the interval  $(q_{k-1}^*, q_k^*)$ , the sign of  $f$  will not change in the neighborhood of them. So, in this case,  $f(\bar{\tau}_{q_{k-1}} + \varepsilon)$  remains negative. *Case 2*)  $\min\{\bar{\tau}'_{q_{k-1}}, \bar{\tau}_{q_{k-1}}\} = \bar{\tau}'_{q_{k-1}}$  and consequently for a small enough  $\varepsilon > 0$ ,  $f(\bar{\tau}'_{q_{k-1}} - \varepsilon) < 0$  and considering the second case of  $\mathcal{X}$  in (9), the sign of  $f(\cdot)$  changes in a neighborhood of a coordinating subpopulation's threshold only if  $\bar{\tau}'_{q_{k-1}}$  satisfies (12), i.e.,  $\bar{\tau}'_{q_{k-1}}$  is a coordinator-driven equilibrium point. However, we assumed that it is not the case. Hence, the thresholds of coordinating subpopulations also do not impact the value of  $d_{k-1}^+$ . Putting the results of *Case 1* and *Case 2* together, we conclude that  $d_{k-1}^+ = q_k^*$ , i.e., the sign of  $f(x)$  remains negative for  $x \in (q_{k-1}^*, q_k^*)$ . On the other hand, considering (10), (11), and the cases of  $\mathcal{X}$  in (9), it can be concluded that  $f(x) = \min\{y | y \in \mathcal{X}(x)\} > 0$  for  $x \in (d_k^-, q_k^*)$ , where  $d_k^-$  is upper bounded by  $\max\{\bar{\tau}'_{q_k}, \bar{\tau}_{q_k}\}$ , where  $\bar{\tau}'_{q_k} = \tau'_n$ ,  $\bar{\tau}_{q_k} = \tau_{m+1}$  when  $q_k^*$  is clean-cut, i.e.,  $q_k^* = c^{mn}$  and similarly  $\bar{\tau}'_{q_k} = \tau'_n$ ,  $\bar{\tau}_{q_k} = \tau_{m+1}$  when  $q_k^*$  is anticoordinator-driven, i.e.,  $q_k^* = a^{mn}$ . As  $x$  decreases, according to the cases of  $\mathcal{X}$  in (9), the change of the sign of  $f(x)$  from positive to negative can only happen if the flow passes through the coordinating subpopulation's threshold which equals a coordinator-driven equilibrium point, i.e., satisfies (12). However, we assumed it would not be the case. Hence, we conclude that the sign of  $f(x)$  is positive for  $x \in (q_{k-1}^*, q_k^*)$ . This is a contradiction as we already reached the conclusion that the sign of  $f(x)$  is negative for  $x \in (q_{k-1}^*, q_k^*)$ . Putting these arguments together, it is concluded that between two consecutive clean-cut or anticoordinator-driven equilibrium points,  $q_{k-1}^*, q_k^*$ , there exists at least one coordinator-driven equilibrium point. Similarly, it can be shown that the number of coordinator-driven equilibrium points between two consecutive clean-cut/anticoordinator-driven equilibria does not exceed one. We denote such equilibrium by  $q_{k-1,k}^*$ . Following similar arguments, it is straightforward to show that the leftmost and rightmost equilibrium points are clean-cut or anticoordinator-driven. Up to now, it has been shown that between two consecutive clean-cut or anticoordinator-driven equilibrium points of the abstract dynamics,  $q_{k-1}^*$  and  $q_k^*$ , there exists a coordinator-driven equilibrium point,  $q_{k-1,k}^*$  such that  $q_{k-1}^* < q_{k-1,k}^* < q_k^*$ . On the other hand, based Lemma 2, there is a one-to-one map between equilibrium points of the abstract dynamics and those of the semicontinuous population dynamics. Therefore, for each two ordered clean-cut or anticoordinator-driven equilibrium points of the semicontinuous population dynamics  $\mathbf{q}_{k-1}^*$  and  $\mathbf{q}_k^*$ , there exists a coordinator-driven equilibrium point  $\mathbf{q}_{k-1,k}^*$  such that  $q_{k-1}^* < q_{k-1,k}^* < q_k^*$ . ■

#### G. Proof of Theorem 2

As for *Part 1*, the instability of coordinator-driven equilibria is shown by providing an initial condition from which for a



small  $\epsilon$ , there exists no  $\delta$  to satisfy the definition of stability. The stability of clean-cut and anticonordinator-driven equilibria is first shown for the abstract dynamics using Theorem 1 in [50]. Then, the definition of asymptotic stability is used to show that of clean-cut and anticonordinator-driven equilibria for the semicontinuous population dynamics. *Part 2* of the theorem is shown by using the definition of limit set.

*Proof: Part 1)* Regarding the instability analysis of a coordinator-driven equilibrium point, say  $\mathbf{q}_{k-1,k}^* = \mathbf{o}^{ij}$ , consider the following initial condition  $\mathbf{x}(0) = \mathbf{o}^{ij} + \delta^* \mathbf{e}_{\mathbf{p}+\mathbf{p}'-j+1}$  for an arbitrarily small  $\delta^* \in (0, \min\{\tau'_{j+1}, \tau_i\} - \tau'_j)$ . The corresponding abstract state  $x(0)$  will then belong to  $(\tau'_j, \min\{\tau'_{j+1}, \tau_i\})$ . Pick  $\epsilon$  to be equal to  $0.5(\min\{\tau'_{j+1}, \tau_i, \eta_i + \eta'_j\} - \tau'_j)$ . In view of (5), at such  $x(0)$ ,  $\mathcal{V}(\mathbf{x})$  is a singleton. Moreover, considering the structure of  $\mathbf{o}^{ij}$ , at  $x(0)$  we have  $\dot{x}_l = 0$  for  $l \in \{1, \dots, \mathbf{p} + \mathbf{p}' - j, \mathbf{p} + \mathbf{p}' - j + 2, \dots, \mathbf{p} + \mathbf{p}'\}$ . Indeed, the equation  $\dot{x}_l = 0$  holds true as long as  $x \in (\tau'_j, \min\{\tau'_{j+1}, \tau_i\})$ . On the other hand,  $x(0) > \tau'_j$  and in view of (12), we have  $\dot{x}_{\mathbf{p}+\mathbf{p}'-j+1}(t) = \rho'_j - x_{\mathbf{p}+\mathbf{p}'-j+1}(t) > 0$ , for all  $t \leq t'$ , where  $t' = \inf\{t \geq 0 | x_{\mathbf{p}+\mathbf{p}'-j+1}(t) = \min\{\alpha_{i,j}, \rho'_j\}\}$ , where  $\alpha_{i,j} = \min\{\tau'_{j+1}, \tau_i\} - (\eta_i + \eta_{j-1})$ . If  $\min\{\alpha_{i,j}, \rho'_j\} = \alpha_{i,j}$ , then  $x(t') = \min\{\tau'_{j+1}, \tau_i\}$ . Otherwise,  $x(t') = \eta_j + \eta_i$ . In either case, we observe that  $|x(t') - \tau'_j|$  is greater than the selected value for  $\epsilon$ , i.e.,  $0.5(\min\{\tau'_{j+1}, \tau_i, \eta_i + \eta'_j\} - \tau'_j)$ , and the value of  $\delta^*$  does not impact the value of  $x(t')$ . This indicates instability of  $\mathbf{o}^{ij}$  and in turn  $\mathbf{o}^{ij}$ . The stability properties of the other two types of equilibrium points, are first shown for the abstract dynamics. Let  $V_k(x) : \mathbb{R}_+ \rightarrow \mathbb{R}_+ = \frac{1}{2}(x - q_k^*)^2$ , where  $q_k^* = \eta_i + \eta'_j$  if  $q_k^*$  is clean-cut, i.e.,  $q_k^* = c^{ij}$  and  $q_k^* = \tau_i$  if it is anticonordinator-driven, i.e.,  $q_k^* = a^{ij}$ . The set-valued derivative of  $V_k(x)$  w.r.t (9) will be  $\mathcal{D}(x) = \{(x - q_k^*)\nu | \nu \in \mathcal{X}(x)\}$  [50]. We also have  $\bar{f}(x) = \max\{y | y \in \mathcal{X}(x)\} < 0$  for  $x \in (q_k^*, q_{k,k+1}^*)$  and  $\underline{f}(x) = \min\{y | y \in \mathcal{X}(x)\} > 0$  for  $x \in (q_{k-1,k}^*, q_k^*)$  (refer to the proof of Lemma A 1). Hence,  $\max \mathcal{D}(x) < 0$  for  $x \in (q_{k-1,k}^*, q_{k,k+1}^*) / \{q_k^*\}$ . According to [50, Theorem 1],  $q_k^*$  is a strongly asymptotically stable equilibrium point for (9). Also the basin of attraction of  $q_k^*$ , will be  $(q_{k-1,k}^*, q_{k,k+1}^*)$ . As for  $q_1^*$  (resp.  $q_q^*$ ), we have  $f(0) > 0$  (resp.  $f(1) < 0$ ) and this case can be handled similarly which results in  $\mathcal{A}(q_1^*) = [0, q_{1,2}^*)$  (resp.  $\mathcal{A}(q_q^*) = (q_{q-1,q}^*, 1]$ ). Now, we show the asymptotic stability of  $\mathbf{q}_k^*$  when it is an anticonordinator-driven equilibrium point, i.e.,  $\mathbf{q}_k^* = \mathbf{a}^{ij}$ . The case where  $\mathbf{q}_k^*$  is clean-cut can be handled similarly. We show that for every  $\epsilon > 0$ , there exists a  $\delta > 0$  such that if  $|\mathbf{x}(0) - \mathbf{a}^{ij}| < \delta$ , then  $|\mathbf{x}(t) - \mathbf{a}^{ij}| < \epsilon$  for all  $t \geq 0$ , and  $|\mathbf{x}(t) - \mathbf{a}^{ij}| \rightarrow 0$  as  $t \rightarrow \infty$ . Consider a small enough  $\epsilon > 0$ , such that at an  $\epsilon$ -neighborhood of  $a^{ij}$ , for  $l \in [\mathbf{p} + \mathbf{p}' - \{i\}]$ ,  $\mathcal{V}_l(\mathbf{x})$  is a singleton and  $\dot{x}_l = \rho_l - x_l$  for  $l < i$  or for  $l$  satisfying both  $\mathbf{p} < l$  and  $0 < \mathbf{p} + \mathbf{p}' + 1 - l \leq j$ . For the remaining  $l$ 's,  $\dot{x}_l = -x_l$ . From the stability of the abstract dynamics, the existence of  $\delta_x > 0$  follows such that  $|x(0) - a^{ij}| < \delta_x$  results in  $|x(t) - a^{ij}| < \epsilon$  for  $t \geq 0$ . As a result, for  $l \in [\mathbf{p} + \mathbf{p}' - \{i\}]$ , the final value of  $x_l$  is  $a_l^{ij}$  and consequently  $x_l$  will approach  $a_l^{ij}$  exponentially, i.e.,

$$|x_l(t) - a_l^{ij}| \leq (x_l(0) - a_l^{ij})e^{-t}, \quad (17)$$

for  $t \geq 0$ . On the other hand, we know that for any  $y, z \in \mathbb{R}$ ,  $|y + z| \leq |y| + |z|$ . Hence, in view of  $|x_i - a_i^{ij}| = |(x - a^{ij}) - \sum_{l \neq i} (x_l - a_l^{ij})|$ , we have

$$|x_i - a_i^{ij}| \leq |(x - a^{ij})| + |\sum_{l \neq i} (x_l - a_l^{ij})|. \quad (18)$$

Consequently, for  $t \geq 0$

$$|\mathbf{x}(t) - \mathbf{a}^{ij}|^2 < (|x(t) - a^{ij}| + |\sum_{l \neq i} (x_l - a_l^{ij})|)^2 + \sum_{l \neq i} |x_l - a_l^{ij}|^2.$$

On the other hand, starting from  $\delta_x$ -neighborhood of  $a^{ij}$ , in view of (17), we have  $|\mathbf{x}(t) - \mathbf{a}^{ij}|^2 < ((\mathbf{p} + \mathbf{p}') \max_l |x_l(0) - a_l^{ij}| + (\mathbf{p} + \mathbf{p}' - 1) \max_l |x_l(0) - a_l^{ij}| e^{-t})^2 + (\mathbf{p} + \mathbf{p}' - 1) \max_l |x_l(0) - a_l^{ij}|^2 e^{-2t}$  and, in turn,  $|\mathbf{x}(t) - \mathbf{a}^{ij}| < \max_l |x_l(0) - a_l^{ij}| (\mathbf{p} + \mathbf{p}' + (\mathbf{p} + \mathbf{p}' - 1)e^{-t})^2 + (\mathbf{p} + \mathbf{p}' - 1)e^{-2t})^{0.5}$ . If  $\delta$  is less than  $\delta_x / (\mathbf{p} + \mathbf{p}')$ , then in view of the relation between Euclidean norm and Norm-1,  $\sum_{l=1}^{\mathbf{p}+\mathbf{p}'} |x_l(0) - a_l^{ij}|$  will be less than  $\delta_x / \sqrt{\mathbf{p} + \mathbf{p}'}$ . and, in turn,  $|x(0) - a^{ij}| < \delta_x$ . Hence,  $\mathbf{a}^{ij}$  is stable because by choosing  $\delta = \min\{\frac{\delta_x}{\mathbf{p}+\mathbf{p}'}, \frac{\epsilon}{\sqrt{(\mathbf{p}+\mathbf{p}')(\mathbf{p}+\mathbf{p}'+(\mathbf{p}+\mathbf{p}'-1)^2+(\mathbf{p}+\mathbf{p}')(\mathbf{p}+\mathbf{p}'-1)}}$ , we have  $|x(t) - a^{ij}| < \epsilon$  for all  $t \geq 0$ , and consequently  $|\mathbf{x}(t) - \mathbf{a}^{ij}| < \epsilon$ . As for asymptotic stability, we have  $|\mathbf{x}(t) - \mathbf{a}^{ij}|^2 < (|x(t) - a^{ij}| + (\mathbf{p} + \mathbf{p}' - 1) \max_l |x_l(0) - a_l^{ij}| e^{-t})^2 + (\mathbf{p} + \mathbf{p}' - 1) \max_l |x_l(0) - a_l^{ij}|^2 e^{-2t}$ , for  $t \geq 0$ . Since each term in the right hand side approaches zero, we have  $\lim |\mathbf{x}(t) - \mathbf{a}^{ij}| \rightarrow 0$  as  $t \rightarrow \infty$ . Now, we obtain the basin of attraction of  $\mathbf{q}_k^*$ . (i) It is straightforward to show that if  $x(0)$  falls in the basin of attraction  $q_k^*$ , the abstract dynamics will converge to an arbitrary small neighborhood of  $q_k^*$  in a finite time. Now, depending on the types of  $q_k^*$ , two cases may happen: *Case 1)*  $q_k^* = c^{ij}$ , i.e.,  $q_k^*$  is clean-cut, then let  $t = t_0$  be the time instant at which the abstract state  $x$  enters a small enough  $\epsilon$ -neighborhood of  $q_k^*$ , such that for  $l \leq i$  or  $l \geq \max\{\mathbf{p} + \mathbf{p}' - j + 1, \mathbf{p} + 1\}$ , we have  $\dot{x}_l = \rho_l - x_l$  and for the remaining  $l$ 's, we have  $\dot{x}_l = -x_l$ . Then for  $t > t_0$ , the asymptotic value of  $x_l$  for  $l \in [\mathbf{p} + \mathbf{p}']$  is the same as the  $l$ -th entry of  $\mathbf{q}_k^*$ . Moreover, each  $x_l$  approaches  $c_l^{ij}$  exponentially. As a result, for  $t > t_0$  we have  $|\mathbf{x}(t) - \mathbf{q}_k^*| < C \exp(-(t-t_0))$ , for some constant  $C$ . *Case 2)*  $q_k^* = a^{ij}$ , i.e.,  $q_k^*$  is anticonordinator-driven. Then, a time moment similar to  $t_0$  defined in *Case 1* exists such that for  $l \in [\mathbf{p} + \mathbf{p}' - \{i\}]$ ,  $|x_l(t) - a_l^{ij}| < C \exp(-(t-t_0))$ , for some constant  $C$  and  $t \geq t_0$ . Therefore, in view of (18), it is straightforward to show that for any arbitrary small  $\epsilon_1$ , there exists some finite time  $t_1 + t_0$ , such that  $|x_i(t) - q_{k,i}^*| < \epsilon + (\mathbf{p} + \mathbf{p}' - 1)\epsilon_1$  for  $t > t_1 + t_0$  resulting in  $|\mathbf{x}(t) - \mathbf{q}_k^*| < (\epsilon + (\mathbf{p} + \mathbf{p}' - 1)\epsilon_1)^2 + (\mathbf{p} + \mathbf{p}' - 1)\epsilon_1^2$ . Having this and (i) we conclude that in both cases 1 and 2, for any arbitrary  $\epsilon$ -neighborhood of  $\mathbf{q}_k^*$ , time  $T > 0$  can be found such that for all  $t \geq T$ ,  $|\mathbf{x}(t) - \mathbf{q}_k^*| < \epsilon$ . As a result, the basin of attraction of point  $\mathbf{q}_k^*$  equals  $\{\mathbf{x} \in \mathcal{X}_{ss} | x \in (q_{k-1,k}^*, q_{k,k+1}^*)\}$ . The basins of attraction of  $\mathbf{q}_1^*$  and  $\mathbf{q}_q^*$  can be obtained similarly. *Part 2)* When  $x(0) = q_{k-1,k}^*$ , where  $q_{k-1,k}^* = o^{ij}$ , two cases may happen. *Case 1)* The abstract state  $x$  remains at  $q_{k-1,k}^*$ . Then for  $l \neq j$ ,  $\mathcal{V}_l(\mathbf{x})$  is a singleton and  $\dot{x}_l$  is  $\rho_l - x_l$  for  $l \leq i$ , or for  $l > \mathbf{p}$  and  $\mathbf{p} + \mathbf{p}' + 1 - j < l$ , and  $\dot{x}_l$  is  $-x_l$  for the remaining  $l$ 's. As a result, for  $l \in [\mathbf{p} + \mathbf{p}' - \{j\}]$ , the final value of  $x_l$  is  $o_l^{ij}$  and consequently  $x_l$  will approach  $o_l^{ij}$  exponentially. Then for any arbitrary small  $\epsilon$ , in a finite time  $T$  we have  $|x_l(t) - o_l^{ij}| < \epsilon$  for  $t \geq T$  and subsequently

$|x_j(t) - o_j^{ij}| < |x(t) - o^{ij}| + \sum_{l \neq j} |x_l(t) - o_l^{ij}| \leq (p + p' - 1)\varepsilon$  resulting in  $|x(t) - \mathbf{o}^{ij}| \leq \varepsilon \sqrt{(p + p')(p + p' - 1)}$  for  $t \geq T$ . Hence,  $\mathbf{o}^{ij}$  is the limit point. *Case 2)* The abstract state  $x$  leaves  $q_{k-1,k}^*$ . Then, the provided reasoning for the case  $x \neq q_{k-1,k}^*$  will be applicable resulting in  $\mathbf{q}_{k-1}^*$  or  $\mathbf{q}_k^*$  to be the limit point. Overall, the limit set of  $\mathbf{q}_{k-1,k}^*$  is  $\{\mathbf{q}_{k-1}^*, \mathbf{q}_{k-1,k}^*, \mathbf{q}_k^*\}$ . ■

#### H. Proof of Proposition 3

*Proof:* Based on Theorem 2, the set  $\mathbf{Q}^c \cup \mathbf{Q}^a \cup \mathbf{Q}^o$  contains the limit sets of all  $x$  in  $\mathcal{X}_{ss}$ . To find the corresponding Birkhoff center, we need to find the closure of the set of recurrent points. Based on Definition 3, the set of recurrent points is also equal  $\mathbf{Q}^c \cup \mathbf{Q}^a \cup \mathbf{Q}^o$ . As a results, the Birkhoff center of the population dynamics will be equal to  $\mathbf{Q}^c \cup \mathbf{Q}^a \cup \mathbf{Q}^o$ . ■

#### I. Proof of Theorem 3

*Proof:* (i) Based on Proposition 1, the sequence  $\langle x^N(k) \rangle$  which evolves according to discrete population dynamics (3), is a realization of population dynamics Markov chain  $\langle \mathbf{X}_k^{\frac{1}{N}} \rangle_k$  with transition probabilities formulated in (4). (ii) Based on Lemma 1, the collection of  $\langle \langle \mathbf{X}_k^{\frac{1}{N}} \rangle_k \rangle_{N \in \mathcal{N}}$  is a GSAP for the good upper semicontinuous differential inclusion (5). (iii) The transition probabilities of the population dynamics Markov chain (4) are homogeneous and the state space over which the Markov chain is defined is finite for each  $N$ . This results in the existence of invariant probability measures  $\mu^{\frac{1}{N}}$  for Markov chain  $\langle \mathbf{X}_k^{\frac{1}{N}} \rangle_k$  [53]. (iv) Proposition 3 specifies the Birkhoff centers of (5). Consider the sequence  $\langle \frac{1}{N} \rangle_{N \in \mathcal{N}}$  as a vanishing sequence. Theorem 1 and (i)-(iv) together complete the proof. ■

#### J. Proof of Corollary 4

*Proof:* Assume on the contrary that there exists some  $N > 0$ , such that for every population size  $N \in \mathcal{N}_{\geq N}$ , where  $\mathcal{N}_{\geq N} = \{N | N \in \mathcal{N}, N \geq N\}$ , the evolution of the proportion of A-players admits some perpetual fluctuation set  $\mathcal{Y}^N \subset (0, 1) \cap \frac{1}{N}\mathbb{Z}$  of length  $y^N$ , where  $y^N \geq L$  for some positive value  $L$ ,

$$\exists L > 0 \forall N \in \mathcal{N}_{\geq N} \quad y^N \geq L \quad (19)$$

and that for every  $K \in (0, L]$  there exists some small enough  $\delta > 0$  such that in the long run the proportion of A-players visits every connected subset of length  $K$  of  $\mathcal{Y}^N$  (for some  $K > 0$ ) with probability greater than  $\delta$ :

$$\forall K > 0 \exists \delta > 0 \forall \mathcal{Z}^N \subset [\min \mathcal{Y}^N, \max \mathcal{Y}^N] \text{ with } |\mathcal{Z}^N| = K \\ \text{and } \mathcal{Z}^N \text{ connected, } \mu_x^{\frac{1}{N}}(\mathcal{Z}^N) > \delta. \quad (20)$$

where  $\mu_x^{\frac{1}{N}}$  is the stationary measure of the Markov chain associated with the evolution of the population proportion of A-players  $x^N$  whose existence is straightforward to show. It can be shown that the family of these Markov chains is a GSAP for the abstract dynamics (9), and the Birkhoff center  $\text{BC}^x$  of the dynamical system induced by the abstract dynamics is the union of all equilibrium points. Accordingly in view of Theorem 1 and similar to how Theorem 3 was proven, it follows that for every vanishing sequence  $\langle \frac{1}{n} \rangle = \frac{1}{n_0}, \frac{1}{n_1}, \dots$

where  $n_i \in \mathcal{N}$  for  $i \in \mathbb{Z}_{\geq 0}$  and for every open set  $\mathcal{O}$  containing  $\text{BC}^x$ , we have  $\lim_{i \rightarrow \infty} \mu_x^{\frac{1}{n_i}}(\mathcal{O}) = 1$ . Since the set  $\text{BC}^x$  consists of isolated points, it can be shown that, starting from a specified initial condition, there exists one member of  $\text{BC}^x$ , say point  $q$ , such that  $\lim_{i \rightarrow \infty} \mu_x^{\frac{1}{n_i}}(\mathcal{B}(q, \epsilon/2)) = 1$  for small enough  $\epsilon$ . This means that for every  $\delta > 0$ , there exists  $i^* > 0$  such that for all  $i > i^*$ ,  $\mu_x^{\frac{1}{n_i}}(\mathcal{B}(q, \epsilon/2)) > 1 - \delta$ , and, in turn,  $\mu_x^{\frac{1}{n_i}}([\min \mathcal{Y}^N, \max \mathcal{Y}^N] - \mathcal{B}(q, \epsilon/2)) < \delta$ . On the other hand, in view of (19),  $[\min \mathcal{Y}^N, \max \mathcal{Y}^N] - \mathcal{B}(q, \epsilon/2)$  contains a connected interval of length at least  $(L - \epsilon)/2$ , which contradicts (20) for  $K = (L - \epsilon)/2$ . ■

#### K. Lemma A 2

**Lemma A2.** *The population dynamics governed by update rules (1) and (2) and the activation sequence are equivalent to the dynamics defined in (3).*

*Proof:* As the update mechanism is asynchronous, the population states at two consecutive time indices  $x^N(k)$  and  $x^N(k+1)$  can differ by at most  $\pm \frac{1}{N}$ . Which element of the population state  $x^N(k+1)$  may differ from that of  $x^N(k)$  is determined by the random variable  $P_k$  which is the active subpopulation at time index  $k$ , and can take values in  $[p + p']$ . The probability of  $P_k = p$  equals  $\rho_p$ . The amount of change in the  $P_k$ th element of  $x^N(k)$  depends on the current strategy of the active agent and the preferred strategy of the subpopulation  $P_k$ . The former is captured by the random variable  $S_k$  taking values 1 and 2, and the latter is determined by the function  $s^*(P_k, x^N(k))$  which is obtained from (1) and (2). The probability of  $S_k = 1$  (resp.  $S_k = 2$ ) given the active subpopulation is  $p$  is  $x_p^N / \rho_p$  (resp.  $1 - x_p^N / \rho_p$ ). If the current strategy and the preferred strategy are equal, the population states at time indices  $k$  and  $k+1$  are the same, and if the current strategy is B and the preferred one is A, the  $P_k$ th element of  $x^N(k)$  increases by  $\frac{1}{N}$ , and the  $P_k$ th element of  $x^N(k)$  decreases by  $\frac{1}{N}$  otherwise. This update rule is equivalent to (3). ■