

Resistive Diffusion in Magnetized ICF Implosions: Reduced Magnetic Stabilization of the Richtmyer Meshkov Instability

C. A. Walsh,^{1, a)} D. J. Strozzi,¹ H. Sio,¹ B. B. Pollock,¹ B. D. Appelbe,² A. J. Crilly,² S. O'Neill,² C. Weber,¹ J. P. Chittenden,² and J. D. Moody¹

¹⁾ *Lawrence Livermore National Laboratory*

²⁾ *Imperial College London*

(Dated: 6 November 2023)

Resistive diffusion is typically regarded to be negligible in magnetized ICF experiments, with magnetic flux effectively compressed during the implosion. In this work the Richtmyer Meshkov instability at the ice-ablator interface is taken as an example for investigating resistive effects. For a high temperature ($\approx 100\text{eV}$) interface with magnetic field applied perpendicular to shock propagation, perturbation growth is suppressed by magnetic tension. However, for lower temperature interfaces the resistive diffusion prevents substantial magnetic field twisting at small scales. ICF implosion simulations are then used to assess magnetic diffusivity at different interfaces; the ice-ablator interface is found to be too resistive for the magnetic fields to enhance stability. For Rayleigh-Taylor growth at the hot-spot edge, on the other hand, resistivity is estimated to only be a secondary effect, as seen in previous simulation studies.

Inertial confinement fusion (ICF) seeks to compress spherical capsules to reach high temperatures and densities in the fusion fuel, with recent experiments reaching the ignition regime¹. The implosions are beset by ubiquitous symmetry issues²; the focus here is on the interface between the deuterium-tritium ice and the capsule ablator. It has been conjectured that mixing at this interface due to the Richtmyer Meshkov instability³⁻⁶ reduces the resulting fuel compression⁷. The high density carbon (HDC) micro-structure is expected to be the seed for asymmetry⁸, which is then amplified as the implosion shock-waves initiate Richtmyer-Meshkov growth^{7,9,10}. Modes as high as 2000 are expected to degrade capsule performance¹⁰.

In recent years the National Ignition Facility has added the capability to impose magnetic fields onto implosions¹¹, with experiments demonstrating a 40% enhancement in ion temperature and 3x increase in neutron yield with a 26T axial field^{12,13}. On the OMEGA Laser Facility the enhancements have been 15% and 30%¹⁴. These results are in-line with predicted suppression of thermal conduction losses from the hot-spot¹⁵. The applied magnetic fields are also predicted to reduce perturbation growth at the hot-spot edge, where the implosion is Rayleigh-Taylor unstable^{16,17}; this is due to tension in the magnetic field lines acting to smooth out the hot-spot surface.

The magnetized Richtmyer-Meshkov instability has been investigated numerically¹⁸⁻²⁰ and theoretically²¹, finding substantial reduction in mix at interfaces. Research in this manuscript investigates such a phenomenon in the context of ICF implosions. While suppression is observed for some test cases, realistic interface temperatures are found to be too resistive to support any significant reduction in Richtmyer Meshkov growth rates.

The Richtmyer-Meshkov instability is most easily understood as the impulsive limit of the Rayleigh-Taylor instability; for that reason, a description of the latter instability will be the first focus. A qualitative derivation of the growth rate using simple energetics arguments is preferred over a more comprehensive stability analysis.

The Rayleigh-Taylor instability occurs when an interface with perturbation wavelength λ undergoes an acceleration, g . The acceleration is directed from material one to material 2, with densities ρ_1 and ρ_2 respectively. A spike-bubble height of h corresponds to the spike growing a distance $h/2$; this releases potential energy $(\rho_1 - \rho_2)gh/2$. If the system is assumed to be incompressible, the resultant motion is vortical with the dense spike pushing low density material laterally; for small perturbations ($h/\lambda \ll 1$) there is more material moving laterally than vertically by a factor of λ/h . Therefore, balancing the kinetic and potential energy gives²²:

$$\left(\frac{\partial h}{\partial t}\right)_{RTI}^2 = h^2 \frac{A_t g}{\lambda} \quad (1)$$

Where the Atwood number A_t is defined as $(\rho_1 - \rho_2)/(\rho_1 + \rho_2)$. Equation 1 gives an exponential growth rate of perturbation amplitude $h = h_0 e^{t\sqrt{A_t g/\lambda}}$, where h_0 is the initial perturbation height.

The Richtmyer-Meshkov instability is seeded by a shock moving through a perturbed interface, rather than a continuous acceleration. The shock delivers an impulse to the plasma, increasing its velocity by ΔV . Converting this to an acceleration (so that knowledge of the Rayleigh-Taylor instability growth can be used) gives $g = \Delta V/\Delta t$, where Δt is the shock transit time through the plasma.

In order to eliminate Δt , the second derivative of the Rayleigh-Taylor perturbation height growth is used $\partial^2 h/\partial t^2 = h A_t g/\lambda$. For Richtmyer-Meshkov growth, the shock imparts a certain perturbation growth rate during transit and then does not affect the perturbation

^{a)} Electronic mail: walsh34@llnl.gov

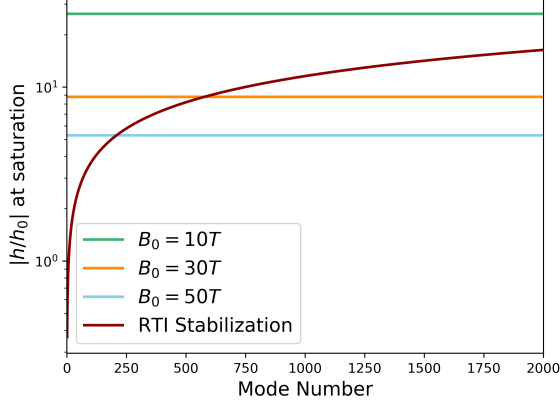


FIG. 1: Stabilization height against perturbation mode number of the linear Richtmyer-Meshkov instability due to the Rayleigh-Taylor instability (RTI) and 3 different transverse magnetic field strengths.

thereafter; i.e. h is replaced by h_0 . Integrating gives $\partial h / \partial t = h_0 A_t g \Delta t / \lambda$. Therefore, the following Richtmyer Meshkov growth rate is obtained:

$$\left(\frac{\partial h}{\partial t} \right)_{RM}^2 = \left(\frac{\Delta V A_t h_0}{\lambda} \right)^2 \quad (2)$$

Note that if the Atwood number is negative (as at the ice-ablator interface in an ICF implosion) the Rayleigh Taylor growth stabilizes the system. For a typical ICF implosion without magnetic fields, this is thought to be the primary mechanism of stabilization for the Richtmyer Meshkov instability¹⁰. Combining equations 2 and 1 and setting the growth rate equal to zero gives the spike height at which the Rayleigh Taylor instability saturates the Richtmyer Meshkov growth:

$$\frac{h_{sat,RTI}}{h_0} = \pm \Delta V \sqrt{\frac{A_t}{\lambda g}} \quad (3)$$

Figure 1 plots equation 3 against mode number for quantities typical to an ICF implosion ($\Delta V = 40\text{km/s}$, $A_t = -1/3$, $\rho = 10\text{kg/m}^3$, $g = 5 \times 10^{13}\text{m/s}^2$ capsule radius $R = 500\mu\text{m}$). As can be seen, RTI stabilization gives the greatest amplitude perturbations for the smallest scales.

Magnetic fields can modify perturbation growth rates either by directly introducing a stabilizing Lorentz force or through a modification to the thermal transport^{16,17}. However, the ablator-ice interface is relatively cold throughout the implosion (as will be discussed in section IV), meaning that heat-flow is found to be relatively insignificant. The Lorentz force can be reformed into two components: the magnetic pressure ($\nabla(\underline{B} \cdot \underline{B})/2\mu_0$)

and the magnetic tension ($\underline{B} \cdot \nabla \underline{B} / \mu_0$). This work finds the magnetic tension to be the significant contributor to modifications to Richtmyer Meshkov growth.

The magnetic tension stabilizes the Richtmyer-Meshkov growth when the magnetic field is in the plane of the interface. As the perturbation grows, it deforms the magnetic field lines; the magnetic tension is a force that acts to straighten those field lines out again. For small amplitude perturbations, the tension force is $\underline{B} \cdot \nabla \underline{B} / \mu_0 \approx |\underline{B}|^2 / \lambda \mu_0$; the energy expended by the plasma onto the magnetic field is this multiplied by $h/2$. Equating this with the kinetic energy shows the stabilizing influence of the magnetic field:

$$\left(\frac{\partial h}{\partial t} \right)_B^2 = - \frac{|\underline{B}|^2}{\mu_0(\rho_1 + \rho_2)} \frac{h^2}{\lambda^2} \quad (4)$$

The saturation height of the Richtmyer-Meshkov instability due to the magnetic tension can be found by combining 2 and 4:

$$\frac{h_{sat,B}}{h_0} = \pm \Delta V A_t \frac{\sqrt{(\rho_1 + \rho_2)\mu_0}}{|\underline{B}|} \quad (5)$$

The saturation heights due to the applied magnetic field have also been included in figure 1, with the magnetic fields assumed to have been amplified by convergence in the ice ($|\underline{B}|/B_0 = (\rho/\rho_0)^{2/3}$). An initial 30T magnetic field improves the ice-ablator interface stability for modes greater than 570, while a 50T field improves stability for modes greater than 200. For mode 2000, which is expected to be a detrimental length scale for ICF implosions¹⁰, the 50T field is expected to reduce the amplitude by a factor of 3. Clearly these basic estimates motivate the more detailed numerical study carried out in this paper.

The Richtmyer Meshkov simulations in this paper use the extended-magnetohydrodynamics code Gorgon^{23–25}. The magnetic transport in Gorgon includes Nernst advection²⁶ and resistive diffusion. The Biermann Battery term is found to be insignificant during the implosion phase of ICF capsules²⁷, but has been included nonetheless in all simulations. The transport coefficients use a form that has been updated since Epperlein and Haines^{28–30}, which were found to make a significant difference in capsule implosions³¹. The magnetized heat-flow is anisotropic, including the Righi-Leduc component³².

A test problem is utilized in this study to assess how magnetic fields affect Richtmyer Meshkov growth in 3-D, with figure 2 used as an aide to orient the reader. A region of compressed HDC ablator is initialized with density 10^4 kg/m^3 , adjacent to a compressed DT ice of density 5000 kg/m^3 . The temperature at the interface is varied throughout this paper in order to demonstrate the impact of resistive diffusion. Both plasma species begin at rest, with an impulse sending a shock through

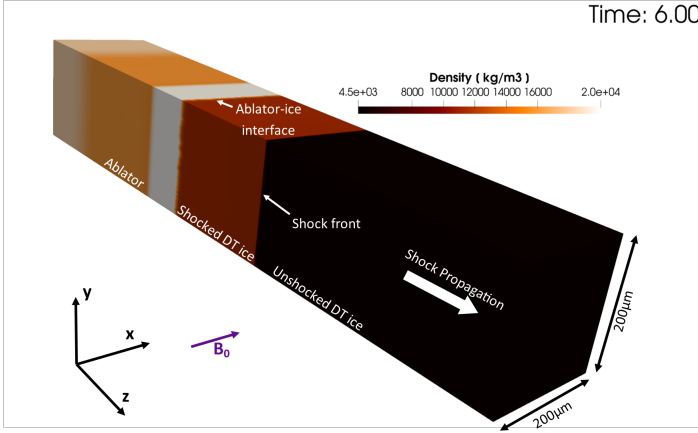


FIG. 2: Depiction of the 3-D Richtmyer-Meshkov instability test problem used throughout this paper. An impulse is applied to the top left boundary (low z) that sends a shock through the system. A multi-mode perturbation is present at the ablator-ice interface. A magnetic field is applied along x .

the system along z going through the ablator first and accelerating the plasma to 40km/s. These numbers are in-line with what is expected in an ICF implosion¹⁰.

The simulation box is Cartesian, so any convergence effects are neglected. The boundaries in x and y are periodic. The simulation box is $200\mu m \times 200\mu m \times 1200\mu m$ with a resolution of $0.5\mu m$ in each direction. The mode numbers quoted are adjusted to reflect that the test simulation is only one patch of the overall capsule surface; a capsule radius of $500\mu m$ is assumed, although the test problem geometry does not include any convergence effects. An initial perturbation is applied through varying the location of the ice-ablator interface in the direction of shock propagation. 10^4 sinusoidal variations are applied with mode numbers in the range (0,100), giving an overall bubble-spike height of $\approx 3\mu m$. Figure 3 shows the initial mass density integrated along the shock propagation direction (ρR). The perturbation is periodic in x and y , which is the same as the simulation boundary conditions.

A similar setup has been used to study the Rayleigh Taylor instability growth with self-generated³³ and applied magnetic fields¹⁷. The latter case found that 3-D simulations were essential to capture the evolution once a magnetic field was externally applied.

This paper is organized as follows. Section I demonstrates unmagnetized 3-D Richtmyer Meshkov growth as a reference for the subsequent sections. Section II presents a case where the applied magnetic field suppresses growth of some modes; for this a high temperature is used at the ice-ablator interface. Section III then uses a lower temperature more appropriate to ICF implosions; no significant impact of the applied field is found due to substantial resistive diffusion. Finally, section IV post-processes a 1-D HYDRA simulation of a NIF im-

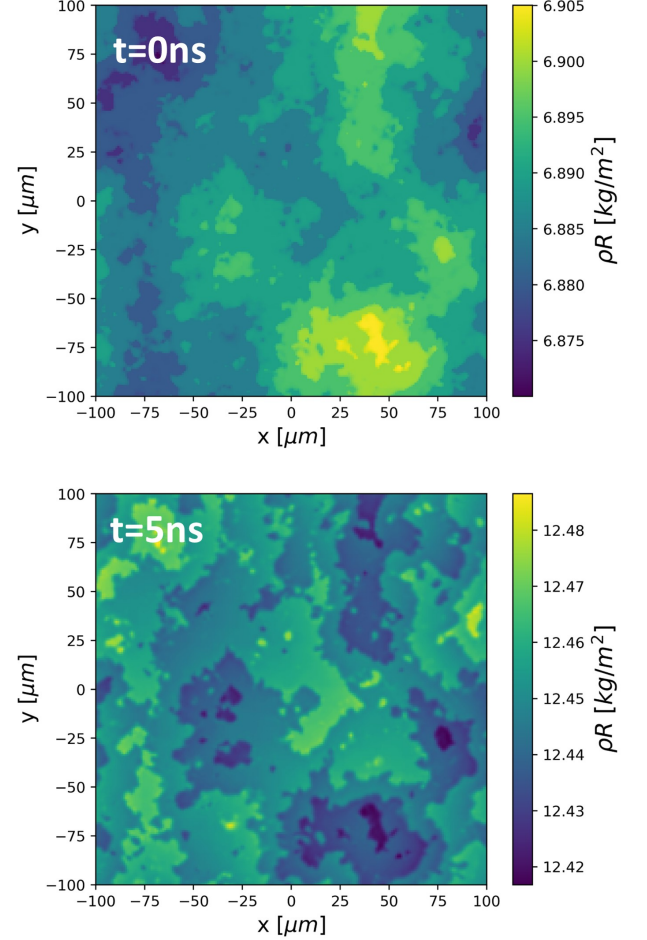


FIG. 3: Line-integrated density (ρR) for the unmagnetized test case at $t=0ns$ and $t=5ns$, showing inversion of the original perturbation.

losion to show that resistive diffusion is expected to be dominant in these systems.

I. UNMAGNETIZED RICHTMYER MESHKOV GROWTH

This section gives a background on the Richtmyer Meshkov test problem utilized by studying the perturbation growth without an applied magnetic field.

Figure 3 shows the amplification of integrated mass density (ρR) over the 5ns after the shock has transited past the interface. Note that the initial perturbation has become inverted; in other words, spikes have become bubbles and bubbles have become spikes. This is a classic feature of Richtmyer Meshkov⁶. The overall bubble-spike height, which started at around $3\mu m$, is amplified to $6\mu m$.

The amplification for individual modes is quantified by taking the Fourier transforms of ρR maps from figure 3. The growth of modes in x and y are kept separate, as

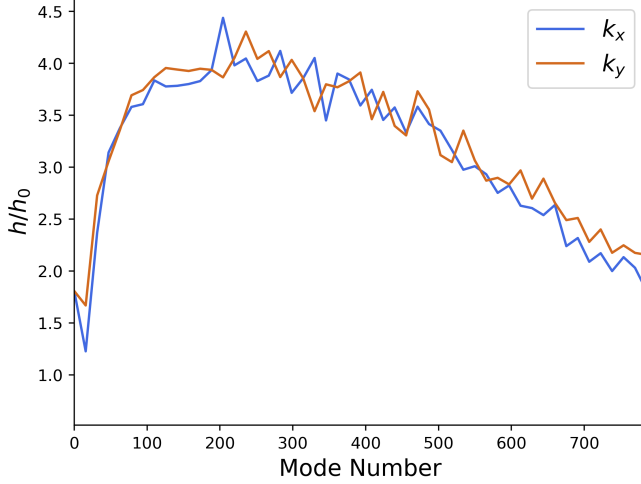


FIG. 4: Amplification of the unmagnetized perturbation modes by the Richtmyer-Meshkov instability between $t=0\text{ns}$ and $t=5\text{ns}$ (from figure 3.)

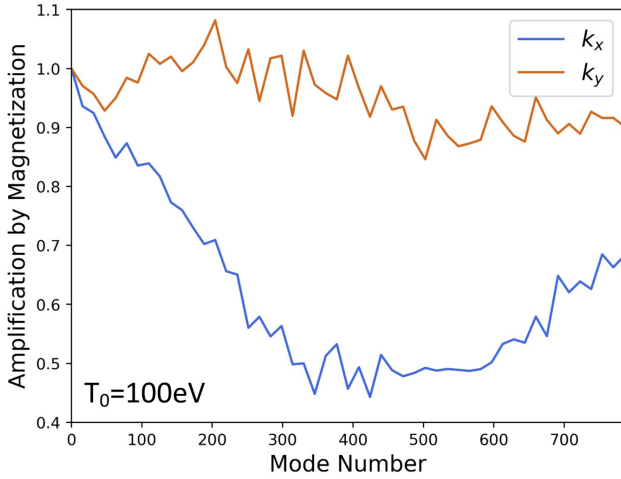


FIG. 5: Amplification of perturbation modes due to a 30T magnetic field at $t=5\text{ns}$ for the test case using an initial 100eV interface temperature.

later sections will show that magnetic fields can change the growth of modes along the applied field direction (k_x). Figure 4 shows k_x and k_y for the unmagnetized case, with no discernible difference between the x and y directions, as expected. The peak amplification due to the Richtmyer Meshkov instability is found between modes 120-300, giving an amplification of $h/h_0 \approx 4$.

II. HIGH TEMPERATURE INTERFACE

This section presents results for an interface temperature of 100eV.

Figure 5 shows the impact of a 30T applied magnetic field on the modes along the magnetic field (k_x) and perpendicular to the magnetic field (k_y). The perturbations along the applied field direction are damped by the tension force in the magnetic field lines; as the perturbations grow they must do work on the magnetic field. This results in an approximate 50% suppression of modes between 300-600. Note that these modes are shorter scale-length than the modes that undergo the most growth (from figure 4); this is due to the strong dependence of magnetic stabilization on the wavelength, as shown by equation 4. This behavior is similar to what has been found for the magnetized Rayleigh-Taylor instability¹⁷.

The modes perpendicular to the magnetic field are largely unchanged by magnetization, which is in-line with previous 3-D simulations of perturbation growth with pre-imposed magnetic fields^{17,34}. Quite simply, the perturbations in y are able to grow without bending the field lines.

While there is substantial suppression at low modes, the magnetic field has no substantial impact above mode 1000. This is likely because the test problem does not have substantial mode growth at these small length-scales (as seen in figure 4). If the perturbations do not grow and perturb the field lines, there will be no magnetic tension associated with these modes to stabilize.

III. LOW TEMPERATURE INTERFACE

For this section, the temperature at the ice-ablator interface is lowered to 20eV in order to demonstrate the role of resistive diffusion in ICF implosions.

Figure 6 shows the unmagnetized (left) and magnetized (center) ρR maps at 5ns, with no discernible difference between the two. As the perturbations grow, the magnetic field is not twisted with the bulk plasma; instead the magnetic field diffuses.

The final ρR plot in figure 6 shows the perturbation for a 30T simulation where the resistive diffusivity in the plasma has been suppressed by 5 orders of magnitude, in order to demonstrate the significance of this effect. With reduced diffusivity, the ρR map develops clear striations along the applied field direction, with substantial suppression of modes in this direction.

To further show the impact of resistivity, a metric for magnetic field bending in the plasma is formulated. As the perturbations grow predominantly in the z direction, the magnetic field component B_z is integrated along z . For no perturbation, $B_z = 0$ at all times.

Figure 7 shows $\int B_z \delta z$ for the cases using the nominal resistive diffusivity and the reduced diffusivity. Without diffusion the magnitude of the twisting is clearly higher, but also the magnetic field has a much greater high-mode

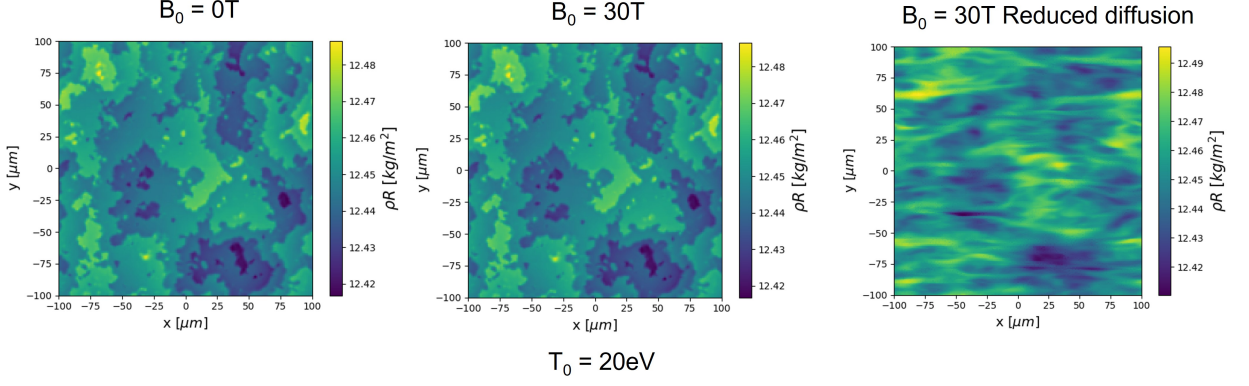


FIG. 6: Line-integrated density (ρR) at $t=5\text{ns}$ for cases using a 20eV interface temperature. The first case is unmagnetized, the second uses a 30T transverse applied field, and the third uses the same magnetic field but reducing the diffusivity of the plasma by 5 orders of magnitude.

component. It is the high-mode component that is expected to be dominant in suppressing the perturbation growth, as the magnetic tension scales with $1/\lambda^2$.

IV. MAGNETIC REYNOLDS NUMBER IN ICF IMPLOSIONS

So far 2 cases have been considered: one where the magnetic field is bent as the perturbation grows and subsequently stabilizes the interface; another where the resistive diffusion prevents the small-scale twisting of magnetic field. This section uses the magnetic Reynolds number as a metric for diffusivity and post-processes a 1-D HYDRA simulation to assess where and when resistivity is important in ICF implosions.

The magnetic Reynolds number is defined as:

$$Re_m = \frac{UL}{\eta} \quad (6)$$

Where U is some velocity, L some length-scale and η is the resistive diffusivity. It can be assumed that resistivity is negligible for $Re_m \gg 1$.

ICF implosions are typically considered to be conductive. Indeed, a number of experimental^{35–38} and computational^{15,39} studies have found that the magnetic flux is highly compressed during implosion. For an ICF implosion, U is taken as the peak implosion velocity and L as the capsule radius⁴⁰:

$$Re_{m,fluxcomp.} = \frac{V_{imp} R_{cap}}{\eta} \quad (7)$$

Even better, it is possible to track the plasma properties at the different interfaces throughout the implosion. The magnetic diffusivity is independent of density²⁸, so only the velocity, electron temperature and radius are needed.

A 1-D HYDRA⁴¹ simulation of a NIF indirect-drive implosion is post-processed to estimate the impact of applied magnetic fields at different interfaces. The design chosen is for N210808, which was the first experiment to reach scientific ignition¹. The peak neutron production for this implosion was at $t=9.28\text{ns}$.

Of course, the plasma properties vary either side of each interface, so decisions must be made in order to quantify the properties at the interface. The compressed magnetic field in the gas diffuses outwards into the ice, so plasma properties on the gas side of the gas-ice interface are used. Likewise, flux compression in the ice diffuses outwards into the ablator, so the properties of the ice adjacent to the ablator are used. The length-scale for the gas is taken as the time-dependent gas radius. The length-scale for the ice is taken as the ice thickness, which begins at $100\mu\text{m}$.

The flux compression magnetic Reynolds numbers are plotted in figure 8. The times when the first shock passes into the ice and gas are indicated. The gas instantly becomes conductive, with $Re_{m,fluxcomp.} > 10$ after the first shock passes through. For much of the implosion $Re_{m,fluxcomp.} > 1000$, which shows that resistive diffusion has little impact on the flux compression.

1.9ns after the first shock passes into the ice, the magnetic Reynolds for the ice exceeds 1; this is primarily because the temperature of the ice-ablator interface is low (between 4eV and 10eV at this time). Note that the ice only moves $50\mu\text{m}$ during the 1.9ns, so the marginal diffusivity may not be important. While integrated simulations of magnetized layered implosions do not report significant resistive diffusion in the ice^{15,16,42,43}, the calculations here suggest it is a process worth assessing during the design of implosions.

Assessing the magnetic diffusivity for perturbation growth requires the use of the perturbation wavelength and growth rate, both of which are much smaller than used for estimating bulk magnetic flux compression. Here is the form for the magnetic Reynolds relevant to pertur-

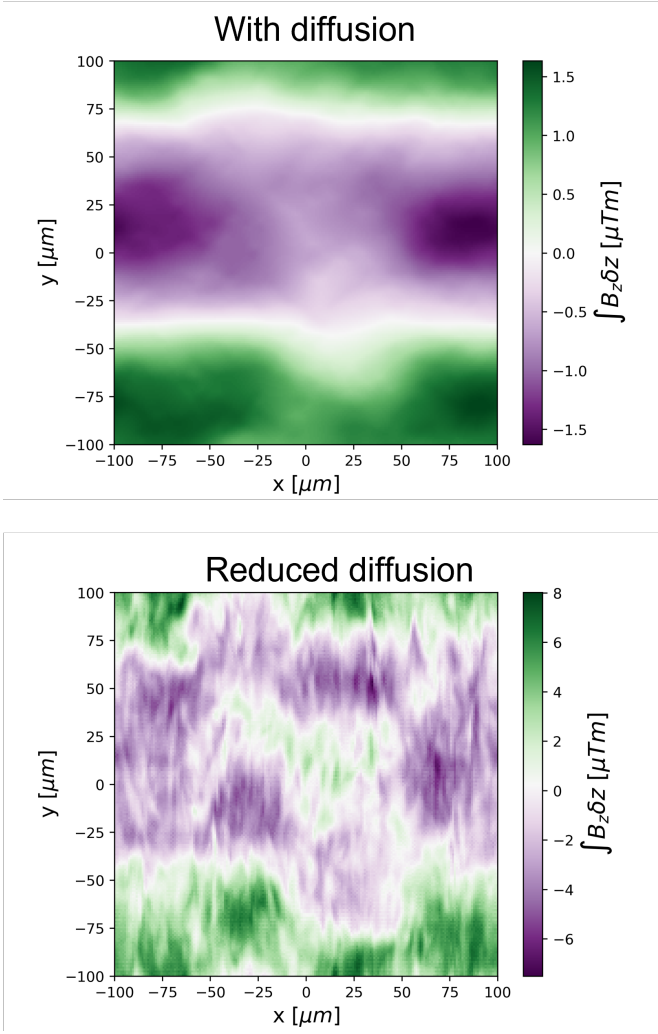


FIG. 7: The line-integrated z -component of the magnetic field (which is a measure of how twisted the magnetic field has become) for $B_0 = 30T$ and an interface temperature of 20eV . The second plot uses a reduced magnetic diffusivity by 5 orders of magnitude, showing much greater structure on small scales, which suppresses the high modes.

bation growth:

$$Re_{m,pert.} = \frac{\frac{\partial h}{\partial t} \lambda}{\eta} \quad (8)$$

For the 100eV interface temperature used in section II, $Re_{m,pert} = 0.1$ for mode 30 (the most highly suppressed mode). This shows that $Re_{m,pert}$ does not need to exceed 1 for magnetic tension to stabilize perturbation growth. For the 20eV interface in section III, $Re_{m,pert} \approx 0.01$ for mode 30, which saw no impact from the magnetic field. Therefore, it can be assumed that for $Re_{m,pert} \leq 0.01$ the magnetic field does not stabilize perturbations.

Figure 8 plots the estimated magnetic Reynolds number at the ice-ablator interface throughout the implo-

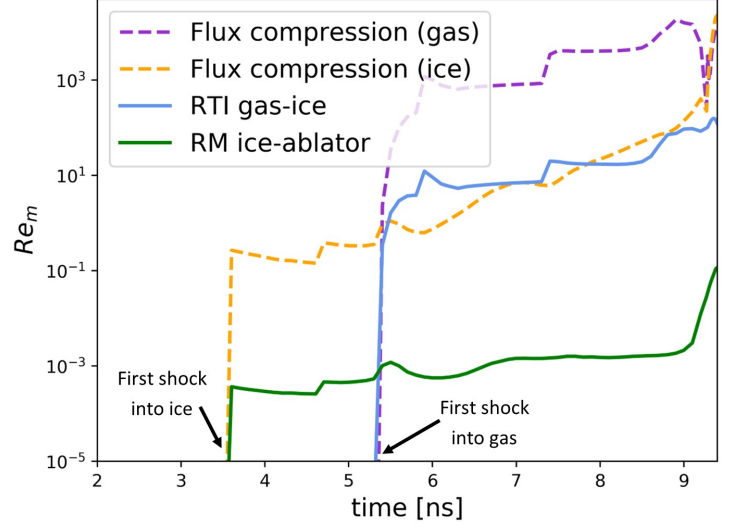


FIG. 8: Magnetic Reynolds number of the Richtmyer-Meshkov instability at the ice-ablator interface and the Rayleigh-Taylor instability at the gas-ice interface for a 1-D HYDRA simulation of N210808.

sion. A growth rate $\partial h / \partial t = 1\mu\text{m}/\text{ns}$ is assumed, which is taken from more detailed Richtmyer-Meshkov estimates¹⁰. A mode number of 2000 is used, as this is thought to have the most detrimental growth¹⁰. Before 5.5ns $Re_{m,pert} < 10^{-3}$, as the temperature is very low ($<10\text{eV}$). While the interface is progressively heated from 7ns onwards (reaching 20eV by 8.1ns), the capsule radius is simultaneously reduced, which lowers the perturbation length-scales.

Much of the Richtmyer-Meshkov growth is thought to occur in the earlier phase of the implosion, long before the ice-ablator interface reaches temperatures of 20eV . Even mode 200 perturbations will still have $Re_{m,pert} < 10^{-2}$.

The gas-ice interface, on the other hand, is expected to have much lower resistivity; the temperature is much higher ($>100\text{eV}$ from 6ns) and the dominant modes are much lower (figure 8 uses mode $40^{27,44}$). In addition, the perturbation growth is much stronger (here $\partial h / \partial t = 10\mu\text{m}/\text{ns}$). Therefore, it is no surprise that simulations including resistivity have found significant magnetic stabilization of the Rayleigh-Taylor instability at this interface^{16,17,42}.

Note that the calculations made here use a Spitzer resistivity²⁸. Future work should assess uncertainty in the magnetic Reynolds by using other resistivity models, e.g. those given by Lee-More⁴⁵.

V. CONCLUSION

A 3-D magnetized Richtmyer-Meshkov test problem has been used to investigate magnetic stabilization of perturbations at the ice-ablator interface of ICF implosions. Resistive diffusion is found to be a dominant magnetic transport process, preventing the magnetic field from bending with the perturbation growth. This is unlike simulation results for Rayleigh-Taylor growth at the hot-spot edge, which suggest strong stabilization¹⁷.

While the high yield N210808 design was post-processed and found to be highly resistive at the ice-ablator interface, it remains possible that other designs would be more conductive and therefore benefit more strongly from magnetic stabilization. However, an implosion with $\approx 100\text{eV}$ interface temperatures would already be a high adiabat design and would be unlikely to undergo high compression.

Nonetheless, the high temperature interface simulated saw 50% stabilization for modes 300-600. A few important caveats should be stated explicitly here. First, the magnetic field is found to only stabilize the modes along the magnetic field lines; i.e. the overall bubble-spike height is not reduced by magnetization, although the interface surface area is reduced. Secondly, for a spherical implosion the magnetic field is only in the plane of the ablator at the capsule waist; therefore the magnetic field would only improve compressibility at the waist and not at the capsule poles.

While these results suggest magnetic fields will not improve compressibility at the ice-ablator interface, magnetic stabilization of the Rayleigh-Taylor instability at the hot-spot edge is still an exciting area of research. Experiments in the coming years will attempt to demonstrate these effects.

ACKNOWLEDGEMENTS

This work was performed under the auspices of the U.S. Department of Energy by Lawrence Livermore National Laboratory under Contract DE-AC52-07NA27344.

Work supported by LLNL LDRD projects 23-ERD-025 and 20-SI-002.

This document was prepared as an account of work sponsored by an agency of the United States government. Neither the United States government nor Lawrence Livermore National Security, LLC, nor any of their employees makes any warranty, expressed or implied, or assumes any legal liability or responsibility for the accuracy, completeness, or usefulness of any information, apparatus, product, or process disclosed, or represents that its use would not infringe privately owned rights. Reference herein to any specific commercial product, process, or service by trade name, trademark, manufacturer, or otherwise does not necessarily constitute or imply its endorsement, recommendation, or favoring by the United States government or Lawrence Livermore National Se-

curity, LLC. The views and opinions of authors expressed herein do not necessarily state or reflect those of the United States government or Lawrence Livermore National Security, LLC, and shall not be used for advertising or product endorsement purposes.

BIBLIOGRAPHY

- ¹H. Abu-Shwareb. Lawson criterion for ignition exceeded in an inertial fusion experiment. *Physical Review Letters*, 129(7):075001, 2022.
- ²D. S. Clark, C. R. Weber, J. L. Milovich, A. E. Pak, D. T. Casey, B. A. Hammel, D. D. Ho, O. S. Jones, J. M. Koning, A. L. Kritcher, M. M. Marinak, L. P. Masse, D. H. Munro, M. V. Patel, P. K. Patel, H. F. Robey, C. R. Schroeder, S. M. Sepke, and M. J. Edwards. Three-dimensional modeling and hydrodynamic scaling of National Ignition Facility implosions. *Physics of Plasmas*, 26(5):050601, 2019.
- ³RICHARD L. HOLMES, GUY DIMONTE, BRUCE FRYXELL, MICHAEL L. GITTINGS, JOHN W. GROVE, MARYLYN SCHNEIDER, DAVID H. SHARP, ALEXANDER L. VELIKOVICH, ROBERT P. WEAVER, and QIANG ZHANG. Richtmyer–Meshkov instability growth: Experiment, simulation and theory. *Journal of Fluid Mechanics*, 389:55–79, 1999.
- ⁴M. Vetter and B. Sturtevant. Experiments on the Richtmyer–Meshkov instability of an air/SF₆ interface. *Shock Waves*, 4(5):247–252, March 1995.
- ⁵J. W. Jacobs and J. M. Sheeley. Experimental study of incompressible Richtmyer–Meshkov instability. *Physics of Fluids*, 8(2):405–415, February 1996.
- ⁶Ye Zhou. Rayleigh–Taylor and Richtmyer–Meshkov instability induced flow, turbulence, and mixing. I. *Rayleigh–Taylor and Richtmyer–Meshkov instability induced flow, turbulence, and mixing. I*, 720–722:1–136, December 2017.
- ⁷C. R. Weber, T. Döppner, D. T. Casey, T. L. Bunn, L. C. Carlson, R. J. Dylla-Spears, B. J. Kozioziemski, A. G. MacPhee, A. Nikroo, H. F. Robey, J. D. Sater, and V. A. Smalyuk. First measurements of fuel-ablator interface instability growth in inertial confinement fusion implosions on the national ignition facility. *Physical Review Letters*, 117(7):075002, August 2016.
- ⁸S. J. Ali, P. M. Celliers, S. Haan, T. R. Boehly, N. Whiting, S. H. Baxamusa, H. Reynolds, M. A. Johnson, J. D. Hughes, B. Watson, H. Huang, J. Biener, K. Engelhorn, V. A. Smalyuk, and O. L. Landen. Probing the seeding of hydrodynamic instabilities from nonuniformities in ablator materials using 2D velocimetry. *Physics of Plasmas*, 25(9):092708, September 2018.
- ⁹V A Smalyuk, C R Weber, O L Landen, S Ali, B Bachmann, P M Celliers, E L Dewald, A Fernandez, B A Hammel, G Hall, A G MacPhee, L Pickworth, H F Robey, N Alfonso, K L Baker, L F Berzak Hopkins, L Carlson, D T Casey, D S Clark, J Crippen, L Divol, T Döppner, M J Edwards, M Farrell, S Felker, J E Field, S W Haan, A V Hamza, M Havre, M C Herrmann, W W Hsing, S Khan, J Kline, J J Kroll, S LePape, E Loomis, B J MacGowan, D Martinez, L Masse, M Mauldin, J L Milovich, A S Moore, A Nikroo, A Pak, P K Patel, J L Peterson, K Raman, B A Remington, N Rice, M Schoff, and M Stadermann. Review of hydrodynamic instability experiments in inertially confined fusion implosions on National Ignition Facility. *Plasma Physics and Controlled Fusion*, 62(1):014007, October 2019.
- ¹⁰C. R. Weber, D. S. Clark, D. T. Casey, G. N. Hall, O. Jones, O. Landen, A. Pak, and V. A. Smalyuk. Reduced mixing in inertial confinement fusion with early-time interface acceleration. *Physical Review E*, 108(2):L023202, August 2023.
- ¹¹J. D. Moody. The magnetized indirect drive project on the National Ignition Facility. *In Submission*, 2021.
- ¹²J. D. Moody, B. B. Pollock, H. Sio, D. J. Strozzi, D. D.-M. Ho, C. A. Walsh, G. E. Kemp, B. Lahmann, S. O. Kucheyev,

- B. Kozioziemski, E. G. Carroll, J. Kroll, D. K. Yanagisawa, J. Angus, B. Bachmann, S. D. Bhandarkar, J. D. Bude, L. Divol, B. Ferguson, J. Fry, L. Hagler, E. Hartouni, M. C. Herrmann, W. Hsing, D. M. Holunga, N. Izumi, J. Javedani, A. Johnson, S. Khan, D. Kalantar, T. Kohut, B. G. Logan, N. Masters, A. Nikroo, N. Orsi, K. Piston, C. Provencher, A. Rowe, J. Sater, K. Skulina, W. A. Stygar, V. Tang, S. E. Winters, G. Zimmerman, P. Adrian, J. P. Chittenden, B. Appelbe, A. Boxall, A. Crilly, S. O'Neill, J. Davies, J. Peebles, and S. Fujioka. Increased Ion Temperature and Neutron Yield Observed in Magnetized Indirectly Driven $\{D\}_2$ -Filled Capsule Implosions on the National Ignition Facility. *Physical Review Letters*, 129(19):195002, November 2022.
- ¹³H. Sio, J. D. Moody, B. B. Pollock, D. J. Strozzi, D. D.-M. Ho, C. A. Walsh, G. E. Kemp, B. Lahmann, S. O. Kucheyev, B. Kozioziemski, E. G. Carroll, J. Kroll, D. K. Yanagisawa, J. Angus, B. Bachmann, A. A. Baker, L. B. Bayu Aji, S. D. Bhandarkar, J. D. Bude, L. Divol, A. M. Engwall, B. Ferguson, J. Fry, L. Hagler, E. Hartouni, M. C. Herrmann, W. Hsing, D. M. Holunga, J. Javedani, A. Johnson, S. Khan, D. Kalantar, T. Kohut, B. G. Logan, N. Masters, A. Nikroo, N. Izumi, N. Orsi, K. Piston, C. Provencher, A. Rowe, J. Sater, S. J. Shin, K. Skulina, W. A. Stygar, V. Tang, S. E. Winters, G. Zimmerman, J. P. Chittenden, B. Appelbe, A. Boxall, A. Crilly, S. O'Neill, D. Barnak, J. Davies, J. Peebles, J. H. Bae, K. Clark, M. Havre, M. Mauldin, M. Ratledge, S. Vonhof, P. Adrian, B. Reichelt, S. Fujioka, and M. Fraenkel. Performance scaling with an applied magnetic field in indirect-drive inertial confinement fusion implosions. *Physics of Plasmas*, 30(7):072709, July 2023.
- ¹⁴P Y Chang, G Fiksel, M Hohenberger, J P Knauer, R Betti, F J Marshall, and D D Meyerhofer. Fusion Yield Enhancement in Magnetized Laser-Driven Implosions. *Physical Review Letters*, 035006(July):2–5, 2011.
- ¹⁵C. A. Walsh, S. O'Neill, J. P. Chittenden, A. J. Crilly, B. Appelbe, D. J. Strozzi, D. Ho, H. Sio, B. Pollock, L. Divol, E. Hartouni, M. Rosen, B. G. Logan, and J. D. Moody. Magnetized ICF implosions: Scaling of temperature and yield enhancement. *Physics of Plasmas*, 29(4):042701, April 2022.
- ¹⁶C A Walsh, K McGlinchey, J K Tong, B D Appelbe, A Crilly, M Zhang, and J P Chittenden. Perturbation Modifications by Pre-magnetisation in Inertial Confinement Fusion Implosions. *Physics of Plasmas*, 096(December):1–12, 2019.
- ¹⁷Christopher A. Walsh. Magnetized ablative rayleigh-taylor instability in 3-D, 2021.
- ¹⁸Ravi Samtaney. Suppression of the Richtmyer–Meshkov instability in the presence of a magnetic field. *Physics of Fluids*, 15(8):L53–L56, June 2003.
- ¹⁹Takayoshi Sano, Tsuyoshi Inoue, and Katsunobu Nishihara. Critical Magnetic Field Strength for Suppression of the Richtmyer–Meshkov Instability in Plasmas. *Physical Review Letters*, 111(20):205001, November 2013.
- ²⁰Takayoshi Sano, Katsunobu Nishihara, Chihiro Matsuoka, and Tsuyoshi Inoue. MAGNETIC FIELD AMPLIFICATION ASSOCIATED WITH THE RICHTMYER–MESHKOV INSTABILITY. *The Astrophysical Journal*, 758(2):126, October 2012.
- ²¹Jintao Cao, Zhengwei Wu, Haijun Ren, and Ding Li. Effects of shear flow and transverse magnetic field on Richtmyer–Meshkov instability. *Physics of Plasmas*, 15(4):042102, April 2008.
- ²²R. Betti, M. Umansky, V. Lobatchev, V. N. Goncharov, and R. L. McCrory. Hot-spot dynamics and deceleration-phase Rayleigh–Taylor instability of imploding inertial confinement fusion capsules. *Physics of Plasmas*, 8(12):5257–5267, December 2001.
- ²³A. Ciardi, S. V. Lebedev, A. Frank, E. G. Blackman, J. P. Chittenden, C. J. Jennings, D. J. Ampleford, S. N. Bland, S. C. Bott, J. Rapley, G. N. Hall, F. A. Suzuki-Vidal, A. Marocchino, T. Lery, and C. Stehle. The evolution of magnetic tower jets in the laboratory. In *Physics of Plasmas*, volume 14, November 2007.
- ²⁴J.P. Chittenden, N.P. Niasse, S.N. Bland, G.A. Hall, S.V. Lebedev, and C. A. Jennings. Recent advances in magneto-hydrodynamic modeling of wire array Z-pinch. In *2009 IEEE International Conference on Plasma Science - Abstracts*, pages 1–1. IEEE, June 2009.
- ²⁵C.A. Walsh, J.P. Chittenden, K. McGlinchey, N.P.L. Niasse, and B.D. Appelbe. Self-Generated Magnetic Fields in the Stagnation Phase of Indirect-Drive Implosions on the National Ignition Facility. *Physical Review Letters*, 118(15):155001–155001, April 2017.
- ²⁶C. A. Walsh, J. P. Chittenden, D. W. Hill, and C. Ridgers. Extended-magnetohydrodynamics in under-dense plasmas. *Physics of Plasmas*, 27(2):022103, February 2020.
- ²⁷C. A. Walsh and D. S. Clark. Biermann battery magnetic fields in ICF capsules: Total magnetic flux generation. *Physics of Plasmas*, 28(9):092705, September 2021.
- ²⁸E. M. Epperlein and M. G. Haines. Plasma transport coefficients in a magnetic field by direct numerical solution of the Fokker–Planck equation. *Physics of Fluids*, 29(4), 1986.
- ²⁹James D. Sadler, Christopher A. Walsh, and Hui Li. Symmetric Set of Transport Coefficients for Collisional Magnetized Plasma. *Physical Review Letters*, 126(7):075001, February 2021.
- ³⁰J. R. Davies, H. Wen, Jeong-Young Ji, and Eric D. Held. Transport coefficients for magnetic-field evolution in inviscid magnetohydrodynamics. *Physics of Plasmas*, 28(1):012305, January 2021.
- ³¹C.A. Walsh, J.D. Sadler, and J.R. Davies. Updated magnetized transport coefficients: Impact on laser-plasmas with self-generated or applied magnetic fields. 61(11):116025, September 2021.
- ³²C. A. Walsh. *Extended Magneto-hydrodynamic Effects in Indirect-Drive Inertial Confinement Fusion Experiments*. PhD thesis, 2018.
- ³³C. A. Walsh and D. S. Clark. Nonlinear ablative Rayleigh–Taylor instability: Increased growth due to self-generated magnetic fields. *Physical Review E*, 107(1):L013201, January 2023.
- ³⁴James M. Stone and Thomas Gardiner. Nonlinear evolution of the magnetohydrodynamic Rayleigh–Taylor instability. *Physics of Fluids*, 19(9):094104, September 2007.
- ³⁵J. P. Knauer, O. V. Gotchev, P. Y. Chang, D. D. Meyerhofer, O. Polomarov, R. Betti, J. a. Frenje, C. K. Li, M. J.-E. Manuel, R. D. Petrasso, J. R. Rygg, and F. H. Séguin. Compressing magnetic fields with high-energy lasers. *Physics of Plasmas*, 17(056318), May 2010.
- ³⁶O. V. Gotchev, P. Y. Chang, J. P. Knauer, D. D. Meyerhofer, O. Polomarov, J. Frenje, C. K. Li, M. J.-E. Manuel, R. D. Petrasso, J. R. Rygg, F. H. Séguin, and R. Betti. Laser-Driven Magnetic-Flux Compression in High-Energy-Density Plasmas. *Physical Review Letters*, 103(21):215004, November 2009.
- ³⁷William E. Lewis, Owen M. Mannion, D. E. Ruiz, Christopher A. Jennings, Patrick F. Knapp, Matthew R. Gomez, Adam J. Harvey-Thompson, Matthew R. Weis, Stephen A. Slutz, David J. Ampleford, and Kristian Beckwith. Data-driven assessment of magnetic charged particle confinement parameter scaling in magnetized liner inertial fusion experiments on Z. *Physics of Plasmas*, 30(5):052701, May 2023.
- ³⁸P F Schmit, P F Knapp, S B Hansen, M R Gomez, K D Hahn, D B Sinars, K J Peterson, S A Slutz, A B Sefkow, T J Awe, E Harding, C A Jennings, G A Chandler, G W Cooper, M E Cuneo, M Geissel, M C Herrmann, M H Hess, O Johns, D C Lamppa, M R Martin, R D McBride, J L Porter, G K Robertson, G A Rochau, D C Rovang, C L Ruiz, and M E Savage. Understanding Fuel Magnetization and Mix Using Secondary Nuclear Reactions in Magneto-Inertial Fusion. *Physical Review Letters*, 155004(October):1–6, 2014.
- ³⁹J. R. Davies, R. Betti, P.-Y. Chang, and G. Fiksel. The importance of electrothermal terms in Ohm's law for magnetized spherical implosions. *Physics of Plasmas*, 22(112703), November 2015.
- ⁴⁰M. Hohenberger, P.-Y. Chang, G. Fiksel, J. P. Knauer, R. Betti, F. J. Marshall, D. D. Meyerhofer, F. H. Séguin, and R. D. Pe-

- trasso. Inertial confinement fusion implosions with imposed magnetic field compression using the OMEGA Laser. *Physics of Plasmas*, 19(5):056306, March 2012.
- ⁴¹M. M. Marinak, R. E. Tipton, O. L. Landen, T. J. Murphy, P. Amendt, S. W. Haan, S. P. Hatchett, C. J. Keane, R. McEachern, and R. Wallace. Three-dimensional simulations of Nova high growth factor capsule implosion experiments. *Physics of Plasmas*, 3(5):2070–2076, May 1996.
- ⁴²L. J. Perkins, D. D.-M. Ho, B. G. Logan, G. B. Zimmerman, M. A. Rhodes, D. J. Strozzi, D. T. Blackfield, and S. A. Hawkins. The potential of imposed magnetic fields for enhancing ignition probability and fusion energy yield in indirect-drive inertial confinement fusion. *Physics of Plasmas*, 24(6):062708–062708, June 2017.
- ⁴³L. J. Perkins, B. G. Logan, G. B. Zimmerman, and C. J. Werner. Two-dimensional simulations of thermonuclear burn in ignition-scale inertial confinement fusion targets under compressed axial magnetic fields. In *Physics of Plasmas*, volume 20, pages 0–6, 2013.
- ⁴⁴C. R. Weber, D. S. Clark, A. W. Cook, D. C. Eder, S. W. Haan, B. A. Hammel, D. E. Hinkel, O. S. Jones, M. M. Marinak, J. L. Milovich, P. K. Patel, H. F. Robey, J. D. Salmonson, S. M. Sepke, and C. A. Thomas. Three-dimensional hydrodynamics of the deceleration stage in inertial confinement fusion. In *Physics of Plasmas*, volume 22, 2015.
- ⁴⁵Y T Lee and R M More. An electron conductivity model for dense plasmas. In *Phys. Fluids*, volume 27, pages 1273–1286, 1984.