

Torsion in the skein module of the complement of a 4-strand Montesinos knot

Haimiao Chen

Abstract

For a 3-manifold M , let $\mathcal{S}(M)$ denote its Kauffman bracket skein module. Problem 1.92 (G) (i) in the Kirby's list asks whether $\mathcal{S}(M)$ is free when M is irreducible and has no incompressible non-parallel to the boundary torus. We answer this question negatively by showing that $\mathcal{S}(M)$ contains torsion when M is the complement of a 4-strand Montesinos knot in S^3 .

Keywords: Kauffman bracket skein module; torsion; character variety; Montesinos knot; essential surface

MSC2020: 57K10, 57K16, 57K31

1 Introduction

Let R be a commutative ring with unity, and let $q^{\frac{1}{2}} \in R$ be a distinguished invertible element. Given a 3-manifold M , let $\mathcal{S}(M; R)$ denote its *Kauffman bracket skein module*, which is defined as the R -module generated by framed links embedded in M , modulo the skein relations given in Figure 1.

$$\begin{array}{c} \diagup \diagdown \\ \diagdown \diagup \end{array} = q^{\frac{1}{2}} \begin{array}{c} \diagup \diagup \\ \diagdown \diagdown \end{array} + q^{-\frac{1}{2}} \begin{array}{c} \diagdown \diagdown \\ \diagup \diagup \end{array}, \quad \bigcirc = -(q + q^{-1}) \emptyset.$$

Figure 1: Local relations defining Kauffman bracket skein modules.

When $R = \mathbb{C}$ and $q^{\frac{1}{2}} = -1$, by [2] there is an isomorphism of rings

$$\mathcal{S}(M; \mathbb{C}) / \mathcal{N} \xrightarrow{\cong} \mathbb{C}[\mathcal{X}(M)], \quad (1)$$

where \mathcal{N} is the nilradical of $\mathcal{S}(M; \mathbb{C})$, and $\mathcal{X}(M) = \mathcal{X}(\pi_1(M))$ is the $\mathrm{SL}(2, \mathbb{C})$ -character variety of M . Explicitly, the map (1) sends each link $L = K_1 \sqcup \cdots \sqcup K_m \subset M$ (the K_i 's being components) to the function

$$\mathcal{X}(M) \rightarrow \mathbb{C}, \quad \chi \mapsto \prod_{i=1}^m (-\chi([K_i])),$$

where $[K_i]$ denotes the conjugacy class in $\pi_1(M)$ determined by K_i . In this sense, skein module is regarded as a *quantization* of character variety.

Abbreviate $\mathcal{S}(M; \mathbb{Z}[q^{\pm \frac{1}{2}}])$ to $\mathcal{S}(M)$. It was known early [8] that $\mathcal{S}(M)$ may admit torsion if M contains an essential sphere or torus. Nevertheless, the following problem, considered as of fundamental importance, is still open (see [5] Problem 1.92 (G) (i) and [7] Problem 4.2):

Problem 1.1. *Is $\mathcal{S}(M)$ free when M is compact, irreducible and has no incompressible non-parallel to the boundary torus?*

Let K be a 4-strand Montesinos knot in S^3 , as shown in Figure 2, let $E_K = S^3 \setminus K$. We will show (Theorem 3.3) that $\mathcal{S}(E_K)$ has torsion. According to [6], except for a few cases, E_K is hyperbolic, so the complement of a tubular neighborhood of K provides a negative answer to Problem 1.1.

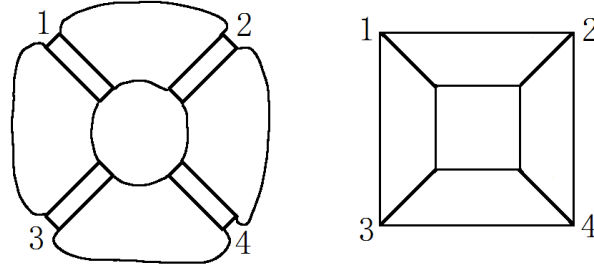


Figure 2: Left: a 4-strand Montesinos knot K ; the rectangle labeled with i stands for the i -th rational tangle. Right: a simplified presentation for K , where the thick segment labeled with i stands for the i -th tangle.

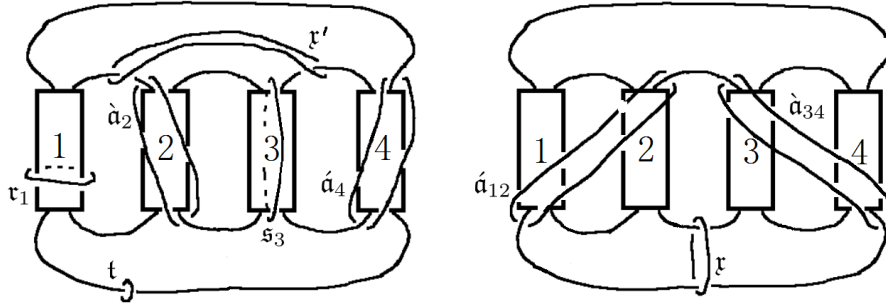


Figure 3: Some elements of $\mathcal{S}(E_K)$.

2 Preparation

Denote q^{-1} as \bar{q} , denote $q^{-\frac{1}{2}}$ as $\bar{q}^{\frac{1}{2}}$, and so forth. Let $\alpha = q + \bar{q}$.

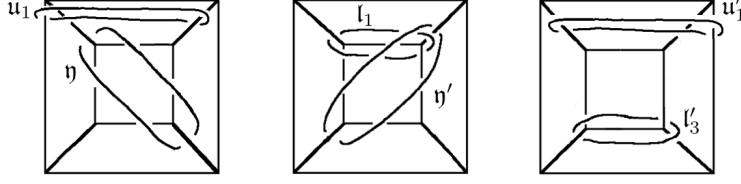


Figure 4: Some more elements of $\mathcal{S}(E_K)$.

$$\begin{aligned}
 & \text{Diagram 1} = -q^{\frac{3}{2}} \text{Diagram 2} = -q^2 \text{Diagram 3} = -q \text{Diagram 4} = q^{\frac{7}{2}} \text{Diagram 5} + q^{\frac{5}{2}} \text{Diagram 6} \\
 & = q^4 \text{Diagram 7} + q^3 \text{Diagram 8} - q^4 \text{Diagram 9} - q^3 \text{Diagram 10} + q^3 \text{Diagram 11} \\
 & = q^4 \text{Diagram 12} + q^3 \text{Diagram 13} - q^4 \text{Diagram 14} - q^3 \text{Diagram 15} + q^3 \text{Diagram 16}
 \end{aligned}$$

Figure 5: The lower equation is obtained from rotating the upper one by $-\pi/2$.

Introduce notations for certain special elements of $\mathcal{S}(E_K)$ in Figure 3 and Figure 4. The meanings for other notations such as \mathfrak{r}_2 , \mathfrak{a}_3 , \mathfrak{u}_4 are self-explanatory.

Given $\mathfrak{c}, \mathfrak{c}' \in \mathcal{S}(E_K)$, if we can isotope $\mathfrak{c}, \mathfrak{c}'$ so that $\mathfrak{c} \cap \mathfrak{c}' = \emptyset$ and $d(\mathfrak{c}) < d(\mathfrak{c}')$, where $d(\mathfrak{c})$ denotes the distance between \mathfrak{c} and the outer square (refer to the right part of Figure 2), then let $\mathfrak{c}\mathfrak{c}' \in \mathcal{S}(E_K)$ denote the element represented by $\mathfrak{c} \sqcup \mathfrak{c}'$.

Let

$$\begin{aligned}
 \mathfrak{v} &= \mathfrak{l}_1 + \mathfrak{l}_3, & \mathfrak{v}' &= \mathfrak{l}_2 + \mathfrak{l}_4, \\
 \tilde{\mathfrak{v}} &= \mathfrak{u}_1 + \mathfrak{u}_3, & \tilde{\mathfrak{v}}' &= \mathfrak{u}_2 + \mathfrak{u}_4; \\
 \mathfrak{p} &= \mathfrak{r}_1\mathfrak{r}_4 + \mathfrak{r}_2\mathfrak{r}_3, & \mathfrak{p}' &= \mathfrak{r}_1\mathfrak{r}_3 + \mathfrak{r}_2\mathfrak{r}_4.
 \end{aligned}$$

Applying the formula in Figure 6 to the inner- and outer square, we respec-

$$\begin{aligned}
& \text{Diagram 1} - \text{Diagram 2} \\
& = \bar{q} \left(\text{Diagram 3} + \text{Diagram 4} - \text{Diagram 5} - \text{Diagram 6} \right) + \text{Diagram 7} - \text{Diagram 8}
\end{aligned}$$

Figure 6: This is obtained by comparing the two equations in Figure 5.

$$\begin{aligned}
& \text{Diagram 9} = q^{\frac{1}{2}} \text{Diagram 10} + \bar{q}^{\frac{1}{2}} \text{Diagram 11} \\
& = q \text{Diagram 12} + \text{Diagram 13} + \text{Diagram 14} + \bar{q} \text{Diagram 15} \\
& \text{Diagram 16} = q \text{Diagram 17} + \text{Diagram 18} + \text{Diagram 19} + \bar{q} \text{Diagram 20}
\end{aligned}$$

Figure 7:

tively obtain

$$\eta' = \eta + \bar{q}t(\mathbf{v} - \mathbf{v}') + t^2(\mathbf{x}' - \mathbf{x}), \quad (2)$$

$$\eta' = \eta + \bar{q}t(\tilde{\mathbf{v}}' - \tilde{\mathbf{v}}) + t^2(\mathbf{x} - \mathbf{x}'). \quad (3)$$

Applying the formulas in Figure 7 to the inner square, we deduce

$$\mathbf{x}'\mathbf{x}' = q\eta' + \bar{q}\eta + \mathbf{p}', \quad (4)$$

$$\mathbf{x}'\mathbf{x} = q\eta + \bar{q}\eta' + \mathbf{p}',$$

which imply

$$\mathbf{x}'\mathbf{x} = \bar{q}^2\mathbf{x}'\mathbf{x}' + (q - \bar{q}^3)\eta + (1 - \bar{q}^2)\mathbf{p}', \quad (5)$$

and together with (2) imply

$$\alpha\eta = \mathbf{x}'\mathbf{x}' + t(\mathbf{v}' - \mathbf{v}) + q\mathbf{x}'\mathbf{x} - \mathbf{p}'. \quad (6)$$

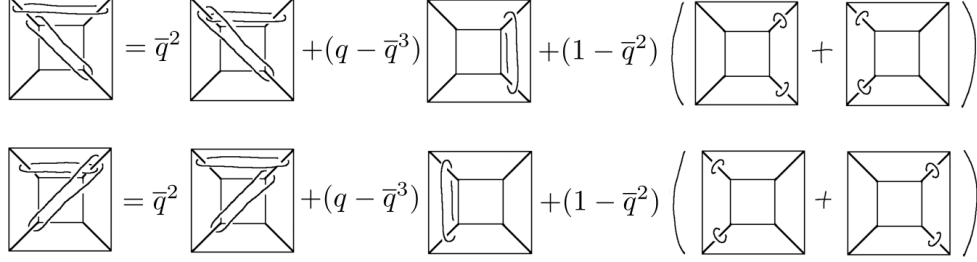


Figure 8:

The two equations in Figure 8 respectively read

$$\mathfrak{x}\eta = \bar{q}^2\eta\mathfrak{x} + (q - \bar{q}^3)\mathfrak{x}' + (1 - \bar{q}^2)\mathfrak{p}, \quad (7)$$

$$\eta'\mathfrak{x} = \bar{q}^2\mathfrak{x}\eta' + (q - \bar{q}^3)\mathfrak{x}' + (1 - \bar{q}^2)\mathfrak{p}. \quad (8)$$

3 Producing torsion

The crucial steps are

$$\begin{aligned} \mathfrak{x}\eta &\stackrel{(7)}{=} \bar{q}^2\eta\mathfrak{x} + (q - \bar{q}^3)\mathfrak{x}' + (1 - \bar{q}^2)\mathfrak{p} \\ &\stackrel{(3)}{=} \bar{q}^2(\eta' + \bar{q}t(\tilde{\mathfrak{v}} - \tilde{\mathfrak{v}}') + t^2(\mathfrak{x}' - \mathfrak{x}))\mathfrak{x} + (q - \bar{q}^3)\mathfrak{x}' + (1 - \bar{q}^2)\mathfrak{p} \\ &\stackrel{(8)}{=} \bar{q}^2(\bar{q}^2\mathfrak{x}\eta' + (q - \bar{q}^3)\mathfrak{x}' + (1 - \bar{q}^2)\mathfrak{p}) + \bar{q}^3t(\tilde{\mathfrak{v}} - \tilde{\mathfrak{v}}')\mathfrak{x} \\ &\quad + \bar{q}^2t^2\mathfrak{x}'\mathfrak{x} - \bar{q}^2t^2\mathfrak{x}^2 + (q - \bar{q}^3)\mathfrak{x}' + (1 - \bar{q}^2)\mathfrak{p} \\ &\stackrel{(2)}{=} \bar{q}^4\mathfrak{x}(\eta + \bar{q}t(\mathfrak{v} - \mathfrak{v}') + t^2(\mathfrak{x}' - \mathfrak{x})) + \alpha(1 - \bar{q}^4)\mathfrak{x}' + (1 - \bar{q}^4)\mathfrak{p} \\ &\quad + \bar{q}^3t(\tilde{\mathfrak{v}} - \tilde{\mathfrak{v}}')\mathfrak{x} + \bar{q}^2t^2\mathfrak{x}'\mathfrak{x} - \bar{q}^2t^2\mathfrak{x}^2 \\ &\stackrel{(5)}{=} \bar{q}^4\mathfrak{x}\eta + \bar{q}^4t(\bar{q}\mathfrak{x}(\mathfrak{v} - \mathfrak{v}') + q(\tilde{\mathfrak{v}} - \tilde{\mathfrak{v}}')\mathfrak{x} + 2q^2t(\mathfrak{x}' - \mathfrak{x})\mathfrak{x}) \\ &\quad + (1 - \bar{q}^2)(\bar{q}^2t^2\mathfrak{x}^2 + \bar{q}\alpha^2\mathfrak{x}' - \bar{q}^2\alpha t^2\eta + \bar{q}\alpha\mathfrak{p} - \bar{q}^2t^2\mathfrak{p}'). \end{aligned}$$

Consequently,

$$\begin{aligned} &(q^2 - 1)(\alpha\mathfrak{x}\eta + \bar{q}t^2(\alpha\eta - \mathfrak{x}^2 + \mathfrak{p}') - \alpha^2\mathfrak{x}' - \alpha\mathfrak{p}) \\ &= t(\bar{q}^2\mathfrak{x}(\mathfrak{v} - \mathfrak{v}') + (\tilde{\mathfrak{v}} - \tilde{\mathfrak{v}}')\mathfrak{x} + 2qt(\mathfrak{x}' - \mathfrak{x})\mathfrak{x}). \end{aligned}$$

The proof for the following lemma is delayed to the next section:

Lemma 3.1. *There exists $\mathfrak{g} \in \mathcal{S}(E_K)$ such that*

$$(\mathfrak{s}_3 - \alpha)(\bar{q}^2 \mathfrak{x}(\mathfrak{v} - \mathfrak{v}') + (\tilde{\mathfrak{v}} - \tilde{\mathfrak{v}}')\mathfrak{x} + 2q\mathfrak{t}(\mathfrak{x}' - \mathfrak{x})\mathfrak{x}) = (1 - \bar{q}^2)\mathfrak{g}. \quad (9)$$

Explicitly, \mathfrak{g} can be given by

$$\begin{aligned} & (\mathfrak{s}_3 - \alpha)(\mathfrak{t}(2\mathfrak{y}' + 2\mathfrak{x}' + \mathfrak{r}_1 + \mathfrak{r}_2 - \mathfrak{r}_3 - \mathfrak{r}_4 + \alpha) - \mathfrak{x}\mathfrak{l}_1 - (\mathfrak{r}_3 + \mathfrak{r}_4)\mathfrak{l}'_1 + \bar{q}\mathfrak{t}(\mathfrak{x}' - \mathfrak{x})\mathfrak{x}) \\ & + \alpha(\mathfrak{v} - \mathfrak{v}' - \tilde{\mathfrak{v}} + \tilde{\mathfrak{v}}')\mathfrak{x} + q(\mathfrak{a}_{12} - \mathfrak{x} - q^2\mathfrak{r}_3 - \mathfrak{r}_4 + \bar{q}^2\mathfrak{a}_3 + \mathfrak{a}_4 + 3\bar{q}\mathfrak{t}^2)(\mathfrak{l}_1 - \mathfrak{l}'_1). \end{aligned}$$

Remark 3.2. Here \mathfrak{s}_3 is supposed to encircle the third tangle tightly. So $\mathfrak{s}_3\mathfrak{r}_3$ or $\mathfrak{r}_3\mathfrak{s}_3$ means that \mathfrak{r}_3 encloses \mathfrak{s}_3 .

How do we work out (9)? When studying the character variety of E_K , which, in virtue of (1), is closely related to $\mathcal{S}(E_K; \mathbb{C})$ with $q^{\frac{1}{2}} = -1$, we find by lucky chance that

$$(\mathfrak{s}_3 - 2)(\mathfrak{v} - \mathfrak{v}' + \tilde{\mathfrak{v}} - \tilde{\mathfrak{v}}' + 2\mathfrak{t}(\mathfrak{x}' - \mathfrak{x})) = 0.$$

Consequently,

$$(\mathfrak{s}_3 - 2)(\mathfrak{x}(\mathfrak{v} - \mathfrak{v}') + (\tilde{\mathfrak{v}} - \tilde{\mathfrak{v}}')\mathfrak{x} + 2\mathfrak{t}(\mathfrak{x}' - \mathfrak{x})\mathfrak{x}) = 0; \quad (10)$$

then we are able to ‘quantize’ it, i.e., to find an equation in $\mathcal{S}(E_K)$ which reduces to (11) when $q^{\frac{1}{2}} = -1$.

Even better and also as another key ingredient, each monomial in \mathfrak{g} is simpler than $\mathfrak{x}\mathfrak{y}$, in certain sense.

Theorem 3.3. *The element*

$$\mathfrak{e} := (\mathfrak{s}_3 - \alpha)(\alpha\mathfrak{x}\mathfrak{y} + \bar{q}\mathfrak{t}^2(\alpha\mathfrak{y} - \mathfrak{x}^2 + \mathfrak{p}') - \alpha^2\mathfrak{x}' - \alpha\mathfrak{p})) - \bar{q}^2\mathfrak{t}\mathfrak{g}$$

does not vanish in $\mathcal{S}(E_K)$, so it is a torsion.

Proof. Assume $\mathfrak{e} = 0$ in $\mathcal{S}(E_K)$. Set $q^{\frac{1}{2}} = -1$. Then elements of $\mathcal{S}(E_K)$ can be considered as functions on $\mathcal{X}(E_K)$. We shall deduce a contradiction by restricting \mathfrak{e} to some subvariety of $\mathcal{X}(E_K)$.

According to the results of [3] Section 4.1, given $t, r_1, \dots, r_4 \in \mathbb{C}$ and $\mathbf{x}_1, \dots, \mathbf{x}_4 \in \mathrm{SL}(2, \mathbb{C})$ such that

$$z_i(t, r_i) = 0, \quad \mathrm{tr}(\mathbf{x}_i) = t, \quad \mathrm{tr}(\mathbf{x}_i^{-1}\mathbf{x}_{i+1}) = \dot{z}_i(t, r_i) + 2, \quad 1 \leq i \leq 4,$$

there is a representations $\rho : \pi_1(E_K) \rightarrow \mathrm{SL}(2, \mathbb{C})$ such that $\rho(x_i) = \mathbf{x}_i$; here $z_i(t, r), \dot{z}_i(t, r) \in \mathbb{Z}[t, r]$ are determined by the i -th rational tangle. These

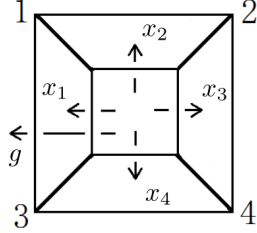


Figure 9: In the Wirtinger presentation, g and the x_i 's denote elements of $\pi_1(E_K)$.

conditions merely say that $\rho(g)$ is the identity, and there are no more constraints on the \mathbf{x}_i 's. Note that $\text{tr}(\mathbf{x}_i \mathbf{x}_{i+1}) = s_i := t^2 - \dot{z}_i(t, r_i) - 2$.

Fix a generic tuple $(t, s_1, \dots, s_4) \in \mathbb{C}^5$, and consider the elements of $\mathcal{S}(E_K)$ as functions on the subvariety $\mathcal{X}_1 \subset \mathcal{X}(E_K)$ consisting of characters of such representations. In particular, $\mathfrak{s}_3 = -2$.

For $1 \leq i_1 < \dots < i_r \leq 4$ and $1 \leq r \leq 3$, let $t_{i_1 \dots i_r} \in \mathbb{C}[\mathcal{X}(F_4)]$ (where F_4 denotes the rank 4 free group) be the function defined by

$$\text{SL}(2, \mathbb{C})^{\times 4} \ni (\mathbf{y}_1, \dots, \mathbf{y}_4) \mapsto \text{tr}(\mathbf{y}_{i_1} \cdots \mathbf{y}_{i_r}).$$

Let \mathcal{R} be the polynomial ring over \mathbb{C} generated by these $t_{i_1 \dots i_r}$'s. It is known (see [1] Theorem 3.1) that $\mathbb{C}[\mathcal{X}(F_4)] \cong \mathcal{R}/\mathcal{I}$, where the ideal \mathcal{I} is generated by the so-called relations of ‘type I’ and ‘type II’. Note that \mathcal{X}_1 can be alternatively identified with a subvariety of $\mathcal{X}(F_4)$, through which $\mathfrak{x} = t_1 t_3 - t_{13}$, $\mathfrak{x}' = t_2 t_4 - t_{24}$, and so on.

For a monomial in \mathcal{R} , define the *degree* to be the number of t_i 's with $\mathbf{i} \in \{13, 24, 123, 124, 134, 234\}$ among its factors.

Let $\mathcal{M} \subset \mathbb{C}[\mathcal{X}_1]$ denote the subspace generated by monomials of degree at most 2. It is easy to see that each of $\mathbf{u}_1, \mathbf{u}'_1, \mathbf{l}_1, \mathbf{l}'_1$ can be written as a linear combination of t_{123} and t_{13} , so they belong to \mathcal{M} . Similarly for the other elements. From (2), (6) and the expression of \mathfrak{g} we see that the leading term of \mathfrak{e} is $-8t_{13}^2 t_{24}$, and all the other monomials belong to \mathcal{M} .

Clearly, $\mathbb{C}[\mathcal{X}_1] = \mathbb{C}[\mathcal{X}(F_4)]/\mathcal{I}_1$, where \mathcal{I}_1 is generated by $t_i - t$ and $t_{i,i+1} - s_i$ for $i = 1, \dots, 4$. We can lift $\mathfrak{e} = 0$ to a relation in $\mathbb{C}[\mathcal{X}(F_4)]$ of the form

$$t_{13}^2 t_{24} + \sum_{i=1}^4 (t_i - t) \mathfrak{f}_i + \sum_{i=1}^4 (t_{i,i+1} - s_i) \mathfrak{h}_i + \mathfrak{k} = 0, \quad (11)$$

where $\mathfrak{k} \in \mathbb{C}[t_{13}, t_{24}, t_{123}, t_{124}, t_{134}, t_{234}]$ such that the degree of each monomial of \mathfrak{k} is smaller than 3. Employing ‘type I relations’ beforehand if necessary, we may assume that each monomial appearing in $\mathfrak{f}_i, \mathfrak{h}_i$ contains at most one of $t_{123}, t_{124}, t_{134}, t_{234}$.

To rule out (11), we appeal to the theory of Gröbner basis. A Gröbner basis was given in [4], although for the ring of $\mathrm{GL}(2, \mathbb{C})$ invariants of tuples of 2×2 matrices. Regard (11) as an equation in this ring. By Theorem 3.1 of [4], as an element of \mathcal{R} , the left-hand-side of (11) can be written as

$$\mathfrak{c} \left| \begin{smallmatrix} 1234 \\ 1234 \end{smallmatrix} \right| + \sum_j \lambda_j \mathfrak{m}_j \mathfrak{b}_j,$$

with $\lambda_j \in \mathbb{C}$, $\mathfrak{c} \in \mathcal{R}$, \mathfrak{m}_j being a monomial, and \mathfrak{b}_j of the form $h'_{a,b,c}$.

Set $t_i = t$ and $t_{i,i+1} = s_i$ back (so as to ignore $\mathfrak{f}_i, \mathfrak{h}_i$), then $t_{13}^2 t_{24} + \mathfrak{k}$ also equals such a linear combination. As a key observation, it is impossible for \mathfrak{b}_j to contribute $t_{13}^2 t_{24}$, neither is impossible for the leading monomial (i.e. that with largest degree) of $\mathfrak{c} \left| \begin{smallmatrix} 1234 \\ 1234 \end{smallmatrix} \right|$ to be $t_{13}^2 t_{24}$. This finishes the proof. \square

Remark 3.4. Essential surfaces in E_K was well described in [6]. As long as E_K is hyperbolic, the torsion cannot result from essential spheres or tori, so it may be yielded by surfaces of higher genus. It is interesting to reveal how this happens, and this will be pursued in future work.

4 Proof of Lemma 3.1

$$\begin{aligned}
& \text{Diagram 1} = q^{\frac{1}{2}} \text{Diagram 2} + \bar{q}^{\frac{1}{2}} \text{Diagram 3} = q \text{Diagram 4} + \text{Diagram 5} + \bar{q}^{\frac{1}{2}} \text{Diagram 6} \\
& = q^{\frac{3}{2}} \text{Diagram 7} - q^2 \text{Diagram 8} + \text{Diagram 9} + \bar{q} \text{Diagram 10} + \text{Diagram 11} \\
& = q^2 \text{Diagram 12} + \alpha \text{Diagram 13} - q^2 \text{Diagram 14} - q^2 \text{Diagram 15} \\
& - \text{Diagram 16} - q \text{Diagram 17} + \text{Diagram 18} + \text{Diagram 19}
\end{aligned}$$

Figure 10: Computing $\mathfrak{s}_3 u_1$, $\mathfrak{s}_3 l_1$, $\mathfrak{s}_3 u_4$, $\mathfrak{s}_3 l_4$, $\mathfrak{r} l_2$, $\mathfrak{r} l_4$.

To simplify the computation, assume that \mathfrak{r} has been tightened, so that we can pretend that it is absent from now on, only remember that some \mathfrak{t} 's

$$\begin{aligned}
& \text{Diagram 1} = q^{\frac{1}{2}} \text{Diagram 2} + \bar{q}^{\frac{1}{2}} \text{Diagram 3} = q^{\frac{1}{2}} \text{Diagram 4} + \text{Diagram 5} + \bar{q} \text{Diagram 6} \\
& = q \text{Diagram 7} + \text{Diagram 8} + \text{Diagram 9} + \bar{q}^{\frac{1}{2}} \text{Diagram 10} - \text{Diagram 11} \\
& = \text{Diagram 12} + \alpha \text{Diagram 13} - q^2 \text{Diagram 14} - \text{Diagram 15} \\
& \quad - q^2 \text{Diagram 16} - q \text{Diagram 17} + \text{Diagram 18} + q^2 \text{Diagram 19}
\end{aligned}$$

Figure 11: Computing $\mathfrak{s}_3 u_3$, $\mathfrak{s}_3 l_2$, $l_2 \mathfrak{x}$.

$$\begin{aligned}
& \text{Diagram 1} = q^{\frac{1}{2}} \text{Diagram 2} + \bar{q}^{\frac{1}{2}} \text{Diagram 3} = q^{\frac{1}{2}} \text{Diagram 4} + \text{Diagram 5} + \bar{q} \text{Diagram 6} \\
& = q \text{Diagram 7} + \text{Diagram 8} + \text{Diagram 9} + \bar{q}^{\frac{1}{2}} \text{Diagram 10} - \text{Diagram 11} \\
& = \text{Diagram 12} + \alpha \text{Diagram 13} - \text{Diagram 14} - q^2 \text{Diagram 15} \\
& \quad - q^2 \text{Diagram 16} - q \text{Diagram 17} + q^2 \text{Diagram 18} + \text{Diagram 19}
\end{aligned}$$

Figure 12: Computing $\mathfrak{s}_3 l_3$, $\mathfrak{s}_3 u_2$, $l_4 \mathfrak{x}$.

actually enclose \mathfrak{x} , for which case we use \mathfrak{t}° to indicate. Observe that when \mathfrak{x} ‘grows up’, the only obstructions come from \mathfrak{l}_1 , \mathfrak{l}_2 and \mathfrak{l}_4 .

By Figure 10,

$$\begin{aligned}\mathfrak{s}_3\mathfrak{u}_1 &= (q^2\mathfrak{a}_{12} - q^2\mathfrak{a}_1 - q^2\mathfrak{a}_2 + \mathfrak{r}_1 + \mathfrak{r}_2)\mathfrak{t} - (\mathfrak{x} + q\mathfrak{t}^2)\mathfrak{t}^\circ + \alpha\mathfrak{l}_1, \\ \mathfrak{s}_3\mathfrak{l}_1 &= (-q^2\mathfrak{a}_1 - q^2\mathfrak{a}_2 + \mathfrak{r}_1 + \mathfrak{r}_2 - \mathfrak{x} - q\mathfrak{t}^2)\mathfrak{t} + q^2\mathfrak{a}_{12}\mathfrak{t}^\circ + \alpha\mathfrak{u}_1.\end{aligned}$$

By Figure 11,

$$\mathfrak{s}_3\mathfrak{u}_3 = (\mathfrak{a}_{34} - \mathfrak{a}_3 - q^2\mathfrak{a}_4 + q^2\mathfrak{r}_3 + \mathfrak{r}_4 - q^2\mathfrak{x} - q\mathfrak{t}^2)\mathfrak{t} + \alpha\mathfrak{l}_3.$$

By Figure 12,

$$\mathfrak{s}_3\mathfrak{l}_3 = (\mathfrak{a}_{34} - \mathfrak{a}_3 - q^2\mathfrak{a}_4 + q^2\mathfrak{r}_3 + \mathfrak{r}_4 - q^2\mathfrak{x} - q\mathfrak{t}^2)\mathfrak{t} + \alpha\mathfrak{u}_3.$$

Hence

$$\begin{aligned}& (\mathfrak{s}_3 - \alpha)(\bar{q}^2\mathfrak{v} + \tilde{\mathfrak{v}}) \\ &= (\bar{q}^2\mathfrak{s}_3\mathfrak{l}_1 + \bar{q}^2\mathfrak{s}_3\mathfrak{l}_3 + \mathfrak{s}_3\mathfrak{u}_1 + \mathfrak{s}_3\mathfrak{u}_3) - \alpha(\bar{q}^2\mathfrak{l}_1 + \bar{q}^2\mathfrak{l}_3 + \mathfrak{u}_1 + \mathfrak{u}_3) \\ &= \alpha(q\mathfrak{a}_{12} + \bar{q}\mathfrak{a}_{34} - q\mathfrak{a}_1 - q\mathfrak{a}_2 - \bar{q}\mathfrak{a}_3 - q\mathfrak{a}_4 + \bar{q}\mathfrak{r}_1 + \bar{q}\mathfrak{r}_2 + q\mathfrak{r}_3 + \bar{q}\mathfrak{r}_4 - \alpha\mathfrak{x} - 2\mathfrak{t}^2)\mathfrak{t} \\ &\quad + (\mathfrak{a}_{12} - \mathfrak{x} - q\mathfrak{t}^2)(\mathfrak{t}^\circ - \mathfrak{t}) + (\bar{q}^3 - q)(\mathfrak{u}_1 + \mathfrak{u}_3 - \mathfrak{l}_1 - \mathfrak{l}_3) \\ &= \alpha(\bar{q}\mathfrak{r}_1 + \bar{q}\mathfrak{r}_2 + q\mathfrak{r}_3 + \bar{q}\mathfrak{r}_4 - q\mathfrak{a}_1 - q\mathfrak{a}_2 - \bar{q}\mathfrak{a}_3 - q\mathfrak{a}_4 - 4\mathfrak{t}^2)\mathfrak{t} + \alpha(\mathfrak{s}_3 - \alpha)\mathfrak{x}\mathfrak{t} \\ &\quad + (\mathfrak{a}_{12} - \mathfrak{x} - q\mathfrak{t}^2)(\mathfrak{t}^\circ - \mathfrak{t}) + (\bar{q}^3 - q)(\mathfrak{u}_1 + \mathfrak{u}_3 - \mathfrak{l}_1 - \mathfrak{l}_3);\end{aligned}$$

in the last equality, we use $\mathfrak{s}_3\mathfrak{x} = q\mathfrak{a}_{12} + \bar{q}\mathfrak{a}_{34} + 2\mathfrak{t}^2$ which can be deduced from Figure 7.

By Figure 10,

$$\begin{aligned}\mathfrak{s}_3\mathfrak{u}_4 &= (q^2\mathfrak{a}_{41} - q^2\mathfrak{a}_4 - q^2\mathfrak{a}_1 + \mathfrak{r}_1 - \mathfrak{x}' - q\mathfrak{t}^2)\mathfrak{t} + \alpha\mathfrak{l}_4 + \mathfrak{r}_4\mathfrak{t}^\circ, \\ \mathfrak{s}_3\mathfrak{l}_4 &= (q^2\mathfrak{a}_{41} - q^2\mathfrak{a}_1 + \mathfrak{r}_4 + \mathfrak{r}_1 - \mathfrak{x}')\mathfrak{t} + \alpha\mathfrak{u}_4 - (q^2\mathfrak{a}_4 + q\mathfrak{t}^2)\mathfrak{t}^\circ.\end{aligned}$$

By Figure 11,

$$\mathfrak{s}_3\mathfrak{l}_2 = (\mathfrak{a}_{23} - q^2\mathfrak{a}_2 + \mathfrak{r}_2 + q^2\mathfrak{r}_3 - q^2\mathfrak{x}')\mathfrak{t} + \alpha\mathfrak{u}_2 - (\mathfrak{a}_3 + q\mathfrak{t}^2)\mathfrak{t}^\circ.$$

By Figure 12,

$$\mathfrak{s}_3\mathfrak{u}_2 = (\mathfrak{a}_{23} - q^2\mathfrak{a}_2 - \mathfrak{a}_3 + \mathfrak{r}_2 - q^2\mathfrak{x}' - q\mathfrak{t}^2)\mathfrak{t} + \alpha\mathfrak{l}_2 + q^2\mathfrak{r}_3\mathfrak{t}^\circ.$$

Hence

$$\begin{aligned}
& (\mathfrak{s}_3 - \alpha)(\bar{q}^2 \mathfrak{v}' + \tilde{\mathfrak{v}}') \\
&= \mathfrak{s}_3(\bar{q}^2 \mathfrak{l}_2 + \bar{q}^2 \mathfrak{l}_4 + \mathfrak{u}_2 + \mathfrak{u}_4) - \alpha(\bar{q}^2 \mathfrak{l}_2 + \bar{q}^2 \mathfrak{l}_4 + \mathfrak{u}_2 + \mathfrak{u}_4) \\
&= \alpha(\bar{q} \mathfrak{a}_{23} + q \mathfrak{a}_{41} - q \mathfrak{a}_1 - q \mathfrak{a}_2 - \bar{q} \mathfrak{a}_3 - q \mathfrak{a}_4 + \bar{q} \mathfrak{r}_1 + \bar{q} \mathfrak{r}_2 + q \mathfrak{r}_3 + \bar{q} \mathfrak{r}_4 - \alpha \mathfrak{x}' - 2\mathfrak{t}^2) \mathfrak{t} \\
&\quad + (q^2 \mathfrak{r}_3 + \mathfrak{r}_4 - \bar{q}^2 \mathfrak{a}_3 - \mathfrak{a}_4 - 2\bar{q} \mathfrak{t}^2)(\mathfrak{t}^\circ - \mathfrak{t}) + (\bar{q}^3 - q)(\mathfrak{u}_2 + \mathfrak{u}_4 - \mathfrak{l}_2 - \mathfrak{l}_4) \\
&= \alpha(\bar{q} \mathfrak{r}_1 + \bar{q} \mathfrak{r}_2 + q \mathfrak{r}_3 + \bar{q} \mathfrak{r}_4 - q \mathfrak{a}_1 - q \mathfrak{a}_2 - \bar{q} \mathfrak{a}_3 - q \mathfrak{a}_4 - 4\mathfrak{t}^2) \mathfrak{t} + \alpha(\mathfrak{s}_3 - \alpha) \mathfrak{x}' \mathfrak{t} \\
&\quad + (q^2 \mathfrak{r}_3 + \mathfrak{r}_4 - \bar{q}^2 \mathfrak{a}_3 - \mathfrak{a}_4 - (q + 3\bar{q}) \mathfrak{t}^2)(\mathfrak{t}^\circ - \mathfrak{t}) + (\bar{q}^3 - q)(\mathfrak{u}_2 + \mathfrak{u}_4 - \mathfrak{l}_2 - \mathfrak{l}_4);
\end{aligned}$$

in the last equality, we use $\mathfrak{s}_3 \mathfrak{x}' = \bar{q} \mathfrak{a}_{23} + q \mathfrak{a}_{41} + \mathfrak{t}^2 + \mathfrak{t} \mathfrak{t}^\circ$ which can be deduced from Figure 7.

Thus,

$$\begin{aligned}
& (\mathfrak{s}_3 - \alpha)((\bar{q}^2(\mathfrak{v} - \mathfrak{v}') + \tilde{\mathfrak{v}} - \tilde{\mathfrak{v}}' + 2q\mathfrak{t}(\mathfrak{x}' - \mathfrak{x})) \\
&= (\bar{q} - q)(\mathfrak{s}_3 - \alpha)\mathfrak{t}(\mathfrak{x} - \mathfrak{x}') + (q - \bar{q}^3)(\mathfrak{v} - \mathfrak{v}' - \tilde{\mathfrak{v}} + \tilde{\mathfrak{v}}') \\
&\quad + (\mathfrak{a}_{12} - \mathfrak{x} - q^2 \mathfrak{r}_3 - \mathfrak{r}_4 + \bar{q}^2 \mathfrak{a}_3 + \mathfrak{a}_4 + 3\bar{q} \mathfrak{t}^2)(\mathfrak{t}^\circ - \mathfrak{t}).
\end{aligned}$$

From Figure 10, Figure 11 we see respectively

$$\begin{aligned}
\mathfrak{x} \mathfrak{l}_2 &= q^2 \mathfrak{t} \mathfrak{y}' + \alpha \mathfrak{l}_4 - q^2 \mathfrak{r}_2 \mathfrak{l}_3' - q^2 \mathfrak{r}_3 \mathfrak{l}_1' - q \mathfrak{t} \mathfrak{r}_2 \mathfrak{r}_3 + \mathfrak{t}(\mathfrak{r}_4 + \mathfrak{r}_1) - \mathfrak{t} \mathfrak{x}', \\
\mathfrak{l}_2 \mathfrak{x} &= \mathfrak{t} \mathfrak{y}' + \alpha \mathfrak{l}_4 - q^2 \mathfrak{r}_2 \mathfrak{l}_3' - \mathfrak{r}_3 \mathfrak{l}_1' - q \mathfrak{t} \mathfrak{r}_2 \mathfrak{r}_3 + \mathfrak{t}(q^2 \mathfrak{r}_4 + \mathfrak{r}_1) - q^2 \mathfrak{t} \mathfrak{x}'.
\end{aligned}$$

From Figure 10, Figure 12 we see respectively

$$\begin{aligned}
\mathfrak{x} \mathfrak{l}_4 &= q^2 \mathfrak{t} \mathfrak{y}' + \alpha \mathfrak{l}_2 - q^2 \mathfrak{r}_4 \mathfrak{l}_1' - q^2 \mathfrak{r}_1 \mathfrak{l}_3' - q \mathfrak{t} \mathfrak{r}_1 \mathfrak{r}_4 + \mathfrak{t}(\mathfrak{r}_2 + \mathfrak{r}_3) - \mathfrak{t} \mathfrak{x}', \\
\mathfrak{l}_4 \mathfrak{x} &= \mathfrak{t} \mathfrak{y}' + \alpha \mathfrak{l}_2 - \mathfrak{r}_4 \mathfrak{l}_1' - q^2 \mathfrak{r}_1 \mathfrak{l}_3' - q \mathfrak{t} \mathfrak{r}_1 \mathfrak{r}_4 + \mathfrak{t}(\mathfrak{r}_2 + q^2 \mathfrak{r}_3) - q^2 \mathfrak{t} \mathfrak{x}'.
\end{aligned}$$

Moreover, it is easy to deduce

$$\mathfrak{x} \mathfrak{l}_1 = \bar{q}^2 \mathfrak{l}_1 \mathfrak{x} + (q - \bar{q}^3) \mathfrak{t} + (1 - \bar{q}^2) \mathfrak{t}(\mathfrak{r}_1 + \mathfrak{r}_2).$$

Hence

$$\begin{aligned}
\mathfrak{x} \mathfrak{v}' - \mathfrak{v}' \mathfrak{x} &= \mathfrak{x}(\mathfrak{l}_1 + \mathfrak{l}_2 + \mathfrak{l}_4) - (\mathfrak{l}_1 + \mathfrak{l}_2 + \mathfrak{l}_4) \mathfrak{x} \\
&= (q^2 - 1)(\mathfrak{t}(2\mathfrak{y}' + 2\mathfrak{x}' + \mathfrak{r}_1 + \mathfrak{r}_2 - \mathfrak{r}_3 - \mathfrak{r}_4 + \alpha) - \mathfrak{x} \mathfrak{l}_1 - (\mathfrak{r}_3 + \mathfrak{r}_4) \mathfrak{l}_1').
\end{aligned}$$

Therefore, the left-hand-side of (9) equals

$$\begin{aligned}
& \bar{q}^2(\mathfrak{s}_3 - \alpha)(\mathfrak{x} \mathfrak{v}' - \mathfrak{v}' \mathfrak{x}) + (\mathfrak{s}_3 - \alpha)(\bar{q}^2(\mathfrak{v} - \mathfrak{v}') + \tilde{\mathfrak{v}} - \tilde{\mathfrak{v}}' + 2q\mathfrak{t}(\mathfrak{x}' - \mathfrak{x})) \mathfrak{x} \\
&= (1 - \bar{q}^2)(\mathfrak{s}_3 - \alpha)(\mathfrak{t}(2\mathfrak{y}' + 2\mathfrak{x}' + \mathfrak{r}_1 + \mathfrak{r}_2 - \mathfrak{r}_3 - \mathfrak{r}_4 + \alpha) - \mathfrak{x} \mathfrak{l}_1 - (\mathfrak{r}_3 + \mathfrak{r}_4) \mathfrak{l}_1') \\
&\quad + (\bar{q} - q)(\mathfrak{s}_3 - \alpha)\mathfrak{t}(\mathfrak{x} - \mathfrak{x}') \mathfrak{x} + (q - \bar{q}^3)(\mathfrak{v} - \mathfrak{v}' - \tilde{\mathfrak{v}} + \tilde{\mathfrak{v}}') \mathfrak{x} \\
&\quad + (\mathfrak{a}_{12} - \mathfrak{x} - q^2 \mathfrak{r}_3 - \mathfrak{r}_4 + \bar{q}^2 \mathfrak{a}_3 + \mathfrak{a}_4 + 3\bar{q} \mathfrak{t}^2)(\mathfrak{t} \circ \mathfrak{x} - \mathfrak{t} \mathfrak{x}) \\
&= (1 - \bar{q}^2) \mathfrak{g};
\end{aligned}$$

in the last equality, we use $\mathfrak{t}^\circ \mathfrak{r} - \mathfrak{t} \mathfrak{r} = (q - \bar{q})(\mathfrak{l}_1 - \mathfrak{l}'_1)$ which can be deduced as follows (which is similar as Figure 7):

$$\begin{aligned} \text{Upper: } \mathfrak{t} \mathfrak{r} &= q \mathfrak{l}'_1 + \bar{q} \mathfrak{l}_1 + \mathfrak{t}(\mathfrak{r}_1 + \mathfrak{r}_2). \\ \text{Lower: } \mathfrak{t}^\circ \mathfrak{r} &= q \mathfrak{l}_1 + \bar{q} \mathfrak{l}'_1 + \mathfrak{t}(\mathfrak{r}_1 + \mathfrak{r}_2). \end{aligned}$$

Figure 13: Upper: $\mathfrak{t} \mathfrak{r} = q \mathfrak{l}'_1 + \bar{q} \mathfrak{l}_1 + \mathfrak{t}(\mathfrak{r}_1 + \mathfrak{r}_2)$. Lower: $\mathfrak{t}^\circ \mathfrak{r} = q \mathfrak{l}_1 + \bar{q} \mathfrak{l}'_1 + \mathfrak{t}(\mathfrak{r}_1 + \mathfrak{r}_2)$.

References

- [1] C. Ashley, J.-P. Burelle and S. Lawton, Rank 1 character varieties of finitely presented groups. *Geom. Dedicata* 192 (2018), 1–19.
- [2] D. Bullock, Rings of $\mathrm{SL}_2(\mathbb{C})$ -characters and the Kauffman bracket skein module. *Comment. Math. Helv.* 72 (1997), 521–542.
- [3] H.-M. Chen, The $\mathrm{SL}(2, \mathbb{C})$ -character variety of a Montesinos knot. *Stu. Sci. Math. Hung.* 59 (2022), no. 1, 75–91.
- [4] M. Domokos, Gröbner bases for the rings of special orthogonal and 2×2 matrix invariants. *J. Algebra* 243 (2001), 706–716.
- [5] R. Kirby, *Problems in low-dimensional topology*, AMS/IP Stud. Adv. Math., 2.2, Geometric topology (Athens, GA, 1993), 35–473, Amer. Math. Soc., Providence, RI, 1997.
- [6] U. Oertel, Closed incompressible surfaces in complements of star links. *Pac. J. Math.* 111 (1984), no. 1, 209–230.
- [7] T. Ohtsuki, Problems on invariants of knots and 3-manifolds. *Geometry and Topology Monographs*, Volume 4, 2002–2004.
- [8] J.H. Przytycki, Fundamentals of Kauffman bracket skein modules. *Kobe J. Math.* 16 (1999), no. 1, 45–66.

Haimiao Chen (orcid: 0000-0001-8194-1264) chenhm@math.pku.edu.cn
 Department of Mathematics, Beijing Technology and Business University,
 11# Fucheng Road, Haidian District, Beijing, China.