

# A nonconservative kinetic model under the action of an external force field for modeling the medical treatment of autoimmune response

Marco Menale<sup>1,2\*</sup> and Romina Travaglini<sup>3,4†</sup>

<sup>1\*</sup> Dipartimento di Matematica e Fisica, Università degli Studi della Campania “L. Vanvitelli”, Viale Lincoln, 5, Caserta, 81100, Italy.

<sup>2</sup>ORCID:0000-0001-8822-3038.

<sup>3</sup> Centro de Matemática, Universidade do Minho, Campus of Gualtar, Braga, 4710-057, Portugal.

<sup>4</sup>ORCID: 0000-0003-4107-1764.

\*Corresponding author(s). E-mail(s): [marco.menale@unicampania.it](mailto:marco.menale@unicampania.it);

Contributing authors: [b13201@math.uminho.pt](mailto:b13201@math.uminho.pt);

†These authors contributed equally to this work.

## Abstract

In this paper, we develop a new nonconservative kinetic framework to be applied for the study of immune system dysregulation. From the modeling viewpoint, the new kinetic model regards a system, composed of stochastically interacting agents, under the action of an external force field. According to the application perspectives of this paper, the external force field has a specific analytical shape. In this case, some analytical results are proved, i.e. existence, uniqueness, positivity and boundedness of solution of the related Cauchy problem, under suitable assumptions, at least locally in time. Then, the model is refined to be implemented for the study of treatment strategies in case of autoimmune response. Specifically, we distinguish the autonomous case from the nonautonomous one, representing absence or delivery of drugs, respectively. The former allows to gain some stability results, still in terms of Hopf bifurcations. Whereas, the latter is qualitatively studied. Numerical simulations are provided for both schemes. They show the adherence of this new framework to the realistic scenarios, confirming its impact and potentiality.

**Keywords:** Kinetic theory, Nonconservative models, External force field, Mathematical biology, Autoimmune diseases, Cellular interactions

**Acknowledgments.** RT acknowledges the support by the Portuguese FCT/MCTES (Fundação para a Ciência e a Tecnologia) Projects UIDB/00013/2020, UIDP/00013/2020 and PTDC/03091/2022. The research of Authors has been carried out under the auspices of GNFM (National Group of Mathematical-Physics) of INdAM (National Institute of Advanced Mathematics). The research of RT has been performed in the frame of activities sponsored by Cost Action CA18232.

## 1 Introduction

Dysfunctions of human immune system are undoubtedly one of the most investigated medical research fields. The protection mechanism played by immune system against external pathogen agents, as well as its role in repairing and regeneration of damaged tissues, is as important as complicated to be understood. Unfortunately, a wide range of possible dysregulation in immune dynamics may occur, as autoimmune disorders or immunodeficiency conditions. For the case of autoimmune syndromes, they arise when immune cells manage to react against human tissues themselves, without being suppressed by specific regulation mechanisms. This may lead to different severe and debilitating surges, as inflammatory bowel disease, type 1 diabetes and multiple sclerosis. Causes of such syndromes are not clear yet, they may be genetic (Somers et al., 2006), environmental (Hess, 2002) or even viral (Marchewka et al., 2023). On the other hand, the extreme variance of possible dynamics leading to an autoimmune attack make a still open challenge for both description and treatment of these pathological conditions (see Wang et al. (2015), and references therein). The main aim of the current paper is to provide a mathematical model able to reproduce autoimmune response in presence of medical treatment. This is achieved by means of stochastically interacting system, in the framework of kinetic theory approach.

Kinetic theory for interacting particles has been widely studied and used in the last decades (see Bellomo et al. (2009) and references therein for a complete description). From the kinetic viewpoint, an interacting system is seen as composed of *particles*, also called *agents*. These agents stochastically interact during the evolution of the system; the interactions are binary and modeled by some suitable parameters. A multiscale approach is used in order to model the dynamics. At a *microscopic level*, the state of particles is described by *mechanical* and *non-mechanical* real variables. In particular, the non-mechanical one is called *activity*. In the current paper, only the latter characterizes the microscopic state of the system. The overall system is divided into functional subsystems (see Bellomo et al. (2009) for details), such that particles belonging to the same functional subsystem share the same strategy. The meaning of this “strategy” depends on the particular application taken into account. The introduction of *distribution functions*, related to the functional subsystems, furnish the *mesoscopic description* of the system. Therefore, at this level we are not interested to the specific evolution of single particles, but to the one of each functional subsystems.

Roughly speaking, it is a “statistical description” of the system, since the evolution of functional subsystems is modeled in terms of distribution functions. Depending on the particular shape of the microscopic variable, i.e. the activity, the mesoscopic level is described by integro-differential equations, partial-differential equations or ordinary differential equations. In this paper, the activity variable attains its values in a continuous real subset, therefore the evolution of the system is described by a system of nonlinear integro-differential equations. Finally, the introduction of suitable moments, obtained by integrating distribution functions with respect to the microscopic variable, the *macroscopic equations* of the system are derived. These equations furnish the overall state of the system, with the related dynamics.

It is worth stressing that kinetic theory has been widely used in the last decades, due to its versatility. For instance, there are applications in economy (Bertotti and Modanese, 2011, 2014), vehicular traffic (Fermo and Tosin, 2015), psychology (Bellomo and Carbonaro, 2008), biology (Conte and Loy, 2022) and opinion dynamics (Lachowicz et al., 2019). Moreover, the recent COVID-19 pandemic event has increased the interest towards the modeling of epidemiology by kinetic theory models. Among the others, in terms of epidemiological dynamics (Dimarco et al., 2021; Della Marca et al., 2023), behavioural epidemiology (Della Marca et al., 2022) and socio-economical impact and consequences (Dimarco et al., 2020). In medical frameworks, kinetic models have been used in order to study dynamics of tumor growth describing interplay between cancer cells and immune system (Bellomo and Forni, 1994), and then extended in different ways, also including spatial motion (Bellomo and Bellouquid, 2004). Moreover, according to the specific aim of this paper, these tools have been applied also to the study of autoimmune diseases (Delitala et al., 2013; Della Marca et al., 2022; Kolev, 2019; Kolev and Nikolova, 2018; Ramos et al., 2019), with the further extension to time-spatial case (Oliveira et al.).

From an analytical viewpoint, conservative kinetic frameworks ensure suitable analytical properties of solution, i.e. existence and uniqueness globally in time, with positivity and boundedness. These latter properties are important in order to obtain a physically realistic solution. Therefore, the introduction of nonconservative terms may cause the loss of, at least, one of previous properties. Nevertheless, for some applications, nonconservative interactions cannot be neglected if a more authentic description is required. Then, proliferative/destructive events or the action of the external environment is crucial for the evolution of some stochastically interacting systems. Therefore, one of the novelties of this paper regards the development and analysis of a new kinetic framework, under the action of a suitable external force field, with a specific shape. In particular, the choice of the shape ensures, at least locally in time, existence and uniqueness of a bounded and positive solution. Moreover, further assumptions can provide the extension of solution globally in time.

The kinetic setting presented above turns out to be suitably applicable to autoimmune response in presence of medical treatment. To build our model, we refer to the one for autoimmunity without external fields, proposed in Ramos et al. (2019). This model involves three populations of cells: self-antigen presenting cells (SAPCs), self-reactive T-cells (SRTC) and immunosuppressive cells (ISC). The main process underlying autoimmune disorders is the fact that naive lymphocytes (as T-cells or

B-cells) , able to react against antigens presented by cells of the human body, are not suppressed during thymic maturation (negative selection), as it would happen in healthy patients. Consequently, they manage to reach peripheral lymphoid tissues and became activated once they encounter self cells presenting their cognate antigen. This leads to an inflammation of target tissue and cytokines production, that stimulate activation and proliferation of self-reactive lymphocytes, starting the autoimmune cascade. On the other hand, migration of self-reactive lymphocytes in peripheral tissues is possible also in healthy patients (Danke et al., 2004). Therefore, populations of ISCs, as regulatory T lymphocytes (Tregs) and natural killer cells, have the task to inhibit or induce apoptosis of SAPCs and SRTCs. The model presented in Ramos et al. (2019) has been extended in Della Marca et al. (2022), including also an external factor, i.e. a constant input of SAPCs due to environmental agents or unhealthy habits. It is worth noticing that binary encounters between two populations of cells may be conservative, proliferative or destructive (see Della Marca et al. (2022); Ramos et al. (2019) and references therein). Specifically, in the conservative case, cells change their internal activity, still remaining in the same functional subsystem.

It is worth emphasizing that the current intention to describe a problem regarding medical treatment of autoimmune response has represented the opportunity to introduce and analyze a new specific nonconservative kinetic framework, under the action of an external force field, with a particular analytical shape according to the application. This represent the main novelty of this paper, from a kinetic and theoretical viewpoint. Furthermore, we consider both naive and activated immune cells and a conservative (for the total population of immune cells) process of activation. After providing some analytical properties, this model, with its parameters and coefficients, is specialized in a particular situation regarding the medical treatment for autoimmune response. Therefore, this situation allows to obtain some results of stability and bifurcations. Moreover, we point out that a relevant feature of autoimmune diseases is their chronic course, i.e. they exhibit a relapsing-remitting dynamics, during which periods of appearing and disappearing of symptoms alternate (Rosenblum et al., 2015). This recurrent behavior has been investigated mathematically in Zhang et al. (2014) and Zhang and Yu (2016) through a Hopf bifurcation of the solution for macroscopic system, and then derived from the kinetic level in Della Marca et al. (2022). In the present work, we obtain condition on parameters leading to a recurrent solution as well. At the best of our knowledge, this represents a first attempt in the development of a non-conservative kinetic framework, under the action of an external force field. Moreover, this model fits with experimental expectations of a medical problem. Nevertheless, some problems still remain opened, both analytically and numerically.

After this brief introduction, the contents of this paper are organized as follows. Section 2 provides the new nonconservative kinetic model under the action of a particular shape external force field. Some first analytical results are gained in Section 3. In Section 4, the application of the new kinetic framework in the contest of autoimmune response is presented and discussed. After specializing the new kinetic framework for this problem in Subsection 4.1, some stability considerations are provided in Subsection 4.2, with respect to the macroscopic system. Furthermore, numerical simulations are performed in Subsection 4.3. Finally, conclusions and research perspectives are discussed in Section 5.

## 2 The kinetic model

Let us consider an interacting system composed of *agents*, also called *particles*, *homogeneous* with respect to *mechanical variables*, i.e. *space* and *velocity*. The interaction among particles is binary and stochastic, and it is ruled by some parameters, whose specific meaning depends on the particular application, as widely shows in the following.

The system is divided into *functional subsystems* (Bellomo et al., 2009), which may be seen as particular subsets of particles. For instance, according to the main aims of this paper, in medical setting, functional subsystems can correspond to populations of cells sharing the same biological role.

The *microscopic state* of the system is defined by a real scalar variable  $u \in \mathbb{R}$ , called *activity*. In particular,

$$u \in D_u \subseteq \mathbb{R},$$

where  $D_u$  is a bounded real subset.

As well as for functional subsystems, the meaning of the activity  $u$  depends on the particular application. For the application here considered, the activity of cells can represent their level of activation and efficiency in performing their own task.

Hereafter, we suppose that the overall system is divided into  $n \in \mathbb{N}$  functional subsystems. Then, the *distribution function* over the  $i$ th functional subsystem, for  $i \in \{1, 2, \dots, n\}$ , reads

$$f_i(t, u) : [0, T] \times D_u \rightarrow \mathbb{R}^+, \quad T > 0.$$

Moreover, the *vector distribution function* is

$$\mathbf{f}(t) = (f_1(t), f_2(t), \dots, f_n(t)).$$

Two classes of parameters describe the stochastic microscopic dynamics between pairs of particles. Specifically:

- The *transition probability*

$$\mathcal{A}_{hk}^i(u, u_*, u^*) : D_u \times D_u \times D_u \rightarrow \mathbb{R}^+,$$

for  $i, h, k \in \{1, 2, \dots, n\}$ , that is the probability that a particle of the  $h$ th functional subsystem in the microscopic state  $u_*$  falls into the state  $u$  of the  $i$ th functional subsystem after the interaction with a particle into of the  $k$ th functional subsystem in the microscopic state  $u^*$ . As we require it is a probability, the following assumption holds true:

$$\sum_{i=1}^n \int_{D_u} \mathcal{A}_{hk}^i(u, u_*, u^*) du = 1, \quad \forall h, k \in \{1, 2, \dots, n\}, \forall u_*, u^* \in D_u. \quad (1)$$

- The *interaction rate*

$$\eta_{hk}(u_*, u^*) : D_u \times D_u \rightarrow \mathbb{R}^+,$$

for  $h, k \in \{1, 2, \dots, n\}$ , that is the number of encounters per unit of time between a particle in the microscopic state  $u_*$  of the  $h$ th functional subsystem and a particle in the microscopic state  $u^*$  of the  $k$ th functional subsystem.

Bearing all above in mind, the *kinetic equation* that describes the evolution of the  $i$ th functional subsystem at a *mesoscopic level*, for  $i \in \{1, 2, \dots, n\}$ , is

$$\frac{d}{dt}f_i(t, u) = G_i[\mathbf{f}](t, u) - L_i[\mathbf{f}](t, u), \quad (2)$$

where

$$G_i[\mathbf{f}](t, u) := \sum_{h,k=1}^n \int_{D_u \times D_u} \eta_{hk}(u_*, u^*) \mathcal{A}_{hk}^i(u, u_*, u^*) f_h(t, u_*) f_k(t, u^*) du_* du^*, \quad (3)$$

for  $i \in \{1, 2, \dots, n\}$ , is the *gain-term operator* that gives the number of particles that enter into the  $i$ th functional subsystem and acquire the state  $u$ , and

$$L_i[\mathbf{f}](t, u) := f_i(t, u) \sum_{k=1}^n \int_{D_u} \eta_{ik}(u, u^*) f_k(t, u^*) du^*, \quad (4)$$

for  $i \in \{1, 2, \dots, n\}$ , is the *loss-term operator* that gives the number of particles in the microscopic state  $u$  that leave the  $i$ th functional subsystem.

Roughly speaking, the right hand side of the kinetic equation (2) is a net-flux related to the particles of the  $i$ th functional subsystem, for  $i \in \{1, 2, \dots, n\}$ , in the microscopic state  $u$ . Due to the previous assumption (1), the model (2) is conservative. Indeed, By integrating on  $D_u$  and summing on  $i \in \{1, 2, \dots, n\}$ , one has

$$\frac{d}{dt} \left( \sum_{i=1}^n \int_{D_u} f_i(t, u) du \right) = 0, \quad (5)$$

that is the total amount of particles of the overall system does not vary during the evolution, due to the fact that neither proliferative/destructive events nor external actions occur.

The  $p$ th-order moment of the system, for  $p \in \mathbb{N}$ , defines

$$\mathbb{E}_p[\mathbf{f}](t) := \sum_{i=1}^n \int_{D_u} u^p f_i(t, u) du,$$

where  $\int_{D_u} u^p f_i(t, u) du$  is the *local  $p$ th-order moment* of the system. The  $p$ th-order moment, for  $p \in \mathbb{N}$ , describes the *macroscopic state*. For instance, from a physical viewpoint, the 0th-order, 1st-order and 2nd-order represent *density*, *linear momentum* and *global activation energy*, respectively. Then, the property (5) is equivalent to the

conservation of the *global density* of the system, that we indicate by  $\rho(t)$ . Moreover, if the (local) density of the  $i$ th functional subsystem, for  $i \in \{1, 2, \dots, n\}$ , is defined as

$$\rho_i(t) := \int_{D_u} f_i(t, u) du, \quad (6)$$

then the global density rewrites

$$\rho(t) = \sum_{i=1}^n \rho_i(t).$$

Finally, the property (5) ensures the conservation of the global density  $\rho(t)$ , but not of each functional subsystem, i.e. the local density  $\rho_i(t)$ , for  $i \in \{1, 2, \dots, n\}$ .

The conservative kinetic framework (2) does not consider any external action over the system, and this may be realistic for *closed* systems. Nevertheless, in some applications the action of the environment over the system cannot be neglected for a more realistic description, according to aims of the current paper. This justifies the introduction of an *external force field* into the kinetic framework (2). Generally, this external force field depends on time, activity variable and distribution function  $f_i(t, u)$  of the  $i$ th functional subsystem, for  $i \in \{1, 2, \dots, n\}$ . Therefore, for  $i \in \{1, 2, \dots, n\}$ ,

$$F_i[\mathbf{f}](t, u) : (\mathbb{R}^+)^n \times [0, T] \times D_u \rightarrow \mathbb{R}$$

is the  $i$ th component of the external force field. The *vector external force field* writes

$$\mathbf{F}[\mathbf{f}](t, u) := (F_1[\mathbf{f}](t, u), F_2[\mathbf{f}](t, u), \dots, F_n[\mathbf{f}](t, u)).$$

Bearing the conservative framework (2) in mind, the kinetic equation that describes the evolution of the  $i$ th functional subsystem, under the action of the external force field  $\mathbf{F}[\mathbf{f}](t, u)$ , writes

$$\frac{d}{dt} f_i(t, u) = G_i[\mathbf{f}](t, u) - L_i[\mathbf{f}](t, u) + F_i[\mathbf{f}](t), \quad i \in \{1, 2, \dots, n\}. \quad (7)$$

In general, the external force field  $\mathbf{F}[\mathbf{f}](t, u)$  has a specific analytical shape according to the particular application taken into account. For our current aim, the  $i$  component of the external force field, for  $i \in \{1, 2, \dots, n\}$ , has the following shape

$$F_i[\mathbf{f}](t, u) = f_i(t, u) \left( \sum_{h=1, h \neq i}^n \int_{D_u} \Gamma_{ih}(t) f_h(t, u) du + \Theta_i(t) \right), \quad (8)$$

where  $\Theta_i(t)$ , for  $i \in \{1, 2, \dots, n\}$ , and  $\Gamma_{ih}(t)$ , for  $i, h \in \{1, 2, \dots, n\}$ , are suitable real-valued functions. Now, according to the local density  $\rho_h(t)$ ,  $h \in \{1, 2, \dots, n\}$ , as in

(6), the (8) rewrites

$$F_i[\mathbf{f}](t, u) = f_i(t, u) \left( \sum_{h=1, h \neq i}^n \Gamma_{ih}(t) \rho_h(t) + \Theta_i(t) \right), \quad (9)$$

or, equivalently,

$$F_i[\mathbf{f}](t, u) = f_i(t, u) \sum_{h=1, h \neq i}^n \Gamma_{ih}(t) \rho_h(t) + f_i(t, u) \Theta_i(t). \quad (10)$$

The  $i$ th component of the external force field (10), for  $i \in \{1, 2, \dots, n\}$ , can be seen as composed of two terms:  $f_i(t, u) \sum_{h=1, h \neq i}^n \Gamma_{ih}(t) \rho_h(t)$  and  $f_i(t, u) \Theta_i(t)$ . The former expresses the dependence of this action with respect to the local density of the other functional subsystems, weighted by the function  $\Gamma_{ih}(t)$ . Whereas, the latter refers to the *direct* action of the external force field on the  $i$ th functional subsystem itself. Moreover, the presence of the term  $f_i(t, u)$  has a double meaning. On the one hand, it reveals the dependence of  $F_i[\mathbf{f}](t, u)$  on the microscopic state  $u$ . On the other, if there are no particles in the  $i$ th functional subsystem with microscopic state  $u$  at time  $t > 0$ , i.e.  $f_i(t, u) = 0$ , then  $F_i[\mathbf{f}](t, u) = 0$ , that is there are not consequences due to the external action. Roughly speaking, by using the shape (8), the external force field acts *directly* on the  $i$ th functional subsystem, for  $i \in \{1, 2, \dots, n\}$ , and this action depends also on the rest of the system.

Bearing all above in mind, the *kinetic equation with external force field* modeling the dynamics of the  $i$ th functional subsystem, for  $i \in \{1, 2, \dots, n\}$ , reads

$$\begin{aligned} \frac{d}{dt} f_i(t, u) &= \sum_{h,k=1}^n \int_{D_u \times D_u} \eta_{hk}(u_*, u^*) \mathcal{A}_{hk}^i(u, u_*, u^*) f_h(t, u_*) f_k(t, u^*) du_* du^* \\ &\quad - f_i(t, u) \sum_{k=1}^n \int_{D_u} \eta_{ik}(u, u^*) f_k(t, u^*) du^* \\ &\quad + f_i(t, u) \left( \sum_{h=1, h \neq i}^n \int_{D_u} \Gamma_{ih}(t) f_h(t, u^*) du^* + \Theta_i(t) \right). \end{aligned} \quad (11)$$

In general, this new kinetic framework (11) does not ensure the conservation of the global density  $\rho(t)$ , i.e.

$$\frac{d\rho}{dt}(t) \neq 0, \quad t > 0,$$

since the external force field may determine *proliferative* or *destructive* events.

If a suitable *initial data* is assigned, i.e.

$$\mathbf{f}^0(u) = (f_1^0(u), f_2^0(u), \dots, f_2^0(u)),$$



the *initial value problem* or *Cauchy problem* related to the new framework (11) defines

$$\begin{cases} (11) & (t, u) \in [0, T] \times D_u \\ \mathbf{f}(0, u) = \mathbf{f}^0(u) & u \in D_u. \end{cases} \quad (12)$$

### 3 Analytical results

This Section aims at presenting some first analytical results towards the initial value problem (12), related to the new kinetic framework (11). Some suitable assumptions are mandatory for the aim of this paper (see [Arlotti and Lachowicz \(1996\)](#) and [Arlotti and Bellomo \(1996\)](#) for details). First,

$$\mathbf{f}^0(u) \in L^1_+(D_u). \quad (13)$$

Then, for some  $T > 0$ ,

$$\Gamma_{ih}(t) \in C^1([0, T]), \quad (14)$$

$$\Theta_i(t) \in C^1([0, T]). \quad (15)$$

And, there exist  $\Gamma, \Theta > 0$  such that

$$\Gamma_{ih}(t) \leq \Gamma, \quad \forall i, h \in \{1, 2, \dots, n\}, \quad (16)$$

$$\Theta_i(t) \leq \Theta, \quad \forall i \in \{1, 2, \dots, n\}. \quad (17)$$

Moreover, there exists  $\eta > 0$  such that

$$\eta_{hk}(u_*, u^*) \leq \eta, \quad \forall h, k \in \{1, 2, \dots, n\}, \forall u_*, u^* \in D_u. \quad (18)$$

Hereafter, for any *function space*  $X$ , let  $X_+$  denote the *positive cone* of the nonnegative functions in  $X$ . In this paper,

$$X = (L^1(D_u))^n,$$

where the space  $(L^1(D_u))^n$  is endowed with the norm

$$\|\mathbf{f}(t)\|_1 = \sum_{i=1}^n \int_{D_u} |f_i(t, u)| du,$$

for  $\mathbf{f}(t, u) \in (L^1(D_u))^n$ .

Therefore, the operator  $G_i[\mathbf{f}](t, u)$ , for  $i \in \{1, 2, \dots, n\}$ , maps  $X_+$  into itself due to the assumptions (1) and (18). Bearing the operator  $L_i[\mathbf{f}](t, u)$  in mind, let us introduce

the operator  $\Omega_i[\mathbf{f}](t, u)$ , for  $i \in \{1, 2, \dots, n\}$ , defined as

$$\Omega_i[\mathbf{f}](t, u) := \left( \sum_{k=1}^n \int_{D_u} \eta_{ik}(u, u^*) f_k(t, u^*) du^* \right) + \left( \sum_{h=1, h \neq i}^n \int_{D_u} \Gamma_{ih}(t) f_h(t, u^*) du^* + \Theta_i(t) \right).$$

Now, the assumptions (14) – (18) ensures that the operator  $\Omega_i[\mathbf{f}](t, u)$  maps  $X_+$  into  $X$ , for  $i \in \{1, 2, \dots, n\}$ .

Bearing all above in mind, we can define a solution for the initial value problem (12) on the Banach space  $X$  (for analytical details see Deimling (2006), and references therein).

**Definition 1.** A function  $\mathbf{f}$  is defined solution of the initial value problem (12) if

$$\mathbf{f}(\cdot, u) : [0, T] \rightarrow X_+$$

is a continuously differential function in  $[0, T]$ , and satisfies the differential equation on the Banach space  $X$

$$\frac{d\mathbf{f}}{dt}(t) = \mathbf{C}[\mathbf{f}](t), \quad 0 \leq t < T,$$

where the operator  $\mathbf{C}[\mathbf{f}](t)$  is defined as follows

$$(\mathbf{C}[\mathbf{f}])_i(t) := G_i[\mathbf{f}](t, u) - f_i(t)\Omega_i[\mathbf{f}](t, u), \quad i \in \{1, 2, \dots, n\},$$

and the initial condition reads

$$\mathbf{f}(0, u) = \mathbf{f}^0.$$

Then, the following analytical result holds for the initial value problem (12).

**Theorem 1.** Let the assumptions (1), (13), (14), (15), (16), (17) and (18) hold true. Then, there exists a unique local solution

$$\mathbf{f}(t, u) \in (C^1([0, t_0]; L^1(D_u)))^n$$

of the initial value problem (12), for some  $t_0 > 0$ . Moreover, this function is nonnegative.

*Proof.* Let  $\mathbf{f}$  and  $\mathbf{g}$  be two functions in  $X = (L^1(D_u))^n$ . In particular, there exists a constant  $c > 0$  such that

$$\begin{aligned} \|\mathbf{f}\|_1 &\leq c, \\ \|\mathbf{g}\|_1 &\leq c. \end{aligned}$$

First, we consider

$$\|\mathbf{G}[\mathbf{f}] - \mathbf{G}[\mathbf{g}]\|_1.$$

Specifically, for  $i \in \{1, 2, \dots, n\}$ , by (18), one has

$$\begin{aligned}
|G_i[\mathbf{f}] - G_i[\mathbf{g}]| &\leq \sum_{h,k=1}^n \int_{D_u \times D_u} |\eta_{hk}(u_*, u^*) \mathcal{A}_{hk}^i(u, u_*, u^*) (f_h(t, u_*) f_k(t, u^*) - g_h(t, u_*) g_k(t, u^*))| du_* du^* \\
&\leq \eta \sum_{h,k=1}^n \int_{D_u \times D_u} |\mathcal{A}_{hk}^i(u, u_*, u^*) (f_h(t, u_*) f_k(t, u^*) - g_h(t, u_*) g_k(t, u^*))| du_* du^*.
\end{aligned} \tag{19}$$

After integrating the (19) over  $D_u$ , summing on  $i = 1, 2, \dots, n$  and using the (1), some calculations show

$$\begin{aligned}
\sum_{i=1}^n \int_{D_u} |G_i[\mathbf{f}] - G_i[\mathbf{g}]| du &\leq \eta \sum_{i,h,k=1}^n \int_{D_u^3} |\mathcal{A}_{hk}^i(u, u_*, u^*) (f_h(t, u_*) f_k(t, u^*) - g_h(t, u_*) g_k(t, u^*))| du_* du^* du \\
&\leq \eta \sum_{h,k=1}^n \int_{D_u \times D_u} [|f_h(t, u_*) (f_k(t, u^*) - g_k(t, u^*)) + g_k(t, u^*) (f_h(t, u_*) - g_h(t, u_*))]| du_* du^* \\
&\leq \eta \sum_{h,k=1}^n \int_{D_u} f_h(t, u_*) du_* \int_{D_u} |f_k(t, u^*) - g_k(t, u^*)| du^* + \\
&+ \eta \sum_{h,k=1}^n \int_{D_u} g_k(t, u^*) du^* \int_{D_u} |f_h(t, u_*) - g_h(t, u_*)| du_*.
\end{aligned} \tag{20}$$

Finally, the (20) rewrites

$$\begin{aligned}
\|\mathbf{G}[\mathbf{f}] - \mathbf{G}[\mathbf{g}]\|_1 &\leq \eta \|\mathbf{f}\|_1 \|\mathbf{f} - \mathbf{g}\|_1 + \eta \|\mathbf{g}\|_1 \|\mathbf{f} - \mathbf{g}\|_1 \\
&\leq 2\eta c \|\mathbf{f} - \mathbf{g}\|.
\end{aligned} \tag{21}$$

Let now consider the operator  $\Omega_i[\mathbf{f}]$ . In particular, for  $i \in \{1, 2, \dots, n\}$ , one has

$$\begin{aligned}
|f_i(t, u) \Omega_i[\mathbf{f}] - g_i(t, u) \Omega_i[\mathbf{g}]| &\leq \sum_{k=1}^n \int_{D_u} |\eta_{ik}(u, u^*) (f_i(t, u) f_k(t, u^*) - g_i(t, u) g_k(t, u^*))| du^* \\
&+ \sum_{h=1, h \neq i}^n \int_{D_u} |\Gamma_{ih}(t) (f_i(t, u) f_h(t, u^*) - g_i(t, u) g_h(t, u^*))| du^* \\
&+ |\Theta_i(t) (f_i(t, u) - g_i(t, u))|.
\end{aligned} \tag{22}$$

Therefore, by using the (16), (17) and (18), from the (22), straightforward calculations show

$$\begin{aligned}
|f_i(t, u)\Omega_i[\mathbf{f}] - g_i(t, u)\Omega_i[\mathbf{g}]| &\leq \eta \sum_{k=1}^n \int_{D_u} |f_i(t, u)| |f_k(t, u^*) - g_k(t, u^*)| du^* \\
&+ \eta \sum_{k=1}^n \int_{D_u} |f_i(t, u) - g_i(t, u)| |g_k(t, u^*)| du^* \\
&+ \Gamma \sum_{h=1, h \neq i}^n \int_{D_u} |f_i(t, u)| |f_h(t, u^*) - g_h(t, u^*)| du^* \\
&+ \Gamma \sum_{h=1, h \neq i}^n \int_{D_u} |f_i(t, u) - g_i(t, u)| |g_h(t, u^*)| du^* \\
&+ \Theta |f_i(t, u) - g_i(t, u)|.
\end{aligned} \tag{23}$$

By integrating on  $D_u$  and summing on  $i \in \{1, 2, \dots, n\}$ , the (23) rewrites

$$\sum_{i=1}^n \int_{D_u} |f_i(t, u)\Omega_i[\mathbf{f}] - g_i(t, u)\Omega_i[\mathbf{g}]| du \leq 2\eta c \|\mathbf{f} - \mathbf{g}\|_1 + 2\Gamma c \|\mathbf{f} - \mathbf{g}\|_1 + \Theta \|\mathbf{f} - \mathbf{g}\|_1. \tag{24}$$

Finally, from the inequalities (21) and (24), we conclude

$$\|\mathbf{C}[\mathbf{f}] - \mathbf{C}[\mathbf{g}]\|_1 \leq 4\eta c \|\mathbf{f} - \mathbf{g}\|_1 + 2\Gamma c \|\mathbf{f} - \mathbf{g}\|_1 + \Theta \|\mathbf{f} - \mathbf{g}\|_1. \tag{25}$$

Let

$$L := 4\eta c + 2\Gamma c + \Theta,$$

where the constant  $c$  depends on  $\|\mathbf{f}_0\|_1$ . Then, the (25) reads

$$\|(\mathbf{C}[\mathbf{f}]) - (\mathbf{C}[\mathbf{g}])\|_1 \leq L \|\mathbf{f} - \mathbf{g}\|_1.$$

Due to the assumption (13), according to (Deimling, 2006), there exists a unique local solution of the problem (12), i.e. a function  $\mathbf{f} \in (C_+^1([0, t_0]; L^1(D_u)))^n$  in  $[0, t_0]$ , for  $t_0 > 0$ .

In order to prove the positivity of solution, we rewrite the equation (11), i.e.

$$\frac{d}{dt} f_i(t, u) = G_i[\mathbf{f}](t, u) - f_i(t, u)\Omega_i[\mathbf{f}](t, u), \quad i \in \{1, 2, \dots, n\},$$

in the following integral form, for  $t \in [0, T_0]$ ,

$$f_i(t) = f_i^0 \exp\left(-\int_0^t \Omega_i[\mathbf{f}](\tau) d\tau\right) + \int_0^t G_i[\mathbf{f}](\tau) \exp\left(-\int_\tau^t \Omega_i[\mathbf{f}](s) ds\right) d\tau. \tag{26}$$

The positivity of exponential function and operator  $G_i[\mathbf{f}]$ , for all  $i \in \{1, 2, \dots, n\}$ , ensures the positivity of  $\mathbf{f}(t, u)$ , solution of the initial value problem (12). This concludes the proof.

□

**Remark 1.** *Theorem 1 does not guarantee the global existence of solution of the initial value problem (12). Indeed,  $\mathbf{f}(t, u)$  is defined in a time interval  $[0, t_0]$ , where  $t_0 > 0$  generally depends on initial data  $\mathbf{f}^0$  and parameters of the system. Indeed, in a nonconservative kinetic framework blow-up phenomena may occur, (Arlotti and Lachowicz, 1996). In order to gain a possible condition for the global existence of solution of the initial value problem (12), let integrate and sum on  $i \in \{1, 2, \dots, n\}$ , the kinetic equation (11). Then, by using the assumption (1), one has*

$$\begin{aligned} \rho(t) &= \rho(0) + \sum_{i=1}^n \sum_{h=1, h \neq i}^n \int_0^t \Gamma_{ih}(\tau) \rho_i(\tau) \rho_h(\tau) d\tau + \int_0^t \sum_{i=1}^n \rho_i(\tau) \Theta_i(\tau) d\tau \\ &= \rho(0) + \sum_{i=1}^n \int_0^t \left( \sum_{h=1, h \neq i}^n \Gamma_{ih}(\tau) \rho_i(\tau) \rho_h(\tau) + \rho_i(\tau) \Theta_i(\tau) \right) d\tau. \end{aligned} \quad (27)$$

Generally, the boundedness of  $\mathbf{f}(t, u)$  for all  $t > 0$  ensures the global existence in time of solution. Therefore, if

$$\int_0^t \left( \sum_{h=1, h \neq i}^n \Gamma_{ih}(\tau) \rho_i(\tau) \rho_h(\tau) + \rho_i(\tau) \Theta_i(\tau) \right) d\tau < +\infty, \quad \forall t > 0, \quad (28)$$

then the local solution can be extended globally in time.

The boundedness condition (28) may be ensured by time-decaying or periodic shape external force fields. Nevertheless, this paper does not aim at deriving a final result in this direction, even with respect to its modeling purposes.

## 4 Application to autoimmune response treatment

As already mentioned, kinetic theory for interacting agents can be applied to several frameworks, in particular, biology and cellular dynamics. Indeed, integral operators of type (3) and (4) can suitably reproduce interactions among different populations of cells. In this case, the activity variable  $u$  represents the level of activation of a cell in performing its own task.

The kinetic description developed in previous Sections applies to self-reactive population B-cells (SRBs), that are known to play a relevant role in autoimmune diseases development (Mamula et al., 1994; Harris et al., 2000). Moreover, in the spirit of the dynamics represented by equations (2), we are going to split the SRBCs population in two subsystem: naive B-cells (NBCs), being B-cells able to react against self-antigens, but have not been activated yet, and memory self-reactive B-cells (MSBCs), that come from the activation of NBCs when encounters with SAPCs occur. Through proinflammatory cytokines production, MSBCs are able to stimulate activation of NBCs and to reproduce retaining the information.

For the population of ISCs, we focus only on Tregs, that, more precisely, are subset of  $CD4^+$  T lymphocytes whose importance against autoimmune response is widely

known, (Akkaya et al., 2019; Liberal et al., 2015). Whereas, the population of SAPCs is kept general, since it may involve different type of cells, depending on the peculiar autoimmune disease.

According to the novelty of the theoretical framework (11), we model here a treatment strategy in the form of external force field, with analytical shape (8). There are many different strategies adopted in medicine to regulate the anomalous immune response in human body, and they vary with respect to the particular autoimmune disease they are applied to (see Chandrashekhara et al. (2012); Serra and Santamaria (2015); Shin et al. (2018) and references therein). In this case, we focus on Rituximab and low dose on interleukin L-2 (IL-2). Rituximab is a specific antibody able to attack CD20 (a glycoprotein present on the surface of B cells), thus it is able to cause apoptosis of both NBCs and MSBCs (Gottenberg et al., 2005). Whereas, IL-2 plays a crucial role in autoimmune tolerance. Indeed, infusion of low doses of IL-2 may stimulate expansion of Tregs (Klatzmann and Abbas, 2015), and enhance their suppressive function (Furtado et al., 2002). Furthermore, we suppose that medical conditions are such that Tregs manage to naturally eliminate SAPCs, but suppression of MSBCs is lacking without IL-2 treatment.

#### 4.1 Kinetic description

For our purposes, we use the new kinetic framework (11). Firstly, each population is described by a distribution function, depending on time  $t \geq 0$  and activity variable  $u$ ; the latter acquires its values in  $D_u = [0, 1]$ . Specifically, the following 4 functional subsystems, along with their activity variable, are considered

- Self-antigen presenting cells (SAPCs), the activity is the ability to activate MSBCs;
- Naive T-cells (NBCs), their activity represent the capacity to recognize SAPCs antigen;
- Memory self-reactive B cells (MSBCs), the activity variable accounts for the level of cytokines production;
- Tregs, the activity is the efficiency in detecting and suppressing SAPCs and MSBCs.

Then, each population is described by its own distribution function  $f_I(t, u)$ , where the subindex  $I$  indicates the population. More precisely letters  $A$ ,  $N$ ,  $M$ ,  $T$  indicate SAPCs, NBCs, MSBCs and Tregs, respectively.

For the application of this paper, the system (11) writes

$$\frac{d}{dt}f_A(t, u) = \Gamma_{AM}(t)f_A(t, u) \int_0^1 f_M(t, u^*) du^* + \Gamma_{AT}(t)f_A(t, u) \int_0^1 f_T(t, u^*) du^*, \quad (29)$$

$$\frac{d}{dt}f_N(t, u) = -\eta_{12}f_N(t, u) \int_0^1 f_A(t, u^*) du^* - \eta_{23}f_N(t, u) \int_0^1 f_M(t, u^*) du^* + \Theta_N(t)f_N(t, u) \quad (30)$$

$$\frac{d}{dt}f_M(t, u) = \eta_{12}f_N(t, u) \int_0^1 f_A(t, u^*) du^* + \eta_{23}f_N(t, u) \int_0^1 f_M(t, u^*) du^* \quad (31)$$

$$+ \Gamma_{MT}(t)f_M(t, u) \int_0^1 f_T(t, u^*) du^* + \Theta_M(t)f_M(t, u)$$

$$\frac{d}{dt}f_T(t, u) = \Gamma_{TA}(t)f_T(t, u) \int_0^1 f_A(t, u^*) du^* + \Theta_T(t)f_T(t, u) \quad (32)$$

The conservative dynamics involves the B-cells population. In particular, a NBC become a MSBC when it encounters either a SAPC (with constant rate  $\eta_{12} > 0$ ) or a MSBC (with constant rate  $\eta_{23} > 0$ ).

The external force field is characterized as follows:

- Encounters between SAPCs and MSBCs induce proliferation of SAPCs ([Ramos et al., 2019](#)) with constant rate  $\Gamma_{AM}(t) = \sigma_{13}$ .
- Encounters between SAPCs and Tregs induce apoptosis of SAPCs with

$$\Gamma_{AT}(t) = -\sigma_{14} - \epsilon \sigma_A [\gamma_{IL2}(\cos(\alpha_{IL2}t) + 1)].$$

The term in square brackets represents the enhancing action on suppression given by the IL-2 therapy. The parameter  $\epsilon > 0$  represents the level of impact of total therapy. Finally, the constant  $\sigma_A > 0$  is the response rate of SAPCs. The choice of cosine function reproduces the recurrent treatment strategy, as proposed for different autoimmune conditions ([Zhou, 2022](#)), being  $\gamma_{IL2}$  and  $\alpha_{IL2}$  parameters for the dosage and the time interval, respectively.

- NBCs are subjected to natural proliferation (due to lacking of negative selection) with constant rate  $\tau_N > 0$  and to elimination caused by Rituximab treatment. Thus,

$$\Theta_N(t) = \tau_N - \epsilon \sigma_N [\gamma_{Rt}(\cos(\alpha_{Rt}t) + 1)].$$

Still in this case,  $\sigma_N > 0$  is the response rate of NBCs to therapy, and the cosine function represents the cyclical delivery as reported in literature ([Gottenberg et al., 2005](#)), with  $\gamma_{Rt}$  and  $\alpha_{Rt}$  playing the same role as for IL-2 case.

- IL-2 therapy induces suppression of MSBCs by Tregs, represented by the term

$$\Gamma_{MT}(t) = -\epsilon \sigma_M [\gamma_{IL2}(\cos(\alpha_{IL2}t) + 1)].$$

- MSBCs are subjected to natural decay with constant rate  $d_M > 0$ , and they are also target of Rituximab infusion, for which

$$\Theta_M(t) = -d_M - \epsilon \sigma_M [\gamma_{Rt}(\cos(\alpha_{Rt}t) + 1)],$$

where  $\sigma_M > 0$  represents the response rate to the therapy.

- Encounters between SAPCs and Tregs induce proliferation of Tregs ([Ramos et al., 2019](#)) with constant rate  $\Gamma_{TA}(t) = \sigma_{41}$ .

- Tregs are subjected to natural decay with constant rate  $d_T > 0$ , while their proliferation is stimulated by low doses of  $IL - 2$ , hence

$$\Theta_T(t) = -d_T + \epsilon \sigma_T [\gamma_{IL2}(\cos(\alpha_{IL2}t) + 1)],$$

where  $\sigma_T > 0$  is the Tregs response rate to therapy.

Assigned a suitable initial data

$$\mathbf{f}^0(u) = (f_A^0(u), f_N^0(u), f_M^0(u), f_T^0(u)), \quad (33)$$

the results of Theorem 1 and considerations of Remark 1 ensure that the system (34)-(37) has a unique positive solution, at least locally in time. Moreover, due to the choice of periodic parameters for the external force field, this may ensure the boundedness of solution, with its consequent global extension in  $[0, +\infty]$ . At the moment, evidences of such behavior are provided numerically.

## 4.2 Macroscopic study

Now, our purpose is the study of evolution in time of macroscopic densities, that is

$$I(t) = \int_0^1 f_I(t, u) du, \quad I \in \{A, N, M, T\}.$$

Therefore, by integrating the equations (29) – (32) with respect to the activity variable  $u$ , one has

$$\frac{dA(t)}{dt} = \sigma_{13} A(t)M(t) + \Gamma_{AT}(t) A(t)T(t) \quad (34)$$

$$\frac{dN(t)}{dt} = -N(t)(\eta_{12}A(t) + \eta_{23}M(t)) + \Theta_N(t) N(t) \quad (35)$$

$$\frac{dM(t)}{dt} = N(t)(\eta_{12}A(t) + \eta_{23}M(t)) + \Gamma_{MT}(t) M(t)T(t) + \Theta_M(t) M(t) \quad (36)$$

$$\frac{dT(t)}{dt} = \sigma_{41} T(t)A(t) + \Theta_T(t) T(t), \quad (37)$$

with initial data

$$\boldsymbol{\rho}^0(u) = (A^0(u), N^0(u), M^0(u), T^0(u)), \quad (38)$$

where  $I^0$  represents the integral over  $u$  of the corresponding initial datum  $f_I^0(u)$ , as given in (33).

Moreover, the set

$$\mathcal{A} = \{A(t), N(t), M(t), T(t) \in \mathbb{R}^3 : (A(t) \geq 0, N(t) \geq 0, M(t) \geq 0, T(t) \geq 0)\} \quad (39)$$

represents the set of all biologically significant solutions for (34) – (37), with initial data (38).



Generally, the system (34)-(37) does not allow to find an explicit solution. Furthermore, it is nonautonomous. Therefore, the system without treatment (which is autonomous) is firstly considered and, afterwards, the treatments terms are added.

The case without medical treatments can be straightforwardly obtained by setting the parameter  $\epsilon = 0$ . Then, the system (34) – (37) writes

$$\frac{dA(t)}{dt} = \sigma_{13} A(t)M(t) - \sigma_{14} A(t)T(t) \quad (40)$$

$$\frac{dN(t)}{dt} = -N(t)(\eta_{12}A(t) + \eta_{23}M(t)) + \tau_N N(t) \quad (41)$$

$$\frac{dM(t)}{dt} = N(t)(\eta_{12}A(t) + \eta_{23}M(t)) - d_M M(t) \quad (42)$$

$$\frac{dT(t)}{dt} = \sigma_{41} T(t)A(t) - d_T T(t). \quad (43)$$

Equating the right-hand sides of equations (40)-(43) to zero, two boundary steady states are founded, i.e.

$$E_1 = (0, 0, 0, 0) \quad (44)$$

and

$$E_2 = \left(0, \frac{\tau_N}{\eta_{23}}, \frac{d_M}{\eta_{23}}, 0\right). \quad (45)$$

A further equilibrium is

$$E_3 = \left(\frac{d_T}{\sigma_{41}}, \frac{d_M (\tau_N \sigma_{41} - \eta_{12} d_T)}{\tau_N \eta_{23} \sigma_{41}}, \frac{\tau_N \sigma_{41} - \eta_{12} d_T}{\eta_{23} \sigma_{41}}, \frac{\sigma_{13} (\tau_N \sigma_{41} - \eta_{12} d_T)}{\sigma_{14} \eta_{23} \sigma_{41}}\right), \quad (46)$$

that is internal to  $\mathcal{A}$  only if the following condition is satisfied, i.e.

$$\Delta := \tau_N \sigma_{41} - \eta_{12} d_T > 0. \quad (47)$$

Concerning the stability of equilibria, the following result holds true.

**Theorem 2.** *Let  $E_1, E_2, E_3$ , whose analytical expression is provided in (44) – (46), be the equilibria of system (40)-(43). If the condition (47) holds true, then:*

1. *Both equilibria  $E_1$  and  $E_2$  are unstable.*
2. *Equilibrium  $E_3$  is locally asymptotically stable if*

$$\eta_{23} > \bar{\eta}_{23} := \frac{\sigma_{13} (d_T + \tau_N)}{d_M \sigma_{41} \tau_N^2} (d_M \eta_{12} d_T + \sigma_{41} \tau_N^2). \quad (48)$$

Moreover, for  $\eta_{23} = \bar{\eta}_{23}$ , Hopf bifurcation occurs, where the time-period  $T$  of solution is

$$T = 2\pi \sqrt{\frac{d_N \eta_{12} d_T + \sigma_{41} \tau_N^2}{\tau_N^2 d_M \Delta}}. \quad (49)$$

*Proof.* Firstly, we observe that equilibria  $E_1, E_2, E_3$  belong to the set  $\mathcal{A}$ . In order to perform stability analysis towards equilibria, let us consider the Jacobian matrix associated to the system (40) – (43), that is

$$\mathbf{J} = \begin{pmatrix} \sigma_{13} M - \sigma_{14} T & 0 & \sigma_{13} A & -\sigma_{14} A \\ -\eta_{12} N & -\eta_{12} A - \eta_{23} M + \tau_N & -\eta_{23} N & 0 \\ \eta_{12} N & \eta_{12} A + \eta_{23} M & \eta_{23} N - d_M & 0 \\ \sigma_{14} T & 0 & 0 & -d_T + \sigma_{14} A \end{pmatrix}. \quad (50)$$

We separately analyze the case of equilibria  $E_1, E_2$  and the one of equilibria  $E_3$ .

1. The Jacobian  $\mathbf{J}$  evaluated in equilibrium  $E_1$  given in (44) reads

$$\mathbf{J}(E_1) = \begin{pmatrix} 0 & 0 & 0 & 0 \\ 0 & \tau_N & 0 & 0 \\ 0 & 0 & -d_M & 0 \\ 0 & 0 & 0 & -d_T \end{pmatrix}. \quad (51)$$

Therefore, it has clearly a positive eigenvalue, that implies the instability of equilibrium  $E_1$ . Then, the evaluation of the Jacobian in  $E_2$  furnishes

$$\mathbf{J}(E_2) = \begin{pmatrix} \frac{\sigma_{13} \tau_N}{\eta_{23}} & 0 & 0 & 0 \\ -\frac{d_M \eta_{12}}{\eta_{23}} & 0 & -d_M & 0 \\ \frac{d_M \eta_{12}}{\eta_{23}} & \tau_N & 0 & 0 \\ 0 & 0 & 0 & -d_T \end{pmatrix}. \quad (52)$$

The characteristic polynomial of  $\mathbf{J}(E_2)$  turns to be

$$P_2(\lambda) = (-d_T - \lambda) \left( \frac{\sigma_{13} \tau_N}{\eta_{23}} - \lambda \right) (\lambda^2 + \tau_N d_M), \quad (53)$$

thus the matrix  $\mathbf{J}(E_2)$  has a positive real eigenvalue and equilibrium  $E_2$  is unstable too.

2. For the equilibrium  $E_3$ , the Jacobian matrix reads

$$\mathbf{J}(E_3) = \begin{pmatrix} 0 & 0 & \frac{d_T \sigma_{13}}{\sigma_{41}} & -\frac{d_T \sigma_{14}}{\sigma_{41}} \\ -\frac{d_M \eta_{12} \Delta}{\eta_{23} \sigma_{41} \tau_N} & 0 & -d_M \frac{\Delta}{\sigma_{41} \tau_N} & 0 \\ \frac{d_M \eta_{12} \Delta}{\eta_{23} \sigma_{41} \tau_N} & \tau_N & -\frac{d_M \eta_{12} d_T}{\sigma_{41} \tau_N} & 0 \\ \frac{\sigma_{13} \Delta}{\eta_{23} \sigma_{14}} & 0 & 0 & 0 \end{pmatrix}. \quad (54)$$

The characteristic polynomial of  $\mathbf{J}(E_3)$  is

$$P_3(\lambda) = A_0 + A_1 \lambda + A_2 \lambda^2 + A_3 \lambda^3 + \lambda^4, \quad (55)$$

with coefficients

$$\begin{aligned} A_0 &= \frac{d_M d_T \sigma_{13} \Delta^2}{\eta_{23} \sigma_{41}^2}, \\ A_1 &= \frac{d_M d_T \sigma_{13} \eta_{12} \Delta (d_T + \tau_N)}{\eta_{23} \sigma_{41}^2 \tau_N}, \\ A_2 &= \frac{\Delta (\Delta d_M \eta_{23} + d_T \eta_{23} \tau_N \sigma_{41})}{\eta_{23} \sigma_{41}^2 \tau_N}, \\ A_3 &= \frac{d_M \eta_{12} d_T}{\sigma_{41} \tau_N}. \end{aligned}$$

According to the Routh-Hurwitz criterion ([Gantmacher, 1959](#)), all the roots of polynomial  $P_3$  are negative or have negative real part if  $A_0 > 0$ ,  $A_1 > 0$ ,  $A_3 > 0$  and  $A_3 A_2 A_1 > A_1^2 + A_3^2 A_0$ . The first three requirements are automatically satisfied. Whereas, for the last one, straightforward algebraic computations show that

$$\sigma_{13} (d_T + \tau_N) (d_M \eta_{12} d_T + \sigma_{41} \tau_N^2) - d_M \eta_{23} \sigma_{41} \tau_N^2 > 0. \quad (56)$$

By reducing the (56) with respect to the parameter  $\eta_{23}$ , the critical value  $\bar{\eta}_{23}$  is gained, as required in the statement. Moreover, it is possible to conclude that the equilibrium  $E_3$  is locally asymptotically stable for each choice of  $\eta_{23} > \bar{\eta}_{23}$ . Finally, by using standard tools of dynamical systems ([Guckenheimer and Holmes, 2013](#); [Rionero, 2019](#)), for  $\eta_{23} = \bar{\eta}_{23}$ , a Hopf bifurcation occurs, since:  $A_0 > 0$ ,  $A_1 > 0$ ,  $A_3 > 0$  and  $A_3 A_2 A_1 = A_1^2 + A_3^2 A_0$ . Therefore, the related solution is periodic, with time-period

$$T = 2\pi \sqrt{\frac{A_3}{A_1}} = 2\pi \sqrt{\frac{d_N \eta_{12} d_T + \sigma_{41} \tau_N^2}{\tau_N^2 d_M \Delta}}. \quad (57)$$

□

Hereafter, parameters of the model are set as follows

$$\begin{aligned} \sigma_{13} = 0.1, \quad \sigma_{14} = 1, \quad \eta_{12} = 0.2, \\ d_M = 1, \quad \sigma_{41} = 1, \quad d_T = 1.5, \end{aligned} \quad (58)$$

It is worth stressing that this choice reflects the autoimmune dynamics in the sense that the mortality rate of Tregs  $d_T$  is relatively high. In this way, it is possible to discuss existence and stability of equilibria in terms of parameters  $\tau_N$  and  $\eta_{23}$ . More precisely, let us take the parameters space  $(\tau_N, \eta_{23})$  and individuate regions of parameters in which are satisfied condition for existence of equilibrium  $E_3$  (47), condition for its stability (48), or both. Results are depicted in Figure 1. Condition (47) is satisfied for values to the right of the vertical line

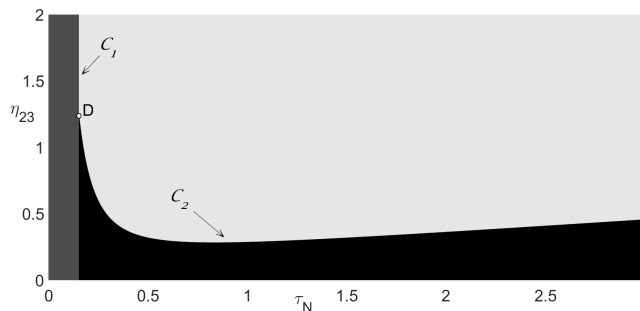
$$\mathcal{C}_1 : \tau_N = \frac{\eta_{12} d_T}{\sigma_{41}} := \bar{\tau}_N, \quad (59)$$

and within this area, parameters that ensures the stability of equilibrium  $E_3$  are those above the curve

$$\mathcal{C}_2 : \eta_{23} = \bar{\eta}_{23}(\tau_N), \quad (60)$$

where the expression of  $\bar{\eta}_{23}(\tau_N)$  comes from the condition (48). The critical point  $D$  of intersections between  $\mathcal{C}_1$  and  $\mathcal{C}_2$  reads

$$D := (\bar{\tau}_{N_c}, \bar{\eta}_{23_c}) = (0.15, 1.265).$$

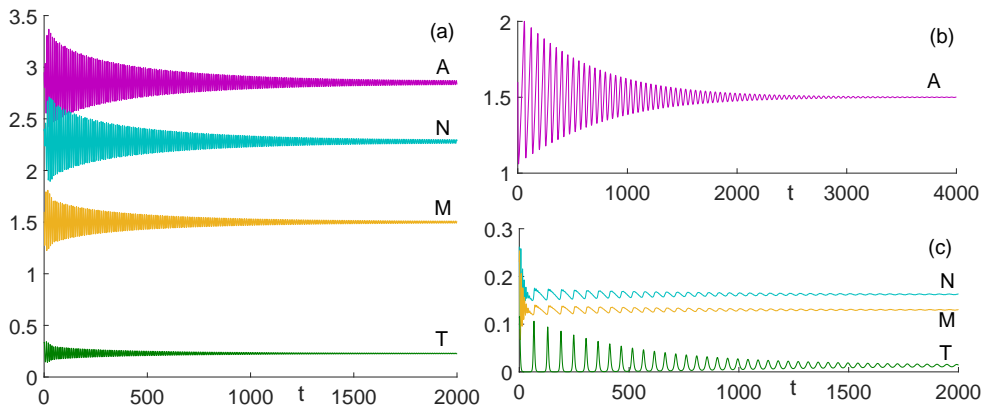


**Fig. 1** Bifurcation diagram in the space of parameters  $(\tau_N, \eta_{23})$  for system (40)-(43), related to the equilibrium  $E_3$  (46), assuming parameters as in (58). For values in the dark-gray region,  $E_3$  does not exist in the set  $\mathcal{A}$ , for values in the black region  $E_3$  is unstable, while in the light-gray region  $E_3$  is stable. Existence critical line  $\mathcal{C}_1$  given in (59), Hopf bifurcation line  $\mathcal{C}_2$  given in (60) and threshold point  $D : (\bar{\tau}_{N_c}, \bar{\eta}_{23_c}) = (0.15, 1.265)$  are also reported.

### 4.3 Numerical simulations

Here, some numerical simulations are performed, towards the new kinetic model, by using some standard tools of MATLAB. Firstly, we aim at simulating the behavior of the solution in the non-treatment scenario (system (40)-(43)), showing stability results outlined analytically in the previous Subsection. In particular, it is possible to appreciate how the rate of activation of NBCs due to interaction with MSBCs influences the initial level of recurrence, before a stabilization to the equilibrium solution. Furthermore, we want to inquire the non-autonomous case (34)-(37), in which therapy is included. In this case, boundedness of the solution is verified for considerably long time, according to the peculiar choice of the shape for external force. Moreover, parameters are set such that the behavior of the solution, with respect to the non-treatment scenario, ensures the expected effects of the therapy on the autoimmune dynamics.

For the treatment-free case, assuming parameters as in (58), referring to the bifurcation diagram in Figure 1, we take  $\tau_N = 0.8$ , that provides the bifurcation value  $\bar{\eta}_{23} = 0.2839$ . Thus, we fix two different values for  $\eta_{23}$ , more precisely  $\eta_{23} = 0.285$  and  $\eta_{23} = 5$ , and perform simulations taking as initial data a perturbation of equilibrium state  $E_3$ . We show results for the first case in Panel (a), Figure 2, and for the second in Panels (b) and (c), Figure 2, respectively. In particular, by taking values of  $\eta_{23}$  closer to the bifurcation threshold  $\bar{\eta}_{23}$ , we have a later stabilization of involved quantities. The equilibrium values for population densities corresponding to equilib-



**Fig. 2** Numerical results for system (40)-(43), taking parameters as in (58) and  $\tau_N = 0.8$  for two different values of  $\eta_{23}$ . Panel (a):  $\eta_{23} = 0.285$ , Panels (b) and (c):  $\eta_{23} = 5$ .

rium  $E_3 = (A_3, N_3, M_3, T_3)$  for both choices of parameters are reported in Table 1. We underline here that the behavior of *SAPCs* is not affected by the value of  $\eta_{23}$ . On the other hand, a higher value of  $\eta_{23}$ , i.e. the activation rate of NBCs by MSBCs, leads to a faster reaching of equilibrium configuration.

Further simulations aim at testing the impact of therapy on this kinetic model. At this aim, we choose  $\epsilon = 0.1$  and fix response parameters, along with specific constants

**Table 1** Values for equilibrium  $E_3$  (46) relatively to system (40)-(43), taking parameters as in (58) and  $\tau_N = 0.8$  for two different values of  $\eta_{23}$ .

$\eta_{23}$	$A_3$	$N_3$	$M_3$	$T_3$
0.285	1.5	2.85	2.28	0.23
5	1.5	0.1625	0.13	0.013

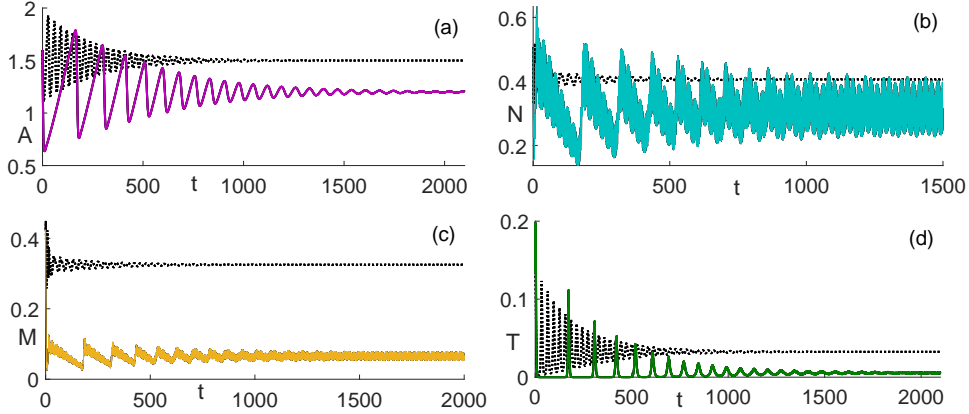
of treatments, as follows

$$\begin{aligned} \sigma_A = 2, \quad \sigma_N = 5.5, \quad \sigma_M = 2, \quad \sigma_T = 3, \\ \gamma_{IL2} = 1, \quad \alpha_{IL2} = 2, \quad \gamma_{Rt} = 1, \quad \alpha_{Rt} = 2. \end{aligned} \tag{61}$$

Still assuming other parameter as in (58), with  $\tau_N = 0.8$  and  $\eta_{23} = 2$ , we run simulations for system (34) – (37), starting from a perturbation of the equilibrium  $E_3$  given in (46). Figure 3 shows results obtained for the four involved populations, by comparing the non-treatment scenario (dotted lines) with the therapy scenario (solid lines). Therefore, the results are consistent with the theoretical results provided in the current paper. Moreover, these simulations seems to ensure the long-time boundedness of the solution. In addition, from the modeling viewpoint, periodic peaks (of decreasing magnitude) of Tregs population (Figure 3 Panel (d)) occur at initial stage, with a consequent periodic decreasing of APCs (Figure 3 Panel (a)), NBCs (Figure 3 Panel (b)) and MSBCs (Figure 3 Panel (c)). Results obtained choosing parameters as in (61) are actually the desired scenario in the framework of the considered model. Indeed, the action of the therapy has as target the overall reduction of the three populations of self-antigen presenting cells, naive T-cells and memory self-reactive B-cells. This effect would clearly have as consequence the reduction of symptoms and a slower development of the disease. In order to provide an overall consideration of the effects of therapy, higher values of densities around time  $t = 10^4$  are compared with equilibrium values in Table 2.

**Table 2** Values for equilibrium  $E_3$  (46) relatively to system (40)-(43) compared to higher values around  $t = 10^4$  relatively to system with therapy (34) – (37) with  $\epsilon = 0.1$ , taking parameters as in (58)-(61),  $\tau_N = 0.8$ ,  $\eta_{23} = 2$ .

		$A$	$N$	$M$	$T$
$\epsilon = 0$	Equilibrium values	1.5	0.406	0.325	0.0325
$\epsilon = 0.1$	Higher values at $t \approx 10^4$	1.201	0.404	0.076	0.006



**Fig. 3** Numerical results for therapy-free system (40) – (43) (dotted lines), compared with those for complete system with therapy (34) – (37) (solid lines), taking parameters as in (58)-(61),  $\tau_N = 0.8$ ,  $\eta_{23} = 2$  and  $\epsilon = 0.1$ . Behavior of macroscopic densities  $A$ ,  $N$ ,  $M$ ,  $T$  are reported in Panels (a), (b), (c), (d), respectively.

## 5 Conclusions

A new kinetic framework under the action of an external force field has been proposed in this paper, and applied to the medical treatment of autoimmune response. At the best of our knowledge, this is a first attempt in this direction.

The new kinetic framework has been derived in Section 2, where a stochastically interacting system is considered, whose microscopic state is described by a continuous activity variable. In particular, the external force field  $\mathbf{F}[\mathbf{f}](t, u)$  has a specific shape (8), in dependence on the application of this paper. In particular, this choice ensures that  $\mathbf{F}[\mathbf{f}](t, u)$  depends also on the current state of the whole system, through distribution functions of all functional subsystems. Therefore, the kinetic equations, i.e. a system of nonlinear integro-differential equations, are obtained. Theorem 1 ensures, at least locally in time, existence, uniqueness, positivity and boundedness of solution of the related Cauchy problem. These results strictly depend on the shape of the external force field. Nevertheless, this approach may be extended to other choices for  $\mathbf{F}[\mathbf{f}](t, u)$ .

Section 4 provides the application of the new kinetic framework (11) for the medical treatment of autoimmune response. The results adhere to what is experimentally expected. With respect to previous cases proposed in literature, it is worth pointing out two novelties. The first one is the conservative dynamics of NBCs activation by interaction with both APCs and MSBCs. The second one is the possibility to model a treatment strategy in terms of external force field. Therefore, this paper may represent a general scheme in order to model stochastic interacting systems under the action of an external environment. Finally, we have shown that, through a suitable choice of functions and parameters describing the drug delivery, is possible to predict the diminishing of cell populations responsible for autoimmune dynamics.

It is worth stressing that the specific shape of the external force field is crucial in the current paper. Furthermore, this is a very versatile novelty, since this new

framework can be applied also in other contexts as, for instance, environmental and socio-economical systems.

However, this work represents a first step at modeling stochastically interacting systems under the action of an external force field. As future research perspectives, results of globally in time existence of the solution have to be considered. In particular, we expect results that depend on the shape of the external force field  $\mathbf{F}[\mathbf{f}](t, u)$  and parameters of the system. Furthermore, we aim at extending Theorem 2 in the case of time-dependent parameters of the external force field, i.e. when the system of ordinary differential equation at the macroscopic level is nonautonomous. Finally, from an application view, more realistic scenarios may be considered, for example a spatio-temporal setting, including chemotactic motion of cells, as proposed in [Oliveira et al.](#), or the introduction of different time scales for the therapy delivery. Moreover, optimal control problems may be associated to this kinetic framework, in order to find out best therapy strategies.

## Declarations

- Funding: This work was supported Portuguese FCT/MCTES (Fundação para a Ciência e a Tecnologia) Projects UIDB/00013/2020, UIDP/00013/2020 and PTDC/03091/2022.
- Competing interests: The authors have no competing interests to declare that are relevant to the content of this article.
- Ethics approval ‘Not applicable’
- Consent to participate ‘Not applicable’
- Consent for publication ‘Not applicable’
- Availability of data and materials ‘Not applicable’
- Code availability ‘Not applicable’
- Authors’ contributions ‘Not applicable’

If any of the sections are not relevant to your manuscript, please include the heading and write ‘Not applicable’ for that section.

## References

- Somers, E.C., Thomas, S.L., Smeeth, L., Hall, A.J.: Autoimmune diseases co-occurring within individuals and within families: a systematic review. *Epidemiology*, 202–217 (2006)
- Hess, E.V.: Environmental chemicals and autoimmune disease: cause and effect. *Toxicology* **181**, 65–70 (2002)
- Marchewka, T., Bernard, A., Kempa, M., Heal, K.: Rare autoimmune disease caused by not-so rare virus. In: *A37. CASE REPORTS: AUTOIMMUNITY, COVID, AND LUNG DISEASE, OH MY*, , pp. 1452–1452 (2023)
- Wang, L., Wang, F.-S., Gershwin, M.E.: Human autoimmune diseases: a comprehensive update. *Journal of internal medicine* **278**(4), 369–395 (2015)



- Bellomo, N., Bianca, C., Delitala, M.: Complexity analysis and mathematical tools towards the modelling of living systems. *Physics of Life Reviews* **6**(3), 144–175 (2009)
- Bertotti, M.L., Modanese, G.: From microscopic taxation and redistribution models to macroscopic income distributions. *Physica A: Statistical Mechanics and its Applications* **390**(21-22), 3782–3793 (2011)
- Bertotti, M.L., Modanese, G.: Micro to macro models for income distribution in the absence and in the presence of tax evasion. *Applied Mathematics and Computation* **244**, 836–846 (2014)
- Fermo, L., Tosin, A.: A fully-discrete-state kinetic theory approach to traffic flow on road networks. *Mathematical Models and Methods in Applied Sciences* **25**(03), 423–461 (2015)
- Bellomo, N., Carbonaro, B.: On the complexity of multiple interactions with additional reasonings about Kate, Jules and Jim. *Mathematical and Computer Modelling* **47**(1-2), 168–177 (2008)
- Conte, M., Loy, N.: Multi-cue kinetic model with non-local sensing for cell migration on a fiber network with chemotaxis. *Bulletin of Mathematical Biology* **84**(3), 42 (2022)
- Lachowicz, M., Leszczyński, H., Puźniakowska-Gałuch, E.: Diffusive and anti-diffusive behavior for kinetic models of opinion dynamics. *Symmetry* **11**(8), 1024 (2019)
- Dimarco, G., Perthame, B., Toscani, G., Zanella, M.: Kinetic models for epidemic dynamics with social heterogeneity. *Journal of Mathematical Biology* **83**(1), 4 (2021)
- Della Marca, R., Loy, N., Tosin, A.: An SIR model with viral load-dependent transmission. *Journal of Mathematical Biology* **86**(4), 61 (2023)
- Della Marca, R., Loy, N., Menale, M.: Intransigent vs. volatile opinions in a kinetic epidemic model with imitation game dynamics. *Mathematical Medicine and Biology: A Journal of the IMA*, 018 (2022)
- Dimarco, G., Pareschi, L., Toscani, G., Zanella, M.: Wealth distribution under the spread of infectious diseases. *Physical Review E* **102**(2), 022303 (2020)
- Bellomo, N., Forni, G.: Dynamics of tumor interaction with the host immune system. *Math. Comput. Model. Dyn. Syst.* **20**(1), 107–122 (1994)
- Bellomo, N., Bellouquid, A.: From a class of kinetic models to the macroscopic equations for multicellular systems in biology. *Discrete Contin. Dyn. Syst. - B* **4**(1), 59–80 (2004)

- Delitala, M., Dianzani, U., Lorenzi, T., Melensi, M.: A mathematical model for immune and autoimmune response mediated by T-cells. *Comput. Math. with Appl.* **66**(6), 1010–1023 (2013)
- Della Marca, R., Ramos, M.P.M., Ribeiro, C., Soares, A.J.: Mathematical modelling of oscillating patterns for chronic autoimmune diseases. *Math. Methods Appl. Sci.* **45**(11), 7144–7161 (2022)
- Kolev, M.: Mathematical analysis of an autoimmune diseases model: kinetic approach. *Mathematics* **7**(11), 1024 (2019)
- Kolev, M., Nikolova, I.: A mathematical model of some viral-induced autoimmune diseases. *Math. Appl.* **46** (2018)
- Ramos, M.P.M., Ribeiro, C., Soares, A.J.: A kinetic model of T cell autoreactivity in autoimmune diseases. *J. Math. Biol.* **79**(6-7), 2005–2031 (2019)
- Oliveira, J.a., Soares, A.J., Travaglini, R.: Kinetic models leading to pattern formation in the response of the immune system. special issue of *Rivista di Matematica della Università di Parma in memory of Giampiero Spiga* **Accepted for publication**
- Danke, N.A., Koelle, D.M., Yee, C., Beheray, S., Kwok, W.W.: Autoreactive T cells in healthy individuals. *J. Immun.* **172**(10), 5967–5972 (2004)
- Rosenblum, M.D., Remedios, K.A., Abbas, A.K., *et al.*: Mechanisms of human autoimmunity. *The Journal of clinical investigation* **125**(6), 2228–2233 (2015)
- Zhang, W., Wahl, L.M., Yu, P.: Modeling and analysis of recurrent autoimmune disease. *SIAM Journal on Applied Mathematics* **74**(6), 1998–2025 (2014)
- Zhang, W., Yu, P.: Hopf and generalized Hopf bifurcations in a recurrent autoimmune disease model. *International Journal of Bifurcation and Chaos* **26**(05), 1650079 (2016)
- Arlotti, L., Lachowicz, M.: Qualitative analysis of a nonlinear integrodifferential equation modeling tumor-host dynamics. *Mathematical and computer modelling* **23**(6), 11–29 (1996)
- Arlotti, L., Bellomo, N.: Solution of a new class of nonlinear kinetic models of population dynamics. *Applied Mathematics Letters* **9**(2), 65–70 (1996)
- Deimling, K.: *Ordinary Differential Equations in Banach Spaces* vol. 596. Springer, , (2006)
- Mamula, M.J., Fatenejad, S., Craft, J.: B cells process and present lupus autoantigens that initiate autoimmune T cell responses. *Journal of immunology* (Baltimore, Md.: 1950) **152**(3), 1453–1461 (1994)

- Harris, D.P., Haynes, L., Sayles, P.C., Duso, D.K., Eaton, S.M., Lepak, N.M., Johnson, L.L., Swain, S.L., Lund, F.E.: Reciprocal regulation of polarized cytokine production by effector B and T cells. *Nature immunology* **1**(6), 475–482 (2000)
- Akkaya, B., Oya, Y., Akkaya, M., Al Souz, J., Holstein, A.H., Kamenyeva, O., Kabat, J., Matsumura, R., Dorward, D.W., Glass, D.D., *et al.*: Regulatory T cells mediate specific suppression by depleting peptide–MHC class II from dendritic cells. *Nat. Immunol.* **20**(2), 218–231 (2019)
- Liberal, R., Grant, C.R., Longhi, M.S., Mieli-Vergani, G., Vergani, D.: Regulatory T cells: mechanisms of suppression and impairment in autoimmune liver disease. *IUBMB life* **67**(2), 88–97 (2015)
- Chandrashekhara, S., *et al.*: The treatment strategies of autoimmune disease may need a different approach from conventional protocol: a review. *Indian journal of pharmacology* **44**(6), 665 (2012)
- Serra, P., Santamaria, P.: Nanoparticle-based autoimmune disease therapy. *Clinical Immunology* **160**(1), 3–13 (2015)
- Shin, Y.-W., Lee, S.-T., Park, K.-I., Jung, K.-H., Jung, K.-Y., Lee, S.K., Chu, K.: Treatment strategies for autoimmune encephalitis. *Therapeutic advances in neurological disorders* **11**, 1756285617722347 (2018)
- Gottenberg, J.-E., Guillevin, L., Lambotte, O., Combe, B., Allanore, Y., Cantagrel, A., Larroche, C., Soubrier, M., Bouillet, L., Dougados, M., *et al.*: Tolerance and short term efficacy of rituximab in 43 patients with systemic autoimmune diseases. *Annals of the rheumatic diseases* **64**(6), 913–920 (2005)
- Klatzmann, D., Abbas, A.K.: The promise of low-dose interleukin-2 therapy for autoimmune and inflammatory diseases. *Nature Reviews Immunology* **15**(5), 283–294 (2015)
- Furtado, G.C., Lafaille, M.A.C., Kutchukhidze, N., Lafaille, J.J.: Interleukin 2 signaling is required for CD4+ regulatory T cell function. *The Journal of experimental medicine* **196**(6), 851–857 (2002)
- Zhou, P.: Emerging mechanisms and applications of low-dose IL-2 therapy in autoimmunity. *Cytokine & Growth Factor Reviews* (2022)
- Gantmacher, F.: *Applications of the Theory of Matrices*, Interscience Publ. New York (1959)
- Guckenheimer, J., Holmes, P.: *Nonlinear Oscillations, Dynamical Systems, and Bifurcations of Vector Fields* vol. 42. Springer, , (2013)

Rionero, S.: Hopf bifurcations in dynamical systems. *Ricerche di Matematica* **68**, 811–840 (2019)