

# Resonance of Vector Vortex Beams in a Triangular Optical Cavity

L. M. Rodrigues,<sup>1</sup> L. Marques Fagundes,<sup>1</sup> D. C. Salles,<sup>1,2</sup> G. H. dos Santos,<sup>1</sup>  
J. M. Kondo,<sup>1</sup> A. Z. Khoury,<sup>3</sup> P. H. Souto Ribeiro,<sup>1</sup> and R. Medeiros de Araújo<sup>1</sup>

<sup>1</sup>*Departamento de Física, Universidade Federal de Santa Catarina, Florianópolis, SC, 88040-900, Brazil*

<sup>2</sup>*Université Paris-Saclay, Gif-sur-Yvette, 91190, France*

<sup>3</sup>*Instituto de Física, Universidade Federal Fluminense, Niterói, RJ, 24210-346, Brazil*

(Dated: October 25, 2023)

We experimentally demonstrate resonance of first-order vector vortex beams (VVB) with a triangular optical cavity. We also show that, due to their symmetry properties, the so-called radial and azimuthal VVBs do not resonate at the same cavity length, which could be explored to use the triangular resonator as a mode sorter. In addition, an intracavity Pancharatnam phase shifter (PPS) is implemented in order to compensate for any birefringent phase that the cavity mirrors may introduce.

## I. INTRODUCTION

Light beams with orbital angular momentum are also called vortex beams. Paradigmatic vortex beams are the Laguerre Gaussian modes [1]. However, other kinds of vortex beams came up along with the development of sophisticated optical approaches for generating, manipulating, and analyzing light fields [2–8]. In fact, it was found that it was possible to construct stable optical modes for which the polarization varies across the plane transverse to the propagation direction. To this kind of light beams was given the name Vector Vortex Beams (VVB) [9]. More than being a very curious type of structured light, it has been shown that they exhibit nonseparability for polarization and spatial modes [10–15] and there are several practical applications for them [16–24].

In most studies and applications, it is necessary to identify, measure or sort out vector vortex modes and several methods have been developed so far [25–27]. Among these tasks, the hardest one is the realization of a mode sorter that could separate different vector vortex modes without destroying or even without imposing strong losses to them. This is a relevant task, because these beams have a considerable potential for the implementation of quantum communication schemes using single photons and squeezed light [28–31]. For vortex scalar beams, mode sorters have been developed based on conformal transformations [32] and optical cavities [33, 34].

Here, we take a step forward in the development of a triangular optical cavity that may work as a VVB mode sorter. First, we experimentally demonstrate resonance of VVBs within such cavity, introducing what we call an intracavity Pancharatnam Phase Shifter (PPS) (see section IV). Then, we demonstrate that two different types of VVB, namely radially and azimuthally polarized beams, resonate for different cavity lengths due to their symmetry/antisymmetry properties. Consequently, in principle, they can be sorted using such a cavity, provided it is kept in resonance with one of them. The scheme, explored here in a proof-of-principle experiment, represents a promising tool that could be very helpful in building a quantum communication networks based on

vortex vector beams.

## II. OPTICAL CAVITIES AND FIRST-ORDER VECTOR VORTEX BEAMS

An optical cavity is an interferometric device that fold a light beam over itself to achieve resonance (constructive interference). The resonance condition is that the phase acquired by the beam after a cavity roundtrip is a multiple of  $2\pi$ . This phase depends on a list of factors. The two main factors are: i) the ratio between the roundtrip optical length and the wavelength of light and ii) the beam spatial properties.

Hermite-gaussian beams ( $HG_{mn}$ ) and laguerre-gaussian beams ( $LG_{\ell p}$ ) constitute two different and interesting bases to describe the propagation of paraxial beams. The mode order ( $N = m + n$  or  $N = |\ell| + 2p$ ) and the Rayleigh length  $z_0$  determine the amount of Gouy phase [35] a beam will accumulate over a certain propagation distance  $z$ .

The first-order Hermite-Gauss modes ( $HG_{10}$  and  $HG_{01}$ ) accumulate the same phase after a roundtrip in a linear cavity composed of two mirrors, since these modes have the same Gouy phase. Therefore, they are resonant for the same cavity lengths and any superposition of them is transmitted by the output port of such cavity [36]. However, this is no longer the case for a triangular cavity, for example, which is composed of three mirrors [34]. This type of cavity discerns optical modes based on their spatial symmetry. The explanation follows bellow.

Take  $z$  as the coordinate along the optical path inside the cavity and  $x$  as the transverse coordinate whose axis is parallel to the optical table. In this scenario, a reflection can be computed as a sign change in the horizontal coordinate and on the horizontal unit vector:  $x \rightarrow -x$ ,  $\hat{x} \rightarrow -\hat{x}$  [37]. The result is that a single reflection on a mirror leaves the  $HG_{01}$  mode unchanged, while the  $HG_{10}$  mode (the one with horizontally placed lobes) gets a minus sign, which is equivalent to a  $\pi$  phase. This happens because the electric field of the  $HG_{10}$  mode is an odd function on the variable  $x$ : the mode is antisymmetric.

Therefore, in a triangular cavity, the three mirrors add no extra phase to  $HG_{01}$  and a  $\pi$  phase ( $=3\pi \bmod 2\pi$ ) to  $HG_{10}$ . In conclusion, the resonance lengths for these modes should be separated by exactly half a wavelength.

When referring to paraxial beams, spatially homogeneous polarization is generally implicit. In this work, however, we are interested in the first-order Vector Vortex Beams, modes with inhomogeneous polarization profiles which are generated by linear superpositions of first-order Hermite-Gauss modes with orthogonal linear polarizations [38]. Figure 1a illustrates this concept with the two cases we address throughout this paper: the radially polarized beam and the azimuthally polarized beam.

The discussion about reflection symmetry can now be extended to VVBs. Let us first analyze the matter by decomposing the VVBs as in Fig. 1a. The complex amplitude of the radial and azimuthal modes can be written, respectively, as

$$A^{rad} = HG_{01} \hat{y} + HG_{10} \hat{x}, \quad (1)$$

$$A^{azim} = HG_{01} \hat{x} - HG_{10} \hat{y}. \quad (2)$$

This shows that a single reflection will make  $A^{rad} \rightarrow A^{rad}$  and  $A^{azim} \rightarrow -A^{azim} = e^{i\pi} A^{azim}$ . The same conclusion may be drawn by analyzing the full polarization structure of the radial and azimuthal modes, which are symmetric and antisymmetric, respectively (see Fig. 1b).

Thus, a cavity with an odd number of mirrors is able to distinguish between radial and azimuthal beams, in the sense that they don't resonate simultaneously: whenever the radial beam is resonant (transmitted), the azimuthal beam is out of resonance (reflected). This is the case of a triangular cavity and that is precisely what we will demonstrate experimentally.

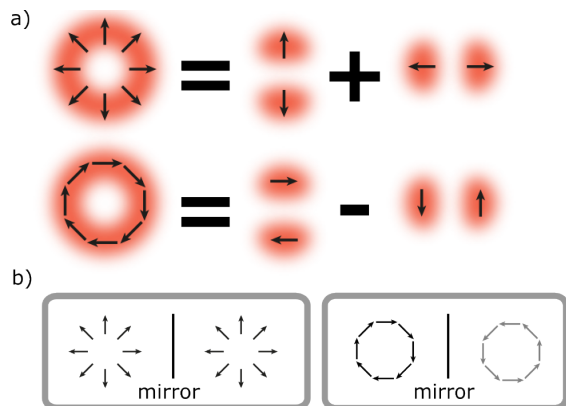


FIG. 1. a) VVB decomposition in the hermite-gaussian basis. First line: radial beam as in Eq. (1); second line: azimuthal beam as in Eq. (2). b) Symmetry and antisymmetry of radial and azimuthal VVBs upon reflection.

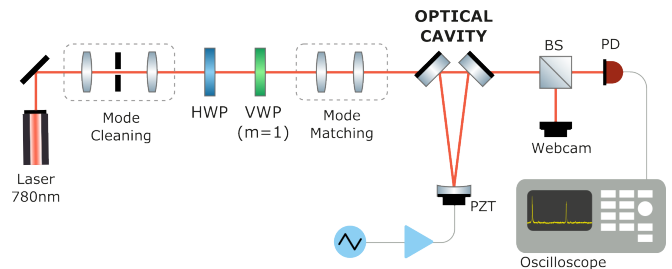


FIG. 2. Experimental setup. HWP: half-wave plate; VWP: vortex waveplate; BS: beam-splitter; PD: photodiode; PZT: piezo actuator.

### III. EXPERIMENTAL SETUP

The experiment described in this section was designed to test VVB resonance in a triangular optical cavity. In addition, observing the radial and azimuthal beams resonating in distinct cavity lengths would confirm the influence of the beams symmetry on the resonance length, predicted in Section II.

Figure 2 illustrates the experimental setup, which uses a homemade extended-cavity diode laser at 780 nm as the light source. A pinhole at the Fourier plane cleans the beam's spatial mode and a Spatial Light Modulator (not shown in the figure, for compactness) is used to finely adjust mode matching, although it is not an essential piece of the setup.

Once mode matching and beam/cavity alignment are optimized for a zero-order gaussian beam, a Vortex Wave Plate (VWP  $m = 1$ , Thorlabs) is placed and centered on the optical path between the SLM and the mode matching lenses, with its fast axis aligned with the vertical. Also, a half-wave plate (HWP) is placed before the VWP to control the input polarization, determining which VVB is produced. If the input linear polarization is vertical (horizontal), a radial (azimuthal) beam is produced. A varying HWP angle will produce a superposition of radial and azimuthal with varying weights.

The generated VVB is then sent to the triangular cavity, composed of two identical partially reflective plane mirrors ( $R = 96\%$  and  $82\%$  for s- and p-polarization, respectively) and a concave mirror of high reflectance and a 200-mm radius of curvature. The cavity length (approximately 300 mm, roundtrip) is micrometrically scanned at  $\sim 10$  Hz using a piezoelectric transducer glued to the concave mirror and the resonance peaks are observed with an oscilloscope. Half of the cavity output intensity is sent to a simple webcam, in order to check the beam profile of the transmitted beams, peak by peak.

As will be discussed in the following section, resonance of VVB with our empty cavity was only nearly achieved, which prompted us to explore the insertion of a phase compensation system inside the cavity.

#### IV. RESULTS AND DISCUSSION

As discussed in Section II, the resonance of a first-order VVB beam is achieved if its Hermite-Gaussian components resonate simultaneously within the cavity. In the case of a radial (azimuthal) beam, these components are the modes  $HG_{10} \hat{x}$  and  $HG_{01} \hat{y}$  ( $HG_{10} \hat{y}$  and  $HG_{01} \hat{x}$ ).

In Fig. 3a, we can observe the intensity transmission of the cavity with respect to its length when a radial beam is sent as an input. The graphic shows two main resonant peaks separated by a wavelength  $\lambda$  and small resonant peaks caused by spurious mode components populated at the VVB production with the vortex plate. As we zoom in at the peaks we notice a slight, although unambiguous, peak asymmetry, suggesting that polarization components H and V do not resonate simultaneously. Indeed, a clear signature of this resonance splitting is the fact that this peak may be decomposed into two displaced peaks with distinct widths (attesting for distinct finesses). Such decomposition leads to a measured splitting of about  $\lambda/50$  in cavity length, or  $2\pi/50$  in accumulated roundtrip phase.

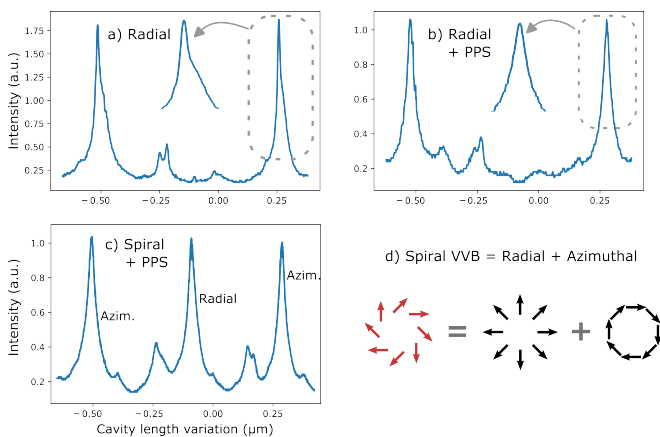


FIG. 3. Resonance peaks of a radially polarized beam for (a) an empty cavity and (b) for a cavity with Pancharatnam phase shifter (PPS); (c) Resonance peaks for a spirally polarized beam, which is decomposed (d) into a sum of a radial beam with an azimuthal beam. The origins of the horizontal axes are arbitrary and may drift from one graphic to another.

This phase shift  $\delta\varphi = 2\pi/50$  was unexpected. A simple explanation for it could be a modest birefringence on the thin films of the dielectric-coated cavity mirrors. In order to compensate for this phase shift and achieve simultaneous resonance of H and V components, we put a set of three waveplates (QWP + HWP + QWP) in the intracavity path, as shown in Fig. 4a. This setup introduces an adjustable so-called “geometric phase” to each polarization component without changing their direction, as explained below.

The notion of geometric phases was first introduced in the seminal work by Pancharatnam [39] in connection with cyclic transformations in the polarization state of a light beam. These cyclic transformations can be viewed

as closed trajectories in the Poincaré sphere representation of the polarization state. The geometric phase acquired in the cycle is equal to half the solid angle  $\Omega$  enclosed in the sphere.

In 1984, Sir Michael Berry demonstrated the appearance of geometric phase factors in the adiabatic evolution of a quantum system state vector [40]. Later, this concept was extended to nonadiabatic evolutions [41]. Geometric phases were shown to be a useful tool for quantum computation, where a conditional phase gate was demonstrated in both nuclear magnetic resonance [42] and trapped ions [43]. The Pancharatnam phase has also been demonstrated in the context of cyclic transformations on the transverse mode of a paraxial laser beam [44, 45]. Besides its intrinsic beauty, the Pancharatnam phase has proved to be a useful tool for controlling the phase of a laser beam. Recently, it has been used to control the phase of an atom interferometer [46].

In our experiment, we compensate the relative phase acquired by the orthogonal polarization states in a cavity roundtrip, by introducing a Pancharatnam phase shifter (PPS) formed by a sequence of a quarter-waveplate fixed at  $45^\circ$ , a half-waveplate oriented at a variable angle  $\phi$ , and another quarter-waveplate fixed at  $45^\circ$  placed inside the ring cavity. The crossed-polarized beams undergo cyclic polarization transformations as they pass through the phase shifter. Figure 4b illustrates the transformation undergone by polarization H. It corresponds to a closed path in the Poincaré sphere with solid angle  $\Omega = 4\phi$ . The acquired Pancharatnam phase should be therefore  $\delta\varphi_H = \Omega/2 = 2\phi$ . Polarization V acquires the same phase, but with opposite sign, by tracing a mirrored path at the other side of the sphere:  $\delta\varphi_V = -\Omega/2 = -2\phi$ .

In this manner, we were able to compensate for the cavity phase shift, by tuning the value of  $\phi$  with the half-waveplate. The results of phase compensation for the radial beam are shown in Fig. 3b, where the resonance peak is no longer asymmetric. This is the first indication that we have achieved resonance for the radially polarized VVB in a triangular cavity.

The graphic in Fig. 3c shows that the radially and azimuthally polarized beams indeed resonate separately, i.e. at distinct cavity lengths, since they are symmetric and antisymmetric, respectively (see Fig. 1b). This graphic was obtained by sending a spirally polarized beam (Fig. 3d) to the cavity, which is a superposition of radial and azimuthal modes with same weights. This superposition is produced by sending a diagonally polarized gaussian beam to the VWP.

o demonstrate that the resonant beams retain their vectorial characteristics after passing through the cavity, we captured their intensity profiles using a webcam and further analyzed their projections onto horizontal, diagonal, and vertical polarizations. This analysis was conducted by placing a polarizer at various orientations in front of the webcam.

In order to prove the resonant beams maintain their vectorial features after passing through the cavity, we

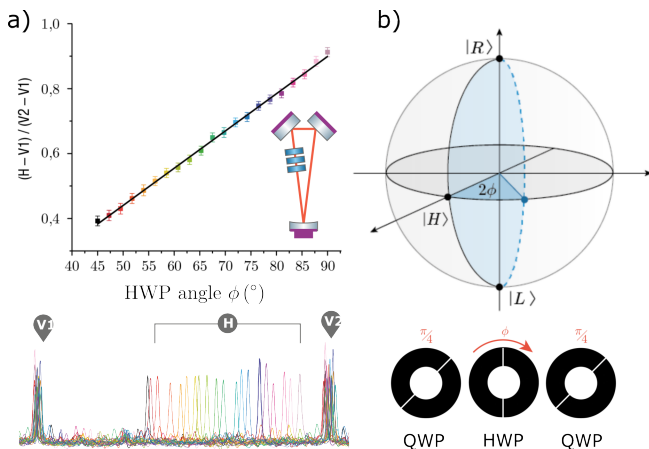


FIG. 4. (a) Effect of the intracavity phase adjustment on the resonance of horizontally and vertically polarized zero-order gaussian beams. (b) Pancharatnam phase. First QWP at  $45^\circ$ :  $H \rightarrow R$ . HWP at angle  $\phi$ :  $R \rightarrow L$ , dashed line. Second QWP at  $45^\circ$ :  $L \rightarrow H$ .

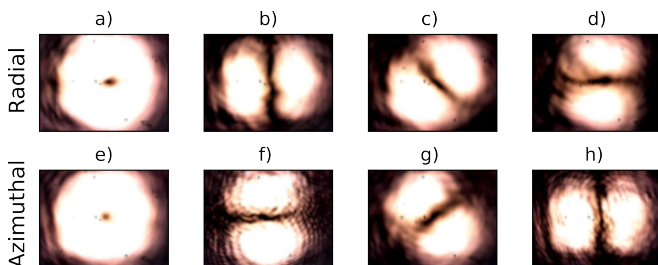


FIG. 5. Intensity profiles of output resonant VVB beams. a) Transmitted radial beam and b)-d) its projections onto horizontal, diagonal ( $+45^\circ$ ) and vertical polarizations; e) Transmitted azimuthal beam and f)-h) its projections.

captured their intensity profiles using a webcam and further analyzed their projections onto horizontal, diagonal, and vertical polarizations. This analysis was conducted by placing a polarizer at various orientations in front of the webcam. Although we do not have a locking system in place yet, the cavity is stable enough to manually keep it nearly in resonance for a few seconds while taking the pictures of the transmitted beam. The results are presented in Figure 5, confirming our hypothesis. For instance, Fig. 5c shows the projection of the transmitted radial beam onto the diagonal polarization, which corresponds to a first-order hermite-gaussian beam with lobes aligned to the diagonal, whereas the azimuthal beam, when projected onto the same direction, displays a mode oriented along the antidiagonal (Fig. 5g).

We can note a slight deviation of the images shown in Figs. 5c and 5g from pure rotated Hermite-Gaussian modes, probably due to a small unbalance between the

losses on the horizontal and vertical polarization components of the VVBs.

## V. CONCLUSION

We have demonstrated that first-order vector vortex beams (VVB) resonate with a triangular optical cavity, even though they display non-uniform polarization. From a theoretical point of view, this fact becomes evident when one looks at the Hermite-Gauss decomposition of 1st-order VVBs.

Experimentally, we have learned that an intracavity phase compensation may be necessary, depending on the dielectric mirror's features. In our experimental setup, we have observed a small unexpected displacement between horizontal and vertical resonance peaks, in addition to the expected displacement of half a free spectral range due the odd number of mirrors in the cavity. We hypothesize that this small displacement is due to the birefringence of dielectric thin layers that constitute the cavity mirrors (as in Ref. [47]).

In order to compensate for this extra phase difference and ensure VVB resonance, we introduced a set of waveplates inside the cavity that adds an adjustable geometric phase, also referred to as Pancharatnam-Berry phase [39]. We call this device a Pancharatnam phase shifter (PPS).

Finally, we note that 1st-order VVB resonance should also occur for a linear cavity, although this has not been experimentally demonstrated in this paper. We highlight, though, that the triangular cavity has the unique feature of resonating with radial and azimuthal VVBs for distinct cavity lengths, suggesting this cavity could be used as a mode sorter for VVBs, whose efficiency is still to be assessed experimentally in future works. Such a mode sorter, if/when available, could find applications, for example, in alignment-free Quantum Key Distribution protocols which uses vector vortex modes to construct mutually unbiased bases [30, 48, 49].

## ACKNOWLEDGMENTS

We thank Prof. Marcelo Martinelli for providing us with the laser source. We also acknowledge funding from the Brazilian funding agencies, Conselho Nacional de Desenvolvimento Tecnológico (CNPq), Fundação de Amparo à Pesquisa e Inovação do Estado de Santa Catarina (FAPESC), Coordenação de Aperfeiçoamento de Pessoal de Nível Superior - Brasil (CAPES) and Instituto Nacional de Ciência e Tecnologia de Informação Quântica (INCT/IQ 465469/2014-0). A.Z.K. acknowledges financial support from Fundação Carlos Chagas Filho de Amparo à Pesquisa do Estado do Rio de Janeiro (FAPERJ), and Fundação de Amparo à Pesquisa do Estado de São Paulo (FAPESP, Grant No. 2021/06823-5).

[1] L. Allen, M. W. Beijersbergen, R. J. C. Spreeuw, and J. P. Woerdman, Orbital angular momentum of light

and the transformation of laguerre-gaussian laser modes,

- Phys. Rev. A **45**, 8185 (1992).
- [2] J. C. Gutiérrez-Vega, M. D. Iturbe-Castillo, and S. Chávez-Cerda, Alternative formulation for invariant optical fields: Mathieu beams, *Optics Letters* **25**, 1493 (2000).
  - [3] M. A. Bandres and J. C. Gutiérrez-Vega, Ince–Gaussian beams, *Optics Letters* **29**, 144 (2004).
  - [4] K. Volke-Sepulveda, V. Garcés-Chávez, S. Chávez-Cerda, J. Arlt, and K. Dholakia, Orbital angular momentum of a high-order Bessel light beam, *Journal of Optics B: Quantum and Semiclassical Optics* **4**, S82 (2002).
  - [5] E. G. Abramochkin and V. G. Volostnikov, Generalized Hermite-Laguerre-Gauss beams, *Physics of Wave Phenomena* **18**, 14 (2010).
  - [6] J. D. Ring, J. Lindberg, A. Mourka, M. Mazilu, K. Dholakia, and M. R. Dennis, Auto-focusing and self-healing of Pearcey beams, *Optics Express* **20**, 18955 (2012).
  - [7] E. Abramochkin and T. Alieva, Closed-form expression for mutual intensity evolution of Hermite–Laguerre–Gaussian Schell-model beams, *Optics Letters* **42**, 4032 (2017).
  - [8] Y. Shen, Z. Wan, Y. Meng, X. Fu, and M. Gong, Polygonal Vortex Beams, *IEEE Photonics Journal* **10**, 1 (2018).
  - [9] Y. F. Chen, K. F. Huang, H. C. Lai, and Y. P. Lan, Observation of Vector Vortex Lattices in Polarization States of an Isotropic Microcavity Laser, *Physical Review Letters* **90**, 053904 (2003).
  - [10] C. Souza, J. Huguenin, P. Milman, and A. Khoury, Topological phase for spin-orbit transformations on a laser beam, *Physical review letters* **99**, 160401 (2007).
  - [11] C. Borges, M. Hor-Meyll, J. Huguenin, and A. Khoury, Bell-like inequality for the spin-orbit separability of a laser beam, *Physical Review A* **82**, 033833 (2010).
  - [12] G. Milione, H. I. Sztul, D. A. Nolan, and R. R. Alfano, Higher-Order Poincaré Sphere, Stokes Parameters, and the Angular Momentum of Light, *Physical Review Letters* **107**, 053601 (2011).
  - [13] L. Pereira, A. Khoury, and K. Dechoum, Quantum and classical separability of spin-orbit laser modes, *Physical Review A* **90**, 053842 (2014).
  - [14] W. Balthazar, C. Souza, D. Caetano, E. Galvão, J. Huguenin, and A. Khoury, Tripartite nonseparability in classical optics, *Optics letters* **41**, 5797 (2016).
  - [15] M. Passos, W. Balthazar, J. A. de Barros, C. Souza, A. Khoury, and J. Huguenin, Classical analog of quantum contextuality in spin-orbit laser modes, *Physical Review A* **98**, 062116 (2018).
  - [16] A. F. Abouraddy and K. C. Toussaint, Three-Dimensional Polarization Control in Microscopy, *Physical Review Letters* **96**, 153901 (2006).
  - [17] W. Cheng, J. W. Haus, and Q. Zhan, Propagation of vector vortex beams through a turbulent atmosphere, *Optics Express* **17**, 17829 (2009).
  - [18] B. J. Roxworthy and K. C. Toussaint, Optical trapping with  $\pi$ -phase cylindrical vector beams, *New Journal of Physics* **12**, 073012 (2010).
  - [19] F. K. Fatemi, Cylindrical vector beams for rapid polarization-dependent measurements in atomic systems, *Optics Express* **19**, 25143 (2011).
  - [20] M. Neugebauer, T. Bauer, P. Banzer, and G. Leuchs, Polarization Tailored Light Driven Directional Optical Nanobeacon, *Nano Letters* **14**, 2546 (2014).
  - [21] V. Parigi, V. D’Ambrosio, C. Arnold, L. Marrucci, F. Sciarrino, and J. Laurat, Storage and retrieval of vector beams of light in a multiple-degree-of-freedom quantum memory, *Nature Communications* **6**, 7706 (2015).
  - [22] Y. Yuan, T. Lei, S. Gao, X. Weng, L. Du, and X. Yuan, The Orbital Angular Momentum Spreading for Cylindrical Vector Beams in Turbulent Atmosphere, *IEEE Photonics Journal* **9**, 1 (2017).
  - [23] Y. Yuan, X. Xiao, D. Liu, P. Fu, J. Qu, G. Gbur, and Y. Cai, Mitigating orbital angular momentum crosstalk in an optical communication uplink channel using cylindrical vector beams, *Waves in Random and Complex Media* **0**, 1 (2022).
  - [24] M. Cheng, K. Dong, C. Shi, A.-A. H. T. Mohammed, L. Guo, X. Yi, P. Wang, and J. Li, Enhancing Performance of Air–Ground OAM Communication System Utilizing Vector Vortex Beams in the Atmosphere, *Photonics* **10**, 41 (2023).
  - [25] B. Ndagano, I. Nape, M. A. Cox, C. Rosales-Guzman, and A. Forbes, Creation and Detection of Vector Vortex Modes for Classical and Quantum Communication, *Journal of Lightwave Technology* **36**, 292 (2018).
  - [26] J. Wang, Advances in communications using optical vortices, *Photonics Research* **4**, B14 (2016).
  - [27] J. Wang, Data information transfer using complex optical fields: A review and perspective (Invited Paper), *Chinese Optics Letters* **15**, 030005 (2017).
  - [28] V. Chille, S. Berg-Johansen, M. Semmler, P. Banzer, A. Aiello, G. Leuchs, and C. Marquardt, Experimental generation of amplitude squeezed vector beams, *Optics Express* **24**, 12385 (2016).
  - [29] G. Vallone, V. D’Ambrosio, A. Sponselli, S. Slussarenko, L. Marrucci, F. Sciarrino, and P. Villoresi, Free-Space Quantum Key Distribution by Rotation-Invariant Twisted Photons, *Physical Review Letters* **113**, 060503 (2014).
  - [30] V. D’Ambrosio, E. Nagali, S. P. Walborn, L. Aolita, S. Slussarenko, L. Marrucci, and F. Sciarrino, Complete experimental toolbox for alignment-free quantum communication, *Nature Communications* **3**, 961 (2012).
  - [31] V. D’Ambrosio, G. Carvacho, F. Graffitti, C. Vitelli, B. Piccirillo, L. Marrucci, and F. Sciarrino, Entangled vector vortex beams, *Physical Review A* **94**, 030304 (2016).
  - [32] G. C. Berkhout, M. P. Lavery, J. Courtial, M. W. Beijersbergen, and M. J. Padgett, Efficient sorting of orbital angular momentum states of light, *Physical review letters* **105**, 153601 (2010).
  - [33] S. Wei, S. K. Earl, J. Lin, S. S. Kou, and X.-C. Yuan, Active sorting of orbital angular momentum states of light with a cascaded tunable resonator, *Light: Science & Applications* **9**, 10 (2020).
  - [34] G. dos Santos, D. C. d. Salles, M. G. Damaceno, B. T. d. Menezes, C. Corso, M. Martinelli, P. S. Ribeiro, and R. M. de Araújo, Decomposing spatial mode superpositions with a triangular optical cavity, *Physical Review Applied* **16**, 034008 (2021).
  - [35] L. G. Gouy, *Sur une propriété nouvelle des ondes lumineuses* (Gauthier-Villars, Paris, 1890).
  - [36] W. Shibiao, S. K. Earl, L. Jiao, S. S. Kou, and Y. Xiao-Cong, Active sorting of orbital angular momentum states of light with a cascaded tunable resonator, *Light: Science and Applications* **9** (2020).
  - [37] H. Sasada and M. Okamoto, Transverse-mode beam splitter of a light beam and its application to quantum cryptography, *Physical Review A* **68**, 012323 (2003).

- [38] Q. Zhan, Cylindrical vector beams: from mathematical concepts to applications, *Advances in Optics and Photonics* **1**, 1 (2009).
- [39] S. Pancharatnam, Generalized theory of interference and its applications, *Proc. Indian Acad. Sci.* **44**, 247 (1956).
- [40] M. V. Berry, Quantal phase factors accompanying adiabatic changes, *Proceedings of the Royal Society of London. Series A, Mathematical and Physical Sciences* **392**, 45 (1984).
- [41] N. Mukunda and R. Simon, Quantum kinematic approach to the geometric phase. i. general formalism, *Annals of Physics* **228**, 205 (1993).
- [42] J. A. Jones, V. Vedral, A. Ekert, and G. Castagnoli, Geometric quantum computation using nuclear magnetic resonance, *Nature* **403**, 869 (2000).
- [43] L. M. Duan, J. I. Cirac, and P. Zoller, Geometric manipulation of trapped ions for quantum computation, *Science* **292**, 1965 (2001).
- [44] S. van Enk, Geometric phase, transformations of gaussian light beams and angular momentum transfer, *Optics Communications* **102**, 59 (1993).
- [45] E. J. Galvez, P. R. Crawford, H. I. Sztul, M. J. Pysher, P. J. Haglin, and R. E. Williams, Geometric phase associated with mode transformations of optical beams bearing orbital angular momentum, *Phys. Rev. Lett.* **90**, 203901 (2003).
- [46] B. Décamps, A. Gauguet, J. Vigué, and M. Büchner, Pancharatnam phase: A tool for atom optics, *Phys. Rev. A* **96**, 013624 (2017).
- [47] L. Djevahirdjian, G. Méjean, and D. Romanini, Gouy phase shift measurement in a high-finesse cavity by optical feedback frequency locking, *Measurement Science and Technology* **31**, 035013 (2020).
- [48] L. Aolita and S. Walborn, Quantum communication without alignment using multiple-qubit single-photon states, *Physical review letters* **98**, 100501 (2007).
- [49] C. Souza, C. Borges, A. Khoury, J. Huguenin, L. Aolita, and S. Walborn, Quantum key distribution without a shared reference frame, *Physical Review A* **77**, 032345 (2008).