

Exact zeros of fidelity in finite-size systems as a signature for probing quantum phase transitions

Yumeng Zeng,^{1,2} Bozhen Zhou,¹ and Shu Chen^{1,2,*}

¹*Beijing National Laboratory for Condensed Matter Physics,*

Institute of Physics, Chinese Academy of Sciences, Beijing 100190, China

²*School of Physical Sciences, University of Chinese Academy of Sciences, Beijing 100049, China*

(Dated: October 19, 2023)

The fidelity is widely used to detect quantum phase transition, which is characterized by either a sharp change of fidelity or the divergence of fidelity susceptibility in the thermodynamical limit when the phase-driving parameter is across the transition point. In this work, we unveil that the occurrence of exact zero of fidelity in finite-size systems can be applied to detect quantum phase transitions. In general, the fidelity $\mathcal{F}(\gamma, \tilde{\gamma})$ always approaches zero in the thermodynamical limit, due to the Anderson orthogonality catastrophe, no matter whether the parameters of two ground states (γ and $\tilde{\gamma}$) are in the same phase or different phases, and this makes it difficult to distinguish whether an exact zero of fidelity exists by finite-size analysis. To overcome the influence of orthogonality catastrophe, we study finite-size systems with twist boundary conditions, which can be introduced by applying a magnetic flux, and demonstrate that exact zero of fidelity can be always accessed by tuning the magnetic flux when γ and $\tilde{\gamma}$ belong to different phases. On the other hand, no exact zero of fidelity can be observed if γ and $\tilde{\gamma}$ are in the same phase. We demonstrate the applicability of our theoretical scheme by studying concrete examples, including the Su-Schrieffer-Heeger model, Creutz model and Haldane model. Our work provides a practicable way to detect quantum phase transition via the calculation of fidelity of finite-size systems.

I. INTRODUCTION

A quantum phase transition represents qualitative changes in the ground state properties of quantum systems induced by varying control parameters¹. These changes become nonanalytic around the phase transition point in the infinite-size limit and can be revealed by the response of physical quantities to changes in phase-driving parameters. The notion of fidelity between two pure ground states has become a well-established method of detection of quantum phase transitions^{2–5}. So far, fidelity and fidelity susceptibility have been applied to study phase transitions in various systems^{2–18}. Given γ is a phase-driving parameter of the system, the fidelity is defined as the module of the overlap of two ground states, i.e.,

$$\mathcal{F}(\gamma, \tilde{\gamma}) = |\langle \psi^0(\gamma) | \psi^0(\tilde{\gamma}) \rangle|, \quad (1)$$

where $|\psi^0(\gamma)\rangle$ is the ground state of the Hamiltonian $H(\gamma)$ and $\tilde{\gamma}$ is a parameter value different from γ . If two parameters are very close, i.e., $\delta = \tilde{\gamma} - \gamma$ is a small quantity, quantum phase transitions are associated with a drop in the fidelity when γ and $\tilde{\gamma}$ are in different phases. Hence the second derivative of the fidelity, called as fidelity susceptibility, is divergent at the quantum phase transition point in the thermodynamical limit.

The divergence of fidelity susceptibility at quantum phase transition point suggests that $\mathcal{F}(\gamma, \tilde{\gamma})$ may have a different property when γ and $\tilde{\gamma}$ are in different phase regions. Recent studies on dynamical quantum phase transitions^{19–28} have unveiled that the Loschmidt echo can have exact zero points at some critical times when the post-quench parameter and pre-quench parameter are in

different phase regions^{19–21,26–29}, whereas it may have no zero point if the post-quench parameter and pre-quench parameter are in the same phase region. Motivated by these progresses, one may ask whether $\mathcal{F}(\gamma, \tilde{\gamma})$ has (has no) exact zero points when γ and $\tilde{\gamma}$ are in different (the same) phase regions? Although the question seems very natural, it is hard to give a simple answer due to the existence of the Anderson orthogonality catastrophe (OC) in the thermodynamical limit. According to the OC, when the system size increases to infinity, even a slight perturbation leads to a many-body ground state having zero overlap with the slightly perturbed state³⁰. Therefore, \mathcal{F} approaches zero in the thermodynamical limit as long as $\tilde{\gamma}$ and γ are not equal, no matter whether $\tilde{\gamma}$ and γ are in the same or different phase regions.

In this work, we unveil that the fidelity exhibits different features for $\tilde{\gamma}$ and γ in the same and different phase regions by studying several typical two-band quantum systems, which display quantum phase transitions. Although the fidelity is found to decay exponentially with the increase of L and thus always approaches zero in the thermodynamical limit, we demonstrate that there exists at least one exact zero k_c -mode ($\mathcal{F}_{k_c} = 0$) for $\tilde{\gamma}$ and γ in different phases, whereas such a k_c -mode is absent for $\tilde{\gamma}$ and γ in the same phase. Usually, under the periodical boundary condition (PBC), the k_c -mode is only accessible in the thermodynamical limit, and therefore the exact zero of the fidelity does not exist in finite-size systems. Nevertheless, we can get the exact zero of the fidelity of a finite-size system by choosing a proper twist boundary condition, which can be realized by introducing a magnetic flux ϕ into the periodic system. By tuning ϕ , we can always access $\mathcal{F}(\gamma, \tilde{\gamma}) = 0$ when $\tilde{\gamma}$ and γ are in different phase regions. Therefore, under a proper twist bound-

any condition, the fidelity $\mathcal{F}(\gamma, \tilde{\gamma})$ of a finite-size system does not change continuously with $\tilde{\gamma}$ and a discontinuous change from nonzero to zero value occurs at the phase transition point. As a consequence, the discontinuity of the fidelity can be viewed as a signature for detecting quantum phase transition in finite-size systems.

In order to reduce the influence of the system size, it is convenient to introduce a decay rate function defined by

$$\alpha = -\frac{1}{L} \ln \mathcal{F}(\gamma, \tilde{\gamma}). \quad (2)$$

For a finite L , the exact zero of the fidelity means the divergence of α . Therefore, we can observe the divergence of α by tuning ϕ when $\tilde{\gamma}$ and γ are in different phase regions, whereas no divergence of α can be observed for the case with $\tilde{\gamma}$ and γ in the same phase region. This indicates that the emergence of singularity in the decay rate function of a finite-size system via the modulation of ϕ can be used to detect quantum phase transition.

II. MODELS, SCHEME AND RESULTS

Consider a general two-band system with the Hamiltonian in momentum space described by

$$\hat{h}_k(\gamma) = \sum_{\alpha=x,y,z} d_{\alpha,k}(\gamma) \hat{\sigma}_\alpha + d_{0,k}(\gamma) \hat{\mathbb{I}}, \quad (3)$$

where $\hat{h}_k(\gamma)$ is the Hamiltonian of k -mode with momentum k ; γ is a phase transition driving parameter; $\hat{\sigma}_\alpha$ ($\alpha = x, y, z$) are Pauli matrices; $d_{\alpha,k}(\gamma)$ and $d_{0,k}(\gamma)$ are the corresponding vector components of $\hat{h}_k(\gamma)$; and $\hat{\mathbb{I}}$ denotes the unit matrix. The fidelity of the system can be represented as

$$\mathcal{F}(\gamma, \tilde{\gamma}) = \prod_k \mathcal{F}_k = \prod_k |\langle \psi_k^0(\gamma) | \psi_k^0(\tilde{\gamma}) \rangle|, \quad (4)$$

where $|\psi_k^0(\gamma)\rangle$ and $|\psi_k^0(\tilde{\gamma})\rangle$ are the ground state of $\hat{h}_k(\gamma)$ and $\hat{h}_k(\tilde{\gamma})$, respectively. Then we have

$$\mathcal{F}_k = \sqrt{\frac{\sum_{\alpha} d_{\alpha,k}(\gamma) d_{\alpha,k}(\tilde{\gamma})}{2E_k \tilde{E}_k}} + \frac{1}{2}, \quad (5)$$

where $E_k = \sqrt{\sum_{\alpha} d_{\alpha,k}^2(\gamma)}$ and $\tilde{E}_k = \sqrt{\sum_{\alpha} d_{\alpha,k}^2(\tilde{\gamma})}$.

To ensure $\mathcal{F} = 0$, one needs at least one k -mode fulfilling $\mathcal{F}_k = 0$, which gives rise to the following four constraint relations

$$d_{x,k}(\gamma) d_{y,k}(\tilde{\gamma}) = d_{y,k}(\gamma) d_{x,k}(\tilde{\gamma}), \quad (6)$$

$$d_{x,k}(\gamma) d_{z,k}(\tilde{\gamma}) = d_{z,k}(\gamma) d_{x,k}(\tilde{\gamma}), \quad (7)$$

$$d_{y,k}(\gamma) d_{z,k}(\tilde{\gamma}) = d_{z,k}(\gamma) d_{y,k}(\tilde{\gamma}), \quad (8)$$

$$\sum_{\alpha} d_{\alpha,k}(\gamma) d_{\alpha,k}(\tilde{\gamma}) < 0. \quad (9)$$

The first three equations determine the value of k_c , and the last one determines the phase transition point γ_c . The four formulas should be satisfied simultaneously. It means that $\vec{d}_k(\gamma)$ and $\vec{d}_k(\tilde{\gamma})$ should be antiparallel on the bloch sphere. Note that here $\tilde{\gamma}$ and γ should be in two adjacent phases.

To make our discussion concrete, firstly we consider the Su-Schrieffer-Heeger (SSH) model as a showcase example and give the details of calculation. Then we generalize our study to the Creutz model and Haldane model.

A. SSH model

The SSH model³¹ is described by the Hamiltonian with the vector components given by

$$d_{x,k} = t_1 + t_2 \cos k, \quad (10)$$

$$d_{y,k} = -t_2 \sin k, \quad (11)$$

and $d_{z,k} = d_{0,k} = 0$. Here t_1 and t_2 denote the intracellular and intercellular hopping amplitudes, respectively. The SSH model possesses two topologically different phases for $t_2 > t_1$ and $t_2 < t_1$ with a phase transition point at $t_{2c}/t_1 = 1$ ³². Setting $\gamma = t_2/t_1$, the fidelity of the SSH model is

$$\mathcal{F}_k = \sqrt{\frac{1 + (\gamma + \tilde{\gamma}) \cos k + \gamma \tilde{\gamma}}{2\sqrt{(1 + 2\gamma \cos k + \gamma^2)(1 + 2\tilde{\gamma} \cos k + \tilde{\gamma}^2)}}} + \frac{1}{2}. \quad (12)$$

According to Eqs. (6)-(9), the constraint relations for the occurrence of exact zeros of \mathcal{F} are

$$\begin{cases} (\gamma + 1)(\tilde{\gamma} + 1) < 0, & k_c = 0; \\ (\gamma - 1)(\tilde{\gamma} - 1) < 0, & k_c = \pi. \end{cases} \quad (13)$$

For a finite-size system under the PBC, the momentum k takes discrete values $k = 2\pi m/L$ with $m = -L/2 + 1, -L/2 + 2, \dots, L/2$ if L is even or $m = -(L-1)/2, -(L-1)/2 + 1, \dots, (L-1)/2$ if L is odd. For the case of $\gamma > 0$ and $\tilde{\gamma} > 0$, if $\gamma < 1$, Eq.(13) is fulfilled only for $\tilde{\gamma} > 1$; if $\gamma > 1$, Eq.(13) is fulfilled only for $\tilde{\gamma} < 1$. It means that $\mathcal{F} = 0$ happens only when γ and $\tilde{\gamma}$ are in different topological phases which are separated by the phase transition point $\gamma_c = 1$ and the corresponding k -mode is $k_c = \pi$.

Now we consider the case with odd size L under PBC. The momentum k enforced by the PBC can take the value of $k = \pi(1 - 1/L)$, which approaches $k_c = \pi$ in the limit of $L \rightarrow \infty$. In Fig. 1(a), we display \mathcal{F} versus $\tilde{\gamma}$ by fixing $\gamma = 0.5$ for various L . It shows that \mathcal{F} is finite for small odd sizes and approaches zero with the increase of L for $\tilde{\gamma}$ and γ either in the same phase or different phases. In Fig. 1(b), we plot the image of α versus $1/L$. While α is constant for $\tilde{\gamma}$ and γ in the same phase, α versus $1/L$ can be well fitted by an oblique line with the slope $-\ln 2$ for $\tilde{\gamma}$ and γ in different phases.

In Fig. 2(a), we plot α versus $\tilde{\gamma}$ for the SSH model with fixed $\gamma = 0.5$ and different system sizes $L = 9, 19, 199$,

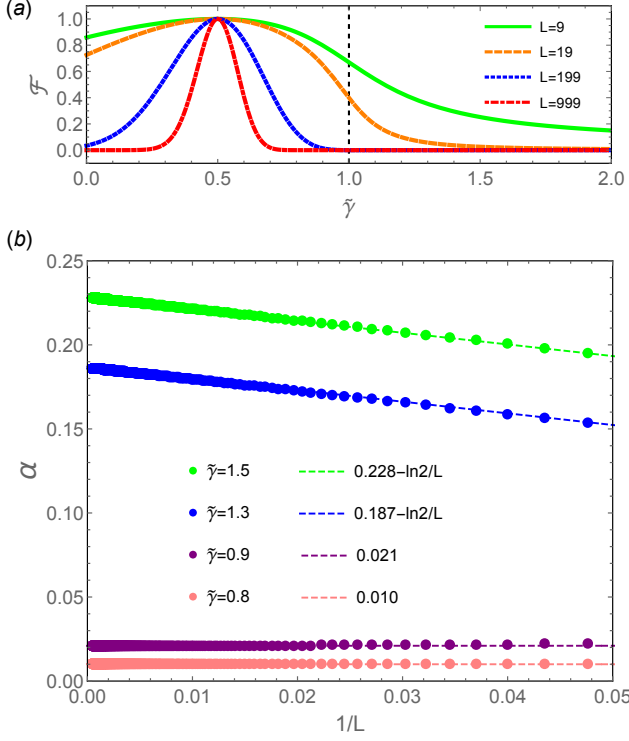


Figure 1. (a) The fidelity \mathcal{F} of the SSH model versus $\tilde{\gamma}$ for different system sizes $L = 9, 19, 199$, and 999 . The vertical dashed line guides the critical point $\tilde{\gamma}_c = 1$. (b) The image of α versus $1/L$. The pink, purple, blue and green dots denote results for $\tilde{\gamma} = 0.8, 0.9, 1.3$ and 1.5 , respectively. The dashed lines represent the corresponding fitting lines. Here we take $\gamma = 0.5$.

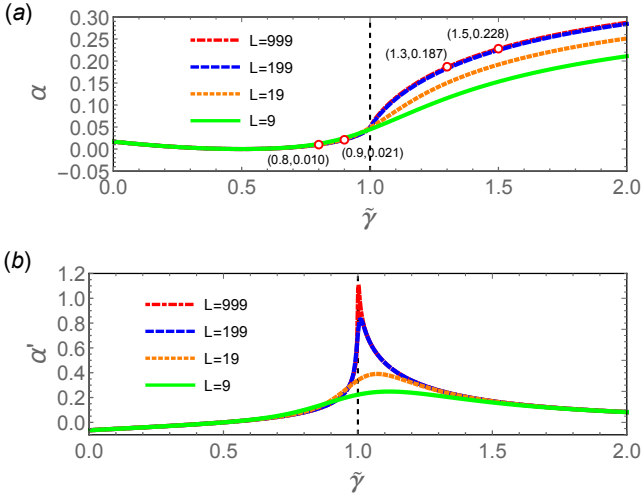


Figure 2. (a) The images of α versus $\tilde{\gamma}$ for the SSH model with different system sizes $L = 9, 19, 199$, and 999 . The four red circles denote values of α in the thermodynamical limit obtained from finite-size analysis for $\tilde{\gamma} = 0.8, 0.9, 1.3$, and 1.5 , respectively. (b) The images of the derivative of α versus $\tilde{\gamma}$ for the SSH model with different system sizes $L = 9, 19, 199$, and 999 . The vertical dashed line guides the critical point $\tilde{\gamma}_c = 1$. Here we take $\gamma = 0.5$.

and 999 . For $\tilde{\gamma}$ and γ in the same phase, α is almost the same for different sizes. For $\tilde{\gamma}$ and γ in different phases, the value of α goes up and tends to a fixed value with the increase of L , which is in accordance with the result of Fig. 1(b). Given $\gamma = 0.5$, for the case of $\tilde{\gamma} < 1$, $\mathcal{F} \rightarrow 0$ in the limit of $L \rightarrow \infty$ is purely caused by the OC. However, for the case of $\tilde{\gamma} > 1$, besides the OC, k_c can be approached in terms of $\min |k - k_c| \leq \pi/L$, thus $\mathcal{F}_{k_c} = 0$ is achievable in the thermodynamical limit of $L \rightarrow \infty$. In contrast, no k -mode fulfills $\mathcal{F}_k = 0$ for the case of $\tilde{\gamma} < 1$. The different scaling behaviors of the decay rate function α in the regions of $\tilde{\gamma} < 1$ and $\tilde{\gamma} > 1$ are due to the absence and presence of the k_c mode in these regions.

To explore the non-analytical behavior of $\alpha(\tilde{\gamma})$ at the critical point, we calculate the derivative of $\alpha(\tilde{\gamma})$ via

$$\alpha'(\tilde{\gamma}) = -\frac{1}{2L} \sum_k \left[\frac{E_k \tilde{E}'_k + \sum_{\alpha} d_{\alpha,k}(\gamma) d'_{\alpha,k}(\tilde{\gamma})}{E_k \tilde{E}_k + \sum_{\alpha} d_{\alpha,k}(\gamma) d_{\alpha,k}(\tilde{\gamma})} - \frac{\tilde{E}'_k}{\tilde{E}_k} \right]. \quad (14)$$

Here \tilde{E}'_k and $d'_{\alpha,k}(\tilde{\gamma})$ are derivatives of \tilde{E}_k and $d_{\alpha,k}(\tilde{\gamma})$, respectively. In Fig. 2(b), we plot α' versus $\tilde{\gamma}$ for the SSH model with different system sizes $L = 9, 19, 199$, and 999 . It shows that α' gradually diverges at the critical point $\gamma_c = 1$ in the thermodynamical limit.

Next we unveil that $\mathcal{F} = 0$ can be realized even in a finite-size system for $\tilde{\gamma}$ and γ in different phases if we introduce a magnetic flux ϕ into the system. The effect of the magnetic flux is equivalent to the introduction of a twist boundary condition in real space $c_{L+1}^{\dagger} = c_1^{\dagger} e^{i\phi}$ ($\phi \in (0, 2\pi)$). Under the twist boundary condition, the quantized momentum $k = \frac{2\pi m + \phi}{L}$ is shifted by a factor ϕ/L , where $m = -L/2 + 1, -L/2 + 2, \dots, L/2$ for an even L or $m = -(L-1)/2, -(L-1)/2 + 1, \dots, (L-1)/2$ for an odd L . Therefore, for an odd L we can always achieve k_c by tuning the flux ϕ to $\phi_c = \pi$. Let $\Delta = |\phi_c - \phi|$, we can get

$$\alpha = -\frac{1}{L} (\ln \mathcal{F}_{k^*} + \sum_{k \neq k^*} \ln \mathcal{F}_k), \quad (15)$$

where \mathcal{F}_{k^*} is the k^* -mode which is closest to k_c , i.e. $|k^* - k_c| = \Delta/L$. Let $\Delta \rightarrow 0$, we can get

$$\mathcal{F}_{k^*} \approx \frac{|\tilde{\gamma} - \gamma|}{2(\tilde{\gamma} - 1)(1 - \gamma)L} \Delta. \quad (16)$$

When $\Delta \rightarrow 0$, $\mathcal{F}_{k^*} \rightarrow 0$ and thus $\ln \mathcal{F}_{k^*}$ is divergent, i.e., when ϕ achieves ϕ_c , α becomes divergent.

In Fig. 3(a), we plot the fidelity \mathcal{F} of the SSH model versus $\tilde{\gamma}$ for different boundary conditions $\phi = 0, 0.9\pi$ and π with $\gamma = 0.5$ and $L = 9$. It is evident that \mathcal{F} immediately equals zero when $\tilde{\gamma}$ is across the critical point $\gamma_c = 1$ for $\phi = \pi$, while \mathcal{F} stays non-zero for other ϕ . The existence of exact zero of \mathcal{F} for a finite odd size system means that the ground state of one phase can be orthogonal to the ground state of the other phase by tuning

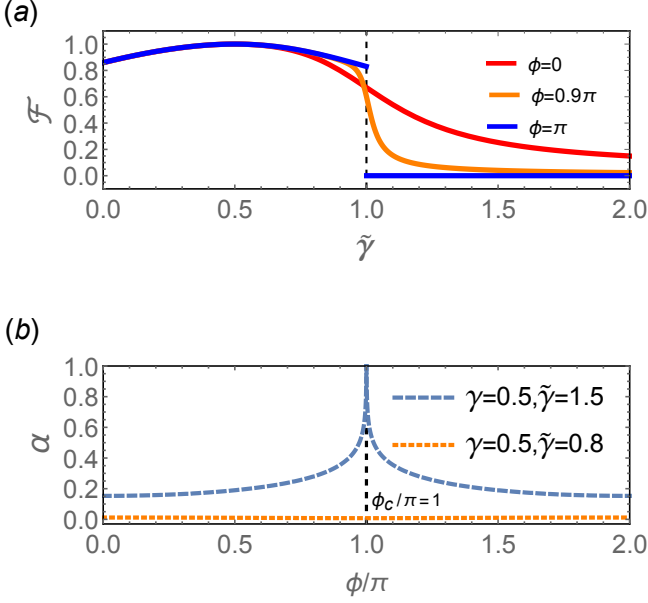


Figure 3. (a) The fidelity \mathcal{F} of the SSH model versus $\tilde{\gamma}$ under twist boundary conditions with flux parameter $\phi = 0, 0.9\pi$, and π . The vertical dashed line guides the critical point $\tilde{\gamma}_c = 1$. Here $\gamma = 0.5$. (b) The images of α versus ϕ/π . The dashed blue line corresponds to $\gamma = 0.5$ and $\tilde{\gamma} = 1.5$, while the dotted orange line corresponds to $\gamma = 0.5$ and $\tilde{\gamma} = 0.8$. The vertical dashed line guides the divergent point $\phi_c/\pi = 1$. Here we take $L = 9$.

the magnetic flux. At the same time, $\mathcal{F}_{k_c} = 0$ leads to the divergency of α for a finite L . For a given $\tilde{\gamma}$ and γ , tuning ϕ from 0 to π , from Fig. 3(b) we can see that if $\tilde{\gamma}$ and γ belong to the same phase, the value of α is always small for any value of ϕ , indicating the absence of exact zero of fidelity; if $\tilde{\gamma}$ and γ belong to different phases, α is divergent at $\phi_c/\pi = 1$, which gives a signal of quantum phase transition. As a consequence, we can judge whether a quantum phase transition exists by observing the change of α of a finite system as a function of $\tilde{\gamma}$ and ϕ .

B. Creutz model

Next we consider the Creutz model^{33,34} described by the Hamiltonian:

$$H = - \sum_{j=1}^L [J_h (e^{i\theta} c_{j+1}^{p\dagger} c_j^p + e^{-i\theta} c_{j+1}^{q\dagger} c_j^q) + J_d (c_{j+1}^{p\dagger} c_j^q + c_{j+1}^{q\dagger} c_j^p) + J_v c_j^{q\dagger} c_j^p + H.c.]. \quad (17)$$

The model describes the dynamics of a spinless electron moving in a ladder system with $c_j^{p(q)\dagger}$ and $c_j^{p(q)}$ denoting fermionic creation and annihilation operators on the j th

site of the lower (upper) chain. J_h , J_d and J_v are coupling strength for horizontal, diagonal and vertical bonds, respectively; and $\theta \in [-\pi/2, \pi/2]$ denotes the magnetic flux per plaquette induced by a magnetic field piercing the ladder. After a Fourier transformation, the vector components of the Hamiltonian in momentum space are given by

$$d_{x,k} = -2J_d \cos k - J_v, \quad (18)$$

$$d_{z,k} = -2J_h \sin k \sin \theta, \quad (19)$$

$$d_{0,k} = -2J_h \cos k \cos \theta, \quad (20)$$

and $d_{y,k} = 0$. For simplicity, we focus on the case of $J_h = J_d = J$ and $J_v/2J < 1$, and take $J = 1$ as the energy unit. It is known that the Creutz model has two distinct topologically nontrivial phases for $-\pi/2 \leq \theta < 0$ and $0 < \theta \leq \pi/2$ with a phase transition occurring at $\theta_c = 0$.

The fidelity of the Creutz model is given by

$$\mathcal{F} = \prod_k \sqrt{\frac{[\cos k + J_v/(2J)]^2 + \sin^2 k \sin \theta \sin \tilde{\theta}}{2\epsilon_k \tilde{\epsilon}_k}} + \frac{1}{2}, \quad (21)$$

where $\epsilon_k = \sqrt{[\cos k + J_v/(2J)]^2 + \sin^2 k \sin^2 \theta}$ and $\tilde{\epsilon}_k = \sqrt{[\cos k + J_v/(2J)]^2 + \sin^2 k \sin^2 \tilde{\theta}}$. We notice that the constraint relations for ensuring $\mathcal{F} = 0$ are

$$\sin \theta \sin \tilde{\theta} < 0, \quad k_{c,\pm} = \pm \arccos [-J_v/(2J)]. \quad (22)$$

If $\theta < 0$, Eq.(22) is fulfilled only for $\tilde{\theta} > 0$. On the other hand, if $\theta > 0$, Eq.(22) is fulfilled only for $\tilde{\theta} < 0$. It means that the exact zeros of the fidelity exist only when parameters $\tilde{\theta}$ and θ are across the underlying phase transition point and the corresponding k mode is $k_{c,\pm} = \pm \arccos [-J_v/(2J)]$.

It is clear that $k_{c,\pm}$ are usually not equal to the quantized momentum values $k = 2\pi m/L$ enforced by the PBC. This means that the exact zeros of \mathcal{F} of a finite-size system generally do not exist for arbitrary $\tilde{\theta}$ and θ . As shown in Fig. 4(a), the fidelity \mathcal{F} is not equal to zero for $L = 10$, but approaches zero with the increase of L as long as $\tilde{\theta} \neq \theta$. Figure 4(b) displays the images of α versus $\tilde{\theta}$ for the Creutz model with different system sizes $L = 10, 50, 500$ and 2000 . For $\tilde{\theta}$ and θ in the same phase, α is almost the same for different sizes. For $\tilde{\theta}$ and θ in different phases, since it has two k_c modes $\mathcal{F}_{k_{c,+}}$ and $\mathcal{F}_{k_{c,-}}$, the value of α changes and tends to a fixed value at a rate of $2 \ln 2/L$ as the system size increases. Figure 4(c) demonstrates that α' is divergent at the phase transition point $\theta_c = 0$ in the thermodynamical limit of $L \rightarrow \infty$.

For a finite-size system under PBC, $k_{c,\pm}$ is usually not achievable. Nonetheless, with the increase in the system size, $k_{c,\pm}$ can be approached in terms of $\min |k - k_{c,\pm}| \leq \pi/L$, and thus the exact zeros of \mathcal{F} can be achieved in the limit of $L \rightarrow \infty$. Since the quantized momenta k usually do not include $k_{c,\pm}$ under the PBC, we introduce

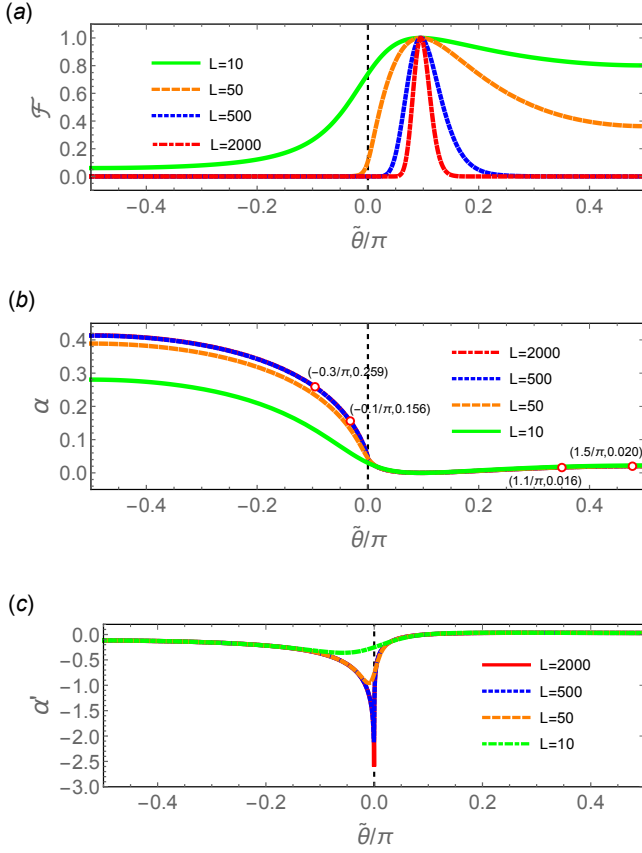


Figure 4. (a) The fidelity \mathcal{F} of the Creutz model versus $\tilde{\theta}$ for different system sizes $L = 10, 50, 500$, and 2000 . The vertical dashed line guides the critical point $\tilde{\theta}_c = 0$. (b) The images of α versus $\tilde{\theta}$ for the Creutz model with different system sizes $L = 10, 50, 500$, and 2000 . The four red circles denote value of α in the thermodynamical limit obtained from finite-size analysis for $\tilde{\theta} = -0.3, -0.1, 1.1$, and 1.5 , respectively. (c) The images of the derivative of α versus $\tilde{\theta}$ for the Creutz model with different system sizes $L = 10, 50, 500$, and 2000 . The vertical dashed line guides the critical point $\tilde{\theta}_c = 0$. Here we take $\theta = 0.3$ and $J_v/(2J) = 0.6$.

the twist boundary condition here. For a system with a given finite size L , we can always achieve $k_{c,+}$ or $k_{c,-}$ by using the twist boundary condition with

$$\phi_{c,+} = \text{mod}[Lk_{c,+}, 2\pi] \text{ or } \phi_{c,-} = \text{mod}[Lk_{c,-}, 2\pi]. \quad (23)$$

For $J_v/(2J) = 0.6$ and $L = 10$, it is easy to get $k_{c,\pm} = \pm 0.705\pi$, $\phi_{c,+} \approx 1.048\pi$ and $\phi_{c,-} \approx 0.952\pi$ from Eqs. (22) and (23).

Let $\Delta = |\phi - \phi_{c,\pm}|$, we can get

$$\alpha = -\frac{1}{L}(\ln \mathcal{F}_{k^*} + \sum_{k \neq k^*} \ln \mathcal{F}_k), \quad (24)$$

where \mathcal{F}_{k^*} comes from the contribution of the k^* -mode which is closest to $k_{c,\pm}$, i.e. $|k^* - k_{c,\pm}| = \Delta/L$. Let

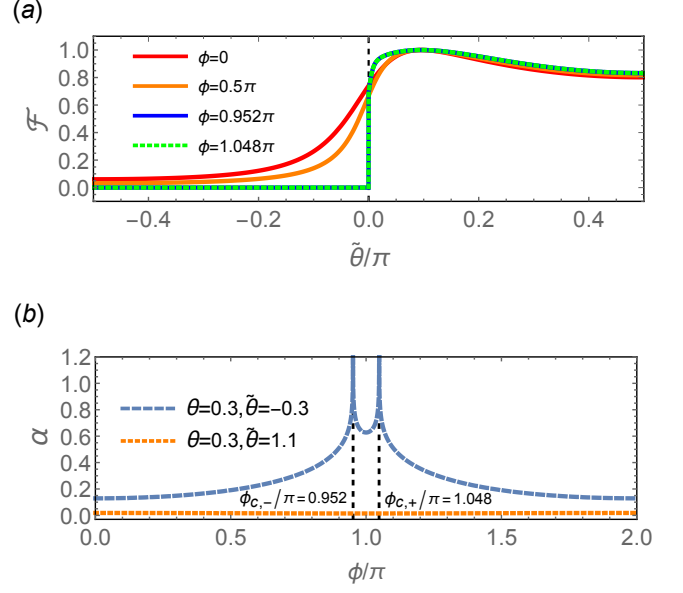


Figure 5. (a) The fidelity \mathcal{F} of the Creutz model versus $\tilde{\theta}$ under twist boundary conditions with $\phi = 0, 0.5\pi, 0.952\pi$ and 1.048π . The vertical dashed line guides the critical point $\tilde{\theta}_c = 0$. Here $\theta = 0.3$. (b) The images of α versus ϕ/π . The dashed blue line corresponds to $\theta = 0.3$ and $\tilde{\theta} = -0.3$, while the dotted orange line corresponds to $\theta = 0.3$ and $\tilde{\theta} = 1.1$. The vertical dashed lines guides the divergent points $\phi_{c,-}/\pi \approx 0.952$ and $\phi_{c,+}/\pi \approx 1.048$. Here we take $J_v/(2J) = 0.6$ and $L = 10$.

$\Delta \rightarrow 0$, we can get

$$\mathcal{F}_{k^*} \approx -\frac{|\sin \theta - \sin \tilde{\theta}|}{2 \sin \theta \sin \tilde{\theta} L} \Delta, \quad (25)$$

It means when $\Delta \rightarrow 0$, i.e. $\phi \rightarrow \phi_c$, $\mathcal{F}_{k^*} \propto \Delta_{1/2}^2$. When ϕ reaches $\phi_{c,\pm}$, we can get a k^* -mode which satisfies $k^* = k_{c,\pm}$ and $\mathcal{F}_{k^*} = 0$, thus α becomes divergent.

In Fig. 5(a), we show the fidelity \mathcal{F} of the Creutz model versus $\tilde{\theta}$ for different boundary conditions $\phi = 0, 0.5\pi, 0.952\pi$ and 1.048π with $\theta = 0.3$, $J_v/(2J) = 0.6$, and $L = 10$. It demonstrates that \mathcal{F} becomes 0 for $\tilde{\theta} < 0$ when ϕ is tuned to the critical value $\phi_{c,-} \approx 0.952\pi$ and $\phi_{c,+} \approx 1.048\pi$. For a pair of given $\tilde{\theta}$ and θ , Fig. 5(b) exhibits that if $\tilde{\theta}$ and θ belong to the same phase, α barely changes with ϕ , which means the absence of QPT; if $\tilde{\theta}$ and θ belong to different phases, α diverges at $\phi_{c,-} \approx 0.952\pi$ and $\phi_{c,+} \approx 1.048\pi$, indicating the occurrence of QPT.

C. Haldane model

The Haldane model is schematically depicted in Fig. 6(a). The red and blue points denote A and B sublattice sites, respectively. The displacements are $\hat{a}_1 = (0, 1)$, $\hat{a}_2 = (-\frac{\sqrt{3}}{2}, -\frac{1}{2})$, $\hat{a}_3 = (\frac{\sqrt{3}}{2}, -\frac{1}{2})$, $\hat{b}_1 = (\sqrt{3}, 0)$,

$\hat{b}_2 = (-\frac{\sqrt{3}}{2}, \frac{3}{2})$, and $\hat{b}_3 = (-\frac{\sqrt{3}}{2}, -\frac{3}{2})$. Taking the periodic boundary condition along the x -axis and y -axis and using the Fourier transformation, the Hamiltonian of the Haldane model in the momentum space is given by³⁵

$$\begin{aligned} \hat{h}_{\mathbf{k}} = & 2t_2 \cos \theta \sum_i \cos(\mathbf{k} \cdot \hat{b}_i) I \\ & + t_1 \sum_i \cos(\mathbf{k} \cdot \hat{a}_i) \sigma_x + t_1 \sum_i \sin(\mathbf{k} \cdot \hat{a}_i) \sigma_y \\ & + [M - 2t_2 \sin \theta \sum_i \sin(\mathbf{k} \cdot \hat{b}_i)] \sigma_z, \end{aligned} \quad (26)$$

where $i = 1, 2, 3$, $\mathbf{k} = (k_x, k_y)$ with $k_x = \frac{2\pi m_x}{\sqrt{3}L_x}$ ($m_x = 1, 2, \dots, L_x$) and $k_y = \frac{4\pi m_y}{3L_y}$ ($m_y = 1, 2, \dots, L_y$), $M(-M)$ is the on-site potential on $A(B)$ sublattice sites, t_1 and t_2 are amplitudes of nearest-neighbor hopping and next-nearest-neighbor hopping, respectively. It is easy to get

$$d_{x,\mathbf{k}} = t_1 \left(\cos k_y + 2 \cos \frac{\sqrt{3}k_x}{2} \cos \frac{k_y}{2} \right), \quad (27)$$

$$d_{y,\mathbf{k}} = t_1 \left(\sin k_y - 2 \cos \frac{\sqrt{3}k_x}{2} \sin \frac{k_y}{2} \right), \quad (28)$$

$$d_{z,\mathbf{k}} = M - 2t_2 \sin \theta \left(\sin \sqrt{3}k_x - 2 \sin \frac{\sqrt{3}k_x}{2} \cos \frac{3k_y}{2} \right). \quad (29)$$

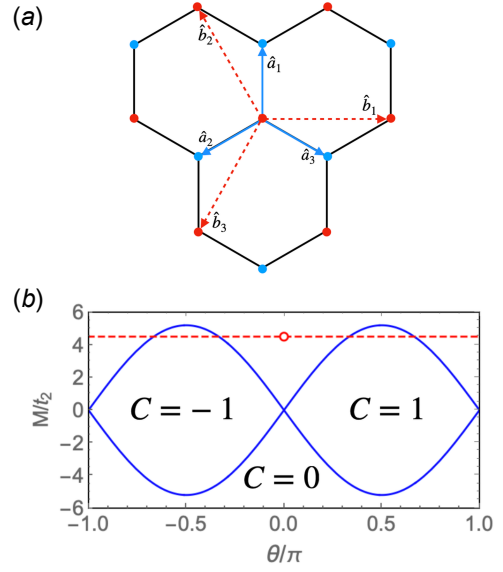


Figure 6. (a) A scheme for the Haldane model. (b) The phase diagram of the Haldane model. The blue solid lines represent the critical lines. The red dashed line represents parameters at $M/t_2 = 4.5$. The red circle denotes the point $(\theta/\pi, M/t_2) = (0, 4.5)$. Here we take $t_1 = 1$.

Fig. 6(b) shows the phase diagram of the Haldane model. The critical lines of the Haldane model are described by $M/t_2 = \pm 3\sqrt{3} \sin \theta$, which separate topologically different phases characterized by the Chern number with $C = 0$ or $C = \pm 1$ ³⁵. The corresponding constraint relations for the occurrence of zeros of fidelity are

$$\begin{cases} (M/t_2 + 3\sqrt{3} \sin \theta)(M/t_2 + 3\sqrt{3} \sin \tilde{\theta}) < 0, & k_{xc} = \frac{4\pi}{3\sqrt{3}}, k_{yc} = \frac{4\pi}{3}; \\ (M/t_2 - 3\sqrt{3} \sin \theta)(M/t_2 - 3\sqrt{3} \sin \tilde{\theta}) < 0, & k_{xc} = \frac{2\pi}{3\sqrt{3}}, k_{yc} = \frac{2\pi}{3}. \end{cases} \quad (30)$$

According to the above constraint relation, if we choose $\theta = 0$, $t_1 = 1$, $M/t_2 = 4.5$, zeros of fidelity can be accessible in the thermodynamic limit for $\tilde{\theta} \in (-2\pi/3, -\pi/3) \cup (\pi/3, 2\pi/3)$, which is in accordance with the red dashed line in Fig. 6(b). Next we consider the finite-size system. For $\tilde{\theta} \in (-2\pi/3, -\pi/3)$, $k_{yc} = \frac{4\pi}{3}$ is always accessible. For $\tilde{\theta} \in (\pi/3, 2\pi/3)$, $k_{yc} = \frac{2\pi}{3}$ is accessible for even L_y , while a twist boundary condition along the y -direction is needed such that $k_y = \frac{2(2\pi m_y + \phi_{yc})}{3L_y}$ with $\phi_{yc} = \pi$ can give rise to $k_{yc} = \frac{2\pi}{3}$ for odd L_y . For simplicity, we choose $L_y = 2n$ (even), so that k_{yc} is accessible with no need of the introduction of twist boundary condition along the y -direction.

By applying a twist boundary condition along the x -direction, we demonstrate that exact zeros of \mathcal{F} can be accessible by tuning the twist flux ϕ_x when $\tilde{\theta} \in (-2\pi/3, -\pi/3) \cup (\pi/3, 2\pi/3)$. In Fig. 7(a), we show the

images of the fidelity \mathcal{F} of the Haldane model versus $\tilde{\theta}$ for systems with different twist flux, where $\theta = 0$, $t_1 = 1$, $M/t_2 = 4.5$, $L_x = 4$, and $L_y = 4$. It is shown that \mathcal{F} drops to zero abruptly at the points $\tilde{\theta} = -2\pi/3$ and $\tilde{\theta} = -\pi/3$ for $\phi_x = 4\pi/3$ and at the points $\tilde{\theta} = \pi/3$ and $\tilde{\theta} = 2\pi/3$ for $\phi_x = 2\pi/3$, while the fidelity for other ϕ_x is analytic everywhere. Under the twist boundary condition, the momentum k_x is shifted and we have $\mathbf{k} = (k_x = \frac{2\pi m_x + \phi_x}{\sqrt{3}L_x}, k_y = \frac{4\pi m_y}{3L_y})$. For $\tilde{\theta} \in (\pi/3, 2\pi/3)$, the \mathbf{k}_c mode can be accessed by tuning the twist flux to $\phi_{xc,1} = 2\pi/3$, whereas for $\tilde{\theta} \in (-2\pi/3, -\pi/3)$, the \mathbf{k}_c mode can be accessed by tuning the twist flux to $\phi_{xc,2} = 4\pi/3$. Actually, for all cases of $L_x = 3n + 1$ with n being a positive integer, we have $\phi_{xc,1} = 2\pi/3$ for $\tilde{\theta} \in (\pi/3, 2\pi/3)$ and $\phi_{xc,2} = 4\pi/3$ for $\tilde{\theta} \in (-2\pi/3, -\pi/3)$. For cases with $L_x = 3n$, we have $\phi_{xc} = 0$. For cases with $L_x = 3n + 2$, we have $\phi_{xc,1} = 4\pi/3$ for $\tilde{\theta} \in (\pi/3, 2\pi/3)$

and $\phi_{xc,2} = 2\pi/3$ for $\tilde{\theta} \in (-2\pi/3, -\pi/3)$. To see it clearly, we show the case of $L_x = 6$ and $L_x = 8$ in Fig. 7(b) and 7(c), respectively. Although the value of ϕ_{xc} may depend on the size of the system, it is clear that the exact zero of fidelity can be always accessed by continuously tuning the twist flux ϕ_x as long as $\tilde{\theta}$ and θ are in different phase regions.

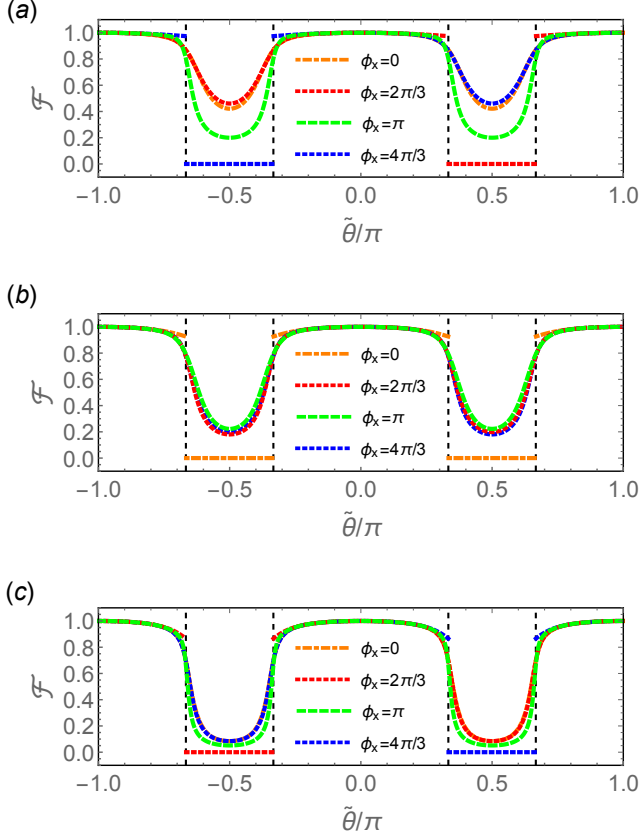


Figure 7. The fidelity \mathcal{F} of the Haldane model versus $\tilde{\theta}/\pi$ under twist boundary conditions with various ϕ . Here $\theta = 0$. The vertical dashed lines guides the critical point $\tilde{\theta}_c/\pi = \pm 1/3, \pm 2/3$. (a) $L_x = 4$, $L_y = 4$. (b) $L_x = 6$, $L_y = 4$. (c) $L_x = 8$, $L_y = 4$. Here we take $t_1 = 1$, $M/t_2 = 4.5$.

D. Interacting SSH model

To exhibit the applicability of our theoretical scheme, here we study one more example by taking into account interaction. We shall explore the fidelity of the SSH model with interaction. The Hamiltonian of the interacting SSH model is

$$H = \sum_{j=1}^L (c_{j,A}^\dagger c_{j,B} + \gamma c_{j,B}^\dagger c_{j+1,A} + H.c.) + U \sum_j (n_{j,A} n_{j,B} + n_{j,B} n_{j+1,A}), \quad (31)$$

where U is the the magnitude of the interaction strength between fermions on nearest-neighboring sites, $c_{j,A/B}^\dagger$ and $c_{j,A/B}$ are fermionic creation and annihilation operators of the A/B sublattice on the j -th site, respectively, and $n_{j,A/B} = c_{j,A/B}^\dagger c_{j,A/B}$. Here we only consider the half-filling case. Ref.³⁶ has analyzed topological phase transitions in the interacting SSH model. For large U , the system is in a density-wave phase, whereas for small U , there is still a phase transition through varying the parameter γ . We have obtained the approximate value of the phase transition point $\gamma_c \approx 1.038$ for $U = 0.1$ through the finite-size-scaling analysis of the fidelity. The numerical result suggests that the transition point is close to $\gamma = 1$.

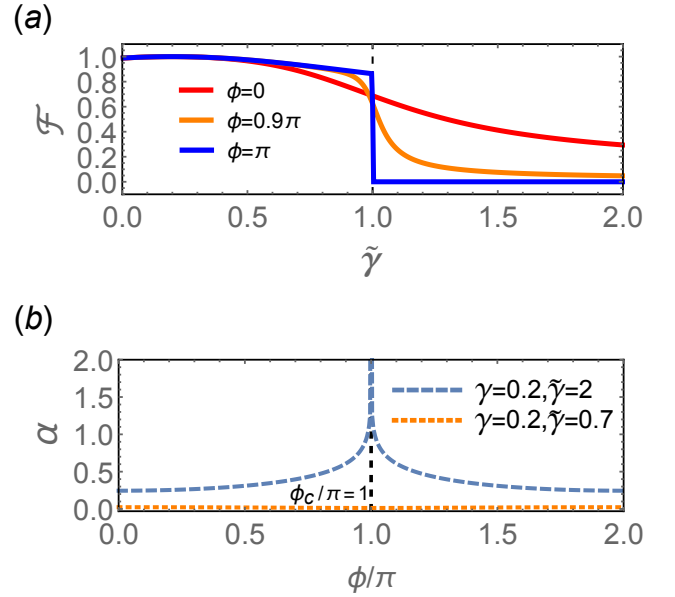


Figure 8. (a) The fidelity \mathcal{F} of the SSH model versus $\tilde{\gamma}$ under twist boundary conditions with $\phi = 0, 0.9\pi$, and π . The vertical dashed line guides the critical point $\tilde{\gamma}_c = 1$. Here $\gamma = 0.2$. (b) The images of α versus ϕ/π . The dashed blue line corresponds to $\gamma = 0.2$ and $\tilde{\gamma} = 2$, while the dotted orange line corresponds to $\gamma = 0.2$ and $\tilde{\gamma} = 0.7$. The vertical dashed line guides the divergent point $\phi_c/\pi = 1$. Here we take $L = 5$, $U = 0.1$.

We numerically calculate the fidelity $F(\gamma, \tilde{\gamma})$ versus $\tilde{\gamma}$ via exact diagonalization of a system with $L = 5$ by fixing $\gamma = 0.2$ for $U = 0.1$ under the twist boundary condition with various flux ϕ . Our numerical results are displayed in Fig. 8. In Fig. 8(a), for $\gamma = 0.2$, we find that the fidelity abruptly drops to zero at $\tilde{\gamma} = 1$ only under the antiperiodic boundary condition ($\phi = \pi$), suggesting that the phase transition point is given by $\gamma_c = 1$ for $U = 0.1$. In contrast, no sharp drop occurs and no exact zero of fidelity can be obtained for other ϕ . In Fig. 8(b), the images of α demonstrate that $\phi_c = \pi$ when $\tilde{\gamma}$ and γ belong to different phases. Our numerical results indicate that exact zero of fidelity obtained via the tuning of ϕ can

provide a clear signature of quantum phase transition even by studying a small size system of interacting SSH model.

III. SUMMARY

In summary, we proposed a theoretical scheme for detecting quantum phase transition by seeking exact zero of fidelity of finite-size systems with twist boundary conditions. By considering the SSH model, the Creutz model and Haldane model as concrete examples, we demonstrated that exact zero of fidelity of finite-size systems can be always accessed for $\tilde{\gamma}$ and γ in different phases under a proper twist boundary condition, whereas no exact zero exists for $\tilde{\gamma}$ and γ in the same phase. Consequently, we can observe a discontinued behavior of fidelity at the phase transition point by tuning the twist flux parameter

ϕ . Changing ϕ continuously, we unveiled that the decay rate function α of the fidelity is divergent at a critical magnetic flux ϕ_c for $\tilde{\gamma}$ and γ in different phases, while α is smooth everywhere for $\tilde{\gamma}$ and γ in the same phase. We also exhibited the applicability of our theoretical scheme to the interacting SSH model. Our work provides an efficient way for detecting quantum phase transition by studying even a small-size system.

ACKNOWLEDGMENTS

The work is supported by National Key Research and Development Program of China (Grant No. 2021YFA1402104), the NSFC under Grants No.12174436 and No.T2121001 and the Strategic Priority Research Program of Chinese Academy of Sciences under Grant No. XDB33000000.

-
- * Corresponding author: schen@iphy.ac.cn
- ¹ S. Sachdev, Quantum Phase Transitions (Cambridge University Press, Cambridge, 1999).
 - ² P. Zanardi and N. Paunković, Ground state overlap and quantum phase transitions, Phys. Rev. E **74**, 031123 (2006).
 - ³ W. L. You, Y. W. Li, and S. J. Gu, Fidelity, dynamic structure factor, and susceptibility in critical phenomena, Phys. Rev. E **76**, 022101 (2007).
 - ⁴ L. Campos Venuti and P. Zanardi, Quantum Critical Scaling of the Geometric Tensors, Phys. Rev. Lett. **99**, 095701 (2007).
 - ⁵ P. Zanardi, P. Giorda, and M. Cozzini, Information-Theoretic Differential Geometry of Quantum Phase Transitions, Phys. Rev. Lett. **99**, 100603 (2007).
 - ⁶ H. T. Quan, Z. Song, X. F. Liu, P. Zanardi, and C. P. Sun, Decay of Loschmidt Echo Enhanced by Quantum Criticality, Phys. Rev. Lett. **96**, 140604 (2006).
 - ⁷ S. Chen, L. Wang, Y. Hao, and Y. Wang, Intrinsic relation between ground-state fidelity and the characterization of a quantum phase transition, Phys. Rev. A **77**, 032111 (2008).
 - ⁸ H.-Q. Zhou, J.-H. Zhao, and B. Li, Fidelity approach to quantum phase transitions: Finite-size scaling for the quantum Ising model in a transverse field, J. Phys. A **41**, 492002 (2008).
 - ⁹ P. Buonsante and A. Vezzani, Ground-State Fidelity and Bipartite Entanglement in the Bose-Hubbard Model, Phys. Rev. Lett. **98**, 110601 (2007).
 - ¹⁰ M.-F. Yang, Ground-state fidelity in one-dimensional gapless models, Phys. Rev. B **76**, 180403(R) (2007).
 - ¹¹ S. Chen, L. Wang, S. J. Gu, and Y. Wang, Fidelity and quantum phase transition for the Heisenberg chain with next-nearest-neighbor interaction, Phys. Rev. E **76**, 061108 (2007).
 - ¹² S. J. Gu, H.-M. Kwok, W.-Q. Ning, and H.-Q. Lin, Fidelity susceptibility, scaling, and universality in quantum critical phenomena, Phys. Rev. B **77**, 245109 (2008).
 - ¹³ M. M. Rams and B. Damski, Quantum Fidelity in the Thermodynamic Limit, Phys. Rev. Lett. **106**, 055701 (2011).
 - ¹⁴ V. Mukherjee, A. Polkovnikov, and A. Dutta, Oscillating fidelity susceptibility near a quantum multicritical point, Phys. Rev. B **83**, 075118 (2011).
 - ¹⁵ G. Sun, A. K. Kolezhuk, and T. Vekua, Fidelity at Berezinskii-Kosterlitz-Thouless quantum phase transitions, Phys. Rev. B **91**, 014418 (2015).
 - ¹⁶ E. J. König, A. Levchenko, and N. Sedlmayr, Universal fidelity near quantum and topological phase transitions in finite one-dimensional systems, Phys. Rev. B **93**, 235160 (2016).
 - ¹⁷ Q. Luo, J. Zhao, and X. Wang, Fidelity susceptibility of the anisotropic XY model: The exact solution, Phys. Rev. E **98**, 022106 (2018).
 - ¹⁸ G. Sun, B.-B. Wei, and S.-P. Kou, Fidelity as a probe for a deconfined quantum critical point, Phys. Rev. B **100**, 064427 (2019).
 - ¹⁹ M. Heyl, A. Polkovnikov, and S. Kehrein, Dynamical Quantum Phase Transitions in the Transverse-Field Ising Model, Phys. Rev. Lett. **110**, 135704 (2013).
 - ²⁰ S. Vajna and B. Dóra, Topological classification of dynamical phase transitions, Phys. Rev. B **91**, 155127 (2015).
 - ²¹ J. C. Budich and M. Heyl, Dynamical topological order parameters far from equilibrium, Phys. Rev. B **93**, 085416 (2016).
 - ²² C. Karrasch and D. Schuricht, Dynamical phase transitions after quenches in nonintegrable models, Phys. Rev. B **87**, 195104 (2013).
 - ²³ M. Heyl, Scaling and Universality at Dynamical Quantum Phase Transitions, Phys. Rev. Lett. **115**, 140602 (2015).
 - ²⁴ C. Yang, L. Li and S. Chen, Dynamical topological invariant after a quantum quench, Phys. Rev. B **97**, 060304(R) (2018).
 - ²⁵ M. Heyl, Dynamical quantum phase transitions: a review, Rep. Prog. Phys. **81**, 054001 (2018).
 - ²⁶ D. Liska and V. Gritsev, The Loschmidt Index, SciPost Phys. **10**, 100 (2021).
 - ²⁷ B. Zhou, Y. Zeng, and S. Chen, Exact zeros of the Loschmidt echo and quantum speed limit time for the dy-

- namical quantum phase transition in finite-size systems, Phys. Rev. B **104**, 094311 (2021).
- ²⁸ Y. Zeng, B. Zhou, and S. Chen, Dynamical singularity of the rate function for quench dynamics in finite-size quantum systems, Phys. Rev. B **107**, 134302 (2023).
- ²⁹ Z.-R. Zhu, B. Shao, J. Zou, and L.-A. Wu, Orthogonality catastrophe and quantum speed limit for dynamical quantum phase transition, arXiv:2308.04686.
- ³⁰ P. W. Anderson, Infrared Catastrophe in Fermi Gases with Local Scattering Potentials, Phys. Rev. Lett. **18**, 1049 (1967).
- ³¹ W. P. Su, J. R. Schrieffer, and A. J. Heeger, Solitons in Polyacetylene, Phys. Rev. Lett. **42**, 1698 (1979).
- ³² L. Li, Z. Xu, and S. Chen, Topological phases of generalized Su-Schrieffer-Heeger models, Phys. Rev. B **89**, 085111 (2014).
- ³³ M. Creutz, End States, Ladder Compounds, and Domain-Wall Fermions, Phys. Rev. Lett. **83**, 2636 (1999).
- ³⁴ R. Jafari, H. Johannesson, A. Langari, and M. A. Martin-Delgado, Quench dynamics and zero-energy modes: The case of the Creutz model, Phys. Rev. B **99**, 054302 (2019).
- ³⁵ F. D. M. Haldane, Model for a Quantum Hall Effect without Landau Levels: Condensed-Matter Realization of the "Parity Anomaly", Phys. Rev. Lett. **61**, 2015 (1988).
- ³⁶ H.-K. Tang, M. A. Marashli, and W. C. Yu, Unveiling quantum phase transitions by fidelity mapping, Phys. Rev. B **104**, 075142 (2021).