

Charge equilibration of Laser-accelerated Carbon Ions in Foam Target

Bubo Ma,^{1,*} Jieru Ren,^{1,*} Lirong Liu,¹ Wenqing Wei,¹ Benzheng Chen,¹ Shizheng Zhang,¹ Hao Xu,¹ Zhongmin Hu,¹ Fangfang Li,¹ Xing Wang,¹ Shuai Yin,¹ Jianhua Feng,¹ Xianming Zhou,¹ Yifang Gao,¹ Yuan Li,¹ Xiaohua Shi,¹ Jianxing Li,¹ Xueguang Ren,¹ Zhongfeng Xu,¹ Zhigang Deng,² Wei Qi,² Shaoyi Wang,² Quanping Fan,² Bo Cui,² Weiwu Wang,² Zongqiang Yuan,² Jian Teng,² Yuchi Wu,² Zhurong Cao,² Zongqing Zhao,² Yuqiu Gu,² Leifeng Cao,³ Shaoping Zhu,^{2,4,5} Rui Cheng,⁶ Yu Lei,⁶ Zhao Wang,⁶ Zexian Zhou,⁶ Guoqing Xiao,⁶ Hongwei Zhao,⁶ Dieter H.H. Hoffmann,¹ Weimin Zhou,^{2,†} and Yongtao Zhao^{1,‡}

¹*MOE Key Laboratory for Nonequilibrium Synthesis and Modulation of Condensed Matter, School of Science, Xi'an Jiaotong University, Xi'an 710049, China*

²*Science and Technology on Plasma Physics Laboratory, Laser Fusion Research Center, China Academy of Engineering Physics, Mianyang 621900, China*

³*Advanced Materials Testing Technology Research Center, Shenzhen University of Technology, Shenzhen, 518118, China*

⁴*Institute of Applied Physics and Computational Mathematics, Beijing 100094, China*

⁵*Graduate School, China Academy of Engineering Physics, Beijing 100088, China*

⁶*Institute of Modern Physics, Chinese Academy of Sciences, Lanzhou 710049, China*

(Dated: October 3, 2023)

The charge equilibration of laser-accelerated carbon ion beams in 2 mg/cm³ foam target was investigated experimentally. The ions were generated through target normal sheath acceleration mechanism in laser-foil interaction scheme. This allows to get the equilibrium charge state in wide energy range near Bragg peak within a single shot. By using foam, the charge equilibration measurement in density regime between gas and solid state was firstly reached out experimentally. It was found that the theoretical predictions with tabulated cross section data for gas target greatly underestimated the charge states. The experimental data are in close agreement with both semi-empirical formula as well as rate equation predictions based on ion-solid interactions. The important role of target density effects that increase the ionization probability and decrease the electron capture probability through frequent multi-collisions in foam are demonstrated. The double electron processes are shown to have little influence on the average charge states. The findings are essential for high energy density physics research where the foams are widely used, and have impacts on a broad range of applications in medical, biological and material fields. The method also provides a new approach to investigate the interaction mechanism of swift heavy ions in matter by taking advantage of the laser-accelerated short-pulse wide-energy range ions.

Since the invention of aerogel by S.S. Kistler in 1931 from Sodiumsilicat [1], a tremendous development of material between gas and solid has taken place [2]. Today aerogel, jelly or foam targets are available. More than 99 percent of these materials are void, thus it is a highly porous material. Many applications are known e.g. storage of gases, as filter material, Cherenkov detector, or insulation, just to name a few. Especially, foam target was popularly used for enhanced charged particle generation and acceleration due to the high energy coupling efficiency with laser pulse [3]. It was also successfully applied in recent experiment investigating the ion-matter interactions [4]. Besides, the porous structure makes the charged particle transportation process more complex due to collective effects [5]. Therefore, it is important to investigate the details of beam target interaction with this material.

The charge exchange processes in interaction of ions with matter are the important subfield of atomic physics. They involve complex dynamic processes of collisional ionization and capture of electrons and influence the ion charge state distribution [6, 7], the energy loss of ions or in another word the stopping power of the material

[8–14]. By this, the charge exchange processes are significant in the applications of swift heavy ions in material science, fusion energy as well as medical and biological fields. These processes also play important roles in heavy ion accelerator facilities, where gaseous or solid targets are used to generate highly charged ions to improve the acceleration efficiency of ion beams [15–19]. A very well-known example is the stripper target at GSI which was placed between the Alvarez- and Wideröe section at 1.4 MeV/u [20].

In matter, the charge state stabilizes at an equilibrium value after a short distance, and from then starts to decrease with decreasing velocity of the ion. For solid state and gaseous targets [6, 21–26], a vast number of experimental data exist that constitutes a solid basis for theoretical models. The charge state evolution is well understood in principle and depends on the dynamic equilibrium of electron capture and ionization rates. It was demonstrated that, in comparison with gasous target, the ions passing through solid target at similar line density show a markedly higher average charge state [20]. This is known as the density effects caused by the high collision frequency that quenches the lifetime of excited states in

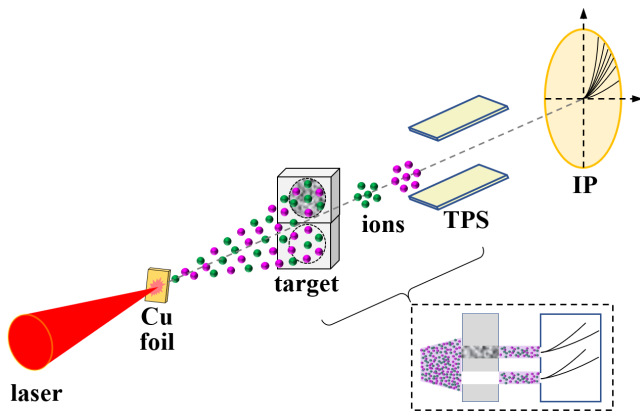


FIG. 1. Experimental set-up. A picosecond laser is focused onto a copper foil, generating an intense short-pulse of ions through TNSA mechanism. The energy spectra of carbon ions passing through the foam target and empty hole were measured with a dual-channel TPS coupled to the Fuji BAS-TR-type image plate (IP).

solid targets as compared to gas targets [27, 28]. However, for the matter with density between gas and solid, very few data exist to pin down the charge state evolution behavior, especially in the energy range near Bragg peak.

Here in this work, we performed the carbon ion charge equilibration measurement employing a tri-cellulose-acetate (TCA, $C_9H_{16}O_8$) foam with density of 2 mg/cm^3 , which is about thousands of solid density. By using laser-accelerated carbon ions, the equilibrated charge states in wide-energy range of 5-12 MeV are obtained. The average equilibrium charge states were compared with various theoretical predictions. The importance of target density effects in this foam target are demonstrated.

The experiment was carried out at the XG III laser facility of Laser Fusion Research Center in Mianyang, China. The schematic set-up of the experiment is shown in Fig. 1. A $10 \text{ }\mu\text{m}$ copper foil was irradiated by a p-polarized laser pulse of 1053 nm central wavelength, 130 J energy, $10 \text{ }\mu\text{m}$ focal spot and 843 ps duration at an incident angle of 10° to generate short-pulse intense ion beam through the target normal sheath acceleration (TNSA) mechanism. The ion beam [29–31] consisted of protons and carbon ions with different charge states and a wide spectrum of kinetic energy. Here only carbon ions are discussed.

The target is a tri-cellulose-acetate (TCA, $C_9H_{16}O_8$) foam with thickness of 1 mm in the direction of ion propagation. The density of the foam was fabricated through in-situ synthesis method as 2 mg/cm^3 , which is about one thousandth of solid density. The density of the foam was benchmarked through measuring the energy loss of proton beam with radiative alpha sources. The foam was widely used in series of experiments for laser acceleration, ion stopping [32–35], laboratory astrophysics [36] as well

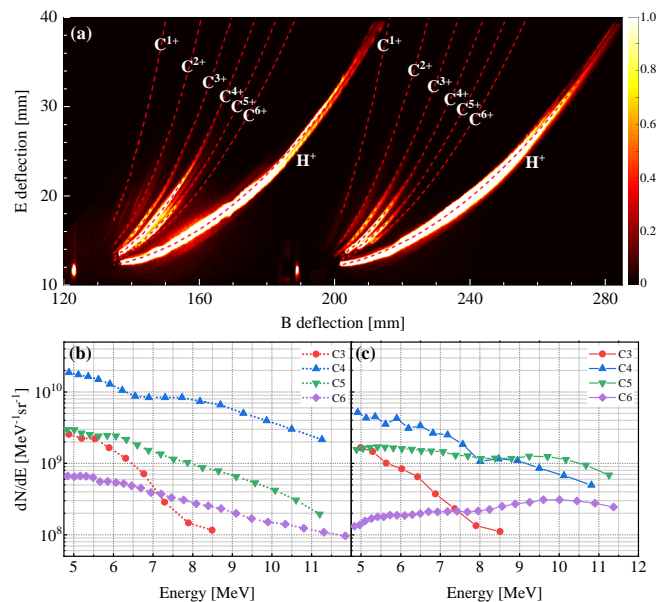


FIG. 2. (a) Typical deflection curves of laser-accelerated carbon ions without target (left) and passing through the foam (right). The converted energy spectra of carbon ions (b) without target and (c) passing through the foam.

as charge exchange process in plasma [4].

The laser-accelerated ions were directed onto the foam target and an empty channel (no foam case) symmetrically. In combination with the dual-channel Thompson Parabola Spectrometer (TPS), the energy spectra of carbon ions before and after interaction with the foam target can be obtained simultaneously in one laser shot.

The measured parabolic spectra of laser accelerated proton and carbon ions with and without foam were shown in Fig. 2 (a) together with simulated deflection curves indicated by red dashed lines. The X and Y axis represented the deflection distances by magnetic field B and electrical field E of TPS, respectively. The zero points originate from the neutral particles like photons as well as hydrogen and carbon atoms et al. It can be seen that the protons and carbon ions of different species are very well resolved, and the dominant carbon ion species are C^{6+} , C^{5+} , C^{4+} and C^{3+} .

The deflection distances of the carbon ions for the cases without and with foam in Fig. 2 (a) were converted to energies in range of 5 MeV to 11.5 MeV in Fig. 2 (b) and (c). The energy spectra of the carbon ions were obviously changed after the ions passing through the foam due to both the charge transfer process as well as stopping process. Most notably, the number of C^{4+} ions were significantly reduced with a drop of about 3.5 times from the maximum value. Another apparent change is with respect to the highly charged state ions C^{5+} and C^{6+} , whose particle numbers increase significantly in the high energy range.

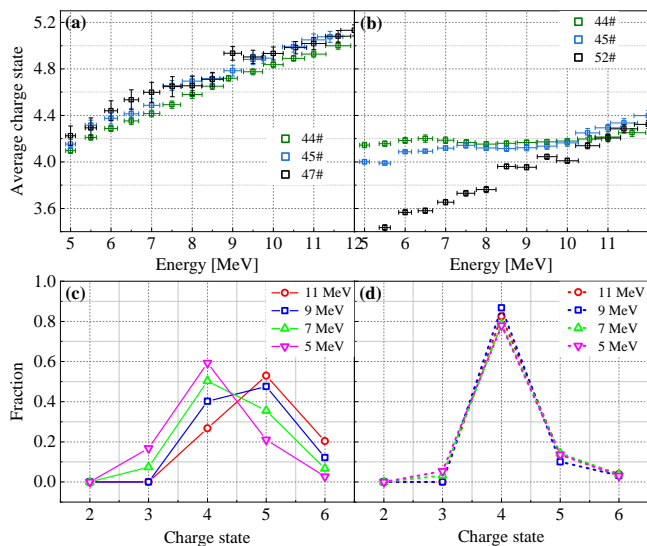


FIG. 3. Average charge states of carbon ions passing through foam (a) and without any target (b) for three shots. The error concerning energy and charge state originate the energy resolution of the TPS and statistical error, respectively. Charge state distribution evolution of carbon ions passing through foam (c) and without any target (d) versus kinetic energy.

According to LISE++ code [37], the equilibrium length of carbon ions in the foam target is less than 0.04 mm in the energy range of our experiment. That is about 25 times lower than the foam thickness. Hence the charge states of the outgoing carbon ions were actually in equilibrated distribution. Fig.3 (a) shows the equilibrated average charge states $\bar{Q}(E) = \sum_q qF_q(E)$, where $F_q(E)$ is the fraction of carbon ions in charge state q and kinetic energy E , \bar{Q} as a function of the kinetic energy for three shots. It can be seen that the average charge states of carbon ions passing through the foam can be very well repeated, because the charge states were in equilibrium and the equilibrated charge states depended only on the energy. This provides a way for laser-accelerated ion modulation. For comparison, the laser-accelerated carbon ions without target are presented in Fig. 3 (b). The average charge state of the initial laser-accelerated carbon ions is less than 4.4 in the investigated energy range. As shown in Fig. 3 (d), the dominant species are C^{4+} . However, after interacting with the foam target, the average charge states are enhanced. For example, for carbon ions at kinetic energy of 11 MeV, the average charge state is enhanced by about 17 % from 4.2 to 4.9. Besides, after interacting with the foam target, the average charge state increased monotonously with the kinetic energy. That means with increasing energy, the fractions of highly ionized carbon ions (C^{5+} and C^{6+}) are evidently increased. This were consistently shown in Fig. 3 (c).

In Fig.4 (a), the measured average equilibrium charge states were compared to the commonly used semi-

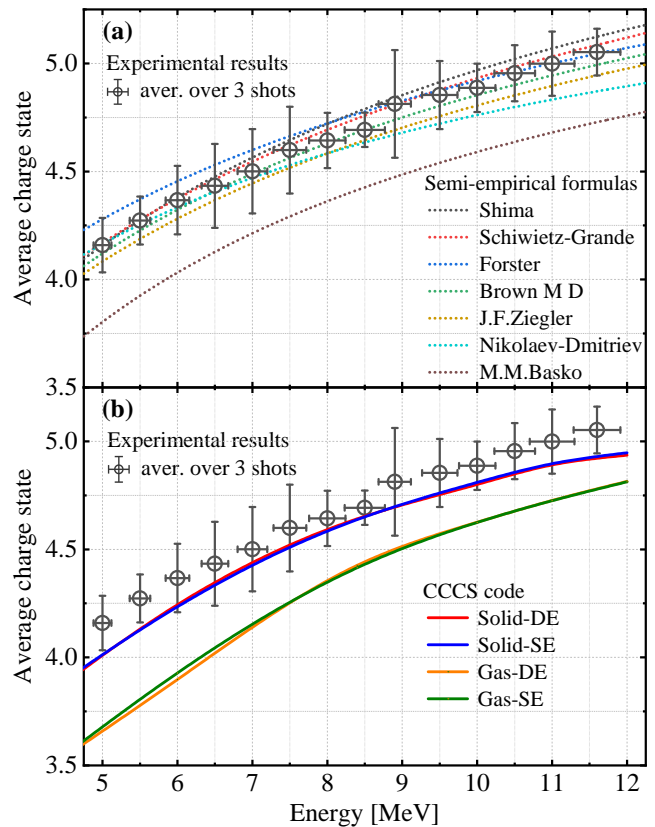


FIG. 4. The comparison of measured average charge states with theoretical predictions. The experimental data were averaged over three shots with errors representing the shot-to-shot fluctuations and statistical error. (a) The comparison with semi-empirical models. (b) The comparison with predictions through solving rate equations.

empirical formulas [38–44] that have been developed for ion interactions with solids based on the analytical expression of effective charge developed from Bohr’s stripping criterion [45] and Schiwietz’s fitting formula [42]. Most of the models can well predicted the results, except for Basko’s formula [41], which added the dependence of coulomb logarithm on Z and was more applicable for the particles with atomic number $Z \geq 20$. Besides, the Nikolaev-Dmitriev model [43] underestimate our results at higher energy of 9-12MeV.

In Fig. 4 (b), the measured average equilibrium charge states were compared to the rate equation predictions using tabulated cross sections from the Charge Changing Cross Sections (CCCS) code [46, 47] for gas and solid target considering single-electron (SE) and double electron (DE) transfer processes, respectively. When the cross sections of gas target were employed, the charge states were greatly underestimated. Once the cross sections of solid target were employed, the theoretical equilibrated charge states were obviously enhanced and approached our experimental data. The enhancement was attributed

TABLE I. The charge transfer rates [$\times 10^{12} s^{-1}$] for 6 MeV carbon ions with foam target.

Charge state	Single Electron Loss	Double Electron Loss	Single Electron Capture	Double Electron Capture
C ⁰⁺	76.93	13.08		
C ¹⁺	73.04	12.42	0.27	
C ²⁺	51.08	8.68	0.63	0.11
C ³⁺	12.27	2.09	1.51	0.26
C ⁴⁺	4.89	0.83	3.42	0.58
C ⁵⁺	0.46		6.74	1.15
C ⁶⁺			13.50	2.29

to the target density effect in dense matter which will on one hand increase the electron loss rate because of the two-step process of electron excitation and subsequent ionization in the secondary collision, and on the other hand decrease the electron capture rates because of the easy ionization of highly excited electrons that are captured from previous collision.

The underlying fundamental physics of the target density effects is actually the balancing of the lifetime of excited states versus the collisional frequency. When the lifetime is larger than the collisional time-scale, the electron in excited states will be easily ionized before de-excitation, and the target density effects will play an important role. Fig. 5 shows the comparison between the collisional time scale and the lifetime of some typical excited states of carbon ions as a function of target density. In the current collision system with foam target, the collisional time scale is much smaller than the lifetime of the excited states, in which case target density must be considered. This was demonstrated by the closer agreement of experimental data with theoretical predictions using solid-target cross sections, as shown in Fig.4 (b).

It was also shown in Fig. 4 (b) that the double-electron transfer processes had negligible influence on the average charge state. The charge transfer rates for the single-electron and double electron transfer processes of 6 MeV carbon atom and ions are listed in Table I. Both the single electron loss and electron capture rate are about 6 times higher than single electron loss and capture rates. This makes little difference on the charge state.

In summary, the equilibrated charge state distributions of laser-accelerated short-pulse carbon ions penetrating through the foam targets with energy near Bragg peak were measured. The average charge state of ions after the foam are well repeated. The stripping effect of foam on incident ions was clearly presented compared to the data of without any targets. The average charge states agree well with most of the semi-empirical formulas based on ion-solid interactions except for Basko's formula, which was more applicable for the particles with atomic number larger than 20. To deeply understand the charge transfer processes, the rate equations were solved with cross section data from CCCS code for both gas and solid targets.

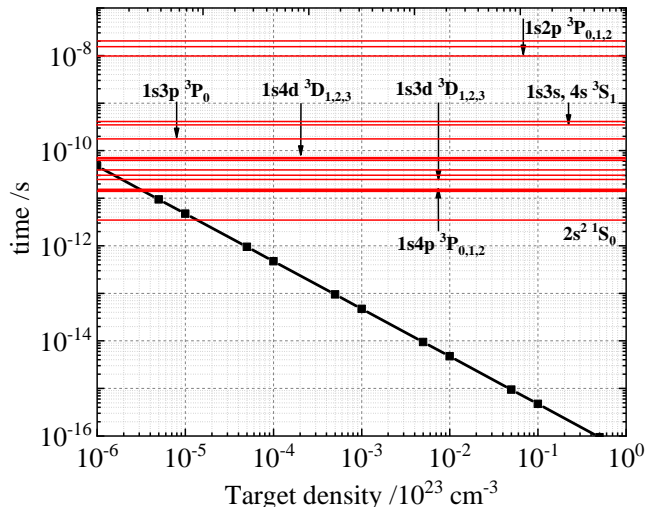


FIG. 5. The lifetime of the carbon excited states (red lines) as well as the collisional time-scale (black line) versus the target density.

When cross sections for solid targets were employed, the charge states are obviously enhanced and are in closer agreement of our experimental results. That demonstrated the importance role of target density effects which can increased the ionization rates and decreased the electron capture rates. It was also shown that the double electron loss and capture processes have negligible influence on the charge states. This is the first time that the charge state measurement was performed in target with density between gas and solid. These results provide important data for high energy density physics, accelerator technologies as well as applications in medical, biological and material fields. In the current analysis, the cross sections for either gas or solid are employed. We hope our results will inspire more theoretical studies investigating the charge transfer process for states between gas and solid. Precise cross section measurements in those states are highly desirable.

The experiment was performed at the XG-III facility in Mianyang. The authors are grateful to the staff of Laser Fusion Research Center. The work was

supported by National Key R&D Program of China, No. 2019YFA0404900, and No. 2022YFA1603300, Chinese Science Challenge Project, No. TZ2016005, National Natural Science Foundation of China (Grant Nos. 12120101005, U2030104, 12175174, and 11975174), China Postdoctoral Science Foundation (Grant no. 2017M623145), State Key Laboratory Foundation of Laser Interaction with Matter (Nos. SKLLIM1807 and SKLLIM2106), and the Fundamental Research Funds for the Central Universities.

* These authors have contributed equally to this work.

† zhouwm@caep.cn

‡ zhaoyongtao@xjtu.edu.cn

- [1] Samuel Stephens Kistler. Coherent expanded aerogels and jellies. *Nature*, 127(3211):741–741, 1931.
- [2] ON Rosmej, A Blazejic, S Korostiy, R Bock, DHH Hoffmann, SA Pikuz Jr, VP Efremov, VE Fortov, A Fertman, T Mutin, et al. Charge state and stopping dynamics of fast heavy ions in dense matter. *Physical Review A*, 72(5):052901, 2005.
- [3] ON Rosmej, M Gyrdymov, MM Günther, NE Andreev, P Tavana, P Neumayer, S Zähler, N Zahn, VS Popov, NG Borisenko, et al. High-current laser-driven beams of relativistic electrons for high energy density research. *Plasma Physics and Controlled Fusion*, 62(11):115024, 2020.
- [4] Jieru Ren, Bubo Ma, Lirong Liu, Wenqing Wei, Benzhen Chen, Shizheng Zhang, Hao Xu, Zhongmin Hu, Fangfang Li, Xing Wang, et al. Target density effects on charge transfer of laser-accelerated carbon ions in dense plasma. *Physical Review Letters*, 130(9):095101, 2023.
- [5] K Jiang, TW Huang, R Li, MY Yu, HB Zhuo, SZ Wu, CT Zhou, and SC Ruan. Branching of high-current relativistic electron beam in porous materials. *Physical Review Letters*, 130(18):185001, 2023.
- [6] Kunihiro Shima, Noriyoshi Kuno, and Mikio Yamamouchi. Systematics of equilibrium charge distributions of ions passing through a carbon foil over the ranges $z=4-92$ and $e=0.02-6$ mev/u. *Physical Review A*, 40(7):3557, 1989.
- [7] YT Zhao, YN Zhang, R Cheng, B He, CL Liu, XM Zhou, Y Lei, YY Wang, JR Ren, X Wang, et al. Benchmark experiment to prove the role of projectile excited states upon the ion stopping in plasmas. *Physical Review Letters*, 126(11):115001, 2021.
- [8] Hans-Dieter Betz. Charge states and charge-changing cross sections of fast heavy ions penetrating through gaseous and solid media. *Reviews of Modern Physics*, 44(3):465, 1972.
- [9] Hans D Betz. Heavy ion charge states. *Applied Atomic Collision Physics, Volume 4: Condensed Matter*, 4:2, 1983.
- [10] Boris Yu Sharkov, Dieter HH Hoffmann, Alexander A Golubev, and Yongtao Zhao. High energy density physics with intense ion beams. *Matter and Radiation at Extremes*, 1(1):28–47, 2016.
- [11] James F Ziegler. *The Stopping and Ranges of Ions in Matter: Handbook of Stopping Cross-Sections for Energetic Ions in All Elements*, volume 5. Elsevier, 2013.
- [12] Claude Deutsch and Gilles Maynard. Ion stopping in dense plasmas: a basic physics approach. *Matter and Radiation at Extremes*, 1(6):277–307, 2016.
- [13] Junwen Gao, Zhimin Hu, Yong Wu, Jianguo Wang, Nicolas Sisourat, and Alain Dubois. Projectile and target excitation in he++ he collisions at intermediate energies. *Matter and Radiation at Extremes*, 6(1):014404, 2021.
- [14] K. Xue, Z. K. Dou, F. Wan, T. P. Yu, and J. X. Li. Generation of highly-polarized high-energy brilliant gamma-rays via laser-plasma interaction. *Matter and Radiation at Extremes*, 5(5):8, 2020.
- [15] Rui Cheng, Yu Lei, Xianming Zhou, Yuyu Wang, Yanhong Chen, Yongtao Zhao, Jieru Ren, Lina Sheng, Jiancheng Yang, Zimin Zhang, et al. Warm dense matter research at hiaf. *Matter and Radiation at Extremes*, 3(2):85–93, 2018.
- [16] Jieru Ren, Yongtao Zhao, Rui Cheng, Zhongfeng Xu, and Guoqing Xiao. Hydrodynamic response of solid target heated by heavy ion beams from future facility hiaf. *Nuclear Instruments and Methods in Physics Research Section B: Beam Interactions with Materials and Atoms*, 406:703–707, 2017.
- [17] Yongtao Zhao, Rui Cheng, Yuyu Wang, Xianming Zhou, Yu Lei, Yuanbo Sun, Ge Xu, Jieru Ren, Lina Sheng, Zimin Zhang, et al. High energy density physics research at imp, lanzhou, china. *High Power Laser Science and Engineering*, 2:e39, 2014.
- [18] Quantang Zhao, S Ch Cao, Ming Liu, XK Sheng, YR Wang, Y Zong, XM Zhang, Y Jing, R Cheng, YT Zhao, et al. High energy electron radiography system design and simulation study of beam angle-position correlation and aperture effect on the images. *Nuclear Instruments and Methods in Physics Research Section A: Accelerators, Spectrometers, Detectors and Associated Equipment*, 832:144–151, 2016.
- [19] Y Zhao, Z Zhang, W Gai, Y Du, S Cao, J Qiu, Q Zhao, R Cheng, X Zhou, J Ren, et al. High energy electron radiography scheme with high spatial and temporal resolution in three dimension based on a e-linac. *Laser and Particle Beams*, 34(2):338–342, 2016.
- [20] W Erb. Gsi report gsi-p-78. *Darmstadt, Germany*, 1978.
- [21] Eran Nardi and ZJPRL Zinamon. Charge state and slowing of fast ions in a plasma. *Physical Review Letters*, 49(17):1251, 1982.
- [22] Thomas Peter and Jürgen Meyer-ter Vehn. Energy loss of heavy ions in dense plasma. ii. nonequilibrium charge states and stopping powers. *Phys. Rev. A*, 43:2015–2030, Feb 1991.
- [23] C Scheidenberger, Th Stöhlker, WE Meyerhof, H Geissel, PH Mokler, and Bertram Blank. Charge states of relativistic heavy ions in matter. *Nuclear Instruments and Methods in Physics Research Section B: Beam Interactions with Materials and Atoms*, 142(4):441–462, 1998.
- [24] I Yu Tolstikhina and Vyacheslav Petrovich Shevelko. Influence of atomic processes on charge states and fractions of fast heavy ions passing through gaseous, solid, and plasma targets. *Physics-Uspekhi*, 61(3):247, 2018.
- [25] Li Fu-Li, Gao Shao-Yan, and Zhao Yong-Tao. Atomic emission and cavity field spectra of the jaynes-cummings model. *Chinese Physics*, 12(8):872, 2003.
- [26] Yuyu Wang, Yongtao Zhao, A Qayyum, and Guoqing Xiao. Separation of potential and kinetic electron emission from si and w induced by multiply charged neon

- and argon ions. *Nuclear Instruments and Methods in Physics Research Section B: Beam Interactions with Materials and Atoms*, 265(2):474–478, 2007.
- [27] VP Shevelko, O Rosmej, H Tawara, and I Yu Tolstikhina. The target-density effect in electron-capture processes. *Journal of Physics B: Atomic, Molecular and Optical Physics*, 37(1):201, 2003.
- [28] VP Shevelko, H Tawara, OV Ivanov, T Miyoshi, K Noda, Y Sato, AV Subbotin, and I Yu Tolstikhina. Target density effects in collisions of fast ions with solid targets. *Journal of Physics B: Atomic, Molecular and Optical Physics*, 38(15):2675, 2005.
- [29] Charge equilibrium of a laser-generated carbon-ion beam in warm dense matter. *Physical Review Letters*, 110(13):135003–135003, 2013.
- [30] J. Braenzel, A. A. Andreev, K. Platonov, M. Klingsporn, L. Ehrentraut, W. Sandner, and M. Schnuerer. Coulomb driven energy boost of heavy ions for laser plasma acceleration. *Physical review letters*, 114(12):124801.1–124801.5, 2015.
- [31] J Braenzel, MD Barriga-Carrasco, R Morales, and M Schnürer. Charge-transfer processes in warm dense matter: Selective spectral filtering for laser-accelerated ion beams. *Physical review letters*, 120(18):184801, 2018.
- [32] Jieru Ren, Zhigang Deng, Wei Qi, Benzhen Chen, Bubo Ma, Xing Wang, Shuai Yin, Jianhua Feng, Wei Liu, Zhongfeng Xu, et al. Observation of a high degree of stopping for laser-accelerated intense proton beams in dense ionized matter. *Nature Communications*, 11(1):5157, 2020.
- [33] ON Rosmej, V Bagnoud, U Eisenbarth, V Vatulin, N Zhidkov, N Suslov, A Kunin, A Pinegin, D Schäfer, Th Nisius, et al. Heating of low-density cho-foam layers by means of soft x-rays. *Nuclear Instruments and Methods in Physics Research Section A: Accelerators, Spectrometers, Detectors and Associated Equipment*, 653(1):52–57, 2011.
- [34] ON Rosmej, N Suslov, D Martsovenko, G Vergunova, N Borisenko, N Orlov, T Rienecker, D Klir, K Rezack, A Orekhov, et al. The hydrodynamic and radiative properties of low-density foams heated by x-rays. *Plasma physics and controlled fusion*, 57(9):094001, 2015.
- [35] Bubo Ma, Jieru Ren, Shaoyi Wang, Xing Wang, Shuai Yin, Jianhua Feng, Wenqing Wei, Xing Xu, Benzhen Chen, Shisheng Zhang, et al. Plasma spectroscopy on hydrogen-carbon-oxygen foam targets driven by laser-generated hohlraum radiation. *Laser and Particle Beams*, 2022, 2022.
- [36] Bu-Bo Ma, Jie-Ru Ren, Shao-Yi Wang, Dieter HH Hoffmann, Zhi-Gang Deng, Wei Qi, Xing Wang, Shuai Yin, Jian-Hua Feng, Quan-Ping Fan, et al. Laboratory observation of c and o emission lines of the white dwarf h1504+65-like atmosphere model. *The Astrophysical Journal*, 920(2):106, 2021.
- [37] OB Tarasov and D Bazin. Lise++: Radioactive beam production with in-flight separators. *Nuclear Instruments and Methods in Physics Research Section B: Beam Interactions with Materials and Atoms*, 266(19-20):4657–4664, 2008.
- [38] MD Brown and CD Moak. Stopping powers of some solids for 30-90-mev u 238 ions. *Physical Review B*, 6(1):90, 1972.
- [39] Kunihiro Shima, Toyoyuki Ishihara, and Takashi Mikumo. Empirical formula for the average equilibrium charge-state of heavy ions behind various foils. *Nuclear Instruments and Methods in Physics Research*, 200(2-3):605–608, 1982.
- [40] JF Zeigler, JP Biersack, UNDU Littmark, et al. The stopping and range of ions in solids. *The Stopping and Range of Ions in Matter*, 1, 1985.
- [41] MM Basko. Stopping of fast ions in dense plasmas. Technical report, Institute of Theoretical and Experimental Physics, 1983.
- [42] G Schiwietz and PL Grande. Improved charge-state formulas. *Nuclear Instruments and Methods in Physics Research Section B: Beam Interactions with Materials and Atoms*, 175:125–131, 2001.
- [43] VS Nikolaev and IS Dmitriev. On the equilibrium charge distribution in heavy element ion beams. *Physics Letters A*, 28(4):277–278, 1968.
- [44] JS Forster, D Ward, HR Andrews, GC Ball, GJ Costa, WG Davies, and IV Mitchell. Stopping power measurement for 19f, 24mg, 27al, 32s and 35cl at energies 0.2 to 3.5 mev/nucleon in ti, fe, ni, cu, ag and au. *Nuclear Instruments and Methods*, 136(2):349–359, 1976.
- [45] Niels Bohr. *The penetration of atomic particles through matter*. Munksgaard Copenhagen, 1960.
- [46] Novikov N.V. "charge changing cross sections code". <http://cdfc.sinp.msu.ru/services/cccc/htm/ccscode.zip>.
- [47] NV Novikov and Ya A Teplova. Methods of estimation of equilibrium charge distribution of ions in solid and gaseous media. *Physics Letters A*, 378(18-19):1286–1289, 2014.