

Wi-Fi 8: Embracing the Millimeter-Wave Era

Xiaoqian Liu, Tingwei Chen, Yuhan Dong, Zhi Mao, Ming Gan, Xun Yang and Jianmin Lu

Abstract—With the increasing demands in communication, Wi-Fi technology is advancing towards its next generation. Building on the foundation of Wi-Fi 7, millimeter-wave technology is anticipated to converge with Wi-Fi 8 in the near future. In this paper, we look into the millimeter-wave technology and other potential feasible features, providing a comprehensive perspective on the future of Wi-Fi 8. Our simulation results demonstrate that significant performance gains can be achieved, even in the presence of hardware impairments.

Index Terms—Wi-Fi 8, mmWave, feature, hardware impairment.

I. INTRODUCTION

Wi-Fi technology has evolved significantly to meet the demands of an increasingly connected world, supporting applications that require low latency, high throughput, and seamless connectivity. From Wi-Fi 1 to Wi-Fi 7, operating bands have expanded from 2.4 GHz to 6 GHz. However, as [1] notes, differing global regulations on the use of the 6 GHz band, with some regions allocating this band to 5G, have limited the potential advantages of Wi-Fi 7's large bandwidth. Given this situation, the exploration of millimeter wave (mmWave) frequency bands emerges as a significant opportunity to recapture the benefits initially earmarked for the 6 GHz band.

By 2028, we anticipate an accelerated need for fresh spectrums due to the exponential growth of Internet of Things devices and the rise of applications demanding high throughput and low latency. Further exploration of wider bandwidths in the 6 GHz range may not provide substantial additional value due to regional bandwidth restrictions. While it is plausible to adjust and improve the protocol to integrate more features to meet our needs, the unlocking of frequency bands beyond 6 GHz could be a more fruitful approach. Under these circumstances, the 45 GHz and 60 GHz mmWave unlicensed band holds considerable promise, offering a rich 14 GHz spectrum. This band brings high transmission rates, substantial information capacity, and easy implementation of narrow beamwidth and high gain antennas, leading to high resolution and excellent interference resistance. The Wireless Gigabit (WiGig) standard, known as 60 GHz Wi-Fi and the emergence of 5G's Frequency Range 2 (FR2), the operating band spanning from 26.5 GHz to 71.00 GHz, indicate that the advancement of mmWave hardware technology is in progress. As these technologies become mainstream and start seeing commercial usage, the cost concerns surrounding mmWave

communication will likely diminish with falling hardware costs. Looking towards the future, we can foresee multi-link devices (MLDs) allowing the coexistence of mmWave bands with lower frequency bands [2]. This evolution builds on the current multi-link framework. While single access point (AP) scenarios present relatively simple deployment opportunities, designing the medium access control (MAC) and physical (PHY) layers of Wi-Fi products for Multi-AP coordination (MAPC) has yet to be fully explored.

In this paper, building upon prior studies of new Wi-Fi 8 features [3], [4], our focus is on exploring the potential features of Wi-Fi 8, following the steps of the IEEE 802.11 Integrated Millimeter Wave Study Group (IMMW SG), with an emphasis on the exploration of mmWave technology. Initially, we provide some potential candidate features for Wi-Fi 8, beginning with the leftover features from Wi-Fi 7. Subsequently, we discussed scenarios of integrated mmWave technology under the framework of multi-link operation (MLO). In the final section of the article, we upclocked the carrier frequency of the 802.11ac physical protocol data unit (PPDU) to 60 GHz and took into account some effects brought about by traditional hardware limitations for a system-level simulation. Ultimately, we demonstrated the feasibility of mmWave communication technology in Wi-Fi operational scenarios.

II. WI-FI GENERATIONS

Since IEEE 802.11-1997 standardized wireless local area network (WLAN), Wi-Fi has begun to develop. Later, after revision of IEEE 802.11a, 802.11b and 802.11g, Wi-Fi technology has gradually been improved in terms of throughput and frequency bands to meet various requirements of industry and scientific research [3].

Fig. 1 shows the evolution from Wi-Fi 4 to Wi-Fi 8. Wi-Fi 4 was released in 2009 and based on IEEE 802.11n standard. It supports both 2.4 GHz and 5 GHz radio bands and can provide max data rate up to 600 Mbps. In addition, Wi-Fi 4 introduces the multiple-input multiple-output (MIMO) communication technology for the first time. Wi-Fi 5 is IEEE 802.11ac standard, released in late 2013. To promote the development of high frequency band Wi-Fi technologies, Wi-Fi 5 supports only 5 GHz. It supports larger channel bandwidth and 256-quadrature amplitude modulation (QAM), so it more than doubles the theoretical maximum data rate of Wi-Fi 4. In 2019, Wi-Fi 6 based on IEEE 802.11ax entered the market and introduced a major paradigm shift in Wi-Fi technology. In all prior Wi-Fi generations to Wi-Fi 6, each device needs to independently contend for channel access, but Wi-Fi 6 allows an AP to trigger multiple stations (STAs) to transmit data at the same time. It is a trigger-based access and enables uplink multi-user (MU) operation. Wi-Fi 6 supports both

Xiaoqian Liu and Tingwei Chen contributed equally to this work and are co-first authors.

Xiaoqian Liu, Tingwei Chen, Zhi Mao, Ming Gan, Xun Yang, and Jianmin Lu are with Huawei Technologies Co., Ltd, Shenzhen, China.

Xiaoqian Liu and Yuhan Dong are with Shenzhen International Graduate School, Tsinghua University, Shenzhen, China.

Tingwei Chen is with School of Science and Engineering, The Chinese University of Hong Kong, Shenzhen, China.

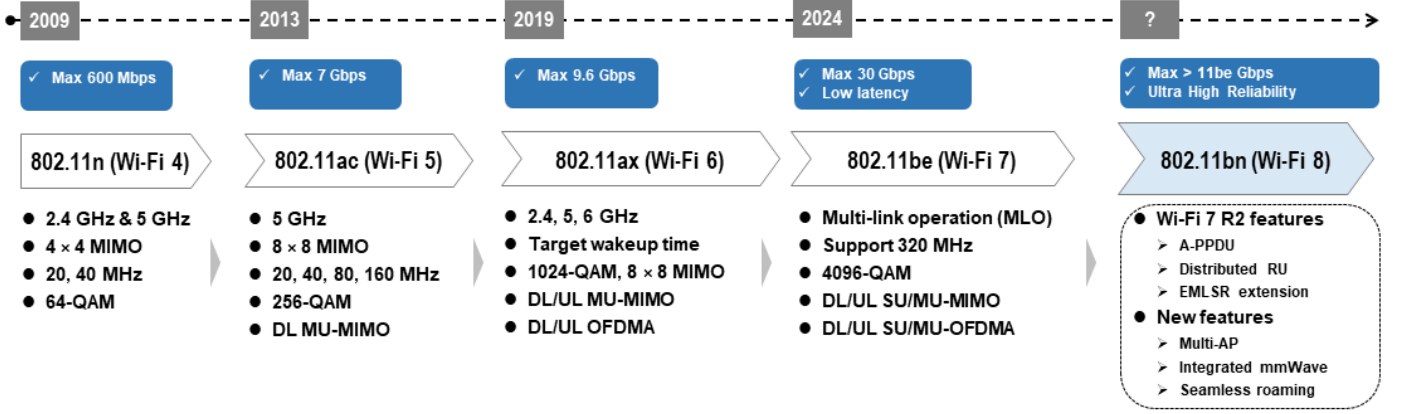


Fig. 1. Illustration of Wi-Fi technology evolution.

uplink (UL) and downlink (DL) MU-MIMO, whereas Wi-Fi 5 supports only DL MU-MIMO. In addition, Wi-Fi 6 introduces orthogonal frequency-division multiple access (OFDMA) and uses this technology to implement DL and UL multi-user operations. The technology innovation of Wi-Fi 6 also includes 1024-QAM, target wakeup time (TWT) and so on.

The final amendments of the above standards have been released, however, Wi-Fi 7 and Wi-Fi 8 are still under study. Most of the work on Wi-Fi 7 has been done and the final amendment is scheduled to be released in December 2024. Wi-Fi 7 corresponds to IEEE 802.11be - Extremely High Throughput (EHT) and introduces 320 MHz bandwidth, 4096-QAM, multiple resource unit (MRU), MLO, low-latency operations and so on [5], [6]. Wi-Fi 8 is just beginning to be explored, and it is based on IEEE 802.11bn Ultra High Reliability (UHR). Wi-Fi 8 will inherit some leftover features from Wi-Fi 7, such as aggregated PPDU (A-PPDU) and distributed RU, and expand some new functions, the most important of which is integrated mmWave. Expected new features brought about by Wi-Fi 8 are covered in the next section.

III. WI-FI 8 POTENTIAL FEATURES

Considering the high complexity that some candidate features could introduce, several initially considered for Wi-Fi 7 have not been incorporated. Based on past experiences, they might be deferred to the next generation. Hence, these leftover features from Wi-Fi 7 are likely to be included in Wi-Fi 8. We should thus prioritize them in our discussion. In the following sections, we will delve into these potential Wi-Fi 8 candidate features.

A. Enhancing Spectrum Utilization features

Some potential Wi-Fi 8 features, originally proposed in Wi-Fi 7 Release 1 (R1) and Release 2 (R2) features will be introduced in the following. All features in R2 related to enhancing spectrum utilization that have been deferred are more likely to be reconsidered for their feasibility in Wi-Fi 8.

EHT UL Adapted RU: In the 802.11ax standard, time slots are used for uplink transmissions, and bandwidth waste can occur when RUs are busy. The 802.11be standard introduces

the MRU feature to enhance bandwidth utilization by allowing a single user to use multiple RUs. However, if part of the band allocated to a certain STA is busy, the other part of idle bandwidth within a busy RU remains underutilized. To address this, new design should be taken into account such that the STA could utilize the other part of idle bandwidth resource.

EHT Distributed RU: Due to power spectral density constraints on the 6 GHz low power indoor AP, there is power limitation for a set of contiguous RU tones. To address these issues, distributed RUs spread a set of RU tones over a wider spectral range.

Non-primary channel access: Under current protocols, if the primary 20 MHz channel is occupied, a STA cannot use other parts of the operational bandwidth, even if idle. As the operational bandwidth grows, this inefficiency is amplified. The competing unlicensed technologies, such as licensed assisted access and new radio unlicensed, are not subject to these constraints. A potential solution is to permit the STA to transmit on idle channel subsets within its operational bandwidth when certain conditions are met. This would allow the STA to utilize these subsets when the primary channel is busy, thereby improving bandwidth usage.

A-PPDU: The A-PPDU is a protocol enabling the coexistence of multiple Wi-Fi devices operating under different standards. It allows for the consecutive transmission of multiple PPDU without an inter-frame space, and more than PPDU is aggregated in frequency domain, excluding the PHY preamble. A-PPDU improves scheduling flexibility, enabling a single 320 MHz AP to serve multiple 80 MHz clients across diverse Wi-Fi versions, ultimately enhancing spectral efficiency.

B. Low latency features

Low latency is a primary objective for future Wi-Fi 8, driven by a variety of emerging applications that require ultra-low response times. Scenarios such as the metaverse, cloud gaming, cloud/edge computing, and peer-to-peer links all demand seamless and effective low-latency performance. These applications, which often require rapid data transfer and processing, further underscore the importance of low latency. In some instances, the worst-case delay bound is

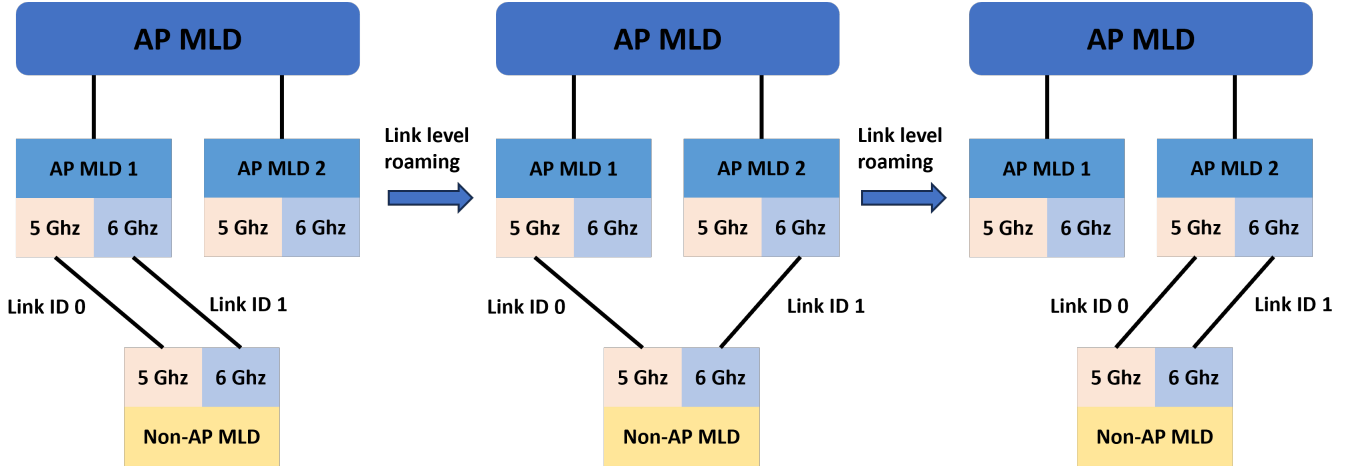


Fig. 2. Link level roaming

critically set to be less than or equal to 1 millisecond. To meet these latency requirements, one promising feature involves leveraging preemption techniques in time-sensitive networking (TSN).

preemption in TSN: The 802.11be restricted target wake time (R-TWT) and stream classification service (SCS) can support deterministic low latency traffic which can coexist with other STAs during the same R-TWT service period. In TSN, APs may need to manage event-based or deterministic low latency traffic, which might involve preempting an ongoing transmission or Transmission Opportunity (TXOP). Two key preemption scenarios include interruption within a PPDU to prioritize low latency traffic, and interruption within a TXOP to allow non-TXOP holders to transmit low latency data frames. In summary, preemption serves as an effective strategy to manage low latency traffic, ensuring network responsiveness and timely transmission of critical data.

C. High-density Wi-Fi scenarios features

High-density Wi-Fi scenarios involve numerous STAs connecting to APs in confined spaces. These scenarios introduce challenges when using mmWave, known for limited coverage. To address these challenges in Wi-Fi 8, features such as MAPC and seamless roaming will be essential for maintaining reliable and high-quality connectivity.

Multi-AP coordination: When multiple APs are deployed in a network environment to extend the network's range and capacity, they can also introduce some interference. MAPC is a key feature of Wi-Fi 8, aiming to optimize channel selection and balance loads between APs to ensure effective use and fair sharing of radio resources. This approach allows multiple APs to collaborate and share spectrum resources, reducing unnecessary contention and improving network efficiency. The combination of MAPC and mmWave in Wi-Fi 8 offers a vast array of opportunities and possibilities [7]. However, existing protocols for APs coordination are not without limitations, often leading to suboptimal performance. To address these challenges, a design of the coordination protocols are necessary. To achieve this, MAPC will incorporate various techniques,

including joint transmission (JT), coordinated beamforming (Co-BF), coordinated UL MU MIMO (Co-UL-MU-MIMO), coordinated spatial reuse (Co-SR), coordinated OFDMA (Co-OFDMA), and coordinated time division multiple access (Co-TDMA).

Coordinated spatial reuse: Co-SR coordinates AP transmit power to reduce interference. According to the simulation in [8], Co-SR allows MAPs to transmit simultaneously in the same slot, improving throughput and reducing delay compared to Co-TDMA. Being an extension of the current spatial reuse scheme in TGax, Co-SR avoids the need for a multi-AP sounding procedure, achieving a balance between performance gain and implementation complexity. Given its low complexity, Co-SR stands as a promising candidate feature for MAPC.

Seamless Roaming: In current roaming technology, which is referred to as MLD level roaming, a Non-AP MLD must disassociate from the current AP MLD and authenticate and reassociate when switching to another AP MLD. However, this process can interrupt data frame transmission, which is unacceptable in UHR scenarios. Maintaining STA connectivity while roaming between different BSSs is thus essential to preserve quality of service (QoS). A potential solution to this problem could be to leverage Wi-Fi 7's multi-link operation, known as link level roaming Fig. 2. In this approach, some links of a non-AP MLD utilize the links of one AP MLD for frame exchanges, while the other links of the non-AP MLD employ the links of another AP MLD for frame exchanges [9]. This ensures at least one active link during STA transitions, enhancing roaming reliability.

IV. INTEGRATED MILLIMETER WAVE TECHNOLOGY

The study group dedicated to integrated mmWave technology is set to commence its work in November 2023 [10]. The group's research will be focused on exploring the potential applications of mmWave within the forthcoming Wi-Fi 8 standard. The significance of this technology could lead to a unique certification, potentially known as Wi-Fi 8E, emphasizing the crucial role of mmWave technology in the future of wireless communication.

TABLE I
AN UPLOCKED PPDU VERSION

	4x 802.11ac	8x 802.11ac	16x 802.11ac
Bandwidth	80/160/320/640 MHz	160/320/640/1280 MHz	320/640/1280/2560/5120 MHz
Subcarrier spacing	1.25 MHz	2.5 MHz	1.25 MHz (802.11be part)
IDFT/DFT period	800 ns	400 ns	800 ns
IDFT/DFT size	64/128/256/512	64/128/256/512	256/512/1024/2048/4096

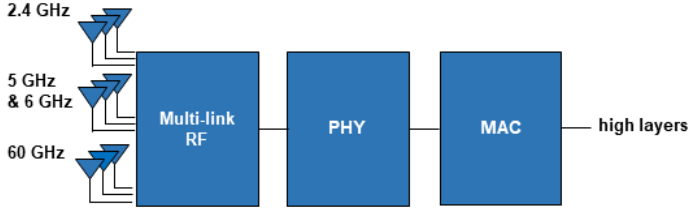


Fig. 3. The architecture of multi-link.

The mmWave technology operates at high frequencies (30-300 GHz) and can support high data rates, making it suitable for various wireless communication applications. The most important benefit of mmWave is high throughput and low latency. In addition, high frequency communication will naturally reduce the delay of each communication and allow for a substantial increase in frequency division multiplexing. In this way, each link can individually use a portion of the spectrum without interfering with each other and QoS is guaranteed in very dense environments. mmWave will also address the lack of 6 GHz band for Wi-Fi in some countries, providing a strong lighthouse client feature and solutions for the development of integrated communications and sensing.

It should be noted that the usage scope of mmWave needs to be clearly defined in the UHR. In fact, as mentioned above, simply operating in mmWave band can bring a lot of benefits and low complexity and cost such that it could be commercialized soon, so there is no need to define more additional functions, and related optimizations can be defined in future Wi-Fi generations. For example, we believe that only single-user transmissions are required without defining multi-user operations. In mmWave operations, the components that need to be design include simple beamforming training sequence, minor adaptations to MLO, and PHY designs for different bandwidth OFDM operations which are implemented in sub-7 GHz Wi-Fi. A good direction for PHY design is to reuse the lower band as much as possible by using upclocking. The existing low band Wi-Fi solutions can be upclocked to the mmWave band to minimize complexity and facilitate rapid implementation. Besides, reusing legacy algorithms and architectures can help save algorithm design and validation efforts. A simple example is that a mmWave PHY can be implemented by increasing the subcarrier spacing and channel bandwidth of IEEE 802.11ac by a specific multiple. Correspondingly, the OFDM symbol time is also reduced, but the baseband processing remains unchanged. A feasible mmWave PHY design is shown in Table I.

In order to integrate 60 GHz, the architecture of multi-link can be used, which is shown in Fig. 3. The use of MLO has a number of benefits [11]. With MLO, discovery, association, scheduling, and broadcast exchanging can be done in lower band. During beamforming training, sector sweep is performed in the 60 GHz band, but the sequences can be triggered or scheduled from a lower band, and feedback can be provided in lower band as well. In addition, devices can seamlessly and quickly fall back to the lower band in case of 60 GHz link breaks. Although beamforming training needs to be performed repeatedly, the device can resist blockage in the mmWave band. Power save is also an important issue for mmWave. Using the target wake time service period (TWT SP) on mmWave band will significantly help power consumption since there is hardly any contention required except to wake up for TWT SP. Through the MLO, TWT scheduling can be negotiated in lower band. In other words, all broadcasted exchanges, as well as all exchanges done prior to an established and successful beamforming training in the mmWave band, can be done in the lower band [12]. Therefore, there is no need to define the mode for control PHY, which greatly simplifies the standard design and implementation. In summary, we believe that all devices operating in mmWave should have MLO capability. In addition to the STA/AP in the mmWave band, there should be at least one affiliated STA/AP in the lower band.

In fact, there are several IEEE 802.11 standards that utilize mmWave technology, such as 802.11ad [13] and 802.11ay [14]. But in the next generation of Wi-Fi standards, mmWave support would be different and simpler. Specific differences include fully reuse of lower band modem, no need for a control PHY, and use of MLO framework.

There is ongoing research and development focused on probing the further applications of integrated mmWave technology within the IEEE 802.11 standards. This continued exploration of mmWave's potential presents a promising prospect and is anticipated to become a key feature of the forthcoming Wi-Fi 8 standard.

V. PERFORMANCE EVALUATION OF MMWAVE

mmWave is an effective solution to improve throughput and latency performance, but high frequency bands communications are easily affected by device characteristics. In this section, we briefly introduce the conventional hardware constraints, including carrier frequency offset (CFO), phase noise (PN), and nonlinearities in power amplifiers (PA) and discuss their effects on high frequency communications through simulations.

TABLE II
SIMULATION PARAMETERS FOR PERFORMANCE VERIFICATION

Parameter	Description
MCS	MCS 0, MCS 1 and MCS 4
PPDU type	VHT format
Channel model	802.11ad channel model
TX/RX	1T1R
f_c	73.44 GHz
Packet size	4096 bytes
Other considerations	CFO, PN and PA

The IEEE 802.11 standards use orthogonal frequency division multiplexing (OFDM) as the modulation scheme, which has the characteristics of anti-multipath fading. However, compared to single-carrier systems, the existence of CFO will introduce severe inter-carrier interference (ICI) for OFDM, which needs to be compensated by some CFO estimation algorithms [15]. The generation of PN is related to the performance of the oscillator itself and can be interpreted as a parasitic phase modulation. PN needs to be carefully considered in 60 GHz OFDM systems because PN is more severe at high frequencies and affects system performance significantly. Therefore, it is important to predict the tolerable phase noise and use reliable phase correction mechanisms. The OFDM signal is distorted after being processed by nonlinear high-power amplifier (HPA), which affects the bit error ratio (BER) performance of the system. The main reason for this phenomenon is that in order to ensure high power amplification efficiency, the HPA must work near the saturation point as much as possible.

In order to verify the impact of above hardware impairments on 60 GHz communication performance, we designed system-level simulation. The simulation discussed the upclocked PPDU based on IEEE 802.11ac and considered the effects of CFO, PN and PA. The main purpose of simulation is to verify whether an upclocked sub-7 GHz PPDU version (such as IEEE 802.11ac) works well in a mmWave scenario and the simulation parameters are shown in Table II. The modulation and coding scheme (MCS) is set to 0, 1, and 4, indicating binary phase shift keying (BPSK), quadrature phase shift keying (QPSK), and 16-QAM respectively. The PPDU type is very high throughput (VHT) format, which is used in IEEE 802.11ac. The packet size is 4096 bytes. We consider the conference room (CR) channel model in IEEE 802.11ad standard and the number of transmitters (TX) and receivers (RX) is 1. f_c is center frequency of the carrier, which is the channel 8 defined in IEEE 802.11ay.

A larger subcarrier spacing will reduce the impact of CFO. If an auto-correlation detector is used, the short training field (STF) and long training field (LTF) sequences in sub-7 GHz can resolve a frequency offset up to ± 625 KHz and ± 156.25 KHz, respectively. In our simulation, the oscillator inaccuracy on both TX and RX sides are 20 part per million (ppm), so the system should compensate for a total of 40 ppm CFO. For a 73.44 GHz system we set up, the CFO is up to ± 2.94 MHz.

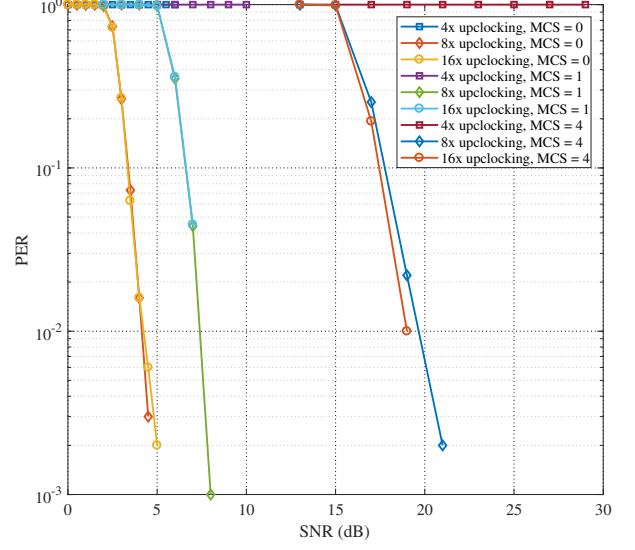


Fig. 4. Simulation results for different MCSs.

Therefore, the subcarrier spacing of at least one training field should be larger than 5.88 MHz. Ignoring the flicker noise and the reference oscillator noise, we use 1 pole, 1 zero phase noise model. The pole frequency f_p and the zero frequency f_z is set to 1 MHz and 100 MHz, respectively and the zero point of power spectral density (PSD) is -93 dBc/Hz. The saturation region of the power amplifier will affect the output signal, and the output backoff (OBO) can be used to mitigate the impact. In this work, PA OBO is set to 8 dB and the PA non-linearity model is modified Rapp model, which can describe HPA nonlinear relationship between output power and input power (AM-AM effect) and output phase and input power (AM-PM effect).

Fig. 4 shows the packet error ratio (PER) performance with consideration of hardware impairments (CFO, PN and PA). It can be seen obviously that when 4 \times upclocking is used, the PER is 1 regardless of the MCS selection, indicating that data transmission fails. The conventional subcarrier spacing of Non-HT STF (L-STF) is 4×312.5 KHz, so the threshold for CFO correction can be obtained by dividing the minimum subcarrier spacing 5.88 MHz by the 1250 KHz. Therefore, only a larger upclocking version than 4.7 can rectify the CFO correctly, which is also reflected in Fig. 4, because both 8 \times upclocking and 16 \times upclocking achieve better performance under each MCS. The smaller the MCS, the lower the SNR required to achieve the specified PER (10^{-2}), and the system performance is better. It is intuitive because the low-order MCS brings larger constellation distance and better decoding performance. In addition, the PER performance improves with the increase of subcarrier spacing for high MCSs, but for low MCSs, the PER performance does not change significantly.

VI. DISCUSSION

In this section, we will analyze the hardware impairments faced by the mmWave based on the simulation results and

discuss some solutions. We can see that although the hardware impairments will affect the communication system theoretically, the performance deterioration caused by these impairments is still acceptable from the simulation results.

By using larger subcarrier spacing, the impact of CFO can be minimized. Therefore, a suitable upclocked version of IEEE 802.11ac PPDU can be used to implement mmWave communications. In addition, the CFO can be estimated and compensated, but this is an algorithmic issue and we don't discuss it much in the standard. PN usually causes ICI and common phase error (CPE), but these effects can be overcome by proper pilot designs. PA OBO is an important method to overcome PA nonlinearities, and the selection of PA backoff needs to be carefully considered. The IEEE 802.11ay standard has specified a value of PA backoff in high frequency communication. Similarly, in the future Wi-Fi 8 standard, selecting an appropriate PA backoff value will be an important issue. In fact, not only CFO, PN, and PA nonlinearities, but also other hardware impairments (such as I/Q imbalance and so on) that affect communications, which need to be discussed in the next generation of standard.

mmWave communication is not difficult to achieve. In fact, the main issue seems to be the balance between the additional cost and gain. mmWave is a promising feature helping reach the UHR objectives. We believe there are enough gains to implement mmWave today, and it's the time to have it now.

VII. CONCLUSION

Wi-Fi has always been one of the most important wireless technologies today, providing a great impetus for the development of socio-economic and scientific research. Since Wi-Fi was defined, researchers have been continuously innovating Wi-Fi to improve performance in terms of data rate, access efficiency, and latency to meet increasing user requirements.

In this paper, we first introduce the technical features of each generation of Wi-Fi and describe the possible innovations of Wi-Fi 8. We then covered the features of Wi-Fi 8 in detail, including leftover features from Wi-Fi 7 and some new promising features. In our view, integrated mmWave will be a key technology of Wi-Fi 8. We present a system-level simulation to demonstrate that mmWave can overcome the effects of high-frequency hardware impairment. Wi-Fi 8 is an expected technology. In the future, research on Wi-Fi 8 will be gradually promoted to meet the requirements of high reliability, low latency, and high throughput.

REFERENCES

- [1] Wi-Fi Alliance, "Countries enabling wi-fi in 6 ghz (wi-fi 6e)," July 2023, <https://www.wi-fi.org/countries-enabling-wi-fi-in-6-ghz-wi-fi-6e>, accessed Aug. 14, 2023.
- [2] L. Cariou, R. Stacey, and C. Cordeiro, "mmWave operation in UHR," Nov 2022, IEEE 802.11-22/1884r0.
- [3] E. Reshef and C. Cordeiro, "Future directions for wi-fi 8 and beyond," *IEEE Commun. Mag.*, vol. 60, no. 10, pp. 50–55, 2022.
- [4] L. G. Giordano, G. Geraci, M. Carrascosa, and B. Bellalta, "What will wi-fi 8 be? a primer on ieee 802.11 bn ultra high reliability," *arXiv preprint arXiv:2303.10442*, 2023.
- [5] A. Garcia-Rodriguez, D. Lopez-Perez, L. Galati-Giordano, and G. Geraci, "IEEE 802.11 be: Wi-Fi 7 strikes back," *IEEE Commun. Mag.*, vol. 59, no. 4, pp. 102–108, 2021.

- [6] C. Deng, X. Fang, X. Han, X. Wang, L. Yan, R. He, Y. Long, and Y. Guo, "IEEE 802.11 be Wi-Fi 7: New challenges and opportunities," *IEEE Communications Surveys & Tutorials*, vol. 22, no. 4, pp. 2136–2166, 2020.
- [7] S. Verma, T. K. Rodrigues, Y. Kawamoto, and N. Kato, "A Survey on Multi-AP Coordination Approaches over Emerging WLANs: Future Directions and Open Challenges," *arXiv preprint arXiv:2306.04164*, 2023.
- [8] D. Nunez, M. Smith, and B. Bellalta, "Multi-ap coordinated spatial reuse for wi-fi 8: Group creation and scheduling," *arXiv preprint arXiv:2305.04846*, 2023.
- [9] L. Chu, K. Ryu, H. Wang, h. Zhang, R. Cao, Y. Zhang, S. Srinivasa, and H.-L. Lou, "Smooth Roaming," January 2023, IEEE 802.11-23/0170r1.
- [10] R. de Vegt, "Integrated mmWave Study Group Creation," March 2023, IEEE 802.11-23/0481r2.
- [11] C. Chen, X. Chen, D. Das, D. Akhmetov, and C. Cordeiro, "Overview and Performance Evaluation of Wi-Fi 7," *IEEE Commun. Standards Mag.*, vol. 6, no. 2, pp. 12–18, 2022.
- [12] C. Deng, X. Fang, X. Han, X. Wang, L. Yan, R. He, Y. Long, and Y. Guo, "IEEE 802.11be Wi-Fi 7: New Challenges and Opportunities," *IEEE Commun. Surveys Tuts.*, vol. 22, no. 4, pp. 2136–2166, 2020.
- [13] T. Nitsche, C. Cordeiro, A. B. Flores, E. W. Knightly, E. Perahia, and J. C. Widmer, "IEEE 802.11 ad: directional 60 GHz communication for multi-Gigabit-per-second Wi-Fi," *IEEE Commun. Mag.*, vol. 52, no. 12, pp. 132–141, 2014.
- [14] Y. Ghasempour, C. R. Da Silva, C. Cordeiro, and E. W. Knightly, "IEEE 802.11 ay: Next-generation 60 GHz communication for 100 Gb/s Wi-Fi," *IEEE Commun. Mag.*, vol. 55, no. 12, pp. 186–192, 2017.
- [15] M. S. Chaudhari, S. Majhi, and S. Jain, "Cnn-attention-dnn design for cfo estimation of non-pilot-assisted ofdm system," *IEEE Commun. Lett.*, vol. 27, no. 2, pp. 551–555, 2023.

VIII. BIOGRAPHY SECTION

Xiaoqian Liu (xq-liu21@mails.tsinghua.edu.cn) is a master candidate in electronic engineering, and is currently with the Modern Communication Laboratory at the Shenzhen International Graduate School, Tsinghua University. He received the B.S. degree in communication engineering from Jilin University in 2021. He is currently a intern in Huawei Technologies Co., Ltd. His research interests include Wi-Fi standardization and channel characteristics of underwater wireless optical communications.

Tingwei Chen (tingweichen@link.cuhk.edu.cn) is a master student in communication engineering at The Chinese University of Hong Kong, Shenzhen. He received the B.S. degree in communication engineering from Sun Yat-sen University in 2021. He is currently a intern in Huawei Technologies Co., Ltd and a visiting student at the Shenzhen Research Institute of Big Data. His research interests include Wi-Fi standardization and multimodal machine learning for ubiquitous wireless sensing.

Yuhan Dong (dongyuhan@sz.tsinghua.edu.cn) is with the Shenzhen International Graduate School, Tsinghua University, where he is currently an associate professor and leads the Smart Communication and Computing Group. He received the B.S. and M.S. degrees in electronic engineering from Tsinghua University, Beijing, China, and the Ph.D. degree in electrical engineering from North Carolina State University, Raleigh, NC, USA, in 2002, 2005, and 2009, respectively.

Zhi Mao (maozhi3@huawei.com) received the B.S. degree in communication engineering from the Changchun University of Science and Technology, Changchun, Jilin, China, in 2017, and the Ph.D. degree from the College of Communication Engineering, Jilin University, Changchun, in 2022. His current research interests include resource allocation and network optimization in 802.11 PHY protocol design.

Ming Gan (ming.gan@huawei.com) received the Ph.D degree from University of Science and Technology of China, Hefei, China, in 2014. From September 2012 to September 2013, he was a visiting Ph.D student in Northwestern University, Evanston, IL, USA. He is currently a senior principal engineer in Huawei Technologies Co., Ltd. His research interests includes network coding, compressed sensing, optimization theory, internet of things and Wi-Fi. He is a Voting Member of the IEEE 802.11 Standard Association Working Group. He is an active contributor to 802.11bn (Wi-Fi 8), 802.11be (Wi-Fi 7), 802.11ax (Wi-Fi 6), 802.11ba, full duplex and AI/ML, and is currently serving as the Vice Chair of IEEE 802.11 AIML TIG.

Xun Yang (david.yangxun@huawei.com) received the B.S. and Ph.D. degrees in electronic engineering from Beijing University of Posts and Telecommunications, Beijing, China, in 2003 and 2008, respectively. He is currently a Distinguished Engineer with Huawei Technologies, Company Ltd., Shenzhen, China. His current research interests include random access, coexistence, machine learning, sensing, and ranging in wireless networks. Dr. Yang has participated in IEEE 802 standardization activities since 2010. He was the Secretary of IEEE 802.11ac, the Physical-Layer Ad Hoc Co-Chair of IEEE 802.11ah, and the multiuser Ad Hoc Co-Chair of IEEE 802.11ax. He is currently the Vice Chair of IEEE 802.15.4ab.

Jianmin Lu (lujianmin@huawei.com) joined the Huawei Technologies in 1999. During the last two decades, he conducted various researches on wireless communications, especially on physic layer and MAC layer and developed 3G, 4G, and 5G products. He is currently an Executive Director of Huawei Wireless Technology Laboratory. He received more than 50 patents during the research. He was deeply involved in 3GPP2 (EVDO/UMB), WiMAX/802.16m, and 3GPP (LTE/NR) standardization and contributed several key technologies, such as flexible radio frame structure, radio resource management, and MIMO. His current research interests include the area of signal processing, protocol, and networking for the next generation wireless communication.