

# Objective Bayesian analysis for the generalized exponential distribution

Aojun Li and Keying Ye and Min Wang\*

Department of Management Science and Statistics, The University of Texas, San Antonio, TX

## Abstract

In this paper, we consider objective Bayesian inference of the generalized exponential distribution using the independence Jeffreys prior and validate the propriety of the posterior distribution under a family of structured priors. We propose an efficient sampling algorithm via the generalized ratio-of-uniforms method to draw samples for making posterior inference. We carry out simulation studies to assess the finite-sample performance of the proposed Bayesian approach. Finally, a real-data application is provided for illustrative purposes.

**Keywords:** Bayesian inference; Independence Jeffreys prior; posterior propriety; ratio-of-uniforms method

## 1 Introduction

A random variable  $X$  is said to follow a two-parameter generalized exponential (GE) distribution if its cumulative distribution function (CDF) is given by

$$F(x; \alpha, \lambda) = (1 - e^{-\lambda x})^\alpha, \quad x > 0, \quad (1)$$

where  $\alpha > 0$  is a shape parameter and  $\lambda > 0$  is a scale parameter. The corresponding probability density function (PDF) has the following form

$$f(x; \alpha, \lambda) = \alpha \lambda (1 - e^{-\lambda x})^{\alpha-1} e^{-\lambda x}, \quad x > 0. \quad (2)$$

---

\*Corresponding author. min.wang3@utsa.edu (Min Wang).

The GE distribution was introduced by Gupta and Kundu (1999) as an alternative to the gamma and Weibull distributions for analyzing skewed data. Since then, statistical inference for the GE distribution has received much attention from Bayesian and frequentist perspectives; see, for example, Jaheen (2004), Raqab and Madi (2005), Gupta and Kundu (2007), and Kundu and Gupta (2008). Nadarajah (2011) provided a comprehensive review of the developments and appealing properties of the GE distribution.

Bayesian analysis of the GE distribution has been primarily conducted under weakly informative priors, such as the gamma distribution. However, in the absence of prior knowledge, it is natural to employ noninformative priors for the unknown parameters, as demonstrated by Moala et al. (2012), Achcar et al. (2015), and Naqash et al. (2016). Special attention needs to be paid for the propriety of the posterior distribution under these priors, given that they are usually improper and may result in improper posterior distributions, making statistical inference invalid. For instance, Moala et al. (2012) demonstrated that an improper maximal-data-information prior for the GE parameters resulted in an improper posterior distribution.

Therefore, this paper revisits the commonly used noninformative prior structure to reflect prior ignorance, the independence Jeffreys prior, for the GE distributional parameters. We provide a theoretical investigation of the propriety of the posterior distribution of  $(\alpha, \lambda)$  under the vague prior  $\pi_p(\alpha, \lambda) = 1/(\alpha^a \lambda^b)$  for  $a \in \mathbb{R}$  and  $b \in \mathbb{R}$ . We show that the resulting joint posterior distributions of the two parameters is proper for any  $a \geq 1$  and  $b \leq 1$ . We then propose a generalized ratio-of-uniforms method to draw samples for making posterior inference. Unlike traditional Markov chain Monte Carlo methods, the proposed algorithm generates independent posterior samples and does not require any burn-in period, since no starting values are required.

The remainder of this paper is organized as follows. In Section 2, we derive the independence Jeffreys prior and study the propriety of the posterior distributions under a family of vague priors. In Section 3, we adopt the generalized ratio-of-uniforms method to draw samples for making posterior inference. In Section 4, we compare methods for estimating the unknown model parameters through simulations. In Section 5, we provide a real-data application for illustrative purposes. Finally, we conclude with remarks in Section 6, and the proof of the main result is deferred to the Appendix.

## 2 Bayesian estimation

In a Bayesian paradigm, one of the most commonly used noninformative priors is the independence Jeffreys prior (Jeffreys, 1961), which can be constructed as the product of Jeffreys prior for each unknown parameter, while treating other parameters to be fixed. Recall from Nadarajah (2011) that a simpler form of the Fisher information of the parameters  $(\alpha, \lambda)$  can be written as

$$I(\alpha, \lambda) = \begin{bmatrix} \frac{n}{\alpha^2} & \frac{n\{\psi(2)-\psi(\alpha+1)\}}{\lambda(\alpha-1)} \\ \frac{n\{\psi(2)-\psi(\alpha+1)\}}{\lambda(\alpha-1)} & \frac{n}{\lambda^2} + \frac{n\alpha\{\pi^2-6\psi'(\alpha)-12C-12\psi(\alpha)+6C^2+12C\psi(\alpha)+6\psi^2(\alpha)\}}{6\lambda^2(\alpha-2)} \end{bmatrix},$$

for  $\alpha > 0$ ,  $\alpha \neq 1, 2$ , where  $C$  is the Euler's constant,  $\psi$  denotes the digamma function.

The independence Jeffreys prior for  $(\alpha, \lambda)$  is given by

$$\pi_{IJ}(\alpha, \lambda) \propto \pi_{IJ}(\alpha)\pi_{IJ}(\lambda) \propto \frac{1}{\alpha\lambda}. \quad (3)$$

In this paper, we consider the propriety of the posterior distribution under a family of vague priors for  $(\alpha, \lambda)$  given by

$$\pi_p(\alpha, \lambda) \propto \frac{1}{\alpha^a \lambda^b}, \quad a, b \in \mathbb{R}, \quad (4)$$

which can be applied in a more general setting. The resulting joint posterior density function of  $\alpha$  and  $\lambda$  under the prior in (4) is given by

$$\pi(\alpha, \lambda \mid \mathbf{X}) \propto \alpha^{n-a} \lambda^{n-b} \prod_{i=1}^n (1 - e^{-\lambda x_i})^{\alpha-1} e^{-\lambda \sum_{i=1}^n x_i}. \quad (5)$$

In what follows, we show that the prior in (4) results in a proper posterior distribution under mild conditions and defer its proof to the appendix.

**Theorem 2.1.** For sample size  $n > a - 1$ , the joint posterior distribution of  $(\alpha, \lambda)$  under the prior  $\pi_p(\alpha, \lambda) = 1/(\alpha^a \lambda^b)$  is proper if  $a \geq 1$  and  $b \leq 1$ .

Note that the independence Jeffreys prior is one of the priors in Theorem 2.1 having proper posterior with  $a = 1$  and  $b = 1$ .

### 3 The generalized ratio-of-uniforms method

We observe from the joint posterior distribution in (5) that the conditional posterior density of  $\alpha$  given  $\lambda$  and the data is

$$\pi(\alpha \mid \lambda, \mathbf{X}) \sim \text{Gamma} \left( n - a + 1, - \sum_{i=1}^n \ln(1 - e^{-\lambda x_i}) \right), \quad (6)$$

and that the marginal posterior density function of  $\lambda$  given the data is

$$\pi(\lambda \mid \mathbf{X}) = \lambda^{n-b} e^{-\lambda \sum_{i=1}^n x_i} \prod_{i=1}^n (1 - e^{-\lambda x_i})^{-1} \frac{\Gamma(n - a + 1)}{\{-\sum_{i=1}^n \ln(1 - e^{-\lambda x_i})\}^{n-a+1}}. \quad (7)$$

Note that sampling from (6) can be easily performed in R software, whereas sampling from (7) may be challenging as it is not tractable analytically. We adopt the ratio-of-uniforms method (Wakefield et al., 1991) to generate independent posterior samples for making statistical inference as follows. We suppose that a pair of random variable  $(u, v)$  is uniformly distributed over the region

$$C(r) = \left[ (u, v) : 0 < u \leq \{\pi(\lambda \mid \mathbf{X})\}^{\frac{1}{r+1}} \right],$$

where  $r \geq 0$  is a constant,  $\pi(\lambda \mid \mathbf{X})$  is given by (7), and  $\lambda = v/u^r$  has probability density function  $\pi(\lambda \mid \mathbf{X}) / \int \pi(\lambda \mid \mathbf{X}) d\lambda$ . To simulate random samples within  $C(r)$ , we develop a bounding rectangle  $[0, a(r)] \times [b^-(r), b^+(r)]$ , with the conditions that the following endpoints of the intervals are bounded, such that

$$a(r) = \sup_{\lambda > 0} \left[ \{\pi(\lambda \mid \mathbf{X})\}^{\frac{1}{r+1}} \right], \quad b^-(r) = \inf_{\lambda > 0} \left[ \lambda \{\pi(\lambda \mid \mathbf{X})\}^{\frac{r}{r+1}} \right], \quad b^+(r) = \sup_{\lambda > 0} \left[ \lambda \{\pi(\lambda \mid \mathbf{X})\}^{\frac{r}{r+1}} \right].$$

When  $\lambda \rightarrow \infty$ , we can use L'Hospital's rule to show that  $\pi(\lambda \mid \mathbf{X})$  is bounded and that  $\lambda \{\pi(\lambda \mid \mathbf{X})\}^{\frac{r}{r+1}} = \{\lambda^{\frac{r+1}{r}} \pi(\lambda \mid \mathbf{X})\}^{\frac{r}{r+1}}$  is bounded. When  $\lambda \rightarrow 0$ , we note that  $\pi(\lambda \mid \mathbf{X})$  tends to infinity (e.g.,  $b = 1$ ). To avoid this problem, we consider a transformation of variable,  $Z = g(\lambda) = \ln \lambda$ , such that  $p(z \mid \mathbf{X}) = \pi\{g^{-1}(z) \mid \mathbf{X}\} \left| \frac{d}{dz} g^{-1}(z) \right| = \pi(e^z \mid \mathbf{X}) e^z$  is bounded at  $\lambda \rightarrow 0$ . Hence, when  $\lambda \rightarrow 0$ , we first simulate random samples  $\{z^{(1)}, \dots, z^{(M)}\}$  from  $p(z \mid \mathbf{X})$  and then convert into samples from  $\pi(\lambda \mid \mathbf{X})$  by inverting the transformation (i.e.,  $\{\lambda^{(1)}, \dots, \lambda^{(M)}\} = \{g^{-1}(z^{(1)}), \dots, g^{-1}(z^{(M)})\}$ ).

As a result of the above,  $b^-(r) = 0$ ,  $a(r)$  and  $b^+(r)$  are either bounded or bounded via a transformation. Thus, we summarize the generalized ratio-of-uniforms method for posterior sampling in Algorithm 1.

---

**Algorithm 1:** The generalized ratio-of-uniforms method

---

**Data:** Read data;

**Input :** Set  $r$  and the number of sample  $M$  to be generated;

**Output :** A sequence of samples  $(\alpha^{(1)}, \lambda^{(1)}), \dots, (\alpha^{(M)}, \lambda^{(M)})$ .

Compute  $a(r) = \sup_{\lambda > 0} [\{\pi(\lambda | \mathbf{X})\}^{\frac{1}{r+1}}]$  and  $b^+(r) = \sup_{\lambda > 0} [\lambda \{\pi(\lambda | \mathbf{X})\}^{\frac{r}{r+1}}]$ ;

**for**  $k \leftarrow 1$  **to**  $M$  **do**

    Simulate  $U \sim \text{Uniform}(0, a(r))$ ,  $V \sim \text{Uniform}(0, b^+(r))$ , and compute  $\rho = V/U^r$ ;

**while**  $U > \{\pi(\rho | \mathbf{X})\}^{1/(r+1)}$  **do**

$U \sim \text{Uniform}(0, a(r))$ ;

$V \sim \text{Uniform}(0, b^+(r))$ ;

$\rho = V/U^r$ ;

**end**

$\lambda^{(k)} = \rho$ ;

    Simulate  $\alpha^{(k)} \sim \text{Gamma}\left(n - a + 1, -\sum_{i=1}^n \ln(1 - e^{-\lambda^{(k)} x_i})\right)$ .

**end**

---

## 4 Simulation studies

We carry out simulations to compare the finite sample performance of Bayesian estimation and maximum likelihood estimation (MLE) in estimating the parameters of the GE distribution. We generate the GE random variables of size  $n = (10, 15, \dots, 100)$  with various combinations of  $\alpha = (0.5, 1, 2)$  and  $\lambda = (0.5, 1, 2)$ , and for each combination of  $(n, \alpha, \lambda)$ , we run  $N = 200$  replications. To reflect the absence of prior knowledge, we use the independence Jeffreys prior ( $a = 1, b = 1$ ) for Bayesian inference and employ Algorithm 1 to draw  $M = 10,000$  samples for making the posterior inference. We obtain the MLEs of the parameters by maximizing the profile log-likelihood function; see, for example, Gupta and Kundu (2002).

To compare the performance of the two estimators, we consider the scaled bias (SBias) and the scaled root mean squared error (SRMSE) given by

$$\text{SBias} = \frac{E(\hat{\theta}) - \theta}{\theta} \quad \text{and} \quad \text{SRMSE} = \frac{\sqrt{\text{MSE}(\hat{\theta})}}{\theta},$$

where  $\hat{\theta} = \sum_{n=1}^N \hat{\theta}^{(j)} / N$  and  $\hat{\theta}^{(j)}$  is an estimate of  $\theta$  for the  $j$ th replication,  $j = 1, \dots, N$ . Numerical results with  $\lambda = 1$  are depicted in Figures 1 and 2. Several conclusions can be drawn as follows.

- (i) We observe that, for small sample sizes (e.g.,  $n < 30$ ), the Bayesian approach has better SBias and SRMSE results (closer to zero) as compared to the MLE method.
- (ii) For large sample sizes (e.g.,  $n \geq 30$ ), the SBias and SRMSE for both approaches converge to the same value as  $n$  increases.
- (iii) The Bayesian approach is recommended for making inferences on the parameters of the GE distribution, especially when sample sizes are small.

Figure 1: SBias and SRMSE for  $\alpha$  using the Bayes (solid line) and MLE (dashed line) estimators when  $a = 1, b = 1, \alpha = (0.5, 1, 2), \lambda = 1$

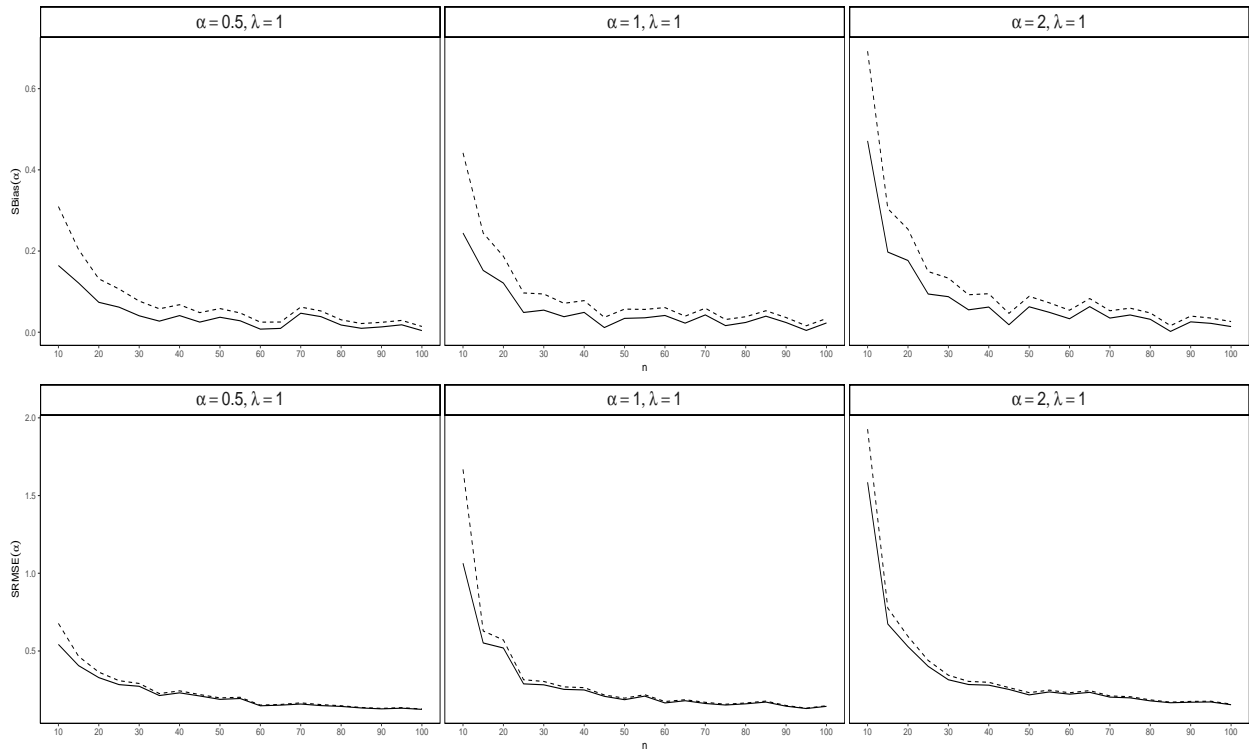
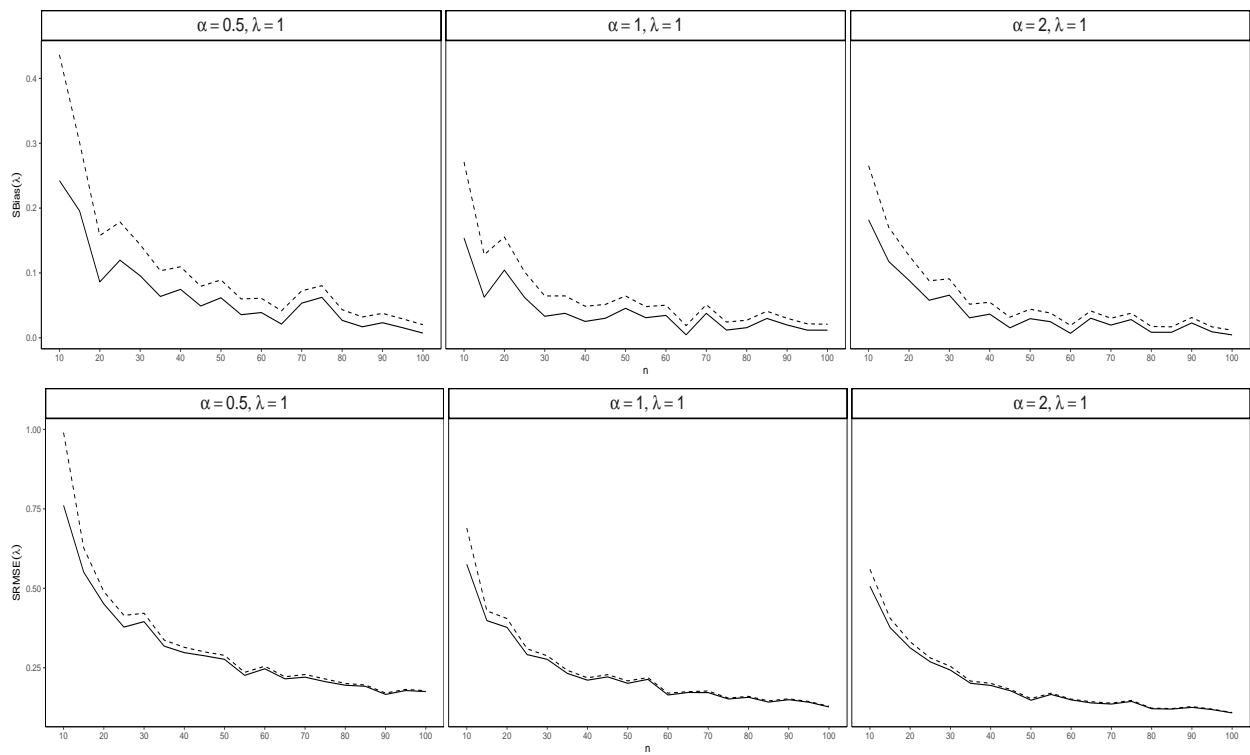


Figure 2: SBias and SRMSE for  $\lambda$  using the Bayes (solid line) and MLE (dashed line) estimators when  $a = 1$ ,  $b = 1$ ,  $\alpha = (0.5, 1, 2)$ ,  $\lambda = 1$



## 5 A real-data application

We consider a real data set from Lawless (1982) to illustrate the practical use of the proposed approach. The deep groove ball bearings dataset is a collection of endurance test results for 23 ball bearings, measuring the number of million revolutions before failure. The data is given in Table ???. It can be seen from the histogram in Figure 5 that the distribution is right skewed.

Table 1: A real data set from Lawless (1982)

17.88	28.92	33.00	41.52	42.12	45.60	48.40	51.84	51.96	54.12	55.56	67.80
68.64	68.64	68.88	84.12	93.12	98.64	105.12	105.84	127.92	128.04	173.40	

The parameters are estimated using the independence Jeffreys prior ( $a = 1, b = 1$ ) and model diagnostics are included in Figures 3 and 4. The trace plots and density plots of the marginal posterior samples suggest that the chain is mixing well and has reached convergence. This observation is supported by the z-scores,  $-0.8674$  and  $-1.493$  for  $\alpha$  and  $\lambda$ , from the Geweke’s convergence diagnostic (i.e.,  $|Z| < 1.96$ ). The auto-correlation function (ACF) plots show no correlation between the posterior samples for  $\alpha$  and  $\lambda$ .

Table ??? shows the Bayes and MLE estimates of the parameters  $\alpha$  and  $\lambda$ . Kolmogorov-Smirnov (K-S) statistics and p-value are calculated to compare the empirical distribution and the fitted GE distribution with the estimated parameters. Furthermore, a histogram of the data with the fitted densities (Figure 5) are included to visualize the fitness of the models. Based on the results, the GE distribution estimated using the independence Jeffreys prior is a good fit for the empirical distribution.

Table 2: Estimation of the GE parameters for the data from Lawless (1982).

Method	$\hat{\alpha}$	$\hat{\lambda}$	K-S	p-value
Bayes	5.0219	0.0317	0.10432	0.9416
MLE	5.2783	0.0322	0.10588	0.9349



Figure 3: Trace and density plots of the marginal posterior samples

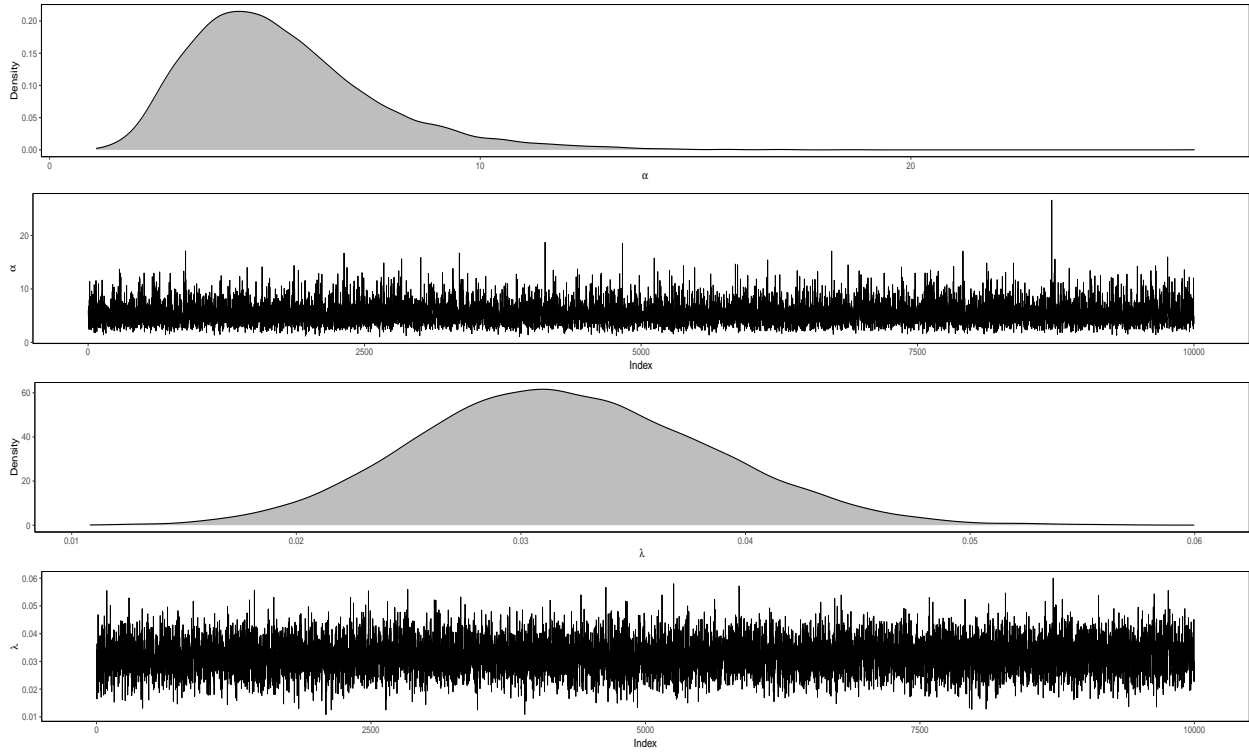


Figure 4: ACF plots of the marginal posterior samples

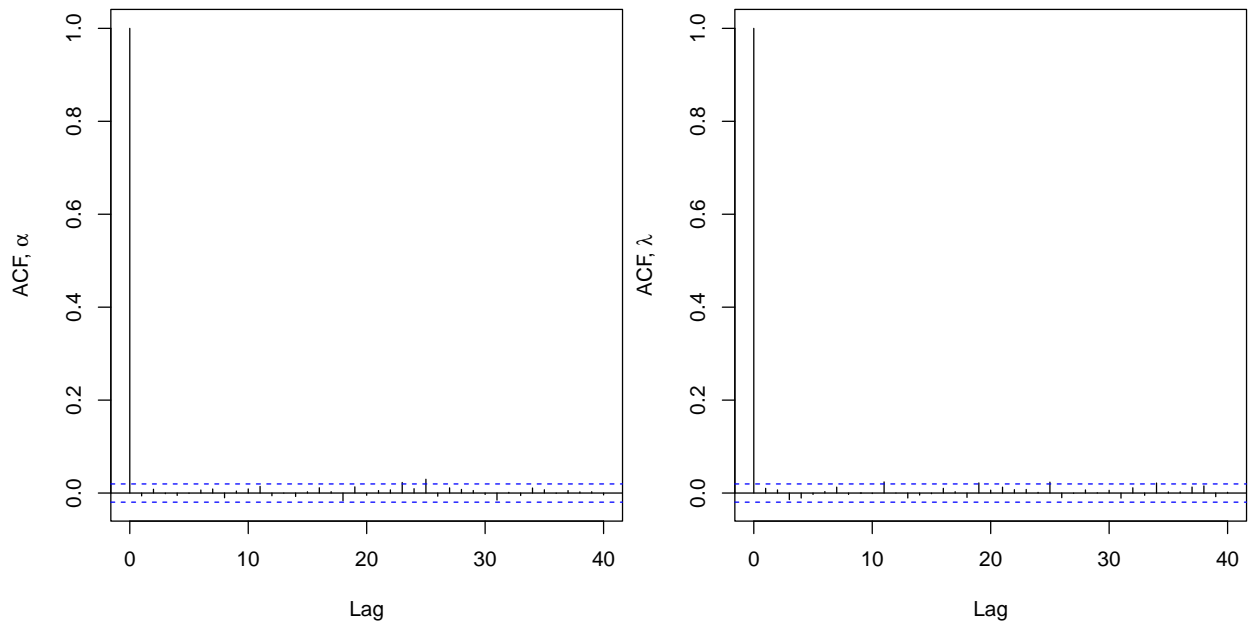
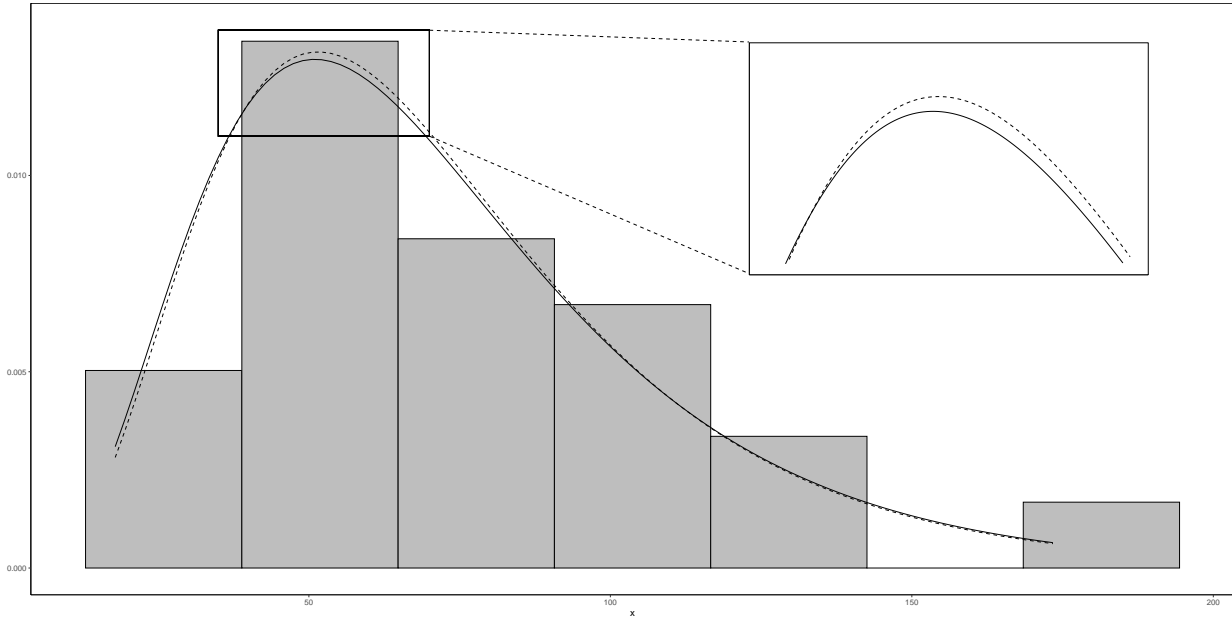


Figure 5: Histogram with fitted densities using the Bayes (solid line) and MLE (dashed line) estimators



## 6 Concluding remarks

In this paper, we have studied Bayesian inference for the GE distribution under a family of vague priors in (4) and validated the propriety for the posterior distribution of the parameters  $a \geq 1$  and  $b \leq 1$ . We have also proposed a generalized ratio-of-uniforms method for generating posterior samples for making statistical inference. It is worth mentioning that the proposed algorithm not only generates independent samples from the posterior distribution, but also is independent of starting values. Numerical results from both simulations and a real-data application showed that the Bayesian approach outperformed the MLE in terms of SBias and SRMSE, especially when the sample size is small or moderate. In summary, we have a preference for the Bayes estimators as an alternative to the MLE for the parameters of the GE distribution in practical applications.

## 7 Appendix

**Proof of Theorem 2.1:** We first introduce the following two important lemmas that play key roles in validating the propriety of Equation (7).

**Lemma A1.1.** If  $x > 0$ , then  $x - \frac{1}{2}x^2 < 1 - e^{-x} < x$ .

*Proof.* Let  $g(x) = 1 - e^{-x} - x + \frac{1}{2}x^2$ . It can be easily shown that

$$g'(x) = e^{-x} - 1 + x, \text{ and } g''(x) = 1 - e^{-x}. \quad (\text{A1})$$

From the second equation in (A1), we see that  $g''(x) > 0$  for  $x > 0$ . Hence  $g'(x)$  is an increasing function in  $x$ , and  $e^{-x} - 1 + x = g'(x) > g'(0) = 0$  for  $x > 0$ . On the other hand,  $g'(x) > 0$  for  $x > 0$  implies that  $g(x) > g(0) = 0$  for  $x > 0$ . We thus proved the lemma.  $\square$

**Lemma A1.2.** For a positive integer  $n \geq 2$ , suppose  $a \geq 1$ ,  $n - a + 1 > 0$ ,  $x_i > 0$  for  $i = 1, \dots, n$ , and not all  $x_i$ 's are equal. There exists at least one  $i$ , such that

$$\frac{\sum_{j=1}^n x_j - \delta}{n - a + 1} - x_i > 0,$$

where  $\delta > 0$  is a constant only depends on  $\mathbf{X} = (x_1, \dots, x_n)'$ .

*Proof.* Since not all  $x_i$ 's are equal, we know there exists at least one  $i$  such that  $\bar{x} - x_i > 0$ .

Now

$$\frac{\sum_{j=1}^n x_j}{n - a + 1} = \frac{n}{n - a + 1} \bar{x} > \bar{x}, \text{ due to } a \geq 1.$$

Hence, there exists an  $\eta > 0$  such that

$$\frac{\sum_{j=1}^n x_j}{n - a + 1} - x_i > \eta.$$

Let  $\delta = \eta(n - a + 1)$ . The result is immediate.  $\square$

We now provide the proof of Theorem 2.1 as follows.

*Proof.* To prove the propriety of the marginal posterior distribution of  $\lambda$  in (7), we only need to prove that the density is integrable both when either  $\lambda \rightarrow 0$  or  $\lambda \rightarrow \infty$ .

First let's consider the case when  $\lambda \rightarrow \infty$ . Equation (7) can be written as

$$\pi(\lambda | \mathbf{X}) = \lambda^{n-b} e^{-\lambda \delta} \prod_{i=1}^n (1 - e^{-\lambda x_i})^{-1} \Gamma(n - a + 1) \left\{ \frac{e^{-\lambda \frac{\sum_{j=1}^n x_j - \delta}{n - a + 1}}}{-\sum_{i=1}^n \ln(1 - e^{-\lambda x_i})} \right\}^{n-a+1}. \quad (\text{A2})$$

The first two terms in (A2) is a gamma density kernel and hence they are integrable at  $\lambda \rightarrow \infty$ . The third and fourth terms are bounded near infinity. Hence we only need to check

the ratio inside the brackets of the last term. It can be easily seen that both the numerator and denominator go to zeroes when  $\lambda \rightarrow \infty$ . Hence we use L'Hospital's rule to derive the following

$$\begin{aligned} \lim_{\lambda \rightarrow \infty} \left\{ \frac{e^{-\lambda \frac{\sum_{j=1}^n x_j - \delta}{n-a+1}}}{-\sum_{i=1}^n \ln(1 - e^{-\lambda x_i})} \right\} &= \lim_{\lambda \rightarrow \infty} \left\{ \frac{-\frac{\sum_{j=1}^n x_j - \delta}{n-a+1} e^{-\lambda \frac{\sum_{j=1}^n x_j - \delta}{n-a+1}}}{-\sum_{i=1}^n \frac{x_i e^{-\lambda x_i}}{1 - e^{-\lambda x_i}}} \right\} \\ &= \frac{\sum_{j=1}^n x_j - \delta}{n-a+1} \lim_{\lambda \rightarrow \infty} \left\{ \sum_{i=1}^n \frac{x_i}{1 - e^{-\lambda x_i}} e^{\lambda \left( \frac{\sum_{j=1}^n x_j - \delta}{n-a+1} - x_i \right)} \right\}^{-1}. \end{aligned}$$

Using Lemma A1.2 we know that there exists at least one  $i$  such that  $\frac{\sum_{j=1}^n x_j - \delta}{n-a+1} - x_i > 0$  for the exponential terms in the last line of the above equation, which implies that the limit tends to 0 as  $\lambda \rightarrow \infty$ .

To show that the marginal posterior distribution of  $\lambda$  is integrable near 0, we consider the following. Using Lemma A1.1, we know  $x - \frac{1}{2}x^2 < 1 - e^{-x} < x$  for any  $x > 0$ . Therefore, it follows that

$$-\ln(1 - e^{-\lambda x_i}) > \ln(\lambda x_i), \text{ and } 1 - e^{-\lambda x_i} > \lambda \left( x_i - \frac{\lambda x_i^2}{2} \right).$$

Now applying these inequalities into (7), we have

$$\pi(\lambda | \mathbf{X}) < \lambda^{-b} e^{-\lambda \sum_{i=1}^n x_i} \prod_{i=1}^n \left( x_i - \frac{\lambda x_i^2}{2} \right)^{-1} \frac{\Gamma(n-a+1)}{\left\{ -n \ln(\lambda) - \sum_{i=1}^n \ln(x_i) \right\}^{n-a+1}}. \quad (\text{A3})$$

All terms, except  $\lambda^{-b}$ , in (A3) are bounded when  $\lambda \rightarrow 0$ . Note that the denominator of the last ratio approaches infinity. Hence, when  $b < 1$ , the right-hand side of (A3) is integrable at  $\lambda$  near 0. When  $b = 1$ , we consider the first term and the denominator term in (A3). Since

$$\int \lambda^{-1} \frac{1}{\left\{ -n \ln(\lambda) - \sum_{i=1}^n \ln(x_i) \right\}^{n-a+1}} d\lambda = \frac{1}{n(n-a)} \left\{ -n \ln(\lambda) - \sum_{i=1}^n \ln(x_i) \right\}^{-(n-a)} + C.$$

When  $n > a$ , the above integral is integrable at  $\lambda \rightarrow 0$ . □

## References

- Achcar, J., F. Moala, and J. Boleta. 2015. "Generalized exponential distribution: A Bayesian approach using MCMC methods." *International Journal of Industrial Engineering Computations* 6:1–14.
- Gupta, Rameshwar D. and Debasis Kundu. 1999. "Theory & Methods: Generalized exponential distributions." *Australian & New Zealand Journal of Statistics* 41:173–188.
- Gupta, Rameshwar D. and Debasis Kundu. 2002. "Generalized exponential distributions: Statistical inferences." *Journal of Statistical Theory and Applications* 1:101–118.
- Gupta, Rameshwar D. and Debasis Kundu. 2007. "Generalized exponential distribution: Existing results and some recent developments." *Journal of Statistical Planning and Inference* 137:3537–3547.
- Jaheen, Zeinhum F. 2004. "Empirical Bayes inference for generalized exponential distribution based on records." *Communications in Statistics - Theory and Methods* 33:1851–1861.
- Jeffreys, Harold. 1961. *Theory of Probability*. Clarendon Press, Oxford, third edition.
- Kundu, Debasis and Rameshwar D. Gupta. 2008. "Generalized exponential distribution: Bayesian estimations." *Computational Statistics & Data Analysis* 52:1873–1883.
- Lawless, Jerald F. 1982. *Statistical Models and Methods for Lifetime Data*. Wiley series in probability and mathematical statistics. Applied probability and statistics. New York: Wiley.
- Moala, F., J. Achcar, and V. Tomazella. 2012. "Bayesian estimation of generalized exponential distribution under noninformative priors." *AIP Conference Proceedings* 1490:230–242. Publisher: American Institute of Physics.
- Nadarajah, Saralees. 2011. "The exponentiated exponential distribution: a survey." *AStA Advances in Statistical Analysis* 95:219–251.
- Naqash, Saima, S. P. Ahmad, and Aquil Ahmed. 2016. "Bayesian analysis of generalized exponential distribution." *Journal of Modern Applied Statistical Methods* 15:656–670.

- Raqab, Mohamed and Mohamed Madi. 2005. “Bayesian inference for the generalized exponential distribution.” *Journal of Statistical Computation and Simulation* 75:841–852.
- Wakefield, J. C., A. E. Gelfand, and A. F. M. Smith. 1991. “Efficient generation of random variates via the ratio-of-uniforms method.” *Statistics and Computing* 1:129–133.