

Experimental hierarchy of the nonclassicality of single-qubit states via potentials for entanglement, steering, and Bell nonlocality

JOSEF KADLEC,¹ KAROL BARTKIEWICZ,² ANTONÍN ČERNOCH,³
KAREL LEMR,^{1,*} AND ADAM MIRANOWICZ²

¹*Palacký University in Olomouc, Faculty of Science, Joint Laboratory of Optics of Palacký University and Institute of Physics AS CR, 17. listopadu 12, 771 46 Olomouc, Czech Republic*

²*Institute of Spintronics and Quantum Information, Faculty of Physics, Adam Mickiewicz University, 61-614 Poznań, Poland*

³*Institute of Physics of the Academy of Sciences of the Czech Republic, Joint Laboratory of Optics of Palacký University and Institute of Physics AS CR, 17. listopadu 50a, 772 07 Olomouc, Czech Republic*

**k.lemr@upol.cz*

Abstract: Entanglement potentials are a promising way to quantify the nonclassicality of single-mode states. They are defined by the amount of entanglement (expressed by, e.g., the Wootters concurrence) obtained after mixing the examined single-mode state with a purely classical state; such as the vacuum or a coherent state. We generalize the idea of entanglement potentials to other quantum correlations: the EPR steering and Bell nonlocality, thus enabling us to study mutual hierarchies of these non-classicality potentials. Instead of the usual vacuum and one-photon superposition states, we experimentally test this concept using specially tailored polarization-encoded single-photon states. One polarization encodes a given non-classical single-mode state, while the other serves as the vacuum place-holder. This technique proves to be experimentally more convenient in comparison to the vacuum and a one-photon superposition as it does not require the vacuum detection.

1. Introduction

Nonclassical quantum states play a crucial role in many modern quantum technologies. In particular, single-photon states allow to create a secure communication channel [1, 2]. Entangled photon pairs even permit to develop a protocol for secure communication using untrusted devices [3]. In quantum metrology, one can achieve super-resolution [4, 5], i.e., resolution beyond the wavelength limit, using, for example, highly non-classical NOON states; and recently, squeezed states of light have been used to enhance detection of gravitational waves [6–9] and to show quantum advantage by implementing boson sampling with squeezed states [10, 11].

Given these applications, quantifying the nonclassicality of light is of paramount importance. Over the years, many approaches to classify and quantify nonclassicality have been proposed. In quantum-optical systems, the non-positivity of the Glauber-Sudarshan P function serves as a nonclassicality universal criterion [12, 13]. To quantify nonclassicality, various measures were introduced including the nonclassical depth [14] or the nonclassical distance [15, 16].

In this paper, we use a conceptually different approach towards nonclassicality (NC) quantification based on the so-called NC potentials [17]. The NC potential of a single-mode quantum state is given by the amount of NC correlations (e.g. entanglement) that it is capable of producing upon interacting with a classical state (e.g. the vacuum or a coherent state) as illustrated by a conceptual scheme in Fig. 1. A straightforward example of this concept is a single-photon state mixed on a balanced beam splitter with the vacuum state producing a maximally entangled two-qubit state. This method benefits from a well-established theory for quantifying quantum correlations of bipartite systems to characterize NC of a single-mode system. We start from the entanglement potential of Asbóth *et al.* [18], extending it, following our theoretical work [17],

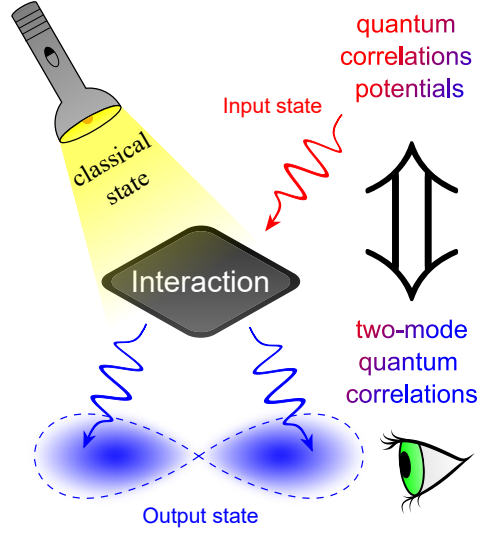


Fig. 1. The conceptual scheme for the quantification of single-mode nonclassicality via the observation of two-mode quantum correlations.

with more NC correlations, namely by EPR steering [19] and Bell nonlocality [20]. This allows us to establish the hierarchy of single-qubit nonclassicalities using the well-known two-qubit NC correlations hierarchy [21]. Note that hierarchies of quantum correlations have been recently analysed in conceptually different quantum systems. These include the hierarchies of spatial correlations of two-qubit states [22–24] and two-mode Gaussian states [25], and the hierarchies of temporal correlations [26–28].

We have constructed an experimental setup on the platform of linear optics, because photons are a suitable test bed. The most typical classical single-mode state would be the vacuum and hence the theoretical framework is usually developed for the so-called vacuum and one-photon superposition (VOPS) states, including both pure and mixed states. The vacuum detection, however, proves experimentally challenging and requires homodyne detection [29]. To avoid this experimental intricacy, we have implemented an alternative method using a polarization encoding of photon pairs. Single-photon states are encoded into the horizontal-polarization mode, while the vertical-polarization mode serves as a place-holder for the vacuum (corresponding to no photon in the horizontal-polarization mode).

To compensate for physically different behavior between vertically polarized photons and the real vacuum state, we have developed a detection setup to reconstruct density matrices by a two-photon coincidence detection. The polarization encoding together with this detection procedure allows us to observe all relevant NC effects in complete analogy to the genuine VOPS states. For detailed description see Sec. 3.

2. Nonclassicality potentials

In this paper, we calculate NC potentials of experimentally generated states from previously estimated output two-mode density matrices. Estimation of density matrices uses a maximum likelihood method as explained in Appendix B.

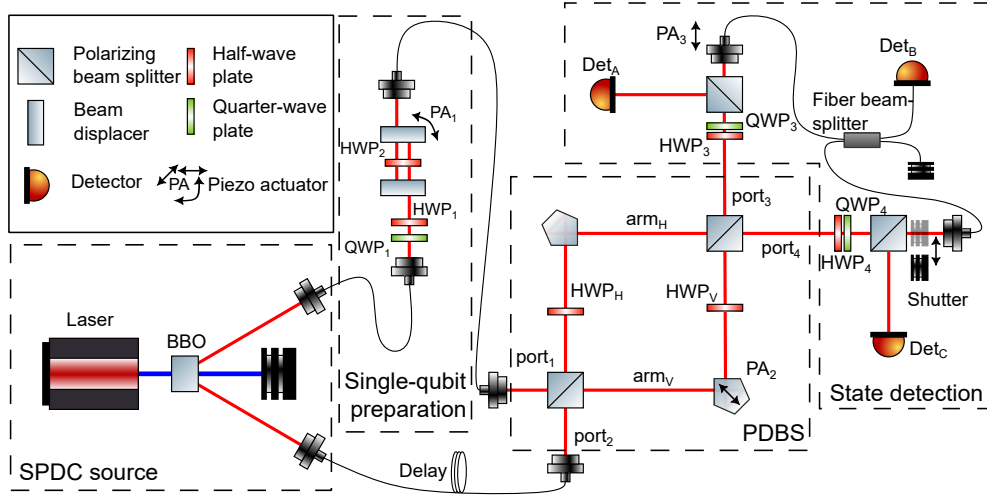


Fig. 2. Scheme of the experimental setup as explained in the text. SPDC denotes spontaneous parametric down conversion, BBO is a beta barium borate (β -BaB₂O₄) crystal and PDBS stands for a polarization dependent beam splitter.

In the first step a single-qubit VOPS state in the form of

$$\sigma(p, y) = \begin{pmatrix} 1-p & y \\ y^* & p \end{pmatrix}, \quad (1)$$

is generated, expressed in the basis of the vacuum $|\text{vac}\rangle$ and the Fock single-photon state $|1\rangle$. Thus, p denotes a single-photon probability, and y is a coherence parameter.

2.1. Perfect beam splitter

The examined state is then mixed with a pure vacuum state on a balanced lossless beam splitter (BS), resulting in a two-qubit state,

$$\rho(p, y) = \begin{pmatrix} 1-p & -\frac{1}{\sqrt{2}}y & \frac{1}{\sqrt{2}}y & 0 \\ -\frac{1}{\sqrt{2}}y^* & \frac{1}{2}p & -\frac{1}{2}p & 0 \\ \frac{1}{\sqrt{2}}y^* & -\frac{1}{2}p & \frac{1}{2}p & 0 \\ 0 & 0 & 0 & 0 \end{pmatrix}. \quad (2)$$

From this matrix one may calculate any type of two-qubit quantum correlation. The state $\sigma(p, y)$ is then attributed NC potentials based on the corresponding quantum correlations observed in $\rho(p, y)$. In the next sections, we focus on the measures of entanglement, EPR steering, and Bell's nonlocality.

As an entanglement measure, we use the Wootters concurrence [30]: by defining a matrix $\tilde{\rho} = \rho(\sigma_2 \otimes \sigma_2)\rho^*(\sigma_2 \otimes \sigma_2)$, where σ_2 is the Pauli Y-matrix, and its eigenvalues (sorted in ascending order), $\lambda_i^2 = \text{eig}(\tilde{\rho})$, the concurrence takes form $C(\rho) = \max(0, \lambda_1 - \lambda_2 - \lambda_3 - \lambda_4)$.

To quantify steering, we use the Costa-Angelo steering measure for a three-measurement scenario [31]. Using the Bloch representation, a general two-qubit state can be expressed as

$$\rho = \frac{1}{4} (I \otimes I + \mathbf{u} \cdot \boldsymbol{\sigma} \otimes I + I \otimes \mathbf{v} \cdot \boldsymbol{\sigma} + \sum_{n,m=1}^3 T_{mn} \sigma_n \otimes \sigma_m), \quad (3)$$

where $\boldsymbol{\sigma} = [\sigma_1, \sigma_2, \sigma_3]$ is a vector of the Pauli matrices and I is 2×2 identity matrix. Then the steering measure takes the form

$$S(\rho) = \max\left(0, \frac{\sqrt{\text{Tr}R} - 1}{\sqrt{3} - 1}\right), \quad (4)$$

where $T = [T_{mn}]$ and $R = T^T T$ are correlation matrices.

To measure the nonlocality we use a similar formula. Bell-nonlocality can be regarded as a Costa-Angelo steering in a two-measure scenario [31], so the value of the corresponding Bell nonlocality measure can be given by formula

$$B(\rho) = \max\left(0, \frac{\sqrt{\text{Tr}R - \min[\text{eig}(R)]} - 1}{\sqrt{2} - 1}\right). \quad (5)$$

Thus, we define NC potentials [17] as

$$\text{CP}[\sigma(p, y)] = \text{C}[\rho(p, y)], \quad (6)$$

$$\text{SP}[\sigma(p, y)] = \text{S}[\rho(p, y)], \quad (7)$$

$$\text{BP}[\sigma(p, y)] = \text{B}[\rho(p, y)], \quad (8)$$

where CP, SP and BP are the concurrence, steering, and Bell nonlocality potentials, respectively.

2.2. Imperfect beam splitter

In typical experimental implementations, due to unavoidable imperfections, the BS cannot be perfectly balanced and the output modes perfectly coherent. Let r and t be the BS reflection and transmission coefficients ($r^2 + t^2 = 1$), respectively. While r and t are in general complex, their phases do not affect the calculated quantities, hence we assume them to be real and non-negative. Parameter w characterizes the output decoherence (where $w = 1$ means a perfect coherence). Then the single-qubit state $\sigma(p, y)$ mixed with the vacuum on such an imperfect BS yields the two-qubit state [17]

$$\rho_{wr}(p, y) = \begin{pmatrix} 1-p & -wry & wty & 0 \\ -\frac{1}{\sqrt{2}}y^* & pr^2 & -pw^2rt & 0 \\ \frac{1}{\sqrt{2}}y^* & -pw^2rt & pt^2 & 0 \\ 0 & 0 & 0 & 0 \end{pmatrix}. \quad (9)$$

In the case of the perfectly balanced ($r = t = 1/\sqrt{2}$) and non-decohering ($w = 1$) BS, this equation reduces to Eq. (2).

Similarly to the ideal case, we define NC potentials for the imperfect BS [17] as

$$\text{CP}_{wr}[\sigma(p, y)] = \text{C}[\rho_{wr}(p, y)], \quad (10)$$

$$\text{SP}_{wr}[\sigma(p, y)] = \text{S}[\rho_{wr}(p, y)], \quad (11)$$

$$\text{BP}_{wr}[\sigma(p, y)] = \text{B}[\rho_{wr}(p, y)]. \quad (12)$$

Table 1. Summary of the experimental results.

State	Concurrence	Steering	Bell nonlocality	Fidelity F_{in}	Fidelity F_{out}
ρ_1	$0.013^{+0.001}_{-0.001}$	0^{+0}_{-0}	0^{+0}_{-0}	$0.954^{+0.005}_{-0.005}$	$0.954^{+0.005}_{-0.005}$
ρ_2	$0.19^{+0.01}_{-0.01}$	$0.038^{+0.001}_{-0.038}$	$0.027^{+0.001}_{-0.027}$	$0.970^{+0.005}_{-0.018}$	$0.955^{+0.005}_{-0.016}$
ρ_3	$0.43^{+0.02}_{-0.02}$	$0.07^{+0.09}_{-0.07}$	$0^{+0.11}_{-0}$	$0.91^{+0.04}_{-0.06}$	$0.89^{+0.04}_{-0.07}$
ρ_4	$0.47^{+0.02}_{-0.02}$	0^{+0}_{-0}	0^{+0}_{-0}	$0.995^{+0.003}_{-0.018}$	$0.965^{+0.007}_{-0.013}$
ρ_5	$0.48^{+0.01}_{-0.01}$	$0.14^{+0.04}_{-0.05}$	$0.04^{+0.05}_{-0.04}$	$0.93^{+0.02}_{-0.03}$	$0.89^{+0.02}_{-0.02}$
ρ_6	$0.52^{+0.01}_{-0.01}$	$0.22^{+0.02}_{-0.09}$	$0.17^{+0.02}_{-0.11}$	$0.93^{+0.01}_{-0.05}$	$0.90^{+0.01}_{-0.05}$
ρ_7	$0.58^{+0.01}_{-0.01}$	$0.34^{+0.03}_{-0.03}$	$0.26^{+0.05}_{-0.03}$	$0.95^{+0.01}_{-0.01}$	$0.92^{+0.01}_{-0.01}$
ρ_8	$0.68^{+0.02}_{-0.01}$	$0.26^{+0.07}_{-0.06}$	$0.11^{+0.09}_{-0.06}$	$0.992^{+0.003}_{-0.010}$	$0.90^{+0.03}_{-0.03}$
ρ_9	$0.70^{+0.01}_{-0.01}$	$0.53^{+0.02}_{-0.03}$	$0.47^{+0.04}_{-0.06}$	$0.966^{+0.005}_{-0.015}$	$0.920^{+0.008}_{-0.014}$
ρ_{10}	$0.85^{+0.01}_{-0.01}$	$0.74^{+0.04}_{-0.05}$	$0.68^{+0.07}_{-0.05}$	$0.996^{+0.002}_{-0.057}$	$0.94^{+0.02}_{-0.04}$

3. Experimental setup

The experimental setup is constructed on the platform of linear optics (see Fig. 2). Pairs of photons in a separable state are generated using type-I spontaneous parametric down conversion (SPDC). All measured results are post-selected on the coincidence detection of both generated photons. As mentioned in the Introduction, our experimental implementation avoids the problem of the vacuum detection. Instead of encoding qubits into the vacuum ($|\text{vac}\rangle$) and Fock ($|1\rangle$) states, we use vertical ($|V\rangle$) and horizontal ($|H\rangle$) polarization of photons, respectively. One can think of the vertical polarization as a sort of place-holder or a witness for the vacuum in the horizontal mode. Obviously, the vacuum and the vertically polarized photon behave quite differently on a beam splitter. As explained below, our detection procedure allows us to mitigate these differences.

The first photon in a generated pair is guided into the “single-qubit preparation” stage via an optical fiber (all optical fibers are single mode and most of them are equipped with polarization controllers, that are not depicted in the scheme). There, any pure qubit state is encoded into the photon polarization state using a set of motorized half-wave and quarter-wave plates. Subsequently, the pure qubit state is dephased to any degree using two beam displacers with a half-wave plate (HWP_2) in between rotated to 45° (all wave-plate rotations are expressed in relation to the horizontal-polarization direction). One beam displacer is mounted on a piezo actuator. Voltage is applied to this piezo actuator (PA_1) in such a way that either the identity operation or a phase flip is imposed to the qubit state. The degree of dephasing is proportional to the probability ratio between these two actions. This produces a qubit state in the form of Eq. (1).

Next, the qubit is guided via another fiber into one input port of a tunable polarization-dependent beam splitter (PDBS). The second photon in a generated pair is guided directly from the SPDC source using an optical fiber into the second input port of the PDBS. The second photon is fixed to the vertical polarization to play the role of the vacuum, considered here as a purely classical state.

The PDBS is implemented by means of a Mach-Zehnder interferometer consisting of two polarizing beam splitters with a motorized half-wave plate ($\text{HWP}_{\text{H,V}}$) in each arm. The horizontally (vertically) polarized components of both photons meet in the interferometer arm labeled arm_H (arm_V), considering a bit flip operation on the first photon by HWP_2 rotated by 45° . The splitting ratio $R_{\text{H,V}} = \sin^2(2\theta_{\text{H,V}})$ for the H and V modes (polarizations) is tuned by the motorized half-wave plates HWP_H and HWP_V rotated by appropriate angles $\theta_{\text{H,V}}$. To reverse

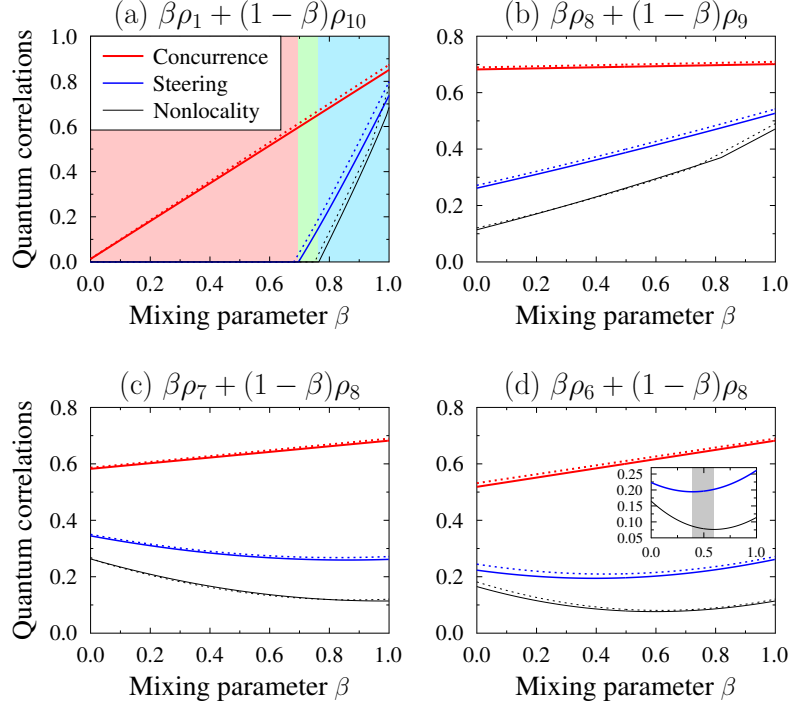


Fig. 3. Hierarchy of the quantum correlations described by the measures of entanglement, $C[\rho(\beta)]$, EPR steering, $S[\rho(\beta)]$, and Bell nonlocality, $B[\rho(\beta)]$, for the states $\rho(\beta) = \beta\rho_i + (1-\beta)\rho_j$, generated by numerically interpolating between chosen pairs of experimental states ρ_i and ρ_j . Solid curves depict interpolations between the experimental states while dotted curves correspond to the interpolations between the fitted states. In all cases the curves are ordered from top to bottom: the concurrence, steering, and Bell nonlocality potentials.

the initial bit-flip operation on the first photon, another bit-flip operation is implemented in the output port₃ simply by biasing the rotation of HWP₃ by 45°. Note that HWP₃ is used for both aforementioned transformation and also in our state analysis.

A specially designed detection apparatus is used for our output-state analysis. It consists of a motorized half and quarter-wave plates and a polarizing beam splitter in each output port of the interferometer. A fiber beam splitter, a shutter, and a piezo actuator are connected as depicted, to measure coherence terms across the output arms. Three detectors are placed at the end of the setup. Events corresponding to two of these detectors clicking simultaneously are registered using a coincidence logic. This detection apparatus allows us to reconstruct the entire output density matrix ρ_{out} , as prescribed in Eq. (15). Due to unavoidable experimental imperfections, ρ_{out} does not have the form of $\rho_{\text{wr}}(p, y)$ from Eq. (9), nevertheless the closest state of such form has the Bures distance [32] typically lower than 0.01. See Appendix A for a more detailed description of the measurement procedure.

4. Experimental results

We used the experimental setup to generate a number of different single-photon states. Subsequently we applied the procedure mentioned in Appendix B to estimate for each state its density matrix ρ_i ($i = 1, 2, \dots, 10$), from which we computed the three nonclassicality measures:

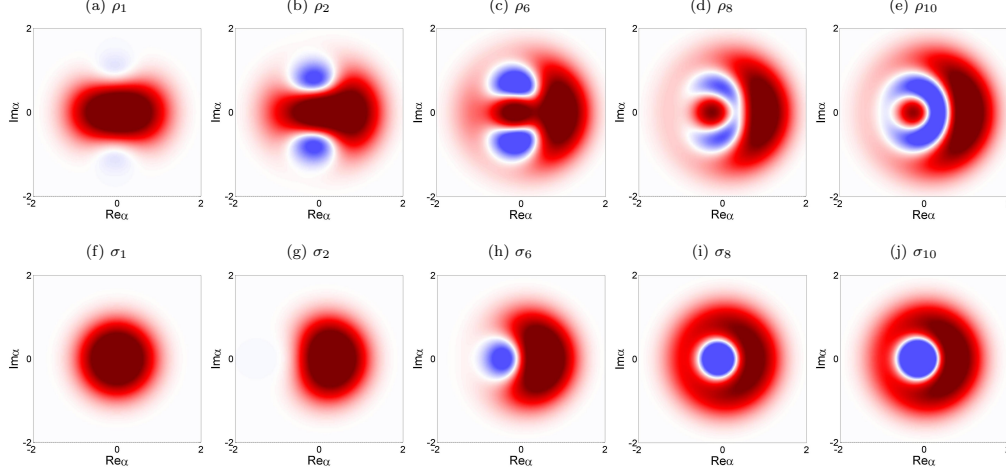


Fig. 4. Wigner functions: $W^{(2)}(\alpha)$ for chosen experimental two-qubit states ρ_i ($i = 1, 2, 6, 8, 10$) being treated formally as qutrit states (in row 1), and $W^{(1)}(\alpha)$ for the corresponding single-qubit states σ_i (in row 2). The theoretical qubit states σ_i result in the qutrit states ρ'_i , which are the closest to ρ_i . The darker red, the larger positive values of the Wigner functions; while the darker blue, the larger their negative values. The negative regions (marked by blue) of the Wigner functions show clearly the nonclassicality of the represented states. Note that σ_1 and σ_2 are nonclassical, although their Wigner function appear nonnegative (considering margins of experimental noise).

(a) the concurrence potential (b) the steering potential in a three-measurement scenario and (c) the Bell nonlocality potential. All of their values are given in Table 1. To verify that the setup operates as expected, two fidelities ($F(\rho_A, \rho_B) = [\text{Tr} \sqrt{\rho_A \rho_B \sqrt{\rho_A}}]^2$) were calculated for every generated state. The fidelity labelled $F_{\text{out}} = F[\rho_i, \rho_{\text{th}}]$ describes the overlap between the estimated output state density matrix ρ_i and the theoretical density matrix $\rho_{\text{th}} = \rho_{wr}(p, y)$ with parameters $\{p, y, w, r\}$ assuming a perfect setup operation. Subsequently, minimizing the Bures distance measure, we fitted the closest states in the form of Eq. (9), to the experimental ρ_i . These fitted states are defined by the four parameters $\{\bar{p}, \bar{y}, \bar{r}, \bar{w}\}$, where \bar{p} and \bar{y} parametrize the single-qubit state defined in Eq. (1), and \bar{r} and \bar{w} characterise the beam splitter reflectivity and output decoherence, respectively. The fidelity $F_{\text{in}} = F[\sigma(\bar{p}, \bar{y}), \sigma(p, y)]$ quantifies the overlap between the fitted single-qubit $\sigma(\bar{p}, \bar{y})$ input states and the expected input state assuming a perfect single-qubit preparation $\sigma(p, y)$. More properties of the experimental states have been calculated as we show in the Dataset 1 (Ref. [33]).

As expected, for all the generated states ρ_i , the relation $C(\rho_i) \geq S(\rho_i) \geq B(\rho_i)$ holds. One may notice, from looking at the concurrence column, that all of the two-qubit states are entangled. One can easily deduce from Eq. (9) and the positive partial transpose condition, that a separable output state is in the theory only achieved by having the vacuum (vertically polarized photon) as the input state or by having maximally unbalanced or maximally decohering BS ($w = 0 \vee r = 0 \vee t = 0$). Due to unavoidable experimental imperfections, including detection noise, this is experimentally unattainable. In addition to the vacuum, which is the only separable state (for which $C = S = B = 0$), the generated states belong to all physically valid categories, i.e., entangled non-steerable ($C > 0; S = B = 0$); steerable Bell local ($C \geq S > 0 = B$) and Bell nonlocal ($C \geq S \geq B > 0$).

When comparing C , S , and B of two different states, some counter-intuitive relations can be observed. The generated states allow to observe the complexity of the hierarchy of quantum

correlations. For example, a state of higher C (e.g. ρ_4) might exhibit lower degrees of S and B in comparison to another state (e.g. ρ_2).

These intricacies become even more pronounced when depicting correlations of interpolated mixtures of pairs of generated states. More specifically, the interpolations of pairs of states are depicted in Fig. 3. Figure 3(a) shows a typical transition of NC correlations between the least and most entangled experimentally obtained states (ρ_1 and ρ_{10}). This plot allows us to observe the expected hierarchy of the C , S and B correlations, specifically the red area corresponds to entangled, but nonsteerable and local states; the green area encompasses entangled, steerable, and Bell local states; the blue area involves the Bell nonlocal states. In Fig. 3(b), the situation of steeply growing S and B across the interpolation range between ρ_8 and ρ_9 is depicted while, C remains almost constant. In contrast to that, the interpolation between ρ_7 and ρ_8 , depicted in Fig. 3(c), exhibits a growing C and simultaneously decreasing both S and B .

While one can readily expect quantum correlations to be non-monotonic across the interpolation range with a minimum in the middle of the interval, we demonstrate a different position for these minima in the case of S and B as depicted in Fig. 3(d). As a direct consequence, there is an interpolation range, highlighted by the gray area in the inset, where B decreases while S increases.

Figure 4 shows the Wigner functions calculated using the formula [34]

$$W(\alpha) = \frac{1}{\pi^2} \int d^2\lambda e^{\alpha\lambda^* - \alpha^*\lambda} C_W(\lambda), \quad (13)$$

where $C_W(\lambda) = \text{Tr}[\rho e^{\lambda a^\dagger - \lambda^* a}]$ is the characteristic function (not to be confused with concurrence $C[\rho]$), while a and a^\dagger are the photon annihilation and creation operator, respectively. Figure 4 in row 1 shows the Wigner functions for the chosen experimentally reconstructed two-qubit states ρ_i , which are formally represented as qutrit states with the standard encoding $|00\rangle \rightarrow |0\rangle$, $|01\rangle \rightarrow |1\rangle$, and $|10\rangle \rightarrow |2\rangle$. We use this formally single-mode representation of two-mode states for its graphical compactness. Note that standard visualization of a two-mode Wigner function, say $W(\alpha_1, \alpha_2)$, corresponds to showing its four marginal functions: $W(\text{Re } \alpha_1, \text{Re } \alpha_2)$, $W(\text{Re } \alpha_1, \text{Im } \alpha_2)$, $W(\text{Im } \alpha_1, \text{Re } \alpha_2)$, and $W(\text{Im } \alpha_1, \text{Im } \alpha_2)$, as they are plotted in our related paper [17]. Row 2 of Fig. 4 shows the Wigner functions for the corresponding single-qubit states $\sigma_i(p, y)$, for which the corresponding state $\rho_{wr}^{(i)}(p, y)$, given in Eq. (9), minimizes the Bures distance to ρ_i for numerically optimized values of the parameters w, r, p , and $|y| \in [0, 1]$. The drawback of the Wigner function is that it does not universally detect the nonlocality of a state, as can be seen from the Wigner functions of σ_1 and σ_2 . On the other hand, the method of nonlocality potentials proves to be more versatile, because it not only correctly identified both of these states as nonlocal, but also allows a more profound insight into the nonlocality due to the hierarchies: $\text{CP}(\sigma_1) > 0$, $\text{SP}(\sigma_1) = \text{BP}(\sigma_1) = 0$ while $\text{CP}(\sigma_2) > \text{SP}(\sigma_2) > \text{BP}(\sigma_2) > 0$.

5. Conclusions

We have proposed and experimentally implemented an efficient method, which was used to simulate the interaction of the vacuum with VOPS states on a balanced beam splitter using only polarization qubits. This implementation replaces the traditional vacuum and single photon encoding by polarization-state encoding. As a result, it can be employed more easily and even in near-future practical quantum networks, where a high-fidelity detection of the vacuum is technically very challenging. Moreover, it might simplify the past quite demanding experiments with the VOPS states, which include quantum teleportation [35] or EPR steering [36]. Our method constitutes an experimentally friendly framework for various further research applications of single-mode state nonclassicality. Compared to the setups applied by us in Refs. [22, 23], we have constructed a fundamentally new setup, which enabled us to experimentally implement an Asbóth *et al.* entanglement potential [18] (specifically we studied the concurrence potential) and the two

recently proposed potentials for other types of quantum correlations for single-qubit states i.e., a steering potential in a three-measurement scenario and a Bell nonlocality potential [17]. This allowed us to observe the hierarchy of NC potential of single-qubit states. We have demonstrated several counter-intuitive regimes of this hierarchy. Most notably, upon the interpolation between two states, one of the three tested NC potentials might have opposite trend (derivative sign) than the remaining two potentials. Moreover, we have experimentally observed that states of even a relatively high concurrence potential can be nonsteerable, while other experimental states of a considerably lower concurrence were found both steerable and Bell nonlocal. Various quantum correlations have direct impact on the security of quantum key distribution [37, 38]. Methods capable of unraveling counterintuitive relations between these types of quantum correlations can lead to better understanding and further research in this direction. We believe that this research sheds some light on the intricacies of single-qubit nonclassicality and contributes to its better understanding in general.

Acknowledgments

J.K gratefully acknowledges the support from the project IGA_PrF_2023_005 of Palacky University. A.M. is supported by the Polish National Science Centre (NCN) under the Maestro Grant No. DEC-2019/34/A/ST2/00081. We thank Cesnet for data management services.

Disclosures

The authors declare no conflicts of interest.

Data availability

Dataset underlying the results presented in this paper is available in Ref. [33].

Supplemental document

See digital Dataset (Ref. [33]) for supporting content.

Appendix A - Measurement procedure

In this Appendix, we describe the applied measurement procedure and the output-state reconstruction method in a more detail.

Instead of encoding qubits into the vacuum ($|\text{vac}\rangle$) and the Fock ($|1\rangle$) state, we use the vertical ($|V\rangle$) and horizontal ($|H\rangle$) polarizations, respectively. One can think of the vertical polarization as a sort of place-holder or a witness for a vacuum in the horizontal mode.

Considering a pure input qubit state $|\psi_{\text{in}}\rangle = \sqrt{1-p}|\text{vac}\rangle + \sqrt{p}|1\rangle$ represented in our experiment by $|\psi_{\text{in}}\rangle = \sqrt{1-p}|V\rangle_1 + \sqrt{p}|H\rangle_1$, that is combined on the polarization-dependent beam splitter (PDBS) with the vacuum $|\text{vac}\rangle$, represented by $|V\rangle_2$, then the output state is given by

$$\begin{aligned} |\psi_{\text{out}}\rangle = & \frac{1}{\sqrt{2}} \sqrt{p} r_H |H\rangle_4 (|V\rangle_3 - |V\rangle_4) \\ & - \frac{1}{\sqrt{2}} \sqrt{p} t_H |H\rangle_3 (|V\rangle_3 - |V\rangle_4) \\ & + \frac{1}{2} \sqrt{1-p} (|V\rangle_3 |V\rangle_3 - |V\rangle_4 |V\rangle_4), \end{aligned} \quad (14)$$

where t_H and $r_H = \sqrt{1-t_H^2}$ are the transmission and reflection coefficients for the horizontal polarization, respectively, and the subscripts denote the beam splitter port (1 and 2 for the inputs and 3, 4 for the output ports). For the vertical polarization, the PDBS acts as a balanced beam

splitter $t_V = r_V = 1/\sqrt{2}$. The full transformation given by the setup is described in Appendix C by Eq. (22). Each term in Eq. (14) conceptually corresponds to one possible scenario that can happen when a state of the form of $|\psi_{\text{in}}\rangle = \sqrt{1-p}|\text{vac}\rangle + \sqrt{p}|1\rangle$ overlaps on the beam splitter with the vacuum state: the photon being in (a) port₄ or (b) port₃, or (c) no photon present in either of the ports. It is important to notice, that since the vertical-polarization part is just a place-holder for the vacuum, it is irrelevant in which port it is developed. Moreover, it is present symmetrically in both output ports which simplifies the detection procedure by detecting the vertically-polarized photon in just one output port and multiplying the corresponding signal accordingly.

When considering a dephased input qubit state instead of a pure one, the output state is described by a density matrix spanned by $\{|00\rangle, |01\rangle, |10\rangle, |11\rangle\}$. Because the other input state is the vacuum, it is impossible to detect two photons, so all the terms, corresponding to the term $|11\rangle$ are zero, allowing us to reduce the density matrix

$$\rho_{\text{out}} = \begin{matrix} & |00\rangle & |01\rangle & |10\rangle & |11\rangle \\ \begin{matrix} \langle 00| \\ \langle 01| \\ \langle 10| \\ \langle 11| \end{matrix} & \begin{pmatrix} \rho_{11} & \rho_{12} & \rho_{13} & 0 \\ \rho_{12}^* & \rho_{22} & \rho_{23} & 0 \\ \rho_{13}^* & \rho_{23}^* & \rho_{33} & 0 \\ 0 & 0 & 0 & 0 \end{pmatrix} \end{matrix} \rightarrow \begin{matrix} & |00\rangle & |01\rangle & |10\rangle \\ \begin{matrix} \langle 00| \\ \langle 01| \\ \langle 10| \end{matrix} & \begin{pmatrix} \rho_{11} & \rho_{12} & \rho_{13} \\ \rho_{12}^* & \rho_{22} & \rho_{23} \\ \rho_{13}^* & \rho_{23}^* & \rho_{33} \end{pmatrix} \end{matrix}. \quad (15)$$

We can divide the density matrix into several parts

$$\rho_{\text{out}} = \begin{pmatrix} M_A & M_C & M_D \\ M_C^* & & \\ M_D^* & M_B & \end{pmatrix}, \quad (16)$$

which are all measured using different settings.

The M_A element corresponds to the last line of Eq. (14) (corresponding to case (c) with no photon) describing a superposition of bunched vertically polarized photons in both output ports. In this case, we restrain ourself just to the term in port₃. HWP₃ is rotated by 22.5°, which ensures that photons are separated on PBS₃ with 50% probability. The signal is measured by the coincidence detection on the detectors Det_A and Det_B, while the shutter in port₄ is closed. To correct for the signal that was not detected, the coincidence counts are multiplied by the factor of four (by two for the splitting 50% probability and by additional two for the photons bunched in port₄). Note that there cannot be detected any unwanted signals in this configuration. We limit ourself just to photons in port₃ by closing the shutter, which makes it impossible to detect the state corresponding to the first term in Eq. (14). The second term in Eq. (14) contains a component $|H\rangle_3 |V\rangle_3$ corresponding to two photons in port₃. However, that cannot yield any coincidence counts, because the two photons bunch on PBS₃ due to the rotation of HWP₃ and the Hong-Ou-Mandel effect.

The M_B submatrix corresponds to the first two terms in Eq. (14) and the coherence between them. From these two terms, we focus on the cases, where the two photons are in different ports,

$$|\psi_B\rangle = \frac{1}{\sqrt{2}}(\sqrt{p}r_H |H\rangle_4 |V\rangle_3 - \sqrt{p}t_H |H\rangle_3 |V\rangle_4). \quad (17)$$

We performed a full two-qubit tomography [39] using the detectors Det_A and Det_C and estimated a matrix ρ_B using the maximum likelihood estimation [40] as

$$\rho_B = \begin{pmatrix} 0 & 0 & 0 & 0 \\ 0 & \tilde{M}_B & 0 & 0 \\ 0 & 0 & 0 & 0 \\ 0 & 0 & 0 & 0 \end{pmatrix}, \quad (18)$$

where the middle submatrix is just a normalized M_B matrix from Eq. (16). The proper renormalization of the M_B matrix is calculated from the two tomography measurements that correspond to the diagonal elements of the M_B matrix and the value measured for the M_A component. It is important to remember that also the coincidences for the M_B matrix are multiplied by a factor two. Note that due to experimental imperfections, the two-qubit tomography produces non zero elements all across the matrix in Eq. (18), but the values outside of \tilde{M}_B are typically below 0.05 which justify their neglect.

Note, that the measurement of M_A and M_B are done using different sets of detectors (det_A and det_B for M_A , while det_A and det_C for M_B). Due to various factors (e.g. the detector efficiency, fiber coupling efficiency and also the loss of a signal on the fiber beam splitter), the overall detection efficiencies of both sets of detectors are different. To obtain the correct results, it is necessary to establish them (or at least their ratio), which was done by setting the wave-plates, so that maximal signal is on the desired set of detector and measuring the signal intensity (coincidence counts).

The coherence terms M_C and M_D are both measured similarly based on visibility in the interference pattern formed by the second polarizing beam splitter in the PDBS and the fiber beam splitter (FBS).

Let us assume a density matrix in an orthonormal basis $|\psi_1\rangle$ and $|\psi_2\rangle$ to be

$$\begin{matrix} & |\psi_1\rangle & |\psi_2\rangle \\ \langle\psi_1| & \begin{pmatrix} a & b \end{pmatrix} \\ \langle\psi_2| & \begin{pmatrix} b^* & c \end{pmatrix} \end{matrix}, \quad (19)$$

that might be unnormalised and can be just a submatrix of a bigger matrix. By implementing measurements along $1/\sqrt{2}(|\psi_1\rangle + e^{i\phi}|\psi_2\rangle)$ and plotting the signal intensity as a function of ϕ , one obtains a sinusoidal relation and can calculate the visibility $v = (I_{\max} - I_{\min})/(I_{\max} + I_{\min})$, where I_{\max} (I_{\min}) is the maximal (minimal) value of intensity (i.e., the number of coincidence counts). The visibility defined this way is related directly to the absolute value of the off-diagonal element $|b| = v/[2(a + c)]$ reducing into $|b| = v/2$, when the matrix is normalized. Also the phase of b could be reconstructed this way from the position of the maximum. In our setup, the phase is not stable, so it is only possible, to search for the maximum and minimum, but not to reconstruct the whole sinusoidal pattern, allowing only to measure the absolute value of b . For a general matrix, that would not be enough, but in our case, it contains a sufficient information due to the fact that the density matrix, as given by Eq. (9), can be transformed into a density matrix with only real positive numbers including off-diagonal terms by using just local rotations, which do not affect any measures of quantum correlations. Thus without loss of generality, we choose the phases of the off-diagonal elements to be zero.

For the measurement of the M_D term, the same configuration in port₃ can be set as when measuring the M_A term (i.e., HWP₃ rotated by 22.5°) and projecting half of the term $|V\rangle_3 |V\rangle_3$ onto the detectors det_A and det_B . The wave-plates in port₄ are set to zero and the shutter is open which along with the configuration in port₃ projects half of the term $|H\rangle_4 |V\rangle_3$ onto the same set of detectors. The FBS in front of det_B causes these two terms to interfere and the phase between

the paths is tuned using a piezo actuator PA₃, which permits to sweep several times through the entire range of phase shifts. A series of 50 coincidence counts (due to the setup stability accumulated for 5 s each) is registered during this sweep, and the minimal and maximal values from this set are used for the visibility calculation.

The term M_C is detected in the same way, only with symmetrically swapped rotation settings in the output ports (all the wave-plates rotated by 0° except for HWP₄, which is rotated by 22.5°).

Appendix B - Estimating the output density matrices

A complex maximum likelihood-based procedure is used to estimate a physically valid [41] output state density matrix ρ_{out} corresponding to Eq. (16). This procedure takes into account that, due to experimental conditions, the uncertainty in estimating the terms M_A and M_B is about one order of magnitude smaller than the uncertainty of the terms M_C and M_D (requiring visibility measurements). We therefore first estimate the terms M_A and M_B and subsequently keep them fixed while identifying the proper values of the terms M_C and M_D .

As already explained in the previous subsection, the submatrix M_B is obtained from the maximum likelihood procedure based on respective polarization projections across output ports. Meanwhile the value of the M_A term is obtained by a direct measurement. Note that its value arises from one measurement only, so in this case, a direct calculation is equivalent to a maximum likelihood procedure. Accumulating the signal for 50 s for each projection, the values of M_A and M_B are the most trusted.

The terms M_C and M_D come from a series of shorter (5s-long, as explained in the preceding subsection) measurements and, as a result, the calculated visibility is accompanied by a significantly higher uncertainty in comparison to the terms M_A and M_B . The most likely values of M_C and M_D are estimated from the visibility measurements conditioning on the physicality of the entire output state density matrix ρ_{out} with the terms M_A and M_B already fixed. As the physicality condition for this maximum likelihood estimation, we use Sylvester's criterion for testing the semidefiniteness of a Hermitian matrix [42]. This condition states that if every principal minor of a matrix is nonnegative, then the matrix is positive semidefinite. We obtain the following 7 conditions depending on the dimensionality of the submatrix:

$$\begin{aligned} (a) \quad & \rho_{jj} \geq 0 \quad j = \{1, 2, 3\}; \\ (b) \quad & \rho_{jj}\rho_{kk} - \rho_{jk}^2 \geq 0 \quad j, k = \{1, 2, 3\}; \quad j \neq k; \\ (c) \quad & \rho_{11}\rho_{22}\rho_{33} + 2\rho_{12}\rho_{23}\rho_{13} - \rho_{11}\rho_{23}^2 - \rho_{22}\rho_{13}^2 - \rho_{33}\rho_{12}^2 \geq 0, \end{aligned}$$

while assuming the off-diagonal elements, to be real, as explained above in the main text. The conditions (a) for the diagonal elements of ρ are already satisfied, as is the condition (b) for $j = 2$ and $k = 3$ (i.e., the semidefiniteness of the matrix M_B). To satisfy the remaining conditions in (b), for the off-diagonal terms, first we replace ρ_{12} with ρ'_{12} given by

$$\rho'_{12} = \min(\rho_{12}, \sqrt{\rho_{11}\rho_{22}}), \quad (20)$$

and we apply the same procedure with ρ_{13} . This way, we can satisfy the condition (b). To fulfill the last condition (c), we estimate a parameter

$$c^2 = -\frac{\rho_{11}\rho_{22}\rho_{33} - \rho_{11}\rho_{23}^2}{2\rho_{12}\rho_{23}\rho_{13} - \rho_{22}\rho_{13}^2 - \rho_{33}\rho_{12}^2} \quad (21)$$

used as a physicality correction of both elements ρ'_{12} and ρ'_{13} : if the condition (c) is not satisfied, then both ρ'_{12} and ρ'_{13} are multiplied by c .

Appendix C - Full setup transformation of the input states

The following equations describe the transformation by individual components of the setup of a pure input state on the unbalanced and nondecohering BS

$$\begin{aligned}
& |V\rangle_1 |V\rangle_2 \\
& \xrightarrow{\text{HWP}_1} (\sqrt{p} |H\rangle_1 + \sqrt{1-p} |V\rangle_1) |V\rangle_2 \\
& \xrightarrow{\text{HWP}_2} (\sqrt{p} |V\rangle_1 + \sqrt{1-p} |H\rangle_1) |V\rangle_2 \\
& \xrightarrow{\text{PBS}_1} -\sqrt{p} |V\rangle_H |V\rangle_V - \sqrt{1-p} |H\rangle_V |V\rangle_V \\
& \xrightarrow{\text{HWP}_{H,V}} \sqrt{p}/\sqrt{2} (r_H |H\rangle_H + t_H |V\rangle_H) (|H\rangle_V - |V\rangle_V) + \sqrt{1-p}/\sqrt{2} (|H\rangle_V |H\rangle_V - |V\rangle_V |V\rangle_V) \\
& \xrightarrow{\text{PBS}_2} \sqrt{p}/\sqrt{2} (r_H |H\rangle_4 - t_H |V\rangle_3) (|H\rangle_3 - |V\rangle_4) + \sqrt{1-p}/\sqrt{2} (|H\rangle_3 |H\rangle_3 - |V\rangle_4 |V\rangle_4) \\
& \xrightarrow{\text{HWP}_3} \sqrt{p}/\sqrt{2} (r_H |H\rangle_4 - t_H |H\rangle_3) (|V\rangle_3 - |V\rangle_4) + \sqrt{1-p}/\sqrt{2} (|V\rangle_3 |V\rangle_3 - |V\rangle_4 |V\rangle_4);
\end{aligned} \tag{22}$$

which is obtained by considering transformation matrix of PBS,

$$\begin{pmatrix} a_{H_{1,\text{out}}} \\ a_{V_{1,\text{out}}} \\ a_{H_{2,\text{out}}} \\ a_{V_{2,\text{out}}} \end{pmatrix} = \begin{pmatrix} 1 & 0 & 0 & 0 \\ 0 & 0 & 0 & 1 \\ 0 & 0 & 1 & 0 \\ 0 & -1 & 0 & 0 \end{pmatrix} \begin{pmatrix} a_{H_{1,\text{in}}} \\ a_{V_{1,\text{in}}} \\ a_{H_{2,\text{in}}} \\ a_{V_{2,\text{in}}} \end{pmatrix}, \tag{23}$$

and HWP rotated by θ ,

$$\begin{pmatrix} a_{H_{\text{out}}} \\ a_{V_{\text{out}}} \end{pmatrix} = \begin{pmatrix} \cos(2\theta) & \sin(2\theta) \\ \sin(2\theta) & -\cos(2\theta) \end{pmatrix} \begin{pmatrix} a_{H_{\text{in}}} \\ a_{V_{\text{in}}} \end{pmatrix}. \tag{24}$$

References

1. C. H. Bennett and G. Brassard, "Quantum cryptography: Public key distribution and coin tossing," *Theor. comp. sci.* **560**, 7–11 (2014).
2. P. W. Shor and J. Preskill, "Simple proof of security of the BB84 quantum key distribution protocol," *Phys. Rev. Lett.* **85**, 441–444 (2000).
3. A. K. Ekert, "Quantum cryptography based on Bell's theorem," *Phys. Rev. Lett.* **67**, 661–663 (1991).
4. J. Jacobson, G. Björk, I. Chuang, and Y. Yamamoto, "Photonic de broglie waves," *Phys. Rev. Lett.* **74**, 4835–4838 (1995).
5. E. J. S. Fonseca, C. H. Monken, and S. Pádua, "Measurement of the de Broglie wavelength of a multiphoton wave packet," *Phys. Rev. Lett.* **82**, 2868–2871 (1999).
6. H. Grote, K. Danzmann, K. L. Dooley, R. Schnabel, J. Slutsky, and H. Vahlbruch, "First long-term application of squeezed states of light in a gravitational-wave observatory," *Phys. Rev. Lett.* **110**, 181101 (2013).
7. J. Aasi et al., "Enhanced sensitivity of the LIGO gravitational wave detector by using squeezed states of light," *Nat. Photonics* **7**, 613–619 (2013).
8. M. Tse et al., "Quantum-enhanced advanced ligo detectors in the era of gravitational-wave astronomy," *Phys. Rev. Lett.* **123**, 231107 (2019).
9. F. Acernese et al., "Increasing the astrophysical reach of the advanced virgo detector via the application of squeezed vacuum states of light," *Phys. Rev. Lett.* **123**, 231108 (2019).
10. H.-S. Zhong et al., "Quantum computational advantage using photons," *Science* **370**, 1460–1463 (2020).
11. L. S. Madsen et al., "Quantum computational advantage with a programmable photonic processor," *Nature* **606**, 75–81 (2022).

12. R. J. Glauber, *Quantum theory of optical coherence: selected papers and lectures* (John Wiley & Sons, 2007).
13. W. Vogel, D. Welsch, and S. Wallentowitz, *Quantum Optics: An Introduction* (Wiley, 2001).
14. M. Hillery, “Nonclassical distance in quantum optics,” *Phys. Rev. A* **35**, 725–732 (1987).
15. C. T. Lee, “Measure of the nonclassicality of nonclassical states,” *Phys. Rev. A* **44**, R2775–R2778 (1991).
16. N. Lütkenhaus and S. M. Barnett, “Nonclassical effects in phase space,” *Phys. Rev. A* **51**, 3340–3342 (1995).
17. A. Miranowicz, J. Kadlec, Bartkiewicz, A. Černocho, Y.-N. Chen, K. Lemr, and F. Nori, “Quantifying nonclassicality of vacuum-one-photon superpositions via potentials of Bell nonlocality, quantum steering, and entanglement,” e-print arXiv:2309.12930 (2023).
18. J. K. Asbóth, J. Calsamiglia, and H. Ritsch, “Computable measure of nonclassicality for light,” *Phys. Rev. Lett.* **94**, 173602 (2005).
19. D. Cavalcanti and P. Skrzypczyk, “Quantum steering: a review with focus on semidefinite programming,” *Rep. Prog. Phys.* **80**, 024001 (2016).
20. N. Brunner, D. Cavalcanti, S. Pironio, V. Scarani, and S. Wehner, “Bell nonlocality,” *Rev. Mod. Phys.* **86**, 419–478 (2014).
21. S. J. Jones, H. M. Wiseman, and A. C. Doherty, “Entanglement, Einstein-Podolsky-Rosen correlations, Bell nonlocality, and steering,” *Phys. Rev. A* **76**, 052116 (2007).
22. K. Jiráková, A. Černocho, K. Lemr, K. Bartkiewicz, and A. Miranowicz, “Experimental hierarchy and optimal robustness of quantum correlations of two-qubit states with controllable white noise,” *Phys. Rev. A* **104**, 062436 (2021).
23. S. Abo, J. Soubusta, K. Jiráková, K. Bartkiewicz, A. Černocho, K. Lemr, and A. Miranowicz, “Experimental hierarchy of two-qubit quantum correlations without state tomography,” *Sci. Rep.* **13** (2023).
24. X.-G. Fan, F. Zhao, H. Yang, F. Ming, D. Wang, and L. Ye, “Inequality relations for the hierarchy of quantum correlations in two-qubit systems,” *Front. Phys.* (2023).
25. S. Qureshi, Haleema, S. Ullah, and F. Ghafoor, “Hierarchy of quantum correlations using a linear beam splitter,” *Sci Rep* (2018).
26. H.-Y. Ku, S.-L. Chen, N. Lambert, Y.-N. Chen, and F. Nori, “Hierarchy in temporal quantum correlations,” *Phys. Rev. A* **98**, 022104 (2018).
27. H.-Y. Ku, J. Kadlec, A. Černocho, M. T. Quintino, W. Zhou, K. Lemr, N. Lambert, A. Miranowicz, S.-L. Chen, F. Nori, and Y.-N. Chen, “Quantifying quantumness of channels without entanglement,” *PRX Quantum* **3**, 020338 (2022).
28. S. Ullah, H. S. Qureshi, and F. Ghafoor, “Hierarchy of temporal quantum correlations using a correlated spontaneous emission laser,” *Opt. Express* **27**, 26858–26873 (2019).
29. E. Jakeman, C. Oliver, and E. Pike, “Optical homodyne detection,” *Adv. Phys.* **24**, 349–405 (1975).
30. W. K. Wootters, “Entanglement of formation of an arbitrary state of two qubits,” *Phys. Rev. Lett.* **80**, 2245–2248 (1998).
31. A. C. S. Costa and R. M. Angelo, “Quantification of Einstein-Podolsky-Rosen steering for two-qubit states,” *Phys. Rev. A* **93**, 020103 (2016).
32. V. Vedral, M. B. Plenio, M. A. Rippin, and P. L. Knight, “Quantifying entanglement,” *Phys. Rev. Lett.* **78**, 2275–2279 (1997).
33. J. Kadlec, K. Bartkiewicz, A. Černocho, K. Lemr, and A. Miranowicz, “Dataset 1,” figshare (2023). <https://opticapublishing.figshare.com/s/d398b4770d95c4398767>.
34. C. Gerry and P. Knight, *Introductory Quantum Optics* (Cambridge University Press, 2005).
35. E. Lombardi, F. Sciarrino, S. Popescu, and F. De Martini, “Teleportation of a vacuum-one-photon qubit,” *Phys. Rev. Lett.* **88**, 070402 (2002).
36. M. Fuwa, S. Takeda, M. Zwierz, H. M. Wiseman, and A. Furusawa, “Experimental proof of nonlocal wavefunction collapse for a single particle using homodyne measurements,” *Nat Commun.* (2015).
37. U. Vazirani and T. Vidick, “Fully device-independent quantum key distribution,” *Phys. Rev. Lett.* **113**, 140501 (2014).
38. C. Branciard, E. G. Cavalcanti, S. P. Walborn, V. Scarani, and H. M. Wiseman, “One-sided device-independent quantum key distribution: Security, feasibility, and the connection with steering,” *Phys. Rev. A* **85**, 010301 (2012).
39. M. Ježek, J. Fiurášek, and Z. Hradil, “Quantum inference of states and processes,” *Phys. Rev. A* **68**, 012305 (2003).
40. Z. Hradil, “Quantum-state estimation,” *Phys. Rev. A* **55**, R1561–R1564 (1997).
41. D. F. V. James, P. G. Kwiat, W. J. Munro, and A. G. White, “Measurement of qubits,” *Phys. Rev. A* **64**, 052312 (2001).
42. R. Horn and C. Johnson, *Matrix Analysis* (Cambridge University Press, Cambridge, 2012).