

Information geometric bound on general chemical reaction networks

Tsuyoshi Mizohata,^{1,*} Tetsuya J. Kobayashi,^{2,†} Louis-S. Bouchard,^{3,4,5,‡} and Hideyuki Miyahara^{1,§}

¹*Graduate School of Information Science and Technology,
Hokkaido University, Sapporo, Hokkaido, 060-0814, Japan*

²*Institute of Industrial Science, The University of Tokyo,
4-6-1, Komaba, Meguro-ku, Tokyo 153-8505 Japan*

³*Center for Quantum Science and Engineering, University of California, Los Angeles, CA 90095, USA*

⁴*Department of Chemistry and Biochemistry, University of California, Los Angeles, CA 90095, USA*

⁵*California NanoSystems Institute, University of California, Los Angeles, CA 90095, USA*

(Dated: September 20, 2023)

We investigate the dynamics of chemical reaction networks (CRNs) with the goal of deriving an upper bound on their reaction rates. This task is challenging due to the nonlinear nature and discrete structure inherent in CRNs. To address this, we employ an information geometric approach, using the natural gradient, to develop a nonlinear system that yields an upper bound for CRN dynamics. We validate our approach through numerical simulations, demonstrating faster convergence in a specific class of CRNs. This class is characterized by the number of chemicals, the maximum value of stoichiometric coefficients of the chemical reactions, and the number of reactions. We also compare our method to a conventional approach, showing that the latter cannot provide an upper bound on reaction rates of CRNs. While our study focuses on CRNs, the ubiquity of hypergraphs in fields from natural sciences to engineering suggests that our method may find broader applications, including in information science.

I. INTRODUCTION

Over the past three decades, extensive research has been dedicated to understanding stochastic and information thermodynamics, specifically focusing on bounds related to entropy production and various physical quantities [1–4]. This trajectory persists, with newer studies shedding light on thermodynamic uncertainty relations [5–9] and establishing thermodynamic bounds on cross-correlations [10–12]. Parallel to the work on physical systems, researchers have also explored bounds in non-physical realms such as biological systems. For example, limits concerning population growth have been studied [13–18].

Recent studies have unveiled the geometric structure of chemical reaction networks (CRNs) and have also extended these concepts to the domain of general hypergraphs [19–21]. Concurrently, topological analyses on CRNs and hypergraphs have been performed [22–25]. Despite these advancements, the intrinsic nonlinearity in CRNs presents a significant challenge for elucidating specific properties, leaving gaps in our understanding.

Information geometry offers a framework that applies differential geometry to probability distributions, facilitating the exploration of their geometric structures [26, 27]. Among its significant contributions is the concept of the natural gradient (NG) [28], which has demonstrated effectiveness in optimization problems, particu-

larly in the realm of machine learning. Additional studies have ventured into the acceleration of information gradient flows [29] and have investigated the biological significance of gradient flows [30]. Research has also extended to constraints involving rates of statistical divergences and mutual information [31]. These diverse applications underline the versatility of information geometry, which we leverage in this study.

In the present work, we explore the upper bound on reaction rates in general CRNs using NG. Initially, we present a geometrical description of CRN dynamics [20, 21]. Subsequently, we categorize CRNs according to the number of chemicals involved, the maximum coefficients in the reactions, and the total number of reactions. Utilizing this classification, we formulate a nonlinear system that provides an upper bound on reaction rates for a given class of CRNs. Through numerical simulations, we find that our system exhibits a steeper gradient, facilitating faster convergence. Importantly, this fast convergence minimizes the Kullback-Leibler (KL) divergence to zero. In contrast, conventional CRNs often maintain a nonzero KL divergence due to nontrivial equilibrium points. We also note that conventional methods are insufficient for achieving these results, underscoring the uniqueness of our approach.

The remainder of this paper is structured as follows. In Sec. II, we furnish an overview of CRNs. Section III elucidates the challenges of establishing an upper bound on CRNs using Newton’s method. Section IV is dedicated to explaining NG. In Sec. V, we introduce a dynamical system that serves as an upper bound for CRNs in a specified class. Numerical simulations are presented in Sec. VI. In Sec. VII, we provide discussions on our findings. The paper concludes with Sec. VIII.

* mizohata.tsuyoshi.t8@elms.hokudai.ac.jp

† tetsuya@sat.t.u-tokyo.ac.jp

‡ louis.bouchard@gmail.com

§ miyahara@ist.hokudai.ac.jp, hmiyahara512@gmail.com; corresponding author.

II. CHEMICAL REACTION NETWORKS

In this section, the primary aim is to formulate the geometric representation of the dynamical equations governing CRNs, as delineated in [20, 21]. We commence by presenting the standard notation for hypergraphs and CRNs. Subsequently, we elucidate the dynamics intrinsic to CRNs, as well as concepts of Legendre duality and detailed balance. These elements are then combined to construct the geometric expression of CRN dynamics.

A. Definition of CRNs

We begin with a hypergraph (\mathbb{V}, \mathbb{E}) where $\mathbb{V} := \{\mathbf{v}_i\}_{i=1}^{N_v}$ and $\mathbb{E} := \{\mathbf{e}_e\}_{e=1}^{N_e}$ as a hypergraph provides a mathematical framework to describe a chemical reaction. Suppose that a CRN of interest involves N_x chemicals, denoted as $\mathbb{X}_1, \mathbb{X}_2, \dots, \mathbb{X}_{N_x}$. In the case of a CRN, each hypervertex \mathbf{v}_i is composed of a combination of chemicals $\mathbb{X}_1, \mathbb{X}_2, \dots, \mathbb{X}_{N_x}$ and given by

$$\mathbf{v}_i := \gamma_{1,i}\mathbb{X}_1 + \gamma_{2,i}\mathbb{X}_2 + \dots + \gamma_{N_x,i}\mathbb{X}_{N_x}. \quad (2.1)$$

Each hyperedge \mathbf{e}_e corresponds to a chemical reaction and is defined by a directed pair of two hypervertices $\mathbf{e}_e := (\mathbf{v}_e^+, \mathbf{v}_e^-)$, which can be expressed as

$$\alpha_{1,e}\mathbb{X}_1 + \alpha_{2,e}\mathbb{X}_2 + \dots + \alpha_{N_x,e}\mathbb{X}_{N_x} \xrightarrow{\mathbf{e}_e} \beta_{1,e}\mathbb{X}_1 + \beta_{2,e}\mathbb{X}_2 + \dots + \beta_{N_x,e}\mathbb{X}_{N_x}. \quad (2.2)$$

Here, \mathbf{v}_e^\pm are chosen from $\{\mathbf{v}_i\}_{i=1}^{N_v}$, and in Eq. (2.2), $\mathbf{v}_e^+ = \alpha_{1,e}\mathbb{X}_1 + \alpha_{2,e}\mathbb{X}_2 + \dots + \alpha_{N_x,e}\mathbb{X}_{N_x}$ and $\mathbf{v}_e^- = \beta_{1,e}\mathbb{X}_1 + \beta_{2,e}\mathbb{X}_2 + \dots + \beta_{N_x,e}\mathbb{X}_{N_x}$. We also define the order of reaction as follows:

$$m := \max_{i,e} \{\alpha_{i,e}, \beta_{i,e}\}. \quad (2.3)$$

To characterize CRNs, m in Eq. (2.3) will play an important role.

When a CRN involves multiple chemical reactions, the description provided above may be inadequate. To describe a complex CRN, the stoichiometric matrix plays a crucial role. The stoichiometric matrix S is defined as an $N_x \times N_e$ matrix and is given by

$$S := [\mathbf{s}_1, \mathbf{s}_2, \dots, \mathbf{s}_{N_e}], \quad (2.4)$$

where, for $e = 1, 2, \dots, N_e$,

$$\mathbf{s}_e := \begin{bmatrix} \beta_{1,e} - \alpha_{1,e} \\ \beta_{2,e} - \alpha_{2,e} \\ \vdots \\ \beta_{N_x,e} - \alpha_{N_x,e} \end{bmatrix}. \quad (2.5)$$

That is, the (j, e) -th element of S is given by $s_{j,e} = \beta_{j,e} - \alpha_{j,e}$ for $j = 1, 2, \dots, N_x$ and $e = 1, 2, \dots, N_e$. In general, when a CRN involves multiple chemical reactions, the

stoichiometric matrix provides a concise representation of the relationships between the reactants and products.

The stoichiometric matrix S is also expressed as $S = -\Gamma B$. Here, $B \in \{1, 0, -1\}^{N_v \times N_e}$ is the incidence matrix whose (i, e) -th element is given for $i = 1, 2, \dots, N_v$ and $e = 1, 2, \dots, N_e$ by

$$b_{i,e} := \begin{cases} 1 & (\mathbf{v}_i \text{ is the head of hyperedge } \mathbf{e}_e: \mathbf{v}_i = \mathbf{v}_e^+), \\ -1 & (\mathbf{v}_i \text{ is the tail of hyperedge } \mathbf{e}_e: \mathbf{v}_i = \mathbf{v}_e^-), \\ 0 & (\text{otherwise}), \end{cases} \quad (2.6)$$

and $\Gamma \in \mathbb{Z}_{\geq 0}^{N_x \times N_v}$ is given by

$$\Gamma := [\gamma_1, \gamma_2, \dots, \gamma_{N_v}], \quad (2.7)$$

where, using $\gamma_{1,i}, \gamma_{2,i}, \dots, \gamma_{N_x,i}$ in Eq. (2.1), γ_i is defined as

$$\gamma_i := [\gamma_{1,i}, \gamma_{2,i}, \dots, \gamma_{N_x,i}]^\top, \quad (2.8)$$

for $i = 1, 2, \dots, N_v$. Having defined the necessary variables to describe CRNs, we will now derive the equation that characterizes the dynamics of CRNs in the remainder of this section.

B. Dynamics of CRNs

To analyze the dynamics of a CRN, we introduce fluxes associated with each hyperedge. Let $j_e^+(\mathbf{x})$ and $j_e^-(\mathbf{x})$ denote the currents from the head to the tail and from the tail to the head of hyperedge \mathbf{e}_e , respectively, where \mathbf{x} is the chemical concentration vector. We define $\mathbf{j}^+(\mathbf{x}) := [j_1^+(\mathbf{x}), j_2^+(\mathbf{x}), \dots, j_{N_e}^+(\mathbf{x})]^\top$ and $\mathbf{j}^-(\mathbf{x}) := [j_1^-(\mathbf{x}), j_2^-(\mathbf{x}), \dots, j_{N_e}^-(\mathbf{x})]^\top$.

The law of mass action is widely observed to hold for CRNs and is considered one of the fundamental characteristics that differentiate CRNs from nonchemical hypergraphs. Based on this, we make the assumption of mass action kinetics for the forward and reverse reaction fluxes on hyperedge \mathbf{e}_e in Eq. (2.2):

$$j_e^\pm(\mathbf{x}) = k_e^\pm \sum_{i=1}^{N_v} b_{i,e}^\pm \prod_{j=1}^{N_x} x_j^{\gamma_j^{i,\pm}}, \quad (2.9)$$

where, for $i = 1, 2, \dots, N_v$ and $e = 1, 2, \dots, N_e$,

$$b_{i,e}^+ := \max(b_{i,e}, 0), \quad (2.10)$$

$$b_{i,e}^- := -\min(b_{i,e}, 0), \quad (2.11)$$

and k_e^\pm are the reaction rate coefficients for the forward and backward currents on \mathbf{e}_e . Expressed in vector notation, Eq. (2.9) can be written as

$$\mathbf{j}^\pm(\mathbf{x}) = \mathbf{k}^\pm \circ (B^\pm)^\top \mathbf{x}^{\Gamma^\top} \quad (2.12)$$

$$= \mathbf{k}^\pm \circ \mathbf{x}^{(\Gamma B^\pm)^\top}, \quad (2.13)$$

where

$$B^+ := \max(B, \mathbb{0}), \quad (2.14)$$

$$B^- := -\min(B, \mathbb{0}), \quad (2.15)$$

$$\mathbf{x}^{\Gamma^\top} := [\mathbf{x}^{\gamma_1}, \mathbf{x}^{\gamma_2}, \dots, \mathbf{x}^{\gamma_{N_\vee}}]^\top, \quad (2.16)$$

$$\mathbf{x}^{\gamma^i} := \prod_{j=1}^{N_\times} x_j^{\gamma_{j,i}}, \quad (2.17)$$

$$\mathbf{k}^\pm := [k_1^\pm, k_2^\pm, \dots, k_{N_e}^\pm]. \quad (2.18)$$

Here, $\mathbb{0}$ represents the zero matrix, which has the same size as matrix B . The functions $\max(\cdot, \cdot)$ and $\min(\cdot, \cdot)$ are applied elementwise, meaning that for each element $[A]_{i,j}$ and $[B]_{i,j}$, we have $[\max(A, B)]_{i,j} = \max([A]_{i,j}, [B]_{i,j})$ and $[\min(A, B)]_{i,j} = \min([A]_{i,j}, [B]_{i,j})$, respectively. The notation $[\cdot]_{i,j}$ represents the element located at the i -th row and j -th column. Moreover, the symbol \circ denotes the element-wise product, which is defined as follows:

$$\mathbf{x} \circ \mathbf{y} := \begin{bmatrix} x_1 y_1 \\ x_2 y_2 \\ \vdots \\ x_{N_\times} y_{N_\times} \end{bmatrix}, \quad (2.19)$$

where $\mathbf{x} := [x_1, x_2, \dots, x_{N_\times}]^\top$, $\mathbf{y} := [y_1, y_2, \dots, y_{N_\times}]^\top$.

The chemical concentration vector \mathbf{x}_t at time t satisfies the chemical rate equation (CRE) given by [32–34]

$$\dot{\mathbf{x}}_t = S\mathbf{j}(\mathbf{x}_t), \quad (2.20)$$

where $\mathbf{j}(\mathbf{x}) := \mathbf{j}^+(\mathbf{x}) - \mathbf{j}^-(\mathbf{x})$.

C. Legendre duality of fluxes and forces

In the realm of physics, the relationship between fluxes and forces is commonly expressed through Legendre duality, a concept that describes how forces and fluxes are dual aspects of the same system. Their product results in entropy production, denoted as $\langle \mathbf{j}, \mathbf{f} \rangle$. In the context of chemical thermodynamics, we define the force on a hyperedge e_e in a manner consistent with entropy production:

$$f_e(\mathbf{x}) := \frac{1}{2} \ln \frac{j_e^+(\mathbf{x})}{j_e^-(\mathbf{x})}, \quad (2.21)$$

for $e = 1, 2, \dots, N_e$. The corresponding vector form is given by Eq. (2.21), denoted as

$$\mathbf{f}(\mathbf{x}) := [f_1(\mathbf{x}), f_2(\mathbf{x}), \dots, f_{N_e}(\mathbf{x})]^\top,$$

can be expressed as

$$\mathbf{f}(\mathbf{x}) = \frac{1}{2} \ln \frac{\mathbf{j}^+(\mathbf{x})}{\mathbf{j}^-(\mathbf{x})}, \quad (2.22)$$

where the division and the logarithmic function are computed elementwise.

We introduce a quantity called ‘‘frenetic activity,’’ particularly on hyperedge e_e , to describe the rate of change in the state of the system e_e [20, 21] as

$$\omega_e(\mathbf{x}) := 2\sqrt{j_e^+(\mathbf{x})j_e^-(\mathbf{x})}, \quad (2.23)$$

for $e = 1, 2, \dots, N_e$. The vector form of Eq. (2.23), denoted as $\boldsymbol{\omega}(\mathbf{x}) := [\omega_1(\mathbf{x}), \omega_2(\mathbf{x}), \dots, \omega_{N_e}(\mathbf{x})]^\top$, can be expressed as

$$\boldsymbol{\omega}(\mathbf{x}) = 2\sqrt{\mathbf{j}^+(\mathbf{x}) \circ \mathbf{j}^-(\mathbf{x})}. \quad (2.24)$$

Then, the following strictly convex smooth function $\Psi_{\boldsymbol{\omega}(\mathbf{x})}^*(\mathbf{f}(\mathbf{x}))$, which is called the dissipation function, establishes the Legendre duality between force $\mathbf{f}(\mathbf{x})$, Eq. (2.22) and flux $\mathbf{j}(\mathbf{x})$, Eq. (2.24):

$$\Psi_{\boldsymbol{\omega}(\mathbf{x})}^*(\mathbf{f}(\mathbf{x})) := \boldsymbol{\omega}(\mathbf{x})^\top [\cosh(\mathbf{f}(\mathbf{x})) - \mathbf{1}], \quad (2.25)$$

where

$$\cosh(\mathbf{f}(\mathbf{x})) := \begin{bmatrix} \cosh(f_1(\mathbf{x})) \\ \cosh(f_2(\mathbf{x})) \\ \vdots \\ \cosh(f_{N_e}(\mathbf{x})) \end{bmatrix}, \quad (2.26)$$

$$\mathbf{f}(\mathbf{x}) := [f_1(\mathbf{x}), f_2(\mathbf{x}), \dots, f_{N_e}(\mathbf{x})]^\top, \quad (2.27)$$

$$\mathbf{1} := \underbrace{[1, 1, \dots, 1]^\top}_{N_e}. \quad (2.28)$$

As a result we have ¹

$$\mathbf{j}(\mathbf{x}) = \partial_{\mathbf{f}} \Psi_{\boldsymbol{\omega}(\mathbf{x})}^*(\mathbf{f}(\mathbf{x})). \quad (2.29)$$

Note that

$$\partial_{\mathbf{f}} \Psi_{\boldsymbol{\omega}(\mathbf{x})}^*(\mathbf{f}(\mathbf{x})) = \boldsymbol{\omega}(\mathbf{x}) \circ \sinh(\mathbf{f}(\mathbf{x})) \quad (2.30)$$

$$= \begin{bmatrix} \omega_1(\mathbf{x}) \sinh(f_1(\mathbf{x})) \\ \omega_2(\mathbf{x}) \sinh(f_2(\mathbf{x})) \\ \vdots \\ \omega_{N_e}(\mathbf{x}) \sinh(f_{N_e}(\mathbf{x})) \end{bmatrix}. \quad (2.31)$$

Combining Eqs. (2.20) and (2.29), we get

$$\dot{\mathbf{x}}_t = S \partial_{\mathbf{f}} \Psi_{\boldsymbol{\omega}(\mathbf{x}_t)}^*(\mathbf{f}(\mathbf{x}_t)). \quad (2.32)$$

While Eq. (2.32) is a well-defined differential equation, it lacks an explicit functional form for $\mathbf{f}(\mathbf{x})$, thus limiting its predictive capability. The functional form of $\mathbf{f}(\mathbf{x})$ based on thermodynamics and kinetics will be elaborated in the subsequent subsection.

¹ We have used the following notation: $\partial_{\mathbf{f}} \Psi_{\boldsymbol{\omega}(\mathbf{x})}^*(\mathbf{f}(\mathbf{x})) = \partial_{\mathbf{f}} \Psi_{\boldsymbol{\omega}(\mathbf{x})}^*(\mathbf{f})|_{\mathbf{f}=\mathbf{f}(\mathbf{x})}$.

D. Chemical reaction dynamics

Until this point, the discussion has centered on the general description of dynamics on hypergraphs. Going forward, the focus will be exclusively on CRNs. In the realm of chemical thermodynamics, it is a common assumption to employ mass action kinetics to describe reaction rates. Within this framework, a specific definition of force is accepted and widely used [20, 21, 32, 33]:

$$\mathbf{f}(\mathbf{x}) = -\frac{1}{2} \left(S^\top \ln \mathbf{x} - \ln \frac{\mathbf{k}^+}{\mathbf{k}^-} \right). \quad (2.33)$$

To clarify the geometric meaning of Eq. (2.33), we introduce the Bregman divergence $\mathcal{D}_\phi(\mathbf{x} \parallel \mathbf{y})$ associated with potential $\phi(\cdot)$ ²:

$$\mathcal{D}_\phi(\mathbf{x} \parallel \mathbf{y}) := \phi(\mathbf{x}) - \phi(\mathbf{y}) - \langle \mathbf{x} - \mathbf{y}, \partial_{\mathbf{x}} \phi(\mathbf{y}) \rangle. \quad (2.34)$$

The derivative of Eq. (2.34) is given by

$$\partial_{\mathbf{x}} \mathcal{D}_\phi(\mathbf{x} \parallel \mathbf{y}) = \partial_{\mathbf{x}} \phi(\mathbf{x}) - \partial_{\mathbf{x}} \phi(\mathbf{y}). \quad (2.35)$$

The KL divergence is Eq. (2.34) with the following potential³:

$$\phi_{\text{KL}}(\mathbf{x}) := \sum_{i=1}^{N_{\times}} x_i \ln x_i. \quad (2.36)$$

Then, the KL divergence is defined by $\mathcal{D}_{\phi_{\text{KL}}}(\cdot \parallel \cdot) := \mathcal{D}_{\text{KL}}(\cdot \parallel \cdot)$ and it reads

$$\mathcal{D}_{\text{KL}}(\mathbf{x} \parallel \mathbf{y}) = \sum_{i=1}^{N_{\times}} x_i \ln \frac{x_i}{y_i} - \sum_{i=1}^{N_{\times}} x_i + \sum_{i=1}^{N_{\times}} y_i, \quad (2.37)$$

and its derivative takes the following form:

$$\partial_{\mathbf{x}} \mathcal{D}_{\text{KL}}(\mathbf{x} \parallel \mathbf{y}) = \begin{bmatrix} \ln x_1 - \ln y_1 \\ \ln x_2 - \ln y_2 \\ \vdots \\ \ln x_{N_{\times}} - \ln y_{N_{\times}} \end{bmatrix}. \quad (2.38)$$

Then, Eq. (2.33) is rewritten as

$$\mathbf{f}(\mathbf{x}) = -\frac{1}{2} S^\top \partial_{\mathbf{x}} \mathcal{D}_{\text{KL}}(\mathbf{x} \parallel \hat{\mathbf{x}}) + \mathbf{f}_{\text{ne}}. \quad (2.39)$$

The definition of $\hat{\mathbf{x}}$ will be given in the following subsection, and $\mathbf{f}_{\text{ne}} \notin \text{Im}[S^\top]$ represents the nonequilibrium force incurred to the system [19].

Mass action kinetics also offers the following definitions of the flux and activity [20, 21, 32, 33]:

$$\mathbf{j}(\mathbf{x}) = (\mathbf{k}^+ \circ (B^+)^\top - \mathbf{k}^- \circ (B^-)^\top) \mathbf{x}^{\Gamma^\top}. \quad (2.40)$$

Substituting Eq. (2.40) into Eq. (2.24), we also get the activity for CRNs:

$$\omega(\mathbf{x}) = 2\sqrt{\mathbf{k}^+ \circ \mathbf{k}^-} \circ \mathbf{x}^{R^\top/2}. \quad (2.41)$$

where

$$R := \Gamma(B^+ + B^-). \quad (2.42)$$

In the remaining part of this section, we will present the geometric expression of the equation for CRNs.

E. Geometric expression of an equilibrium CRE

Up to this point, the discussion has centered on the geometric relationships that exist among the chemical concentration, potential, force, and flux in a CRN. Subsequently, the CRE specified in Eq. (2.20) can be reformulated into a geometric expression [32–34]. To accomplish this, the detailed balance condition (DBC) must be taken into account. The DBC, a criterion for the dynamic stability of a system at equilibrium, is described in the following section [20, 21]:

$$\ln \frac{\mathbf{k}^+}{\mathbf{k}^-} = S^\top \ln \mathbf{x}_{\text{eq}}, \quad (2.43)$$

Here, \mathbf{x}_{eq} represents the equilibrium chemical concentration vector, which is dependent on both the initial concentration vector \mathbf{x}_{ini} and the specific CRE under consideration. Additionally, if Eq. (2.43) is met, then $\mathbf{f}_{\text{ne}} = \mathbf{0}$. Generally, at equilibrium, net fluxes cease ($\mathbf{j} = \mathbf{0}$), allowing us to define a set of equilibrium chemical concentration vectors as follows:

$$V_{\text{eq}} := \{\mathbf{x} > \mathbf{0} \mid \mathbf{j}(\mathbf{x}) = \mathbf{0}\}. \quad (2.44)$$

From Eq. (2.43), Eq. (2.44) is transformed into

$$V_{\text{eq}} = \{\mathbf{x} > \mathbf{0} \mid \exists \boldsymbol{\eta} \in \mathbb{R}^{|\ker(S^\top)|}, \ln \mathbf{x} = \ln \mathbf{x}_{\text{eq}} + U \boldsymbol{\eta}\}. \quad (2.45)$$

where $U := [u_1, u_2, \dots, u_{|\ker(S^\top)|}]$ and $\{u_i\}_{i=1}^{|\ker(S^\top)|}$ are the bases of $\ker(S^\top)$. We have introduced $\hat{\mathbf{x}}$ in Eq. (2.39). We here impose the following relation to $\hat{\mathbf{x}}$:

$$\hat{\mathbf{x}} \in V_{\text{eq}}. \quad (2.46)$$

Then Eq. (2.39) describes dynamics of gradient flow to V_{eq} . Equation (2.46) is equivalently written as

$$\ln \frac{\mathbf{k}^+}{\mathbf{k}^-} = S^\top \ln \hat{\mathbf{x}}. \quad (2.47)$$

Note that using $\hat{\mathbf{x}}$ instead of \mathbf{x}_{eq} provides us with a generalized expression of the dynamical system.

Finally, we have arrived at the geometric expression of a CRE. Namely, combining Eqs. (2.32), (2.39), (2.41),

² We have used the notation: $\partial_{\mathbf{x}} \phi(\mathbf{y}) = \partial_{\mathbf{x}} \phi(\mathbf{x})|_{\mathbf{x}=\mathbf{y}}$.

³ See Appendix A for detail.

and (2.43), we get ⁴

$$\dot{\mathbf{x}}_t = S\partial_f\Psi_{\omega(\mathbf{x}_t)}^*\left(-\frac{1}{2}S^\top\partial_{\mathbf{x}}\mathcal{D}_{\text{KL}}(\mathbf{x}_t\|\hat{\mathbf{x}})\right), \quad (2.48)$$

where $\hat{\mathbf{x}} \in V_{\text{eq}}$. Note that in Eq. (2.48), replacing $\hat{\mathbf{x}}$ with \mathbf{x}_{eq} does not affect the dynamics of CRNs because $SU\eta = \mathbf{0}$.

III. DIFFICULTY OF CONSTRUCTING AN UPPER BOUND ON THE REACTION RATES OF CRNS

In this section, we briefly revisit Newton's method and present a counterexample illustrating its limitations in establishing an upper bound on the reaction rates of CRNs.

A. Newton's method

As stated in Sec. I, the objective of this paper is to determine an upper bound on the reaction rates of CRNs. One might assume that straightforward optimization methods could achieve this. However, before discussing NG, we elucidate the challenges of using Newton's method [35] as an optimization technique for this purpose. While the gradient method is another elementary optimization technique, its indeterminate step size precludes its consideration in this study. We now turn to a specific optimization problem:

$$\min_{\mathbf{x}} f(\mathbf{x}). \quad (3.1)$$

Letting \mathbf{x}_t be the state at the t -th iteration for $t \in \mathbb{Z}_{\geq 0}$, Newton's method for Eq. (3.1) is given by

$$\mathbf{x}_{t+1} = \mathbf{x}_t - [\partial_{\mathbf{x}}^2 f(\mathbf{x}_t)]^{-1}\partial_{\mathbf{x}} f(\mathbf{x}_t). \quad (3.2)$$

In the case of CRNs, we have $f(\mathbf{x}) = \mathcal{D}_{\phi}(\mathbf{x}\|\hat{\mathbf{x}})$; then Eq. (3.2) reads

$$\mathbf{x}_{t+1} = \mathbf{x}_t - G_{\phi}^{-1}(\mathbf{x}_t)\partial_{\mathbf{x}}\mathcal{D}_{\phi}(\mathbf{x}_t\|\hat{\mathbf{x}}), \quad (3.3)$$

where G_{ϕ} is the Hessian of $\phi(\cdot)$.

B. Counterexample

We will demonstrate a counterexample to show that Eq. (3.3) does not yield an upper bound for a CRN. We consider the following CRN with $N_{\mathcal{X}} = 2$, $m = 3$, and $N_{\mathbf{e}} = 1$:



⁴ We have used the following notation: $\partial_{\mathbf{x}}\mathcal{D}_{\text{KL}}(\mathbf{x}_t\|\hat{\mathbf{x}}) = \partial_{\mathbf{x}}\mathcal{D}_{\text{KL}}(\mathbf{x}\|\hat{\mathbf{x}})|_{\mathbf{x}=\mathbf{x}_t}$.

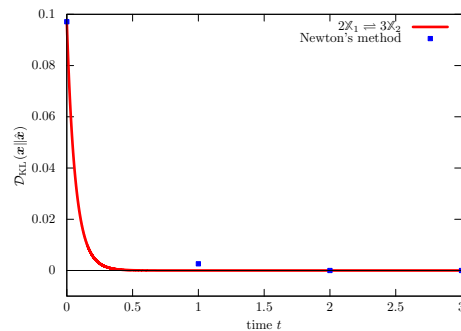


FIG. 1. Dependence of $\mathcal{D}_{\text{KL}}(\mathbf{x}_t\|\hat{\mathbf{x}})$ on t for the CRN in Eq. (3.4) and their upper bound in the case of $\mathbf{x}_{\text{eq}} = \hat{\mathbf{x}}$.

For the simulations of Eq. (2.48), we set $k_{\mathbf{e}}^{\pm} = 1$, $\Delta t = 1.0 \times 10^{-4}$, $\mathbf{x}_{\text{ini}} = [3/4, 11/8]^\top$, and $\hat{\mathbf{x}} = [1, 1]^\top$. In Fig. 1, we plot the dynamics of Eq. (3.4) as well as the dynamics obtained using Newton's method. At $t = 1$, the divergence of Newton's method is greater than that of the CRN, indicating that Newton's method fails to bound the dynamics. This observation is illustrated in the figure. The reason for this discrepancy lies in the nonlinearity of Eq. (3.4).

IV. NATURAL GRADIENT

In this section, we explore the NG method and its applicability to the problem of constraining reaction rates in CRNs. As our proposed methodology hinges on NG, understanding its theoretical underpinnings and its distinction from Newton's method is crucial.

A. Derivation of NG

In this section, we outline the derivation of the NG method, which is grounded in information geometry. Specifically, we will elucidate how the dynamics of a given vector \mathbf{x}_t at time t are updated within the framework of NG:

$$\mathbf{x}_{t+\Delta t} = \mathbf{x}_t + \Delta\mathbf{x}_t(\epsilon), \quad (4.1)$$

where $\Delta\mathbf{x}_t(\epsilon)$ is defined as ⁵

$$\Delta\mathbf{x}_t(\epsilon) = \arg \min_{\Delta\mathbf{x}: \mathcal{D}_{\phi'}(\mathbf{x}_t + \Delta\mathbf{x} \|\mathbf{x}_t) \leq \epsilon} [f(\mathbf{x}_t + \Delta\mathbf{x}) - f(\mathbf{x}_t)] \quad (4.2)$$

$$\approx \arg \min_{\Delta\mathbf{x}: \frac{1}{2}\Delta\mathbf{x}^\top G_{\phi'}(\mathbf{x}_t)\Delta\mathbf{x} \leq \epsilon} \partial_{\mathbf{x}} f(\mathbf{x}_t)^\top \Delta\mathbf{x}. \quad (4.3)$$

⁵ We have used the following notation: $\partial_{\mathbf{x}} f(\mathbf{x}_t) = \partial_{\mathbf{x}} f(\mathbf{x})|_{\mathbf{x}=\mathbf{x}_t}$.

Here, $G_{\phi'}(\mathbf{x}_t)$ is the Hessian given by

$$[G_{\phi'}(\mathbf{x}_t)]_{i,j} := \frac{\partial^2}{\partial x_i \partial x_j} \phi'(\mathbf{x}_t), \quad (4.4)$$

where $[\cdot]_{i,j}$ is the (i,j) -th element. In the case of Eq. (2.36), Eq. (4.4) reads

$$[G_{\phi'}(\mathbf{x}_t)]_{i,j} = \delta_{i,j} \frac{1}{[\mathbf{x}_t]_i}, \quad (4.5)$$

where $\delta_{i,j}$ is the Kronecker delta function and $[\cdot]_i$ is the i -th element. To derive Eq. (4.3), we have used the following expansion of the Bregman divergence:

$$\begin{aligned} \mathcal{D}_{\phi'}(\mathbf{x}_t + \Delta \mathbf{x} \parallel \mathbf{x}_t) &= \phi'(\mathbf{x}_t + \Delta \mathbf{x}) - \phi'(\mathbf{x}_t) - \langle (\mathbf{x}_t + \Delta \mathbf{x}) - \mathbf{x}_t, \partial_{\mathbf{x}} \phi'(\mathbf{x}_t) \rangle \\ & \quad (4.6) \end{aligned}$$

$$\begin{aligned} &\approx \phi'(\mathbf{x}_t) + \partial_{\mathbf{x}} \phi(\mathbf{x}_t)^\top \Delta \mathbf{x} + \frac{1}{2} \Delta \mathbf{x}^\top G_{\phi'}(\mathbf{x}_t) \Delta \mathbf{x} \\ &\quad - \phi'(\mathbf{x}_t) - \langle (\mathbf{x}_t + \Delta \mathbf{x}) - \mathbf{x}_t, \partial_{\mathbf{x}} \phi'(\mathbf{x}_t) \rangle \quad (4.7) \end{aligned}$$

$$= \frac{1}{2} \Delta \mathbf{x}^\top G_{\phi'}(\mathbf{x}_t) \Delta \mathbf{x}. \quad (4.8)$$

Note that Δt in Eq. (4.1) is set to unity in the conventional formulation of NG; in the following section, we will impose a specific relationship between Δt and ϵ in Eq. (4.1) to connect NG and CRNs.

To find the solution of Eq. (4.3), we employ the method of Lagrange multipliers where the Lagrange function reads

$$L(\Delta \mathbf{x}, \lambda) := \partial_{\mathbf{x}} f(\mathbf{x}_t)^\top \Delta \mathbf{x} - \frac{\lambda}{2} (\Delta \mathbf{x}^\top G_{\phi'}(\mathbf{x}_t) \Delta \mathbf{x} - \epsilon). \quad (4.9)$$

The derivative of Eq. (4.9) with respect to $\Delta \mathbf{x}$ takes the following form:

$$\frac{\partial}{\partial \Delta \mathbf{x}} L(\Delta \mathbf{x}, \lambda) = \partial_{\mathbf{x}} f(\mathbf{x}_t) - \lambda G_{\phi'}(\mathbf{x}_t) \Delta \mathbf{x}. \quad (4.10)$$

Then, the solution of Eq. (4.10) is given by

$$\Delta \mathbf{x} = \frac{1}{\lambda} G_{\phi'}^{-1}(\mathbf{x}_t) \partial_{\mathbf{x}} f(\mathbf{x}_t). \quad (4.11)$$

The derivative of Eq. (4.9) with respect to λ has the following form:

$$\frac{\partial}{\partial \lambda} L(\Delta \mathbf{x}, \lambda) = -\frac{1}{2} (\Delta \mathbf{x}^\top G_{\phi'}(\mathbf{x}_t) \Delta \mathbf{x} - \epsilon) \quad (4.12)$$

$$= 0. \quad (4.13)$$

Taking Eq. (4.11) into account, the solution of Eq. (4.13) is written as

$$\lambda^2 = \frac{\partial_{\mathbf{x}} f(\mathbf{x}_t)^\top G_{\phi'}^{-1}(\mathbf{x}_t) \partial_{\mathbf{x}} f(\mathbf{x}_t)}{\epsilon}. \quad (4.14)$$

Combining Eqs. (4.11) and (4.14) and taking account of the nature of the minimization problems, the solution of Eq. (4.3) takes the following form:

$$\Delta \mathbf{x}_t(\epsilon) = -\sqrt{\frac{\epsilon}{\partial_{\mathbf{x}} f(\mathbf{x}_t)^\top G_{\phi'}^{-1}(\mathbf{x}_t) \partial_{\mathbf{x}} f(\mathbf{x}_t)}} G_{\phi'}^{-1}(\mathbf{x}_t) \partial_{\mathbf{x}} f(\mathbf{x}_t). \quad (4.15)$$

Note that $\phi'(\cdot)$ in Eq. (4.15) may be different from $\phi(\cdot)$ appearing in Sec. II. In the case of CRNs, $f(\mathbf{x}_t)$ in Eq. (4.15) represents $\mathcal{D}_{\text{KL}}(\mathbf{x}_t \parallel \hat{\mathbf{x}})$. As shown in Eq. (4.15), ϵ is a key parameter in NG. From the perspective of applying NG to CRNs, the relationship between ϵ in NG and Δt in CRNs, when discretized, is still missing. Therefore, NG cannot be directly applied to CRNs. In the following section, we will explain how to address this challenge and develop a general upper bound on the dynamics of CRNs.

B. Comparison with Newton's method

In this section, we compare NG with Newton's method. Newton's method is a special case of NG when Eq. (4.15) is adjusted according to certain conditions. Specifically, the conditions are $\phi(\cdot) = \phi'(\cdot)$ and $\epsilon = \partial_{\mathbf{x}} f(\mathbf{x}_t)^\top G_{\phi'}^{-1}(\mathbf{x}_t) \partial_{\mathbf{x}} f(\mathbf{x}_t)$. The equation thus becomes equivalent to Eq. (3.3). This equivalency leads us to introduce a systematic NG-based method to determine the direction and step size for a gradient system that bounds CRNs of a specific class.

V. UPPER BOUND ON REACTION RATES

In this section, we construct a nonlinear system that gives an upper bound on reaction rates of CRNs in a given class. The class is characterized by several topological numbers of CRNs: N_v , N_e , and m .

A. Upper bound system

Comparing discretized CRE dynamics with NG dynamics, represented by Eq. (4.1), presents a challenge. The difficulty arises from the absence of an established relationship between ϵ , the constraint parameter in NG, and Δt , the time step in the discretized CRE. To address this issue, we propose the following relationship between ϵ and Δt :

$$\epsilon = \mathcal{D}_{\phi'}(\mathbf{x}_t + \|\dot{\mathbf{x}}_t\|_{\text{F}} \mathbf{e}_t \Delta t \parallel \mathbf{x}_t), \quad (5.1)$$

where $\|\cdot\|_{\text{F}}$ is the Frobenius norm and \mathbf{e}_t is a vector that satisfies $\|\mathbf{e}_t\|_{\text{F}} = 1$. Then, we try to compute the maximum value of ϵ in Eq. (5.1). Note that $S: \mathbb{R}^{N_e} \rightarrow \mathbb{R}^{N_v \times N_e}$ and S is a $N_v \times N_e$ matrix. From Eq. (2.48), we get

$$\|\dot{\mathbf{x}}_t\|_{\text{F}}$$

$$= \left\| S \partial_{\mathbf{f}} \Psi_{\omega(\mathbf{x}_t)}^* \left(-\frac{1}{2} S^{\top} \partial_{\mathbf{x}} \mathcal{D}_{\phi}(\mathbf{x}_t \| \hat{\mathbf{x}}) \right) \right\|_{\mathbb{F}} \quad (5.2)$$

$$\leq \|S\|_{\mathbb{F}} \left\| \partial_{\mathbf{f}} \Psi_{\omega(\mathbf{x}_t)}^* \left(-\frac{1}{2} S^{\top} \partial_{\mathbf{x}} \mathcal{D}_{\phi}(\mathbf{x}_t \| \hat{\mathbf{x}}) \right) \right\|_{\mathbb{F}} \quad (5.3)$$

$$\leq \|S\|_{\mathbb{F}} \left\| \partial_{\mathbf{f}} \Psi_{\omega(\mathbf{x}_t)}^* \left(\left\| -\frac{1}{2} S^{\top} \partial_{\mathbf{x}} \mathcal{D}_{\phi}(\mathbf{x}_t \| \hat{\mathbf{x}}) \right\|_{\text{abs}} \right) \right\|_{\mathbb{F}} \quad (5.4)$$

$$\leq \|S\|_{\mathbb{F}} \left\| \partial_{\mathbf{f}} \Psi_{\omega(\mathbf{x}_t)}^* \left(\frac{1}{2} \|S^{\top}\|_{\mathbb{F}} \|\partial_{\mathbf{x}} \mathcal{D}_{\phi}(\mathbf{x}_t \| \hat{\mathbf{x}})\|_{\mathbb{F}}^{N_{\times} \rightarrow N_e} \right) \right\|_{\mathbb{F}}. \quad (5.5)$$

Here, $\|\cdot\|_{\text{abs}}$ and $\|\cdot\|_{\mathbb{F}}^{N_{\times} \rightarrow N_e}$ are defined as, respectively,

$$\|\mathbf{v}\|_{\text{abs}} := [|v_1|, |v_2|, \dots, |v_{N_{\times}}|]^{\top}, \quad (5.6)$$

$$\|\mathbf{v}\|_{\mathbb{F}}^{N_{\times} \rightarrow N_e} := \underbrace{[\|\mathbf{v}\|_{\mathbb{F}}, \|\mathbf{v}\|_{\mathbb{F}}, \dots, \|\mathbf{v}\|_{\mathbb{F}}]^{\top}}_{N_e}, \quad (5.7)$$

for $\mathbf{v} := [v_1, v_2, \dots, v_{N_{\times}}]^{\top}$. From Eq. (2.31), we have

$$\partial_{\mathbf{f}} \Psi_{\omega(\mathbf{x})}^*(\|\mathbf{f}(\mathbf{x})\|_{\text{abs}}) = \omega(\mathbf{x}) \circ \sinh(\|\mathbf{f}(\mathbf{x})\|_{\text{abs}}), \quad (5.8)$$

$$\partial_{\mathbf{f}} \Psi_{\omega(\mathbf{x})}^*(\|\mathbf{f}(\mathbf{x})\|_{\mathbb{F}}^{N_{\times} \rightarrow N_e}) = \omega(\mathbf{x}) \circ \sinh(\|\mathbf{f}(\mathbf{x})\|_{\mathbb{F}}^{N_{\times} \rightarrow N_e}). \quad (5.9)$$

Given $S : \mathbb{R}^{N_e} \rightarrow \mathbb{R}^{N_{\times}}$ and $\mathbf{v} \in \mathbb{R}^{N_{\times}}$, we have the following inequality for $e = 1, 2, \dots, N_e$:

$$[\|S^{\top} \mathbf{v}\|_{\text{abs}}]_e \leq \|S^{\top}\|_{\mathbb{F}} \|\mathbf{v}\|_{\mathbb{F}} \quad (5.10)$$

$$= [\|S^{\top}\|_{\mathbb{F}} \|\mathbf{v}\|_{\mathbb{F}}^{N_{\times} \rightarrow N_e}]_e, \quad (5.11)$$

where $[\cdot]_e$ is the e -th element. Then, we have finished computing the bound on $\|\hat{\mathbf{x}}_t\|_{\mathbb{F}}$ within a given class of CRNs.

Next, we compute \mathbf{e}_t as follows:

$$\mathbf{e}_t = \arg \max_{\mathbf{e}: \|\mathbf{e}\|_{\mathbb{F}}=1} \mathcal{D}_{\phi'}(\mathbf{x}_t + \|\hat{\mathbf{x}}_t\|_{\mathbb{F}} \mathbf{e} \Delta t \| \mathbf{x}_t) \quad (5.12)$$

$$\approx \arg \max_{\mathbf{e}: \|\mathbf{e}\|_{\mathbb{F}}=1} \left(\frac{1}{2} \|\hat{\mathbf{x}}_t\|_{\mathbb{F}}^2 (\Delta t)^2 \mathbf{e}^{\top} G_{\phi'}(\mathbf{x}_t) \mathbf{e} \right) \quad (5.13)$$

$$= \arg \max_{\mathbf{e}: \|\mathbf{e}\|_{\mathbb{F}}=1} \mathbf{e}^{\top} G_{\phi'}(\mathbf{x}_t) \mathbf{e}. \quad (5.14)$$

Thus, \mathbf{e}_t is the eigenvector associated with the maximum eigenvalue of $G_{\phi'}(\mathbf{x}_t)$. Substituting Eq. (5.5) and the solution of Eq. (5.14) into Eq. (5.1), we can calculate the maximum value of ϵ within a given class of CRNs.

B. S and R of an upper bound system

To identify the upper bound described by Eq. (5.5) for CRNs under certain constraints, both S in Eq. (2.4) and R in Eq. (2.42) must be carefully designed. We introduce a method for determining S_{ub} and R_{ub} specific to a class of CRNs characterized by N_{\times} as the number of chemicals, m as the highest coefficient in chemical reactions, and N_e

as the number of reactions. The S_{ub} and R_{ub} matrices are of dimensions $N_{\times} \times N_e$, and their elements at the (i, e) -th position are defined as follows:

$$[S_{\text{ub}}]_{i,e} := m, \quad (5.15)$$

$$[R_{\text{ub}}]_{i,e} := \mathbb{1}[x_i \leq 1] \min_i([R]_{i,e}) + \mathbb{1}[x_i > 1] \max_i([R]_{i,e}). \quad (5.16)$$

Here, $\mathbb{1}[\cdot]$ denotes the indicator function, and $[\cdot]_{i,e}$ represents the (i, e) -th element. The reader may think that $\mathbb{1}[\cdot]$ is not necessary. This reflects the fact that $x^n \geq x^m$ for $x \in [1, \infty)$ and $n \geq m$ but $x^n \leq x^m$ for $x \in (0, 1]$ and $n \geq m$. By solving Eq. (4.15) with Eqs. (5.1), (5.5), (5.14), (5.15), and (5.16), we can compute the upper bound for a given class. In other words, we use the following inequality to construct an upper bound system:

$$\begin{aligned} \|\hat{\mathbf{x}}_t\|_{\mathbb{F}} &\leq \|S_{\text{ub}}\|_{\mathbb{F}} \\ &\times \left\| \partial_{\mathbf{f}} \Psi_{\omega_{\text{ub}}(\mathbf{x}_t)}^* \left(\frac{1}{2} \|S_{\text{ub}}^{\top}\|_{\mathbb{F}} \|\partial_{\mathbf{x}} \mathcal{D}_{\phi}(\mathbf{x}_t \| \hat{\mathbf{x}})\|_{\mathbb{F}}^{N_{\times} \rightarrow N_e} \right) \right\|_{\mathbb{F}}, \end{aligned} \quad (5.17)$$

where

$$\omega_{\text{ub}}(\mathbf{x}) := 2\sqrt{\mathbf{k}^+ \circ \mathbf{k}^-} \circ \mathbf{x}^{R_{\text{ub}}^{\top}/2}. \quad (5.18)$$

C. Upper bound system with the KL constraint

We utilize Eq. (2.36), represented as $\phi'(\cdot) = \phi_{\text{KL}}(\cdot)$, as the potential function for the Bregman divergence in the constraint of NG⁶. Subsequently, by substituting $\|\partial_{\mathbf{x}} \mathcal{D}_{\text{KL}}(\mathbf{x}_t \| \hat{\mathbf{x}})\|_{\mathbb{F}}^{N_{\times} \rightarrow N_e}$ into Eq. (5.5), we can determine the maximum value of $\|\hat{\mathbf{x}}_t\|_{\mathbb{F}}$ as stated in Eq. (5.5).

VI. NUMERICAL SIMULATIONS

In this section, numerical simulations are conducted to elucidate the upper-bound dynamics for a specified class of CRNs. The parameters are set as follows: $N_{\times} = 4$, $m = 4$, and $N_e = 1$. The initial condition is chosen as $\hat{\mathbf{x}} = [1, 1, 1, 1]^{\top}$ and the time step as $\Delta t = 1.0 \times 10^{-5}$. The rate constants k_e^{\pm} are fixed at 1 for all e ranging from 1 to N_e . Simulations are executed for a total of 3.0×10^4 steps. The initial chemical concentration vector at time $t = 0$ is denoted as \mathbf{x}_{ini} .

⁶ While there are many different candidates for $\phi'(\cdot)$, the L^2 constraint is often used. Then, we explain the case of the L^2 constraint in Appendix B.

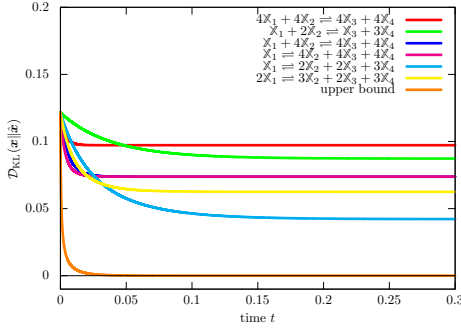
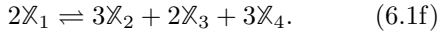
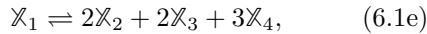
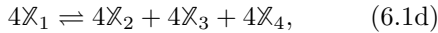
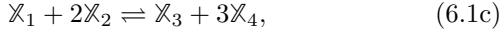
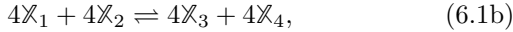
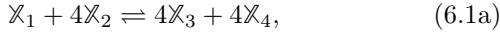


FIG. 2. Dependence of $\mathcal{D}_{\text{KL}}(\mathbf{x}_t \|\hat{\mathbf{x}})$ on time t for several CRNs in Eq. (6.1) and their upper bound in the case of $\mathbf{x}_{\text{eq}} \neq \hat{\mathbf{x}}$.

A. Case where CRNs have different equilibrium state

We introduce CRNs that satisfy the same conditions and compare them from the viewpoint of reaction rate. Here we consider the following six different reactions, which have the same topological quantities ($N_{\mathcal{X}} = 4$, $m = 4$, and $N_{\mathbf{e}} = 1$):



We set $\mathbf{x}_{\text{ini}} = [9/8, 87/80, 27/20, 27/20]^{\top}$, $\hat{\mathbf{x}} = [1, 1, 1, 1]^{\top}$, and $\Delta t = 1.0 \times 10^{-5}$. In Fig. 2, we plot the dynamics of Eq. (6.1) and that of the system constructed in Sec. V. It clearly shows that the system constructed in Sec. V gives an upper bound on CRNs. The CRNs in Eq. (6.1) have equilibrium states different from $\hat{\mathbf{x}}$ because of $\ker(S^{\top})$; then the gap in $\mathcal{D}_{\text{KL}}(\mathbf{x}_t \|\hat{\mathbf{x}})$ remains for $t \gg 0$ and the upper bound is relatively loose.

B. Case where CRNs do not have different equilibrium state

Next, we consider Eq. (6.1b) and set $\mathbf{x}_{\text{ini}} = [1/2, 1/2, 3/2, 3/2]^{\top}$, $\hat{\mathbf{x}} = [1, 1, 1, 1]^{\top}$, and $\Delta t = 1.0 \times 10^{-5}$. In this case, we have $\mathbf{x}_{\text{eq}} = \hat{\mathbf{x}}$. In Fig. 3, we plot the dynamics of Eq. (6.1) and that of the system constructed in Sec. V. The system constructed in Sec. V provides a tighter bound. In Fig. 4, we show the time-difference of the KL divergence $-\Delta \mathcal{D}_{\text{KL}}(\mathbf{x}_t \|\hat{\mathbf{x}})$ per Δt . We have used \mathbf{x}_t on the solution of Eq. (6.1b) with $\mathbf{x}_{\text{ini}} = [1/2, 1/2, 3/2, 3/2]^{\top}$; that is, $-\Delta \mathcal{D}_{\text{KL}}(\mathbf{x}_t \|\hat{\mathbf{x}})$ of the CRN in Eq. (6.1b) and the system constructed in Sec. V on the orbit of the CRN in Eq. (6.1b). As shown in Fig. 4, the system constructed in Sec. V shows faster convergence at each \mathbf{x}_t .

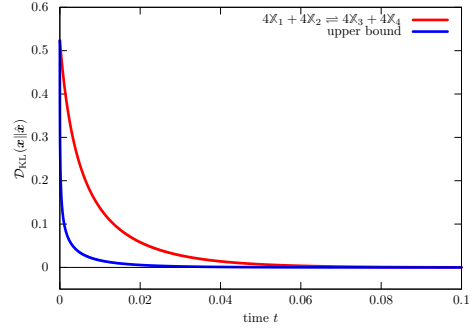


FIG. 3. Dependence of $\mathcal{D}_{\text{KL}}(\mathbf{x}_t \|\hat{\mathbf{x}})$ on time t for the CRN in Eq. (6.1b) and its upper bound in the case of $\mathbf{x}_{\text{eq}} = \hat{\mathbf{x}}$.

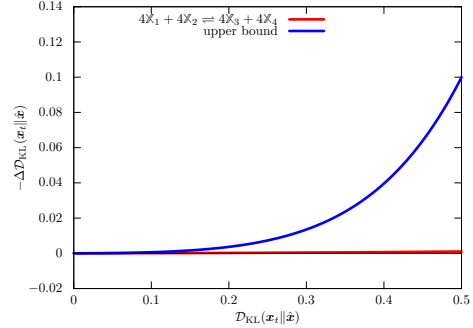


FIG. 4. Relationship between $\mathcal{D}_{\text{KL}}(\mathbf{x}_t \|\hat{\mathbf{x}})$ and $-\Delta \mathcal{D}_{\text{KL}}(\mathbf{x}_t \|\hat{\mathbf{x}})$ for the CRN in Eq. (6.1b) and its upper bound in the case of $\mathbf{x}_{\text{eq}} = \hat{\mathbf{x}}$. We have used \mathbf{x}_t on the solution of Eq. (6.1b).

C. Case of $N_{\mathbf{e}} > 1$

We consider the fully-connected CRNs whose hyper-vertices are given by

$$\mathbb{V}_1 = \{\mathcal{X}_1 + \mathcal{X}_2, \mathcal{X}_2 + \mathcal{X}_3, \mathcal{X}_3 + \mathcal{X}_4, \mathcal{X}_4 + \mathcal{X}_1\}, \quad (6.2a)$$

$$\mathbb{V}_2 = \{\mathcal{X}_1 + 3\mathcal{X}_2 + 4\mathcal{X}_3, \mathcal{X}_2 + 2\mathcal{X}_3, 4\mathcal{X}_1 + \mathcal{X}_3 + \mathcal{X}_4, \mathcal{X}_1 + 3\mathcal{X}_2 + \mathcal{X}_4\}, \quad (6.2b)$$

$$\mathbb{V}_3 = \{4\mathcal{X}_1 + 3\mathcal{X}_2 + 4\mathcal{X}_3, 4\mathcal{X}_2 + 2\mathcal{X}_3 + 4\mathcal{X}_4, 4\mathcal{X}_1 + 4\mathcal{X}_3 + \mathcal{X}_4, 2\mathcal{X}_1 + 3\mathcal{X}_2 + 4\mathcal{X}_4\}. \quad (6.2c)$$

The CRNs in Eq. (6.2) belong to the class of CRNs labeled by $N_{\mathcal{X}} = 4$, $N_{\mathbf{e}} = 6$, and $m = 4$. We call the CRNs in Eq. (6.2) type 1, type 2, and type 3 from above.

We plot the dynamics of the CRNs in Eq. (6.2) and its upper bound in the case of $\mathbf{x}_{\text{eq}} \neq \hat{\mathbf{x}}$. In Fig. 5, we set $\mathbf{x}_{\text{ini}} = [9/8, 87/80, 27/20, 27/20]^{\top}$, $\hat{\mathbf{x}} = [1, 1, 1, 1]^{\top}$, $k_{\pm}^{\pm} = 1$, and $\Delta t = 1.0 \times 10^{-5}$. Figure 5 clearly demonstrates the upper bound holds for $N_{\mathbf{e}} > 1$.

We show the dependence of $\mathcal{D}_{\text{KL}}(\mathbf{x}_t \|\hat{\mathbf{x}})$ on time t for the CRN in Eq. (6.2c) and its upper bound in the case of $\mathbf{x}_{\text{eq}} = \hat{\mathbf{x}}$. In Fig. 6, we set $\hat{\mathbf{x}} = [1.2547, 1.1021, 1.1951, 1.3388]^{\top}$. In Fig. 7, we also show the dependence of $\mathcal{D}_{\text{KL}}(\mathbf{x}_t \|\hat{\mathbf{x}})$ on time t for the CRN in Eq. (6.2c) and its upper bound in the case of $\mathbf{x}_{\text{eq}} = \hat{\mathbf{x}}$.

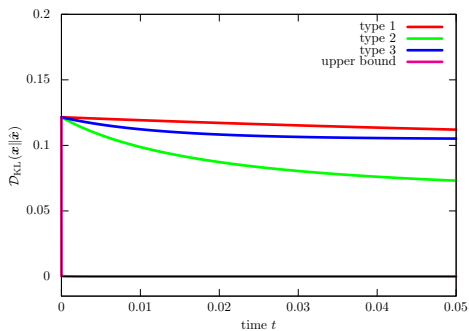


FIG. 5. Dependence of $\mathcal{D}_{\text{KL}}(\mathbf{x}_t \|\hat{\mathbf{x}})$ on time t for the CRNs in Eq. (6.2) and its upper bound in the case of $\mathbf{x}_{\text{eq}} \neq \hat{\mathbf{x}}$.

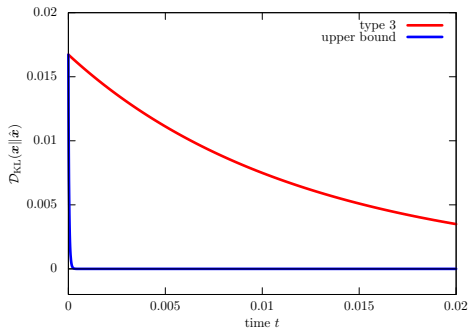


FIG. 6. Dependence of $\mathcal{D}_{\text{KL}}(\mathbf{x}_t \|\hat{\mathbf{x}})$ on time t for the CRN in Eq. (6.2c) and its upper bound in the case of $\mathbf{x}_{\text{eq}} = \hat{\mathbf{x}}$.

D. Comparison of the upper bounds

In this section, we examine the behavior of the upper bound under varying parameters. The parameters are $N_{\text{X}} = 4$, $N_{\text{e}} = 1$, $\mathbf{x}_{\text{ini}} = [3/4, 3/4, 5/4, 5/4]^{\top}$, and $\mathbf{x}_{\text{eq}} = [1, 1, 1, 1]^{\top}$. Figure 8 depicts the dependence of $\mathcal{D}_{\text{KL}}(\mathbf{x}_t \|\hat{\mathbf{x}})$ on t for $m = 1, 2, 3, 4$. Figure 9 portrays the relationship between $\mathcal{D}_{\text{KL}}(\mathbf{x}_t \|\hat{\mathbf{x}})$ and $-\Delta\mathcal{D}_{\text{KL}}(\mathbf{x}_t \|\hat{\mathbf{x}})$ for $N_{\text{X}} = 4$ and $N_{\text{e}} = 1$. The figures indicate that higher values of m are associated with increased rates of convergence. This behavior is consistent with the expectation that nonlinearity in CRNs tends to influence reaction rates.

The relationship between the KL divergence and the entropy production was pointed out in Ref. [36]. Letting $\Sigma_{\text{tot}}(\mathbf{x}_t)$ be the total entropy, the following relationship holds:

$$\Sigma_{\text{tot}}(\mathbf{x}_t) - \Sigma_{\text{tot}}(\mathbf{x}_{t'}) = -\frac{V}{T} [\mathcal{D}_{\text{KL}}(\mathbf{x}_t \|\hat{\mathbf{x}}) - \mathcal{D}_{\text{KL}}(\mathbf{x}_{t'} \|\hat{\mathbf{x}})], \quad (6.3)$$

where V is the volume of the system and T is the temperature of the environment. In NG, the right-hand side of Eq. (7.1) is maximized under $\mathcal{D}_{\phi'}(\mathbf{x}_t + \Delta\mathbf{x} \|\mathbf{x}_t) \leq \epsilon$ as written in Eq. (4.3). Furthermore, ϵ in the optimization problem to find the upper bound in Sec. V is equal to or larger than the time-difference of the KL divergence

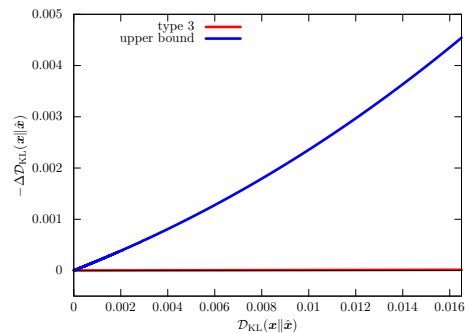


FIG. 7. Dependence of $\mathcal{D}_{\text{KL}}(\mathbf{x}_t \|\hat{\mathbf{x}})$ on time t for the CRN in Eq. (6.2c) and its upper bound in the case of $\mathbf{x}_{\text{eq}} = \hat{\mathbf{x}}$.

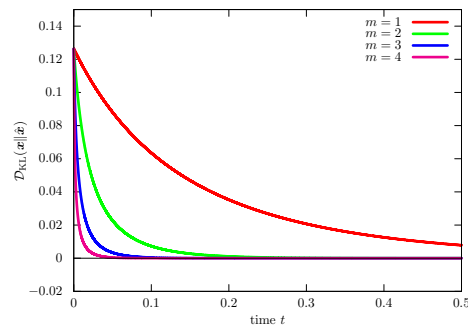


FIG. 8. Dependence of $\mathcal{D}_{\text{KL}}(\mathbf{x}_t \|\hat{\mathbf{x}})$ for t for $m = 1, 2, 3, 4$. We set $N_{\text{X}} = 4$ and $N_{\text{e}} = 1$.

of CRNs in a given class. Thus, the entropy production of the system designed in Sec. V is larger than those of CRNs in a given class and it shows faster convergence toward $\hat{\mathbf{x}}$.

VII. DISCUSSION

The relationship between the KL divergence and the entropy production was pointed out in Ref. [36]. Letting $\Sigma_{\text{tot}}(\mathbf{x}_t)$ be the total entropy, the following relationship holds:

$$\Sigma_{\text{tot}}(\mathbf{x}_t) - \Sigma_{\text{tot}}(\mathbf{x}_{t'}) = -\frac{V}{T} [\mathcal{D}_{\text{KL}}(\mathbf{x}_t \|\hat{\mathbf{x}}) - \mathcal{D}_{\text{KL}}(\mathbf{x}_{t'} \|\hat{\mathbf{x}})], \quad (7.1)$$

where V is the volume of the system and T is the temperature of the environment. In NG, the right-hand side of Eq. (7.1) is maximized under $\mathcal{D}_{\phi'}(\mathbf{x}_t + \Delta\mathbf{x} \|\mathbf{x}_t) \leq \epsilon$ as written in Eq. (4.3). Furthermore, ϵ in the optimization problem to find the upper bound in Sec. V is equal to or larger than the time-difference of the KL divergence of CRNs in a given class. Thus, the entropy production of the system designed in Sec. V is larger than those of CRNs in a given class and it shows faster convergence toward $\hat{\mathbf{x}}$.

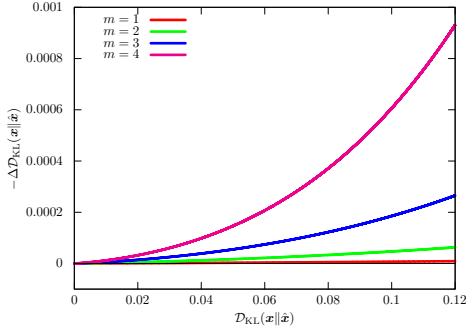


FIG. 9. Relationship between $\mathcal{D}_{\text{KL}}(\mathbf{x}_t \|\hat{\mathbf{x}})$ and $-\Delta\mathcal{D}_{\text{KL}}(\mathbf{x}_t \|\hat{\mathbf{x}})$ for $N_{\times} = 4$ and $N_e = 1$.

VIII. CONCLUSIONS

In this study, we developed a framework based on NG to establish an upper bound on the dynamics of a specific subset of CRNs. The physical meaning of this bound relates to the concept of entropy production, which in turn is related to the speed of convergence of the chemical reaction. The nonlinearity commonly present in CRNs presents a challenge, which is addressed here. The optimization problem in the NG derivation was found to be related to entropy production, enriching the understanding of NG within a thermodynamic context. While the primary focus has been on CRNs, the methods and discussions are applicable to a wider range of hypergraph dynamics. The study holds implications for fields beyond chemistry and physics, including information science and machine learning.

ACKNOWLEDGMENTS

H.M. was supported by JSPS KAKENHI Grant Number 23H04489. T. J. K was supported by JST (Grants No. JPMJCR2011 and No. JPMJCR1927) and JSPS (Grant No. 19H05799). L.-S.B. was partially funded by NSF award CHE-2002313.

Appendix A: Derivation of the KL divergence from the Bregman divergence

In this section, we show that the Bregman divergence, Eq. (2.34), with Eq. (2.36) is equivalent to the KL divergence, Eq. (2.37). Let us define the following potential for $\alpha \in \mathbb{R}$:

$$\phi_{\text{KL}}^{(\alpha)}(\mathbf{x}) := \sum_{i=1}^{N_{\times}} x_i (\ln x_i - \alpha) \quad (\text{A.1})$$

The Bregman divergence, Eq. (2.34), with Eq. (A.1) is computed as follows:

$$\mathcal{D}_{\phi_{\text{KL}}^{(\alpha)}}(\mathbf{x} \|\mathbf{y}) = \phi_{\text{KL}}^{(\alpha)}(\mathbf{x}) - \phi_{\text{KL}}^{(\alpha)}(\mathbf{y}) - \langle (\mathbf{x} - \mathbf{y}), \nabla \phi_{\text{KL}}^{(\alpha)}(\mathbf{y}) \rangle \quad (\text{A.2})$$

$$\begin{aligned} &= \sum_{i=1}^{N_{\times}} x_i (\ln x_i - \alpha) - \sum_{i=1}^{N_{\times}} y_i (\ln y_i - \alpha) \\ &\quad - \sum_{i=1}^{N_{\times}} (x_i - y_i) (\ln y_i - \alpha + 1) \end{aligned} \quad (\text{A.3})$$

$$\begin{aligned} &= \sum_{i=1}^{N_{\times}} x_i \ln x_i - \sum_{i=1}^{N_{\times}} y_i \ln y_i \\ &\quad - \sum_{i=1}^{N_{\times}} (x_i - y_i) \ln y_i - \sum_{i=1}^{N_{\times}} (x_i - y_i) \end{aligned} \quad (\text{A.4})$$

$$= \sum_{i=1}^{N_{\times}} x_i \ln \frac{x_i}{y_i} - \sum_{i=1}^{N_{\times}} (x_i - y_i) \quad (\text{A.5})$$

$$= \mathcal{D}_{\text{KL}}(\mathbf{x} \|\mathbf{y}) \quad (\text{A.6})$$

Thus, the Bregman divergence, Eq. (2.34), with Eq. (A.1) is equivalent to the KL divergence, Eq. (2.37), independently from α . Furthermore, Eq. (2.36) is the special case of Eq. (A.1) with $\alpha = 0$.

Appendix B: Upper bound system with the L^2 constraint

In Sec. V, we have considered $\phi_{\text{KL}}(\cdot)$, Eq. (2.36), as the potential of the Bregman divergence in the constraint term since the KL divergence is minimized in CRNs. However, we are not limited to this choice, and it is expected that a different potential in the constraint may give us a different bound. Another simple candidate for the potential of the Bregman divergence in the constraint is the L^2 norm given by

$$\phi_{L^2}(\mathbf{x}) := \sum_{i=1}^{N_{\times}} |x_i|^2. \quad (\text{B.1})$$

In this case, $\mathcal{D}_{\text{KL}}(\mathbf{x}_t + \|\dot{\mathbf{x}}_t\|_{\text{F}} \mathbf{e}_t \Delta t \|\mathbf{x}_t)$ does not depend on \mathbf{e}_t and the Hessian $G_{\phi_{L^2}}(\mathbf{x}_t)$ becomes the identity matrix: $G_{\phi_{L^2}}(\mathbf{x}_t) = \mathbb{1}$.

[1] U. Seifert, Stochastic thermodynamics, fluctuation theorems and molecular machines, Reports on progress in

physics **75**, 126001 (2012).

- [2] N. Shiraishi, *An Introduction to Stochastic Thermodynamics: From Basic to Advanced*, Vol. 212 (Springer Nature, 2023).
- [3] R. Kawai, J. M. R. Parrondo, and C. V. den Broeck, Dissipation: The phase-space perspective, *Phys. Rev. Lett.* **98**, 080602 (2007).
- [4] H. Miyahara and K. Aihara, Work relations with measurement and feedback control on nonuniform temperature systems, *Phys. Rev. E* **98**, 042138 (2018).
- [5] A. C. Barato and U. Seifert, Thermodynamic uncertainty relation for biomolecular processes, *Phys. Rev. Lett.* **114**, 158101 (2015).
- [6] T. R. Gingrich, J. M. Horowitz, N. Perunov, and J. L. England, Dissipation bounds all steady-state current fluctuations, *Phys. Rev. Lett.* **116**, 120601 (2016).
- [7] Y. Hasegawa and T. Van Vu, Uncertainty relations in stochastic processes: An information inequality approach, *Phys. Rev. E* **99**, 062126 (2019).
- [8] T. Van Vu and Y. Hasegawa, Uncertainty relations for underdamped langevin dynamics, *Phys. Rev. E* **100**, 032130 (2019).
- [9] T. Van Vu and K. Saito, Thermodynamic unification of optimal transport: Thermodynamic uncertainty relation, minimum dissipation, and thermodynamic speed limits, *Phys. Rev. X* **13**, 011013 (2023).
- [10] N. Ohga, S. Ito, and A. Kolchinsky, Thermodynamic bound on the asymmetry of cross-correlations, arXiv preprint arXiv:2303.13116 (2023).
- [11] T. Van Vu, V. T. Vo, and K. Saito, Dissipation bounds asymmetry of finite-time cross-correlations, arXiv preprint arXiv:2305.18000 (2023).
- [12] A. Dechant, J. Garnier-Brun, and S.-i. Sasa, Thermodynamic bounds on correlation times, arXiv preprint arXiv:2303.13038 (2023).
- [13] T. J. Kobayashi and Y. Sughiyama, Fluctuation relations of fitness and information in population dynamics, *Phys. Rev. Lett.* **115**, 238102 (2015).
- [14] H. Miyahara, Many-body perturbation theory and fluctuation relations for interacting population dynamics, *Phys. Rev. E* **99**, 042415 (2019).
- [15] Y. Sughiyama and T. J. Kobayashi, Steady-state thermodynamics for population growth in fluctuating environments, *Phys. Rev. E* **95**, 012131 (2017).
- [16] H. Miyahara, Steady-state thermodynamics for population dynamics in fluctuating environments with side information, *Journal of Statistical Mechanics: Theory and Experiment* **2022**, 013501 (2022).
- [17] K. Adachi, R. Iritani, and R. Hamazaki, Universal constraint on nonlinear population dynamics, *Communications Physics* **5**, 129 (2022).
- [18] M. Hoshino, R. Nagayama, K. Yoshimura, J. F. Yamagishi, and S. Ito, Geometric speed limit for acceleration by natural selection in evolutionary processes, *Phys. Rev. Res.* **5**, 023127 (2023).
- [19] T. J. Kobayashi, D. Loutchko, A. Kamimura, S. Horiguchi, and Y. Sughiyama, Information geometry of dynamics on graphs and hypergraphs, arXiv preprint arXiv:2211.14455 (2022).
- [20] T. J. Kobayashi, D. Loutchko, A. Kamimura, and Y. Sughiyama, Kinetic derivation of the hessian geometric structure in chemical reaction networks, *Phys. Rev. Res.* **4**, 033066 (2022).
- [21] T. J. Kobayashi, D. Loutchko, A. Kamimura, and Y. Sughiyama, Hessian geometry of nonequilibrium chemical reaction networks and entropy production decompositions, *Phys. Rev. Res.* **4**, 033208 (2022).
- [22] T. Okada and A. Mochizuki, Law of localization in chemical reaction networks, *Phys. Rev. Lett.* **117**, 048101 (2016).
- [23] Y. Hirono, T. Okada, H. Miyazaki, and Y. Hidaka, Structural reduction of chemical reaction networks based on topology, *Phys. Rev. Res.* **3**, 043123 (2021).
- [24] Y. Hirono, T. Okada, H. Miyazaki, and Y. Hidaka, Structural reduction of hypergraphs based on topology, in *Proceedings of Blockchain in Kyoto 2021 (BCK21)*, <https://journals.jps.jp/doi/pdf/10.7566/JPSCP.36.011008>.
- [25] Y. Hirono, H. Hong, and J. K. Kim, Robust perfect adaptation of reaction fluxes ensured by network topology, arXiv preprint arXiv:2302.01270 (2023).
- [26] S.-i. Amari and H. Nagaoka, *Methods of information geometry*, Vol. 191 (American Mathematical Soc., 2000).
- [27] S.-i. Amari, *Information Geometry and Its Applications*, Applied Mathematical Sciences (Springer Japan, 2016).
- [28] S.-I. Amari, Natural gradient works efficiently in learning, *Neural computation* **10**, 251 (1998).
- [29] Y. Wang and W. Li, Accelerated information gradient flow, *Journal of Scientific Computing* **90**, 1 (2022).
- [30] S. A. Horiguchi and T. J. Kobayashi, Cellular gradient flow structure linking single-cell-level rules and population-level dynamics, *Phys. Rev. Res.* **5**, L022052 (2023).
- [31] J. Karbowski, Bounds on the rates of statistical divergences and mutual information, arXiv preprint arXiv:2308.05597 (2023).
- [32] D. A. Beard and H. Qian, *Chemical biophysics: quantitative analysis of cellular systems*, Vol. 126 (Cambridge University Press Cambridge, 2008).
- [33] M. Feinberg, *Foundations of chemical reaction network theory* (Springer, 2019).
- [34] R. Rao and M. Esposito, Nonequilibrium thermodynamics of chemical reaction networks: Wisdom from stochastic thermodynamics, *Phys. Rev. X* **6**, 041064 (2016).
- [35] R. Hamming, *Numerical methods for scientists and engineers* (Courier Corporation, 2012).
- [36] Y. Sughiyama, D. Loutchko, A. Kamimura, and T. J. Kobayashi, Hessian geometric structure of chemical thermodynamic systems with stoichiometric constraints, *Phys. Rev. Res.* **4**, 033065 (2022).