

Confounder Selection via Iterative Graph Expansion

F. Richard Guo ^{*1} and Qingyuan Zhao ^{†1}

¹Statistical Laboratory, University of Cambridge, UK

October 26, 2023

Abstract

Confounder selection, namely choosing a set of covariates to control for confounding between a treatment and an outcome, is arguably the most important step in the design of observational studies. Previous methods, such as Pearl’s celebrated back-door criterion, typically require pre-specifying a causal graph, which can often be difficult in practice. We propose an interactive procedure for confounder selection that does not require pre-specifying the graph or the set of observed variables. This procedure iteratively expands the causal graph by finding what we call “primary adjustment sets” for a pair of possibly confounded variables. This can be viewed as inverting a sequence of latent projections of the underlying causal graph. Structural information in the form of primary adjustment sets is elicited from the user, bit by bit, until either a set of covariates are found to control for confounding or it can be determined that no such set exists. Other information, such as the causal relations between confounders, is not required by the procedure. We show that if the user correctly specifies the primary adjustment sets in every step, our procedure is both sound and complete.

1 Introduction

Consider an observational study where the causal effect of a treatment variable X on an outcome variable Y is of interest. Arguably, the single most widely used strategy for identifying the causal effect is through *confounder adjustment*, which employs a set of observed covariates that are carefully chosen to control for confounding. Let $Y(x)$ be the potential outcome of Y had the treatment X been intervened on and set to level x . A set of covariates S control for confounding if for every observed level x of X , X and $Y(x)$ are independent within each stratum defined by S , a condition known as conditional ignorability or conditional exchangeability (Rosenbaum and Rubin, 1983; Greenland and Robins, 2009; Hernán and Robins, 2020). The task of choosing such a set of covariates is called *confounder selection*.

While there exist a variety of approaches and criteria for confounder selection (see Guo et al., 2022 for a recent survey), it is clear that this cannot be answered by data alone and hence is fundamentally different from statistical variable selection (e.g. stepwise algorithms in linear regression). That is, domain knowledge about the underlying causal mechanism or structure is indispensable. Causal graphical model provides an intuitive framework for formalizing such knowledge. Specifically, if we have available a causal directed acyclic graph (DAG) model for relevant variables in an observational study, the celebrated back-door criterion (Pearl, 1993) answers whether or not a set of covariates S controls for confounding, and this criterion is complete in a sense that will be described in Section 2.3. The set S is called a *sufficient adjustment set* if it satisfies the back-door criterion. When there are more than one sufficient adjustment

*ricguo@statslab.cam.ac.uk

†qyzhao@statslab.cam.ac.uk

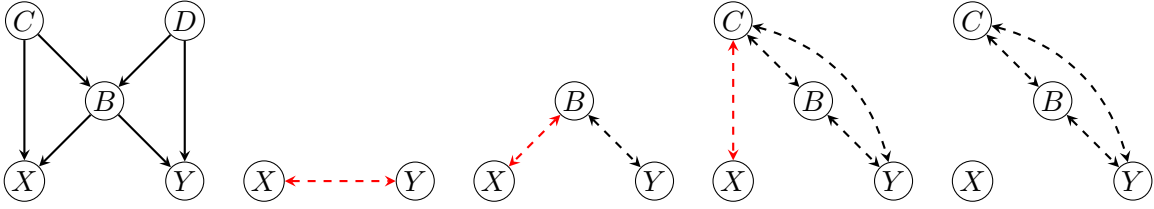


Figure 1: An illustration of the iterative graph expansion using the “butterfly bias” example. The edge chosen for expansion is highlighted in red.

sets, one may wish to further choose a set based on size or statistical efficiency (see, e.g., [Henckel et al., 2022](#); [Rotnitzky and Smucler, 2020](#); [Smucler and Rotnitzky, 2022](#)). Yet, these are secondary objectives that we will set aside for the rest of this paper. As far as validity is concerned, confounder selection is sometimes considered a “solved problem” in light of the back-door criterion, provided that a causal DAG (or a latent projection of the DAG) can be pre-specified to represent our domain knowledge and assumptions.

However, the back-door criterion is often difficult to apply in practice. As the back-door criterion is a global condition about the candidate set of covariates S , the treatment X , the outcome Y and other variables in the system (see Section 2.3 for its statement), a practitioner must be able to (1) conceive all the variables, observed or unobserved, that are relevant, (2) posit all causal relations among these variables, (3) understand how a DAG encodes causal assumptions, and (4) draw the DAG accordingly, or at least a large portion of it, to transcribe the posited relations graphically. While tools and protocols for drawing DAGs have been developed ([Shrier and Platt, 2008](#); [Haber et al., 2022](#)), this is still a formidable process in practice. It is often difficult to conceive all the relevant variables, let alone posit all causal relations among them.

1.1 Overview of the iterative graph expansion procedure

In this paper, we take an interactive, bottom-up approach to confounder selection that does not require pre-specifying the causal graph. Our method, called *iterative graph expansion*, is based on a symmetric reformulation of Pearl’s back-door criterion and can be viewed as the inverse of the well-known *latent projection* ([Verma and Pearl, 1990](#)). The knowledge about the underlying causal graph is elicited from the user, bit by bit, until one or more sets of covariates that meet the symmetric back-door criterion are found, or it is determined that so such set exists. For this procedure, a key new concept is a *primary adjustment set*: an adjustment set for a pair of variables is called primary if for every common ancestor of the two variables, at least one of the two causal paths from the ancestor to these two variables are blocked by the adjustment set. Intuitively, a primary adjustment set removes all “immediate” confounding between the two variables.

More specifically, the process of graph expansion starts with a working graph consisting of two vertices — the treatment X and the outcome Y — and a dashed bidirected edge, representing possible uncontrolled confounding, between them. In each step, the user is asked to provide candidates of *primary adjustment sets* to expand a dashed bidirected edge selected from the current working graph; if no such set exists, the dashed bidirected edge is changed to a solid edge. If primary adjustment sets do exist, then every such set leads to an expanded graph: the selected dashed edge is removed and those vertices in the primary adjustment set are introduced to the graph, with a dashed bidirected edge drawn between every new vertex and every old vertex, as well as between every pair of new vertices. This process is repeated until the treatment and the outcome are no longer connected by solid or dashed bidirected edges. When this occurs, variables other than X and Y in the working graph form a sufficient adjustment set.

Figure 1 illustrates the iterative graph expansion when the underlying causal graph is a “butterfly” (the

leftmost graph). In the first iteration, the algorithm expands the potential bidirected edge $X \leftrightarrow Y$ with primary adjustment set $\{B\}$. This creates two more potential bidirected edges, $B \leftrightarrow X$ and $B \leftrightarrow Y$. The second iteration of the algorithm expands $B \leftrightarrow X$ by further adding $\{C\}$ to the graph, which creates three more potential bidirected edges, $C \leftrightarrow X$, $C \leftrightarrow Y$, and $C \leftrightarrow B$. The next iteration simply removes $C \leftrightarrow X$, as there is no confounding between C and X . This leads to the rightmost graph, where X and Y are not connected by bidirected edges. Hence, the algorithm returns $\{B, C\}$ as a sufficient adjustment set. Similarly, the set $\{B, D\}$ can also be identified as a sufficient adjustment set through another sequence of expansions. In fact, $\{B, C\}$ and $\{B, D\}$ are the only two minimal sufficient adjustment sets in this example. More examples are given in Section 6 and Appendix C.

Compared to existing methods for confounder selection, such as directly applying the back-door criterion, the iterative graph expansion procedure has several advantages. First of all, it makes structural queries “economical” in the sense that only so much information needed for confounder selection is elicited from the user. All other information, including the presence or absence of directed edges among the confounders, is never requested. Second, familiarity with causal graphs (such as how to apply d-separation) is not required to deploy the procedure; the user is only expected to identify common causes and mediators. To facilitate the use of our procedure, we provide a Shiny web application accessible from <https://ricguo.shinyapps.io/InteractiveConfSel/>. Finally, we show that this procedure is sound and complete in the following sense: if all the primary adjustment sets specified by the user are indeed primary, then every adjustment set identified by the procedure is sufficient; further, if the user correctly specifies all the minimal primary adjustment sets in each step, then every minimal sufficient adjustment set will be identified by the procedure.

It is worth mentioning that there are other proposals in the literature for confounder selection that only require partial knowledge about the causal graph, including, notably, the *disjunctive cause criterion* due to VanderWeele and Shpitser (2011); see also VanderWeele (2019) for its variants. The disjunctive cause criterion selects all the observed pre-treatment covariates that are ancestors (i.e. direct or indirect causes) of the treatment, the outcome or both. VanderWeele and Shpitser (2011) showed that this adjustment set is sufficient whenever the set of observed pre-treatment covariates contains any sufficient adjustment set as a subset; see also Richardson et al. (2018); Guo et al. (2022). While this criterion can be useful when data has already been collected and domain knowledge is scarce, verifying the assumption that the set of collected covariates contains a sufficient adjustment set can be as difficult as the task of confounder selection itself. Moreover, the disjunctive cause criterion and many other existing proposals require pre-specifying the set of observed covariates. As such, they are not best suited for designing an observational study, when a primary goal is to determine how data should be collected. Finally, to the best of our knowledge, all the existing methods for confounder selection are “static” — they cannot learn from the user in an interactive way.

1.2 Other contributions and organization of this paper

The iterative graph expansion procedure is built on several conceptual and technical novelties, summarized as follows.

First, we provide a definition of *confounding paths*, the symmetric structure that induces confounding between two variables. Specifically, a path between A to B is called *confounding* if it has two endpoint arrowheads. This allows us to symmetrize Pearl’s back-door criterion and reduce the task of confounder selection to blocking all confounding paths between the treatment and the outcome. The notion of a confounding *path* complements earlier efforts in the literature towards properly defining a *confounder*, or more precisely, a confounding *variable*. VanderWeele and Shpitser (2013) reviewed several popular notions of confounders and showed that none of them is satisfactory. They further provided an alternative definition: a confounder is a pre-exposure covariate C for which there exists a set of other covariates S

such that (S, C) is a sufficient adjustment set but no proper subset of (S, C) is sufficient. However, this definition does not lead to a practical procedure for selecting confounders.

Second, we adopt the notion of *confounding arcs* from Pearl (2009, Section 3.5) and provide a concrete definition: a confounding arc is a confounding path with no colliders. It is easy to see that every a confounding path can be decomposed into one or more confounding arcs. Importantly, when a set of covariates block a confounding arc, all its superset also blocks the same arc; the same property doesn't hold for confounding paths consisting of more than one confounding arcs. Nevertheless, we show that, by iteratively blocking confounding arcs, we can eventually block all the confounding paths between the treatment and the outcome.

Third, we introduce a *district criterion* for confounder selection, which posits that a set S is an adjustment set if X and Y are in different “districts” in the latent projection graph over $S \cup \{X, Y\}$. This is equivalent to the symmetric back-door criterion but can be easier to check in practice.

Finally, to develop our procedure and prove its soundness and completeness, we introduce a set of refined m-connection/separation relations, along with a set of notation, to reason about confounding paths and arcs. As with the usual m-connection, we show that these relations are preserved by latent projection.

The rest of this paper is organized as follows. In Section 2, we introduce the preliminaries on causal graphical models, including some basic graphical terms, m-separation and latent projection. In Section 3, we introduce confounding paths, confounding arcs and refined m-connection, with which we formulate a symmetric version of the back-door criterion. We study the properties of refined m-connection in Section 4. We show that latent projection preserves refined m-connection (Theorem 2), which then leads to the district criterion (Section 4.2). Graphoid-like properties of refined m-connection are also studied in Section 4.3. We present iterative our graph expansion procedure in Section 5. When the user acts like an oracle and answers all queries about primary adjustment sets correctly, our procedure is shown to be both sound and complete (Theorem 5). Practical considerations and subroutines needed for the procedure are studied in Sections 5.3 and 5.4. We conclude with some discussion in Section 7. Technical proofs and other supplementary materials can be found in the appendix.

2 Preliminaries of causal graphical models

2.1 Basic graphical concepts

A directed mixed graph $\mathcal{G} = (V, \mathcal{D}, \mathcal{B})$ is a graph over a finite vertex set V that consists of two types of edges, directed edges $\mathcal{D} \subseteq V \times V$ and bidirected edges $\mathcal{B} \subseteq V \times V$. Each vertex in V represents a random variable. We write $A \rightarrow B$ for a directed edge $(A, B) \in \mathcal{D}$, which signifies the presence of a direct causal effect of A on B ; by “direct”, we mean this causal effect is not mediated by other variables in the graph. We write $A \leftrightarrow B$ for a bidirected edge $(A, B) \in \mathcal{B}$ (and hence also $(B, A) \in \mathcal{B}$), which signifies the presence of *endogeneity* — a form of unmeasured *confounding* — between A and B ; endogeneity introduces non-causal association that cannot be explained away by other variables in the graph. A maximal set of vertices connected by bidirected edges is called a *district*. Between two vertices $A, B \in V$, we allow the existence of both a directed edge and a bidirected edge. A directed cycle is a sequence of directed edges $v_1 \rightarrow \dots \rightarrow v_l \rightarrow v_1$ with $v_l = v_1$ and $l > 1$. If \mathcal{G} contains no directed cycle, we call \mathcal{G} an *acyclic directed mixed graph* (ADMG). Further, if \mathcal{G} contains no bidirected edge, we call it a *directed acyclic graph* (DAG).

A *walk* is a sequence of adjacent edges of any type or orientation. If all vertices on a walk are distinct, we say it is a *path*. For ADMGs, it is necessary to specify a walk or path as a sequence of edges instead of vertices, as there may exist both directed and bidirected edges between two vertices. A walk or path is directed if it is formed of directed edges pointing in the same direction.

For any walk π , a non-endpoint vertex A is said to be a *collider* on π if both the edges before and after A have an arrowhead pointing to A , or in other words, if π contains $\rightarrow A \leftarrow$, $\rightarrow A \leftrightarrow$, $\leftrightarrow A \leftarrow$ or $\leftrightarrow A \leftrightarrow$. Note that a vertex can be a collider on one path and a non-collider on another path. We call a walk or path without colliders an *arc* and denote it by a squiggly line (\rightsquigarrow); the same concept (with some slight variation) is also referred to as a *trek* by some authors (Spirites et al., 1993; Sullivant et al., 2010). An arc can be further specified by the arrowhead or tail added to the squiggly line. A directed path from A to B is written as $A \rightsquigarrow B$ or $B \leftarrow A$. A path from A to B with no colliders and two endpoint arrowheads is called a *confounding arc* and written as $A \leftrightarrow B$. We use a half-arrowhead to indicate that the endpoint can be either an arrowhead or a tail. For example, $A \rightsquigarrow B$ means the path is either $A \rightsquigarrow B$ or $A \leftrightarrow B$.

We adopt the common familial terminologies for graphical models. A vertex A is said to be a *parent* of another vertex B and B a *child* of A in the ADMG \mathcal{G} if \mathcal{G} contains $A \rightarrow B$; and A is said to be an *ancestor* of B and B a *descendant* of A if \mathcal{G} contains $A \rightsquigarrow B$. (This differs from the convention that A is considered both an ancestor and a descendant of itself used by many authors.) With these relations, we define sets $\text{pa}_{\mathcal{G}}(v)$, $\text{ch}_{\mathcal{G}}(v)$, $\text{an}_{\mathcal{G}}(v)$, $\text{de}_{\mathcal{G}}(v)$ for a vertex $v \in V$ and extend these definitions to a vertex set $A \subseteq V$ disjunctively, e.g., $\text{pa}_{\mathcal{G}}(A) := \cup_{v \in A} \text{pa}_{\mathcal{G}}(v)$, $\text{ch}_{\mathcal{G}}(A) := \cup_{v \in A} \text{ch}_{\mathcal{G}}(v)$, etc. Additionally, we let $\overline{\text{an}}_{\mathcal{G}}(A) := \text{an}(A) \cup A$. The subscript \mathcal{G} is often omitted when it is clear from the context.

2.2 m-separation

Introduced by Richardson (2003), m -separation extends the d -separation criterion for conditional independence in DAGs (Pearl, 1988) to ADMGs. Given an ADMG \mathcal{G} , a path is said to be *m -connected* given $C \subseteq V$ if every non-collider on the path is not in C , and every collider on the path is in C or has a descendant in C . For disjoint $A, B, C \subseteq V$, if there exists a m -connected path in \mathcal{G} from any vertex in A to any vertex in B given C , we say A and B are *m -connected* in \mathcal{G} given C and denote it as $A \rightsquigarrow * \leftarrow B \mid C [\mathcal{G}]$; otherwise, we say they are *m -separated* by C in \mathcal{G} and denote it as $A \rightsquigarrow \not\leftarrow B \mid C [\mathcal{G}]$. Instead of using the common notation, $A \not\perp B \mid C [\mathcal{G}]$ and $A \perp B \mid C [\mathcal{G}]$ respectively, for the same purpose, in this paper we opt for a set of notation that more clearly describes the *type* of the underlying path: (1) the half-arrowheads indicate that both endpoints are unrestricted in terms of arrowhead or tail; (2) the wildcard character ‘*’ means the path can have zero, one or several colliders. Thus, $A \rightsquigarrow * \leftarrow B$ refers to all paths from A to B . The advantages of this set of notation will become clearer in Sections 3 and 4.

2.3 Latent projection

In many cases, a graph can contain variables that are not observed (or observable¹) and it is convenient to contemplate the *latent projection* of the graph onto the set of observed variables (Pearl and Verma, 1991). Let $\mathcal{G} = (V, \mathcal{D}, \mathcal{B})$ be an ADMG and let $V = \tilde{V} \cup U$ be a partition (so $\tilde{V} \cap U = \emptyset$). The latent projection of \mathcal{G} onto \tilde{V} , written as $\tilde{\mathcal{G}} = \mathcal{G}(\tilde{V})$, is defined as the ADMG $\tilde{\mathcal{G}} = (\tilde{V}, \tilde{\mathcal{D}}, \tilde{\mathcal{B}})$ with directed and bidirected edges given by

- $A \rightarrow B$ in $\tilde{\mathcal{G}}$ if there exists a directed path in \mathcal{G} on which all the non-endpoint vertices are in U (such paths are denoted as $A \xrightarrow{\text{via } U} B$), and
- $A \leftrightarrow B$ in $\tilde{\mathcal{G}}$ if there exists a path from A to B such that the path has two endpoint arrowheads and no colliders and has all the non-endpoint vertices in U (such paths are denoted as $A \xleftrightarrow{\text{via } U} B$).

¹We say a variable is *observed* if the variable has been measured and recorded, and we say a variable is *observable* if the variable can be measured. Typically, the former notion is used when analyzing a study and the latter when designing a study. For convenience, we do not differentiate the two and use “observed” throughout.

Trivially, $A \rightarrow B$ in \mathcal{G} implies $A \rightarrow B$ in $\tilde{\mathcal{G}}$ and $A \leftrightarrow B$ in \mathcal{G} implies $A \leftrightarrow B$ in $\tilde{\mathcal{G}}$. Using the squiggly line notation, latent projection can be compactly stated as

$$A \left\{ \begin{array}{c} \rightarrow \\ \leftarrow \\ \leftrightarrow \end{array} \right\} B [\mathcal{G}(\tilde{V})] \iff A \left\{ \begin{array}{c} \text{via } U \\ \rightsquigarrow \\ \text{via } U \\ \leftleftarrows \\ \text{via } U \\ \leftleftarrows \end{array} \right\} B [\mathcal{G}].$$

By construction, latent projection preserves acyclicity. It is well-known that the m-separation is preserved by latent projection (Verma and Pearl, 1990; Evans, 2018): for disjoint $A, B, C \subset \tilde{V}$,

$$A \rightsquigarrow * \leftleftarrows B \mid C [\mathcal{G}(\tilde{V})] \iff A \rightsquigarrow * \leftleftarrows B \mid C [\mathcal{G}].$$

In Section 4, we strengthen this result by showing that latent projection preserves refined forms of m-separation.

A central problem in causal inference is to identify the causal effect of a treatment variable X on an outcome variable Y under the causal model² represented by an ADMG \mathcal{G} . The most widely used approach is to adjust for a set of variables S that controls for confounding. Recall that $Y(x)$ denotes the potential outcome of Y when X is intervened on and set to level x .

Definition 1. Let \mathcal{G} be an ADMG over vertex set V . For distinct $X, Y \in V$ such that $X \notin \text{de}(Y)$, we say a set $S \subseteq V \setminus \{X, Y\}$ controls for confounding between (X, Y) , or X and Y are unconfounded, if for every observed level x of X , $Y(x)$ and X are conditionally independent given S under the causal model represented by \mathcal{G} .

A set $S \subseteq V \setminus \{X, Y\}$ is guaranteed to control for confounding if it satisfies the celebrated *back-door criterion* (Pearl, 1993) on \mathcal{G} :

1. S contains no descendant of X , and
2. there is no m-connected path from X to Y given S with an arrowhead into X .

Further, Shpitser et al. (2010, Theorem 5) showed that this criterion is complete in the following sense: given any set $S' \subseteq V \setminus \{X, Y\}$ that controls for confounding under the causal model represented by \mathcal{G} , the set $S' \setminus \text{de}(X)$ must satisfy the back-door criterion. Because set $S' \setminus \text{de}(X)$ is no bigger than S' and also controls for confounding, it suffices to only consider those S that do not contain descendants of X . We will stick to this convention for the rest of this paper.

3 Confounding paths, arcs and sufficient adjustment sets

Despite the well-established notion of unconfoundedness or no (unmeasured) confounding (Definition 1), it may come as a surprise that giving a positive definition of confounding is more difficult. In this section, we reformulate Pearl’s back-door criterion symmetrically in terms of confounding paths, which are structures in the graph that induce confounding between the two endpoints.

²In this paper, we take the causal model to be the *finest fully randomized causally interpretable structured tree graph* (FFRCISTG) model associated with graph $\mathcal{G}_{\text{full}}$, the underlying DAG whose latent projection is the graph \mathcal{G} . The FFRCISTG model makes weaker assumptions than the non-parametric structural equation model with independent errors (NPSEM-IE). The assumptions made by the FFRCISTG model can be read off from the associated single-world intervention graphs (SWIG); see Richardson and Robins (2013); Shpitser et al. (2022).

Definition 2. Consider an ADMG \mathcal{G} over a vertex set V . For distinct $A, B \in V$, let $\mathcal{P}_{\mathcal{G}}(A \rightsquigarrow * \leftarrow B)$ denote the set of all paths from A to B in \mathcal{G} , and $\mathcal{P}_{\mathcal{G}}(A \rightsquigarrow B)$ denote the subset of all directed paths. Define the set of *confounding paths* from A to B as

$$\mathcal{P}_{\mathcal{G}}(A \leftrightarrow * \leftrightarrow B) := \{\pi \in \mathcal{P}_{\mathcal{G}}(A \rightsquigarrow * \leftarrow B) : \pi \text{ has two endpoint arrowheads}\}.$$

Those confounding paths without colliders are called *confounding arcs*:

$$\mathcal{P}_{\mathcal{G}}(A \leftrightarrow B) := \{\pi \in \mathcal{P}_{\mathcal{G}}(A \leftrightarrow * \leftrightarrow B) : \pi \text{ has no collider}\}.$$

A confounding arc immediately induces *non-causal* association between the endpoints when none of its non-endpoint vertices is conditioned on. A confounding arc between A and B is essentially two directed paths of the form

$$A \leftarrow U_1 \rightsquigarrow B \quad \text{or} \quad A \leftarrow U_1 \leftrightarrow U_2 \rightsquigarrow B.$$

As our notation ' $\leftrightarrow * \leftrightarrow$ ' suggests, a confounding path is either a confounding arc or a concatenation of multiple confounding arcs. In the latter case, the confounding path may induce non-causal association when all the colliders (or their descendants) are conditioned on. To further describe paths that are *m-connected* given a set C , we adopt the following notation.

Definition 3. For distinct $A, B \in V$ and $C \subseteq V \setminus \{A, B\}$, define

$$\begin{aligned} \mathcal{P}_{\mathcal{G}}(A \rightsquigarrow * \leftarrow B \mid C) &:= \{\pi \in \mathcal{P}_{\mathcal{G}}(A \rightsquigarrow * \leftarrow B) : \pi \text{ is m-connected given } C\}, \\ \mathcal{P}_{\mathcal{G}}(A \rightsquigarrow B \mid C) &:= \{\pi \in \mathcal{P}_{\mathcal{G}}(A \rightsquigarrow B) : \pi \text{ is m-connected given } C\}, \\ \mathcal{P}_{\mathcal{G}}(A \leftrightarrow * \leftrightarrow B \mid C) &:= \{\pi \in \mathcal{P}_{\mathcal{G}}(A \leftrightarrow * \leftrightarrow B) : \pi \text{ is m-connected given } C\}, \\ \mathcal{P}_{\mathcal{G}}(A \leftrightarrow B \mid C) &:= \{\pi \in \mathcal{P}_{\mathcal{G}}(A \leftrightarrow B) : \pi \text{ is m-connected given } C\}. \end{aligned}$$

By definition, we have

$$\mathcal{P}_{\mathcal{G}}(A \leftrightarrow B \mid C) \subseteq \mathcal{P}_{\mathcal{G}}(A \leftrightarrow * \leftrightarrow B \mid C).$$

Also, observe that when no variable is conditioned on, a m-connected confounding path must be a confounding arc, i.e.

$$\mathcal{P}_{\mathcal{G}}(A \leftrightarrow * \leftrightarrow B \mid \emptyset) = \mathcal{P}_{\mathcal{G}}(A \leftrightarrow B \mid \emptyset) = \mathcal{P}_{\mathcal{G}}(A \leftrightarrow B).$$

Thus, in general, we have

$$\mathcal{P}_{\mathcal{G}}(A \leftrightarrow * \leftrightarrow B \mid \emptyset) \neq \mathcal{P}_{\mathcal{G}}(A \leftrightarrow * \leftrightarrow B),$$

so ' \emptyset ' on the left hand side cannot be omitted. Furthermore, we have

$$\mathcal{P}_{\mathcal{G}}(A \leftrightarrow * \leftrightarrow B) = \bigcup_{C \subseteq V \setminus \{A, B\}} \mathcal{P}_{\mathcal{G}}(A \leftrightarrow * \leftrightarrow B \mid C).$$

Recall that in Section 2 we write

$$A \rightsquigarrow * \leftarrow B \mid C \iff A \text{ and } B \text{ are m-connected given } C \iff \mathcal{P}_{\mathcal{G}}(A \rightsquigarrow * \leftarrow B \mid C) \neq \emptyset,$$

and

$$A \rightsquigarrow \not\leftarrow B \mid C \iff A \text{ and } B \text{ are m-separated given } C \iff \mathcal{P}_{\mathcal{G}}(A \rightsquigarrow * \leftarrow B \mid C) = \emptyset.$$

Similarly, we define the following refined relations.

Definition 4 (Refined m-connection/separation). Let \mathcal{G} be an ADMG over vertex set V . For any distinct $A, B \in V$ and $C \subseteq V \setminus \{A, B\}$, we write

$$A \left\{ \begin{array}{c} \rightsquigarrow \\ \leftrightarrow \\ \leftrightarrow * \leftrightarrow \end{array} \right\} B \mid C [\mathcal{G}] \iff \mathcal{P}_{\mathcal{G}} \left(A \left\{ \begin{array}{c} \rightsquigarrow \\ \leftrightarrow \\ \leftrightarrow * \leftrightarrow \end{array} \right\} B \mid C \right) \neq \emptyset$$

and

$$A \left\{ \begin{array}{c} \not\rightsquigarrow \\ \leftrightarrow \\ \leftrightarrow * \leftrightarrow \end{array} \right\} B \mid C [\mathcal{G}] \iff \mathcal{P}_{\mathcal{G}} \left(A \left\{ \begin{array}{c} \rightsquigarrow \\ \leftrightarrow \\ \leftrightarrow * \leftrightarrow \end{array} \right\} B \mid C \right) = \emptyset.$$

Note that the relations above pertaining to ‘ \leftrightarrow ’ and ‘ $\leftrightarrow * \leftrightarrow$ ’ are symmetric in A and B . The result below directly follows from definition.

Lemma 1 (Monotonicity of m-connected arcs). For $\tilde{C} \subseteq C \subseteq V \setminus \{A, B\}$, we have

$$A \rightsquigarrow B \mid C \implies A \rightsquigarrow B \mid \tilde{C} \quad \text{and} \quad A \leftrightarrow B \mid C \implies A \leftrightarrow B \mid \tilde{C}.$$

Next, we offer our definition of a sufficient adjustment set, which is symmetric in X and Y , and prove its equivalence to Pearl’s back-door criterion; the proof can be found in Appendix A.

Definition 5 (Adjustment set). Let \mathcal{G} be an ADMG over vertex set V . For distinct $X, Y \in V$, we say $S \subseteq V \setminus \{X, Y\}$ is an *adjustment set* if

$$S \cap (\text{de}(X) \cup \text{de}(Y)) = \emptyset.$$

An adjustment set S is *sufficient* if

$$X \leftrightarrow * \leftrightarrow Y \mid S.$$

Moreover, a sufficient adjustment set S is *minimal* if none of its proper subsets is also sufficient.

Theorem 1 (Symmetric back-door criterion). Let \mathcal{G} be an ADMG over vertex set V and consider distinct $X, Y \in V$.

1. If $X \notin \text{de}(Y)$ and S is a sufficient adjustment set, then S controls for confounding between (X, Y) .
2. If $X \in \text{an}(Y)$, then S is a sufficient adjustment set if and only if S satisfies the back-door criterion.

In view of Theorem 1, confounder selection boils down to finding an adjustment set S that blocks all the confounding paths ‘ $\leftrightarrow * \leftrightarrow$ ’ between X and Y ; thus S necessarily blocks all confounding arcs ‘ $X \leftrightarrow Y$ ’. However, by monotonicity (Lemma 1), blocking confounding arcs is considerably *easier* than blocking confounding paths — expanding S does not introduce new m-connected confounding arcs but can introduce new m-connected confounding paths due to colliders. This observation motivates our procedure in Section 5 that blocks confounding paths by blocking confounding arcs.

4 Properties of refined m-connection

Our approach to confounder selection is based on iterative graph expansion, a process that inverts a sequence of latent projections. Thus, it is important to understand how confounding paths behave under latent projection. In fact, similar to the ordinary m-connection/separation, their refined forms in Definition 3 are also preserved by latent projection.

Theorem 2 (Latent projection preserves m-connection and refined m-connection). *Let \mathcal{G} be an ADMG over vertex set V . For any distinct $A, B \in V$, $C \subseteq V \setminus \{A, B\}$, and vertex set \tilde{V} such that $V \supseteq \tilde{V} \supseteq \{A, B\} \cup C$, we have*

$$A \left\{ \begin{array}{c} \rightsquigarrow \\ \leftrightarrow \\ \leftrightarrow * \leftrightarrow \\ \leftrightarrow * \leftrightarrow \end{array} \right\} B \mid C [\mathcal{G}] \iff A \left\{ \begin{array}{c} \rightsquigarrow \\ \leftrightarrow \\ \leftrightarrow * \leftrightarrow \\ \leftrightarrow * \leftrightarrow \end{array} \right\} B \mid C [\mathcal{G}(\tilde{V})].$$

The last statement is the preservation of m-connection and the preceding statements are about its refinements. Theorem 2 immediately implies the next result.

Corollary 1. *Let $\mathcal{G}, \mathcal{G}'$ be two latent projections of the same ADMG. For vertices A, B and vertex set C on both graphs, it holds that*

$$A \left\{ \begin{array}{c} \rightsquigarrow \\ \leftrightarrow \\ \leftrightarrow * \leftrightarrow \\ \leftrightarrow * \leftrightarrow \end{array} \right\} B \mid C [\mathcal{G}] \iff A \left\{ \begin{array}{c} \rightsquigarrow \\ \leftrightarrow \\ \leftrightarrow * \leftrightarrow \\ \leftrightarrow * \leftrightarrow \end{array} \right\} B \mid C [\mathcal{G}'].$$

Remark 1. Theorem 2 can be further strengthened as follows: m-connections by arcs (i.e., without colliders) are preserved by latent projection with matching endpoint arrowheads and tails; m-connections by general paths are also preserved by latent projection, but only endpoint *arrowheads* are preserved. This means that, for example, the following implication with only matching arrowheads is true (this can be seen from our proof of Theorem 2):

$$A \rightsquigarrow * \leftrightarrow B \mid C [\mathcal{G}] \implies A \rightsquigarrow * \leftrightarrow B \mid C [\mathcal{G}(\tilde{V})],$$

but, in general,

$$A \rightsquigarrow * \leftrightarrow B \mid C [\mathcal{G}] \not\implies A \rightsquigarrow * \leftrightarrow B \mid C [\mathcal{G}(\tilde{V})].$$

To illustrate the last point, consider Fig. 2, where $\mathcal{G}', \mathcal{G}''$ are successive latent projections of \mathcal{G} and \mathcal{F}' is a latent projection of \mathcal{F} . We have the following observations:

- (i) The relation $A \rightsquigarrow * \leftrightarrow B \mid C$ holds in \mathcal{G} (path $A \rightarrow E \leftrightarrow F \leftarrow B$) and \mathcal{G}' (path $A \rightarrow C \leftrightarrow F \leftarrow B$) but not in \mathcal{G}'' .
- (ii) The relation $A \rightsquigarrow * \leftrightarrow D \mid C$ holds in \mathcal{G} (path $A \rightarrow E \leftrightarrow F \leftarrow B \rightarrow D$) and \mathcal{G}' (path $A \rightarrow C \leftrightarrow F \leftarrow B \rightarrow D$), but not in \mathcal{G}'' . Instead, $A \leftrightarrow * \leftrightarrow D \mid C$ holds in \mathcal{G}'' (path $A \leftarrow B \rightarrow D$).
- (iii) With wildcard ‘+’ denoting one or more colliders, the relation $A \leftrightarrow + \leftrightarrow B \mid C$ holds in \mathcal{F} (path $A \leftarrow D \leftrightarrow E \leftrightarrow B$) but not in \mathcal{F}' .

4.1 Proof of Theorem 2

We prove Theorem 2 by re-characterizing (refined) m-connection using *m*-connected simple walks*, denoted as $\mathcal{W}^s(\cdot)$, as a proxy to m-connected paths. In particular, the first equivalence in Theorem 2 follows from Lemmas 2 and 3 below via the following equivalence diagram:

$$\begin{array}{ccccc} A \rightsquigarrow B \mid C [\mathcal{G}] & \stackrel{\text{Def. 4}}{\iff} & \mathcal{P}_{\mathcal{G}}(A \rightsquigarrow B \mid C) \neq \emptyset & \stackrel{\text{Lem. 2}}{\iff} & \mathcal{W}_{\mathcal{G}}^s(A \rightsquigarrow B \mid C) \neq \emptyset \\ & & & & \updownarrow \text{Lem. 3} \\ A \rightsquigarrow B \mid C [\mathcal{G}(\tilde{V})] & \stackrel{\text{Def. 4}}{\iff} & \mathcal{P}_{\mathcal{G}(\tilde{V})}(A \rightsquigarrow B \mid C) \neq \emptyset & \stackrel{\text{Lem. 2}}{\iff} & \mathcal{W}_{\mathcal{G}(\tilde{V})}^s(A \rightsquigarrow B \mid C) \neq \emptyset. \end{array}$$

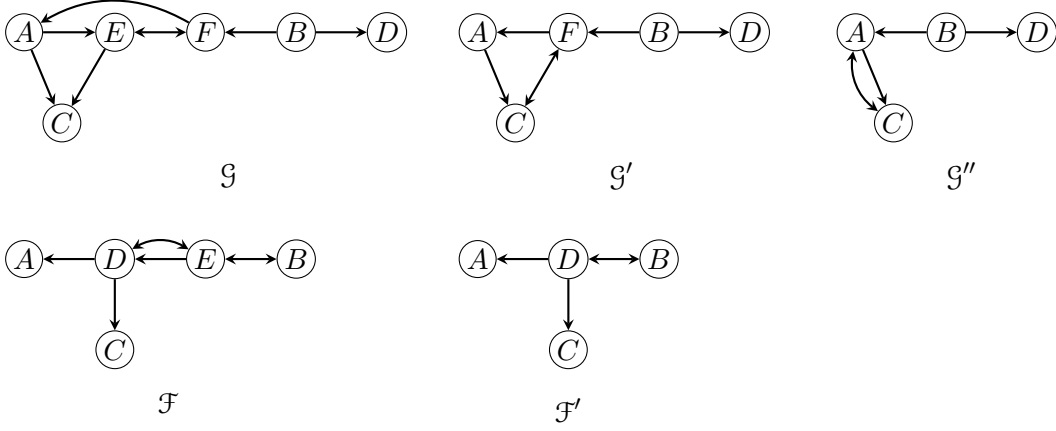


Figure 2: \mathcal{G}' is a latent projection of \mathcal{G} and \mathcal{G}'' is a further projection of \mathcal{G}' ; \mathcal{F} is a projection of \mathcal{F} .

Here, $\mathcal{W}_{\mathcal{G}}^{\circ}(A \rightsquigarrow B \mid C)$ is the collection of all simple, m^* -connected directed walks from A to B given C ; the notions of m^* -connectedness and simple walks are introduced shortly. All other equivalences in Theorem 2 can be proved in exactly the same way.

Recall that a walk is a sequence of adjacent edges of any type or orientation. Next we briefly explain why reasoning with walks instead of paths simplifies the proof. Given a path, one may have to look beyond the path to determine its m -connectedness. That is, the notion of a m -connected path is *relative* to the graph: the same path may be m -connected in one graph but not m -connected in another. For example, in Figure 3, the path $A \rightarrow D \leftarrow B$ is m -connected given C in \mathcal{G}_1 but not m -connected given C in \mathcal{G}_2 . This issue can be avoided by defining a notion of m -connection for walks, which we call *m^* -connection*, that does not involve the descendants of any collider; this notion has been used in the literature, e.g., [van der Zander et al. \(2019\)](#).

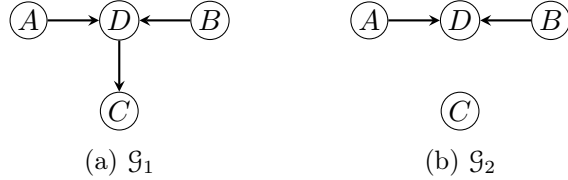


Figure 3: Two simple ADMGs illustrating the difference between m -connection and m^* -connectedness.

Definition 6 (m^* -connected walk). A walk is said to be *m^* -connected* given a vertex set C if every non-collider on the walk is not contained by C and every collider on the walk is contained by C .

In Figure 3, the walk $A \rightarrow D \leftarrow B$ is not m^* -connected given C in both \mathcal{G}_1 and \mathcal{G}_2 . Yet, the walk $A \rightarrow D \rightarrow C \leftarrow D \leftarrow B$ (present in \mathcal{G}_1 but not in \mathcal{G}_2) is always m^* -connected given C , irrespective of the graph where the walk resides.

Let $\mathcal{W}_{\mathcal{G}}(A \leftrightarrow * \leftrightarrow B \mid C)$ denote all the m^* -connected walks from A to B given C in an ADMG \mathcal{G} . Other notations are introduced in a similar way. Specifically, we write

$$\begin{aligned} \mathcal{W}_{\mathcal{G}}(A \leftrightarrow * \leftrightarrow B \mid C) &:= \{\pi \in \mathcal{W}_{\mathcal{G}}(A \leftrightarrow * \leftrightarrow B \mid C) : \pi \text{ has two endpoint arrowheads}\}, \\ \mathcal{W}_{\mathcal{G}}(A \leftrightarrow B \mid C) &:= \{\pi \in \mathcal{W}_{\mathcal{G}}(A \leftrightarrow * \leftrightarrow B \mid C) : \pi \text{ has no collider}\}. \end{aligned}$$

Note that $\mathcal{P}(A \leftrightarrow B \mid C) \subseteq \mathcal{W}(A \leftrightarrow B \mid C)$ is true because confounding arcs have no colliders, but $\mathcal{P}(A \leftrightarrow * \leftrightarrow B \mid C) \subseteq \mathcal{W}(A \leftrightarrow * \leftrightarrow B \mid C)$ is generally not true because a m -connected path may not

be m^* -connected. Nevertheless, it is shown below that the existence of m -connected paths, as one may expect, is equivalent to the existence of m^* -connected walks.

Since we are interested in the preservation of endpoint arrowheads by latent projection, we will focus on *simple walks*; see Remark 2 below.

Definition 7 (simple walk). A walk is *simple* if its endpoints are visited only once by the walk.

We add a superscript ‘ s ’ to $\mathcal{W}(\cdot)$ to indicate that only simple walks are concerned. For example, $\mathcal{W}_G^s(A \leftrightarrow * \leftrightarrow B \mid C)$ denotes all the m^* -connected confounding simple walks from A to B given C , i.e.,

$$\mathcal{W}_G^s(A \leftrightarrow * \leftrightarrow B \mid C) := \{\pi \in \mathcal{W}_G(A \leftrightarrow * \leftrightarrow B \mid C) : \pi \text{ is simple}\}.$$

It is easy to see that there exists a m^* -connected walk between A and B given C if and only if there exists a m^* -connected simple walk between A and B given C , that is,

$$\mathcal{W}_G(A \leftrightarrow * \leftrightarrow B \mid C) = \emptyset \iff \mathcal{W}_G^s(A \leftrightarrow * \leftrightarrow B \mid C) = \emptyset.$$

As mentioned earlier, Theorem 2 is proved by applying the next two key lemmas. Lemma 2 shows that refined m -connection can be re-characterized in terms of m^* -connected simple walks. Further, Lemma 3 shows that m^* -connected simple walks are preserved by latent projection. The proofs of these lemmas are deferred to Appendix A.

Lemma 2. Let \mathcal{G} be an ADMG over vertex set V . For any distinct $A, B \in V$ and $C \subseteq V \setminus \{A, B\}$, we have

$$\mathcal{P}_{\mathcal{G}} \left(A \left\{ \begin{array}{c} \rightsquigarrow \\ \leftrightarrow \\ \leftrightarrow * \leftrightarrow \\ \rightsquigarrow * \leftrightarrow \end{array} \right\} B \mid C \right) \neq \emptyset \iff \mathcal{W}_{\mathcal{G}}^s \left(A \left\{ \begin{array}{c} \rightsquigarrow \\ \leftrightarrow \\ \leftrightarrow * \leftrightarrow \\ \rightsquigarrow * \leftrightarrow \end{array} \right\} B \mid C \right) \neq \emptyset.$$

Lemma 3. Let \mathcal{G} be an ADMG over vertex set V . For any distinct $A, B \in V$, $C \subseteq V \setminus \{A, B\}$ and vertex set \tilde{V} such that $V \supseteq \tilde{V} \supseteq \{A, B\} \cup C$, we have

$$\mathcal{W}_{\mathcal{G}}^s \left(A \left\{ \begin{array}{c} \rightsquigarrow \\ \leftrightarrow \\ \leftrightarrow * \leftrightarrow \\ \rightsquigarrow * \leftrightarrow \end{array} \right\} B \mid C \right) \neq \emptyset \iff \mathcal{W}_{\mathcal{G}(\tilde{V})}^s \left(A \left\{ \begin{array}{c} \rightsquigarrow \\ \leftrightarrow \\ \leftrightarrow * \leftrightarrow \\ \rightsquigarrow * \leftrightarrow \end{array} \right\} B \mid C \right) \neq \emptyset.$$

Remark 2. For an m^* -connected walk that is not simple, there may not exist a corresponding m -connected path with matching endpoint arrowheads. Consider the graph $C \rightarrow A \rightarrow B$. Although the walk $A \leftarrow C \rightarrow A \rightarrow B$ is m^* -connected from A and B given the empty set, there is no m -connected path from A to B starting with ‘ $A \leftarrow$ ’.

4.2 District criterion

From Theorem 2, we derive the following simple but useful criterion for confounder selection. In below, ‘ $A \leftrightarrow * \leftrightarrow B$ ’ denotes a path between A and B consisting of bidirected edges only. If there exists such a path that is m -connected given C , we write $A \leftrightarrow * \leftrightarrow B \mid C$. Symbol ‘ $A \leftrightarrow * \leftrightarrow B$ ’ denotes any path between A and B where every non-endpoint vertex is a collider.

Corollary 2. For an ADMG \mathcal{G} , consider two distinct vertices A, B and a vertex set C such that $A, B \notin C$. We have

$$A \left\{ \begin{array}{c} \rightsquigarrow \\ \leftrightarrow \\ \leftrightarrow * \leftrightarrow \\ \rightsquigarrow * \leftrightarrow \end{array} \right\} B \mid C [\mathcal{G}] \iff A \left\{ \begin{array}{c} \rightarrow \\ \leftrightarrow \\ \leftrightarrow * \leftrightarrow \\ \leftarrow * \leftrightarrow \end{array} \right\} B [\mathcal{G}(\{A, B\} \cup C)].$$

Proof. Apply Theorem 2 with $\tilde{V} = \{A, B\} \cup C$. Because C contains all vertices other than A, B in $\mathcal{G}(\tilde{V})$, an m-connected arc must be a single directed or bidirected edge. Further, any non-endpoint vertex on any m-connected path in $\mathcal{G}(\tilde{V})$ must be a collider. \square

We make two further remarks. First, recall that in the literature of graphical models, a *district* in an ADMG is defined as a maximal set of vertices connected by bidirected edges (see, e.g., Evans and Richardson, 2014). That is, A and B are in the same district if and only if $A \leftrightarrow * \leftrightarrow B$. By the third equivalence relation in Corollary 2, an adjustment set S is sufficient for A and B if and only if A and B are in different districts of $\mathcal{G}(\{A, B\} \cup S)$. We call this the *district criterion* for confounder selection. It provides a simple and useful way to check whether a set of selected confounders is indeed sufficient. Second, the last equivalence relation in Corollary 2 says that A and B are m-connected given C if and only if A and B are ‘‘collider-connected’’ in $\mathcal{G}(\{A, B\} \cup C)$, which is related to the notion of *Markov blanket* for ADMGs in Richardson et al. (2023).

4.3 Graphoid-like properties

In this subsection, we consider extending the refined m-connection/separation relations in Definition 4 to disjoint sets $A, B, C \subset V$. For example, we write

$$A \leftrightarrow * \leftrightarrow B \mid C [\mathcal{G}] \iff a \leftrightarrow * \leftrightarrow b \mid C \text{ for some } a \in A, b \in B$$

and

$$A \leftrightarrow \not\leftrightarrow B \mid C [\mathcal{G}] \iff a \leftrightarrow \not\leftrightarrow b \mid C \text{ for every } a \in A, b \in B.$$

In addition, following the convention in the literature, we assume $A \leftrightarrow \not\leftrightarrow \emptyset \mid C$ holds for every disjoint A and C . Extension for ‘ \leftrightarrow ’ is made similarly. To avoid clutter, we use comma in place of ‘ \cup ’ in these relations, e.g., $A \leftrightarrow * \leftrightarrow B, C \mid D$ stands for $A \leftrightarrow * \leftrightarrow B \cup C \mid D$.

Definition 8 (Graphoid). Let \mathcal{J} be a collection of tuples $\langle A, B \mid C \rangle$ for A, B, C that are disjoint subsets of a ground set V . For disjoint $A, B, C, D \subset V$, consider the following properties:

- (i) triviality: $\langle A, \emptyset \mid C \rangle$ for every disjoint $A, C \subset V$;
- (ii) symmetry: $\langle A, B \mid C \rangle \implies \langle B, A \mid C \rangle$;
- (iii) decomposition: $\langle A, B \cup C \mid D \rangle \implies \langle A, B \mid D \rangle$ and $\langle A, C \mid D \rangle$;
- (iv) weak union: $\langle A, B \cup C \mid D \rangle \implies \langle A, B \mid C \cup D \rangle$;
- (v) contraction: $\langle A, C \mid D \rangle$ and $\langle A, B \mid C \cup D \rangle \implies \langle A, B \cup C \mid D \rangle$;
- (vi) intersection: $\langle A, B \mid C \cup D \rangle$ and $\langle A, C \mid B \cup D \rangle \implies \langle A, B \cup C \mid D \rangle$;
- (vii) composition: $\langle A, B \mid D \rangle$ and $\langle A, C \mid D \rangle \implies \langle A, B \cup C \mid D \rangle$.

We say \mathcal{J} is a *semi-graphoid* over V , if it satisfies (i)–(v); further, we say \mathcal{J} is a *graphoid* over V , if it satisfies (i)–(vi), and finally, a *compositional graphoid* over V , if it satisfies (i)–(vii).

For any ADMG, it is known that m-separation ‘ $\rightsquigarrow \not\leftrightarrow$ ’ is a compositional graphoid (Sadeghi and Lauritzen, 2014). However, relations induced by ‘ \leftrightarrow ’ and ‘ $\leftrightarrow \not\leftrightarrow$ ’ are weaker than semi-graphoids; see Appendix A for the proof of the next result.

Theorem 3. Relations $\mathcal{J}_{\leftrightarrow \not\leftrightarrow} := \{\langle A, B \mid C \rangle : A \leftrightarrow \not\leftrightarrow B \mid C [\mathcal{G}]\}$ and $\mathcal{J}_{\leftrightarrow * \leftrightarrow} := \{\langle A, B \mid C \rangle : A \leftrightarrow * \leftrightarrow B \mid C [\mathcal{G}]\}$ satisfy properties (i)–(iv) and (vii) in Definition 8 for any ADMG \mathcal{G} . Moreover, there exist ADMGs in which (v) and (vi) fail for both relations.

5 Iterative graph expansion

5.1 Primary adjustment set

A primary adjustment set is any adjustment set that blocks all the *confounding arcs* ‘ \leftrightarrow ’, i.e., confounding paths with no colliders, between two vertices. They are the building blocks when we try to find sufficient adjustment sets by iteratively expanding the graph, a procedure that is introduced in the next subsection.

Definition 9 (Primary adjustment set). Given two distinct vertices A, B and a set S such that $A, B \notin S$, an adjustment set C for A, B is called *primary relative to S* if $A \not\leftrightarrow B \mid S \cup C$. When $S = \emptyset$, we simply say that C is a primary adjustment set for A and B . Further, C is called *minimal primary* (relative to S) if none of its proper subsets is primary (relative to S).

By definition, if C is a (minimal) primary adjustment set for A and B , it is also a (minimal) primary adjustment set for B and A . Further, because the relation $\leftrightarrow \not\equiv \leftrightarrow$ implies the relation $\not\leftrightarrow$, any sufficient adjustment set must be primary, but a primary adjustment set need not to be sufficient. For example, in the graph $A \leftrightarrow D \leftrightarrow B$, the adjustment set $\{D\}$ for (A, B) is primary but not sufficient.

Lemma 4. *If C is a minimal primary adjustment set for A and B relative to S , then $C \cap S = \emptyset$ and $C \subseteq \text{an}(A) \cup \text{an}(B)$.*

Proof. Suppose $A \not\leftrightarrow B \mid S \cup \tilde{C}$ for some \tilde{C} . Let $C = \tilde{C} \cap (\text{an}(A) \cup \text{an}(B)) \setminus S$. It is easy to show that any confounding arc $A \leftrightarrow B$ that is not m-connected given $S \cup \tilde{C}$ remains not m-connected given $S \cup C$. Thus, $A \not\leftrightarrow B \mid S \cup C$. The result then follows from the definition of minimal primary adjustment set. \square

Theorem 4. *Let \mathcal{G} be an ADMG over vertex set V . Suppose $S \subset V$ is a minimal sufficient adjustment set for distinct $X, Y \in V$. Then, for any $\tilde{S} \subset S$, there exists distinct $Z_1, Z_2 \in \tilde{S} \cup \{X, Y\}$ such that*

$$Z_1 \leftrightarrow Z_2 \mid \mathcal{G}(\tilde{S} \cup \{X, Y\}) \quad \text{and} \quad Z_1 \not\leftrightarrow Z_2 \mid \mathcal{G}(S \cup \{X, Y\}). \quad (1)$$

Moreover, there exists a non-empty minimal primary adjustment set $C \subseteq S \setminus \tilde{S}$ for (Z_1, Z_2) relative to $\tilde{S} \setminus \{Z_1, Z_2\}$.

Before we prove Theorem 4, note that by Corollary 2, equation (1) is equivalent to

$$Z_1 \leftrightarrow Z_2 \mid \tilde{S} \cup \{X, Y\} \setminus \{Z_1, Z_2\} \mid \mathcal{G} \quad \text{and} \quad Z_1 \not\leftrightarrow Z_2 \mid S \cup \{X, Y\} \setminus \{Z_1, Z_2\} \mid \mathcal{G}.$$

Because $Z_1, Z_2 \in \tilde{S} \cup \{X, Y\}$ and \tilde{S} is an adjustment set, we know Z_1 and Z_2 are not descendants of X or Y . Therefore, we can safely remove $\{X, Y\}$ from the conditioning sets and (1) is also equivalent to

$$Z_1 \leftrightarrow Z_2 \mid \tilde{S} \setminus \{Z_1, Z_2\} \mid \mathcal{G} \quad \text{and} \quad Z_1 \not\leftrightarrow Z_2 \mid S \setminus \{Z_1, Z_2\} \mid \mathcal{G}. \quad (2)$$

To interpret the conclusions of this theorem, imagine trying to find a minimal sufficient adjustment set S by iteratively adding vertices. Suppose $\tilde{S} \subseteq S$ is our current estimate. As long as \tilde{S} is not yet sufficient, we can find $Z_1, Z_2 \in \tilde{S} \cup \{X, Y\}$ such that there is a confounding arc between them that is not blocked by \tilde{S} . To block it, we can try to find a primary adjustment set C for Z_1, Z_2 relative to \tilde{S} and add C to \tilde{S} and make $\tilde{S} \cup C$ our next estimate. This theorem states that for at least one choice of C , the new estimate $\tilde{S} \cup C$ will remain a subset of (and possibly the same as) S . If $\tilde{S} \cup C$ is still not sufficient, we may iterate the process until we eventually obtain the set S . In other words, Theorem 4 essentially shows that all minimal sufficient adjustment sets for (X, Y) can be found by recursively expanding a bidirected edge with its minimal primary adjustment sets; this is the basis of Algorithm 1 below.

Proof of Theorem 4. Because \tilde{S} is a proper subset of a minimal sufficient adjustment set S , \tilde{S} is still an adjustment set but is not sufficient. By Corollary 2, we have

$$X \leftrightarrow * \leftrightarrow Y \mid \tilde{S} [\mathcal{G}] \implies X \leftrightarrow * \leftrightarrow Y [\mathcal{G}(\tilde{S} \cup \{X, Y\})].$$

Therefore, there exists a bidirected path

$$X = D_0 \leftrightarrow \dots \leftrightarrow D_k = Y, \quad k \geq 1 \quad \text{in } \mathcal{G}(\tilde{S} \cup \{X, Y\}).$$

We claim that there exists $j \in \{0, \dots, k-1\}$ such that $D_j \not\leftrightarrow D_{j+1}$ in $\mathcal{G}(S \cup \{X, Y\})$. Otherwise, the same bidirected path also appears in $\mathcal{G}(S \cup \{X, Y\})$ (because $\tilde{S} \subset S$), so by Corollary 2,

$$X \leftrightarrow * \leftrightarrow Y [\mathcal{G}(S \cup \{X, Y\})] \implies X \leftrightarrow * \leftrightarrow Y \mid S,$$

contradicting the assumption that S is sufficient. By our choice, we have $D_j, D_{j+1} \in \tilde{S} \cup \{X, Y\}$ and $D_j \leftrightarrow D_{j+1}$ in $\mathcal{G}(\tilde{S} \cup \{X, Y\})$. Hence, we have shown the existence of (D_j, D_{j+1}) , rewritten as (Z_1, Z_2) , as desired.

For the second conclusion, observe that Eq. (2) holds, that is, $S \setminus \{Z_1, Z_2\}$ is primary for (Z_1, Z_2) but $\tilde{S} \setminus \{Z_1, Z_2\}$ is not. The existence of such a minimal primary adjustment set C then follows from the definition. \square

5.2 Iterative graph expansion algorithm

We now introduce our procedure CONFOUNDERSELECT that is based on two sub-routines: SELECTEDGE and FINDPRIMARY. See Algorithm 1 for the pseudo-code of an implementation using a priority queue \mathcal{Q} that admits a POP and a PUSH operation; see also Appendix B for a recursive version of the algorithm that is shorter but less flexible. We leave the choices of the priority index and of the SELECTEDGE subroutine to the next subsection, as they do not affect the validity of the algorithm. In practice, it is through the FINDPRIMARY subroutine that the information about the underlying graph is elicited from the user; we discuss its implementation in Section 5.4.

In this algorithm, all possible bidirected edges in the current graph $\mathcal{G}(\bar{S})$, where $\bar{S} := S \cup \{X, Y\}$ and S is our working adjustment set, are classified into three kinds:

1. the set \mathcal{B}_n that contains all the bidirected edges that are absent or already blocked,
2. the set \mathcal{B}_y that contains all the bidirected edges that exist or assumed to exist, which the algorithm will not attempt to block, and
3. the set $\mathcal{B}_u := (\bar{S} \times \bar{S}) \setminus (\mathcal{B}_n \cup \mathcal{B}_y)$ that contains all the uncertain bidirected edges that the algorithm will attempt to block.

In other words, the algorithm maintains $\mathcal{B}_u \cup \mathcal{B}_y$ as a superset of the bidirected edges in $\mathcal{G}(\bar{S})$. In each iteration, the subroutine SELECTEDGE($X, Y, S, \mathcal{B}_y, \mathcal{B}_n$) selects an uncertain bidirected edge π from \mathcal{B}_u . The subroutine FINDPRIMARY is then called to find the primary adjustment sets for the two end points of π relative to the current adjustment set. If π is already blocked by the current adjustment set (i.e., the empty set is returned as a primary adjustment set), then π is moved to \mathcal{B}_n . Otherwise, the algorithm then attempts to move π to \mathcal{B}_n by expanding π with every primary adjustment set that is returned by the subroutine FINDPRIMARY. Finally, it attempts to make no expansion by moving π to \mathcal{B}_y . Because the vertex set V is assumed to be finite, this algorithm will eventually terminate.

Theorem 5 (Soundness and completeness of iterative graph expansion). *Let \mathcal{G} be an ADMG over vertex set V . The following two statements hold for any distinct $X, Y \in V$ such that $X \notin \text{de}(Y)$.*

Algorithm 1 Confounder selection via iterative graph expansion

```
1: procedure CONFOUNDERSELECT( $X, Y$ )
2:    $\mathcal{R} = \{\}$  ▷ Set of sufficient adjustment sets
3:    $\mathcal{Q} = \text{PRIORITYQUEUE}((\emptyset, \emptyset, \emptyset))$  ▷ Initial graph has a possible edge  $X \leftrightarrow Y$ 
4:   while  $\mathcal{Q} \neq \emptyset$  do
5:      $(S, \mathcal{B}_y, \mathcal{B}_n) = \text{POP}(\mathcal{Q})$  ▷  $S$ : current adjustment set  

▷  $\mathcal{B}_y$ : edges not to be expanded  

▷  $\mathcal{B}_n$ : absent or blocked edges
6:      $\bar{S} = S \cup \{X, Y\}$ 
7:     if  $X \leftrightarrow * \leftrightarrow Y$  by edges in  $\mathcal{B}_y$  then ▷ Fails the district criterion
8:       continue
9:     else if  $X \leftrightarrow * \leftrightarrow Y$  by edges in  $(\bar{S} \times \bar{S}) \setminus \mathcal{B}_n$  then ▷ Satisfies the district criterion
10:       $\mathcal{R} = \mathcal{R} \cup \{S\}$ 
11:      continue
12:     end if
13:      $(A, B) = \pi = \text{SELECTEDGE}(X, Y, S, \mathcal{B}_y, \mathcal{B}_n)$  ▷  $\pi$  is selected from  $(\bar{S} \times \bar{S}) \setminus (\mathcal{B}_y \cup \mathcal{B}_n)$ 
14:      $\mathcal{L} = \text{FINDPRIMARY}((A, B); S \setminus \{A, B\})$ 
15:     if  $\emptyset \in \mathcal{L}$  then
16:        $\text{PUSH}(\mathcal{Q}, (S, \mathcal{B}_y, \mathcal{B}_n \cup \{\pi\}))$  ▷  $\pi$  need not be expanded
17:     else
18:       for  $C \in \mathcal{L}$  do
19:          $\text{PUSH}(\mathcal{Q}, (S \cup C, \mathcal{B}_y, \mathcal{B}_n \cup \{\pi\}))$  ▷ Expand  $\pi$  by each primary adjustment set
20:       end for
21:        $\text{PUSH}(\mathcal{Q}, (S, \mathcal{B}_y \cup \{\pi\}, \mathcal{B}_n))$  ▷ Not to expand  $\pi$ 
22:     end if
23:   end while
24:   return  $\mathcal{R}$ 
25: end procedure
```

1. Suppose for any $A, B \in V$ and $S' \subseteq V \setminus \{A, B\}$, when $\text{FINDPRIMARY}(A, B; S') \neq \emptyset$, every $C \in \text{FINDPRIMARY}(A, B; S')$ is a primary adjustment set for A, B relative to S' in \mathcal{G} . Then every element in the output of $\text{CONFOUNDERSELECT}(X, Y)$ is a sufficient adjustment set for X, Y .
2. Suppose further that $\text{FINDPRIMARY}(A, B; S')$ contains every minimal primary adjustment set for A, B relative to S' in \mathcal{G} . Then the output of $\text{CONFOUNDERSELECT}(X, Y)$ contains all minimal sufficient adjustment sets for X, Y .

Proof. Statement 1 says that the graph expansion algorithm is sound. It follows from the district criterion (Corollary 2), as an adjustment set S is only added to the output \mathcal{R} in lines 8-11 of Algorithm 1 when X and Y are not connected by bidirected edges in $\mathcal{B}_y \cup \mathcal{B}_n$ (and hence in $\mathcal{G}(\bar{S})$). Statement 2 says that the graph expansion algorithm is complete for identifying minimal sufficient adjustment sets. It directly follows from Theorem 4. \square

5.3 Practical considerations

Algorithm 1 provides a sound and complete template for confounder selection, which relies on subroutines FINDPRIMARY , SELECTEDGE and a priority index specified for the queue \mathcal{Q} . In practice, instead of finding all the (minimal) sufficient adjustment sets, often the goal is to find *one* such set *quickly*, i.e., with only a few attempts of graph expansion. This goal can be facilitated by choosing SELECTEDGE and the

Algorithm 2 Finding primary adjustment sets for A and B relative to S

```
1: procedure FINDPRIMARY( $A, B; S, \text{minimal\_only}=\text{False}$ )
2:    $\mathcal{L} = \{\}$  ▷ Set of primary adjustment sets relative to  $S$ 
3:    $\mathcal{T} = \text{PRIORITYQUEUE}(S)$  ▷ Initialize with the current adjustment set
4:   while  $\mathcal{T} \neq \emptyset$  do
5:      $T = \text{POP}(\mathcal{T})$ 
6:      $C = \text{COMMONCAUSE}(A, B; T)$  ▷ Find a common cause that is not blocked by  $T$ 
7:     if  $C$  is NULL then ▷  $T$  is primary
8:        $L = T \setminus S$ 
9:       if  $\text{minimal\_only}$  then ▷ Remove redundant vertices
10:        for  $Z \in L$  do
11:          if  $\text{COMMONCAUSE}(A, B; S \cup L \setminus \{Z\})$  is NULL then
12:             $L = L \setminus \{Z\}$ 
13:          end if
14:        end for
15:      end if
16:       $\mathcal{L} = \mathcal{L} \cup \{L\}$ 
17:    else
18:      if  $\text{ISOBSERVED}(C)$  then
19:         $\text{PUSH}(\mathcal{T}, T \cup \{C\})$  ▷ Add the common cause to  $T$ 
20:      else
21:        for  $M_i \in \text{FINDMEDIATOR}(A, B; C, S)$  do
22:           $\text{PUSH}(\mathcal{T}, T \cup M_i)$  ▷ Add mediators to  $T$ 
23:        end for
24:      end if
25:    end if
26:  end while
27:  return  $\mathcal{L}$ 
28: end procedure
```

priority index properly, as discussed below. We leave the implementation of FINDPRIMARY to the next subsection.

To find a (minimal) sufficient adjustment set quickly, we recommend the following *min-cut* strategy. Suppose the priority queue \mathcal{Q} is implemented such that (1) $\text{POP}(\mathcal{Q})$ returns an element with the lowest index, and (2) in case of a tie, returns the element that is last pushed to \mathcal{Q} . We choose the priority index to be

$\text{min-cut}(S, \mathcal{B}_y, \mathcal{B}_n) :=$ minimal number of edges removed from $(\bar{S} \times \bar{S}) \setminus (\mathcal{B}_y \cup \mathcal{B}_n)$ to disconnect X and Y .

In case of $X \leftrightarrow * \leftrightarrow Y$ by edges in \mathcal{B}_y , let $\text{min-cut}(S, \mathcal{B}_y, \mathcal{B}_n) := \infty$. Because $\text{min-cut} = 0$ whenever the district criterion is satisfied (line 9, Algorithm 1), this choice prioritizes those candidates needing the fewest number of expansions. Accordingly, we recommend a subroutine $\text{SELECTEDGE}(X, Y, S, \mathcal{B}_y, \mathcal{B}_n)$ that returns an edge that lies *on* the min-cut, with ties broken in a way that best suits the problem. This strategy is adopted by the examples in Section 6 and Appendix C, where the min-cut of the popped graph is marked in red.

5.4 Finding primary adjustment sets

Given two vertices A, B and a set S such that $A, B \notin S$, recall that an adjustment set S' for A, B is primary relative to S if $A \not\leftrightarrow B \mid S \cup S'$. Suppose $\bar{\mathcal{G}}$ is the underlying causal DAG over vertex set \bar{V} . By

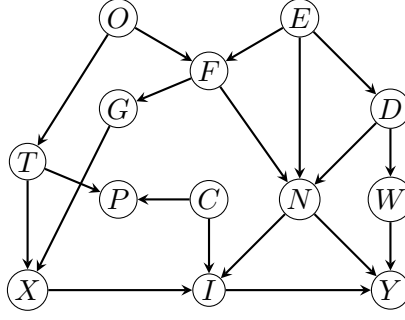


Figure 4: A DAG model in Shrier and Platt (2008).

Theorem 2, $A \not\leftrightarrow B \mid S \cup S'$ holds if and only if the set of common causes of A and B not blocked by $S \cup S'$ is empty, that is

$$\mathcal{C}(A, B; S \cup S') := \{C \in \bar{V} : C \rightsquigarrow A \mid S, S' \text{ and } C \rightsquigarrow B \mid S, S' \text{ in } \bar{\mathcal{G}}\} = \emptyset.$$

Consider Algorithm 2 for an iterative procedure that identifies primary adjustment sets. It uses three subroutines: COMMONCAUSE, FINDMEDIATOR, and ISOBSERVED. If $\mathcal{C}(A, B; S) \neq \emptyset$, the subroutine COMMONCAUSE($A, B; S$) returns a vertex from $\mathcal{C}(A, B; S)$, i.e., a common cause of A and B whose causal paths to A and B are not blocked by S ; otherwise, COMMONCAUSE($A, B; S$) returns NULL. For $C \in \mathcal{C}(A, B; S)$, the subroutine FINDMEDIATOR($A, B; C, S$) then returns a collection of *observed* adjustment sets $\{M_i \subseteq V\}$ of A, B such that

$$C \not\leftrightarrow A \mid S, M_i \quad \text{or} \quad C \not\leftrightarrow B \mid S, M_i \quad \text{in } \bar{\mathcal{G}}.$$

These subroutines can be formulated in terms of questions in plain language, which we discuss in Section 7.

The procedure FINDPRIMARY calls COMMONCAUSE iteratively in a similar way that CONFOUNDER-SELECT calls FINDPRIMARY. If COMMONCAUSE is NULL, then the current adjustment set is primary and one can further trim this set to obtain a minimal primary adjustment set when the option `minimal_only` is set to `True` (see line 9-17 in Algorithm 2). Otherwise, we need to block the confounding arc $A \leftarrow C \rightsquigarrow B$ by adding either C or mediators on the $C \rightsquigarrow A$ or $C \rightsquigarrow B$ paths (obtained by FINDPRIMARY) to S , if these variables can be observed. When implementing this algorithm, it may be desirable to use a priority queue to store candidate sets to prioritize smaller adjustment sets.

6 Example

We use the DAG in Figure 4 taken from Shrier and Platt (2008) to illustrate the iterative graph expansion algorithm. In this example, the treatment X is the warming up prior to exercise and the outcome Y is injury, and this DAG was used by Shrier and Platt (2008) to select confounders using the back-door criterion. In Appendix C, we provide another example that involves unobserved variables.

When applying the graph expansion procedure, each iteration is indexed by a tuple $(S, \mathcal{B}_y, \mathcal{B}_n)$ associated with a graph that consists of bidirected edges on vertices $\bar{S} = S \cup \{X, Y\}$. In below, we use \longleftrightarrow to indicate bidirected edges in \mathcal{B}_y that are not to be expanded, and \leftrightarrow to indicate bidirected edges in $(\bar{S} \times \bar{S}) \setminus (\mathcal{B}_y \cup \mathcal{B}_n)$ that can be further expanded. In addition, we highlight the edge π chosen by SELECTEDGE with \leftrightarrow and indicate the graph popped from the queue with a box. The superscript of each box indicates the min-cut of the popped graph and in each iteration a graph with the smallest min-cut is popped from the queue; see Section 5.3. For this example, we assume the subroutine FINDPRIMARY returns all minimal primary adjustment sets (i.e., option `minimal_only=True`), so by Theorem 5 the procedure is guaranteed to find all the minimal sufficient adjustment sets.

1. We start with

$$\mathcal{Q} = \left[\boxed{X \overset{1}{\longleftrightarrow} Y} \right], \quad \mathcal{R} = \{\}.$$

2. We have

$$\text{FINDPRIMARY}(X, Y; \emptyset, \text{True}) = \{\{F\}, \{T, G\}, \{N, G\}, \{O, G\}, \{N, D\}, \{N, W\}, \{N, E\}\}$$

and

$$\mathcal{Q} = \left[\boxed{X \overset{1}{\longleftrightarrow} Y} \begin{array}{cccc} \begin{array}{c} T \dashrightarrow G \\ X \dashrightarrow Y \end{array} & \begin{array}{c} N \dashrightarrow G \\ X \dashrightarrow Y \end{array} & \begin{array}{c} O \dashrightarrow G \\ X \dashrightarrow Y \end{array} & \begin{array}{c} N \dashrightarrow D \\ X \dashrightarrow Y \end{array} \\ \begin{array}{c} N \dashrightarrow W \\ X \dashrightarrow Y \end{array} & \begin{array}{c} N \dashrightarrow E \\ X \dashrightarrow Y \end{array} & & \begin{array}{c} X \longleftrightarrow Y \end{array} \end{array} \right], \quad \mathcal{R} = \{\}.$$

3. We have $\text{FINDPRIMARY}((X, F); \emptyset, \text{True}) = \{\{O\}, \{T\}\}$ and

$$\mathcal{Q} = \left[\boxed{X \overset{1}{\longleftrightarrow} Y} \begin{array}{cccc} \begin{array}{c} O \dashrightarrow F \\ X \dashrightarrow Y \end{array} & \begin{array}{c} T \dashrightarrow F \\ X \dashrightarrow Y \end{array} & \begin{array}{c} F \\ X \dashrightarrow Y \end{array} & \begin{array}{c} T \dashrightarrow G \\ X \dashrightarrow Y \end{array} & \begin{array}{c} N \dashrightarrow G \\ X \dashrightarrow Y \end{array} \\ \begin{array}{c} O \dashrightarrow G \\ X \dashrightarrow Y \end{array} & \begin{array}{c} N \dashrightarrow D \\ X \dashrightarrow Y \end{array} & \begin{array}{c} N \dashrightarrow W \\ X \dashrightarrow Y \end{array} & \begin{array}{c} N \dashrightarrow E \\ X \dashrightarrow Y \end{array} & \begin{array}{c} X \longleftrightarrow Y \end{array} \end{array} \right], \quad \mathcal{R} = \{\}.$$

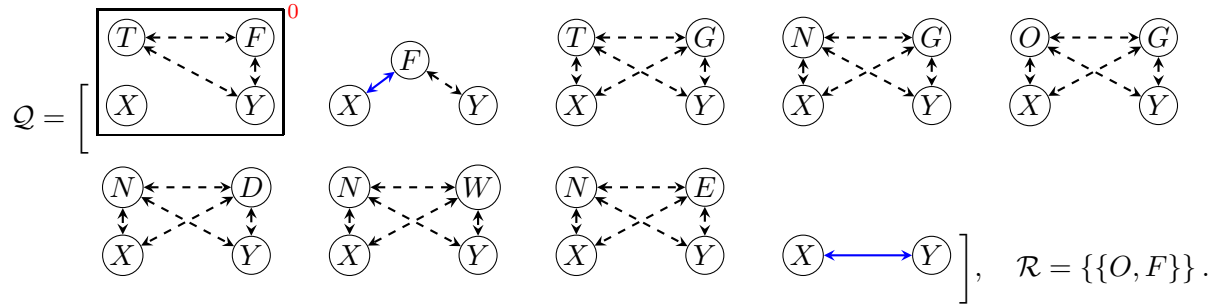
4. Note that $O \leftrightarrow \not\leftrightarrow X \mid F$ and hence $\emptyset \in \text{FINDPRIMARY}((O, X); \{F\}, \text{True})$. We get

$$\mathcal{Q} = \left[\boxed{X \overset{0}{\longleftrightarrow} Y} \begin{array}{cccc} \begin{array}{c} O \dashrightarrow F \\ X \dashrightarrow Y \end{array} & \begin{array}{c} T \dashrightarrow F \\ X \dashrightarrow Y \end{array} & \begin{array}{c} F \\ X \dashrightarrow Y \end{array} & \begin{array}{c} T \dashrightarrow G \\ X \dashrightarrow Y \end{array} & \begin{array}{c} N \dashrightarrow G \\ X \dashrightarrow Y \end{array} \\ \begin{array}{c} O \dashrightarrow G \\ X \dashrightarrow Y \end{array} & \begin{array}{c} N \dashrightarrow D \\ X \dashrightarrow Y \end{array} & \begin{array}{c} N \dashrightarrow W \\ X \dashrightarrow Y \end{array} & \begin{array}{c} N \dashrightarrow E \\ X \dashrightarrow Y \end{array} & \begin{array}{c} X \longleftrightarrow Y \end{array} \end{array} \right], \quad \mathcal{R} = \{\}.$$

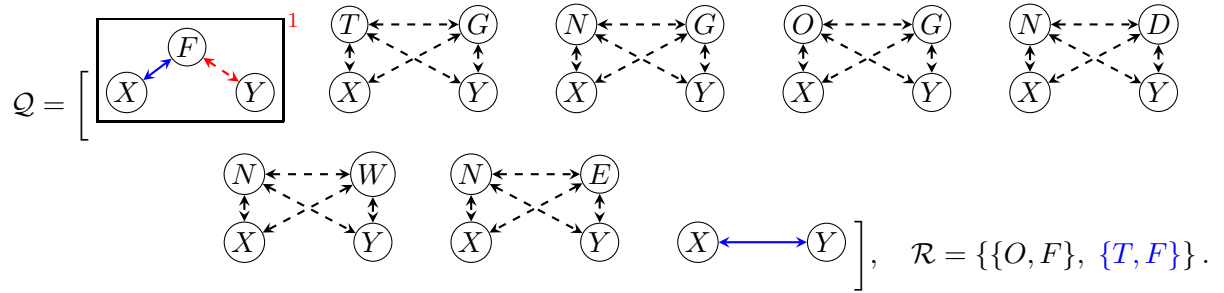
5. Because $X \leftrightarrow \not\leftrightarrow Y$ in the boxed graph, a sufficient adjustment set $\{O, F\}$ is identified. The algorithm proceeds with

$$\mathcal{Q} = \left[\boxed{X \overset{1}{\longleftrightarrow} Y} \begin{array}{cccc} \begin{array}{c} T \dashrightarrow F \\ X \dashrightarrow Y \end{array} & \begin{array}{c} F \\ X \dashrightarrow Y \end{array} & \begin{array}{c} T \dashrightarrow G \\ X \dashrightarrow Y \end{array} & \begin{array}{c} N \dashrightarrow G \\ X \dashrightarrow Y \end{array} & \begin{array}{c} O \dashrightarrow G \\ X \dashrightarrow Y \end{array} \\ \begin{array}{c} N \dashrightarrow D \\ X \dashrightarrow Y \end{array} & \begin{array}{c} N \dashrightarrow W \\ X \dashrightarrow Y \end{array} & \begin{array}{c} N \dashrightarrow E \\ X \dashrightarrow Y \end{array} & & \begin{array}{c} X \longleftrightarrow Y \end{array} \end{array} \right], \quad \mathcal{R} = \{\{O, F\}\}.$$

6. Noting that $X \leftrightarrow \not\leftrightarrow T \mid F$, we immediately have



7. Given that $X \leftrightarrow \not\leftrightarrow Y$ in the boxed graph, we find another sufficient adjustment set $\{T, F\}$. We now have



Besides $\{O, F\}$ and $\{T, F\}$, the algorithm will proceed to find all the other minimal sufficient adjustment sets: $\{O, G\}$, $\{D, N\}$, $\{E, F\}$, $\{N, W\}$ and $\{G, T\}$. Due to space limit, we leave the rest to the reader.

7 Discussion

We have shown that confounder selection, reformulated as blocking confounding paths $X \leftrightarrow * \leftrightarrow Y$, can be reduced to iteratively finding primary adjustment sets that block confounding arcs $A \leftrightarrow B$, where (A, B) is either (X, Y) or another pairs of variables introduced in this process. Finding primary adjustment sets can be further reduced to finding common causes and finding mediators. The graph expansion procedure presented as Algorithm 1 provides a systematic approach to confounder selection. In practice, the user or domain expert interacts with the procedure by providing information to the subroutine in Algorithm 2. At least in principle, the information can be elicited by asking the following questions for various choices of variables A, B and set S .

- (i) Is there a common cause C of A and B such that neither its effect on A nor its effect on B is fully mediated by S ?
- (ii) If the answer is “yes”, is C observed?
- (iii) If the answer to the first question is “yes” but to the second question is “no”, then what are some of the observed variables that, when combined with those variables already in S , fully mediate the causal effect of C on A or the causal effect of C on B ?

Clearly, answering these questions does not require one’s familiarity with causal graphs beyond the basic concepts of causes and mediators.

We conclude our paper with several remarks. First, it is evident that graph expansion only requires partial knowledge about the underlying graph. In particular, the procedure never inquires about the

directed edges between the variables in the working graph. Second, by construction our method guards against the so-called collider bias or M-bias (Greenland et al., 1999). More broadly, the district criterion can be employed to identify such bias for any given adjustment set. Finally, we would like to stress again that confounder selection is crucial for both the design and the analysis of an observational study. As pointed out by Rubin (2008), “for objective causal inference, design trumps analysis”. Building on the success of causal graphs to represent structural assumptions, more work on using causal graphs to aid the design of observational studies is much needed.

References

- Robin J. Evans. Markov properties for mixed graphical models. In *Handbook of Graphical Models*, pages 39–60. CRC Press, 2018.
- Robin J. Evans and Thomas S. Richardson. Markovian acyclic directed mixed graphs for discrete data. *The Annals of Statistics*, 42(4):1452 – 1482, 2014.
- Sander Greenland and James M. Robins. Identifiability, exchangeability and confounding revisited. *Epidemiologic Perspectives & Innovations*, 6(1):1–9, 2009.
- Sander Greenland, Judea Pearl, and James M. Robins. Causal diagrams for epidemiologic research. *Epidemiology*, 10(1):37–48, 1999.
- F. Richard Guo, Anton Rask Lundborg, and Qingyuan Zhao. Confounder selection: Objectives and approaches. *arXiv preprint arXiv:2208.13871*, 2022.
- Noah A Haber, Mollie E Wood, Sarah Wieten, and Alexander Breskin. DAG with omitted objects displayed (DAGWOOD): a framework for revealing causal assumptions in DAGs. *Annals of Epidemiology*, 68:64–71, 2022.
- Leonard Henckel, Emilija Perković, and Marloes H. Maathuis. Graphical criteria for efficient total effect estimation via adjustment in causal linear models. *Journal of the Royal Statistical Society: Series B (Statistical Methodology)*, 84(2):579–599, 2022.
- Miguel A. Hernán and James M. Robins. *Causal Inference: What If*. Chapman & Hall/CRC, Boca Raton, 2020.
- Judea Pearl. *Probabilistic Reasoning in Intelligent Systems: Networks of Plausible Inference*. Morgan Kaufmann Publishers Inc., San Francisco, CA, USA, 1988. ISBN 1558604790.
- Judea Pearl. Comment: graphical models, causality and intervention. *Statistical Science*, 8(3):266–269, 1993.
- Judea Pearl. *Causality: Models, Reasoning, and Inference*. Cambridge University Press, 2nd edition, 2009.
- Judea Pearl and Thomas Verma. A theory of inferred causation. In *Proceedings of the Second International Conference on Principles of Knowledge Representation and Reasoning, KR’91*, pages 441–452, San Francisco, CA, USA, 1991. Morgan Kaufmann Publishers Inc.
- Thomas S. Richardson. Markov properties for acyclic directed mixed graphs. *Scandinavian Journal of Statistics*, 30(1):145–157, 2003.
- Thomas S. Richardson and James M. Robins. Single world intervention graphs (SWIGs): A unification of the counterfactual and graphical approaches to causality. Technical Report 128, Center for the Statistics and the Social Sciences, University of Washington Series, 2013.

- Thomas S. Richardson, James M. Robins, and Linbo Wang. Discussion of “Data-driven confounder selection via Markov and Bayesian networks” by Häggström. *Biometrics*, 74(2):403–406, 2018.
- Thomas S. Richardson, Robin J. Evans, James M. Robins, and Ilya Shpitser. Nested Markov properties for acyclic directed mixed graphs. *The Annals of Statistics*, 51(1):334–361, 2023.
- Paul R. Rosenbaum and Donald B. Rubin. The central role of the propensity score in observational studies for causal effects. *Biometrika*, 70(1):41–55, 1983.
- Andrea Rotnitzky and Ezequiel Smucler. Efficient adjustment sets for population average causal treatment effect estimation in graphical models. *Journal of Machine Learning Research*, 21(188):1–86, 2020.
- Donald B. Rubin. For objective causal inference, design trumps analysis. *The Annals of Applied Statistics*, 2(3):808–840, 2008.
- Kayvan Sadeghi and Steffen Lauritzen. Markov properties for mixed graphs. *Bernoulli*, 20(2):676 – 696, 2014.
- Ilya Shpitser, Tyler J. VanderWeele, and James M. Robins. On the validity of covariate adjustment for estimating causal effects. In *Proceedings of the Twenty-Sixth Conference on Uncertainty in Artificial Intelligence*, UAI’10, pages 527–536, Arlington, Virginia, USA, 2010. AUAI Press.
- Ilya Shpitser, Thomas S. Richardson, and James M. Robins. *Multivariate Counterfactual Systems and Causal Graphical Models*, pages 813–852. Association for Computing Machinery, New York, NY, USA, 2022.
- Ian Shrier and Robert W Platt. Reducing bias through directed acyclic graphs. *BMC Medical Research Methodology*, 8:1–15, 2008.
- Ezequiel Smucler and Andrea Rotnitzky. A note on efficient minimum cost adjustment sets in causal graphical models. *Journal of Causal Inference*, 10(1):174–189, 2022.
- Peter Spirtes, Clark Glymour, and Richard Scheines. *Causation, Prediction, and Search*, volume 81 of *Lecture Notes in Statistics*. Springer, New York, NY, 1993.
- Seth Sullivant, Kelli Talaska, and Jan Draisma. Trek separation for Gaussian graphical models. *The Annals of Statistics*, 38(3):1665–1685, 2010.
- Benito van der Zander, Maciej Liśkiewicz, and Johannes Textor. Separators and adjustment sets in causal graphs: Complete criteria and an algorithmic framework. *Artificial Intelligence*, 270:1–40, 2019.
- Tyler J. VanderWeele. Principles of confounder selection. *European Journal of Epidemiology*, 34(3): 211–219, 2019.
- Tyler J. VanderWeele and Ilya Shpitser. A new criterion for confounder selection. *Biometrics*, 67(4): 1406–1413, 2011.
- Tyler J. VanderWeele and Ilya Shpitser. On the definition of a confounder. *The Annals of Statistics*, 41 (1):196–220, 2013.
- Thomas S Verma and Judea Pearl. Equivalence and synthesis of causal models. In *Proceedings of the 6th Conference on Uncertainty in Artificial Intelligence (UAI-1990)*, pages 220–227, Cambridge, MA, USA, 1990.

A Proofs

A.1 Proof of Theorem 1

Proof. Because the causal model with $X \notin \text{de}(Y)$ is included by the causal model with $X \in \text{an}(Y)$, the first statement is implied by the second statement. We only need to show the second statement. Pearl's back-door criterion can be stated as (i) $S \cap \text{de}(X) = \emptyset$ and (ii) $X \not\leftrightarrow^* \not\leftrightarrow Y \mid S$. Given $X \in \text{an}(Y)$, it follows that (i) $\iff S \cap (\text{de}(X) \cup \text{de}(Y)) = \emptyset$. Clearly, (ii) $\implies A \not\leftrightarrow^* \not\leftrightarrow B \mid S$ and it remains to show that the reverse is also true. To prove by contradiction, suppose $A \not\leftrightarrow^* \not\leftrightarrow B \mid S$ but $X \leftrightarrow^* \leftrightarrow Y \mid S$, from which we have $X \leftrightarrow^* \leftrightarrow Y \mid S$. By $X \in \text{an}(Y)$ and acyclicity, such an m-connected path must have colliders. Let C be the collider on the path that is closest to Y . Then, the m-connection implies $C \in \overline{\text{an}}(S)$ and further $Y \in \text{an}(S)$, contradicting (i). \square

A.2 Proof of Lemma 2

Proof. ‘ \implies ’ **direction:** By definition, $\mathcal{P}_{\mathcal{G}}(A \rightsquigarrow B \mid C) \subseteq \mathcal{W}_{\mathcal{G}}^s(A \rightsquigarrow B \mid C)$ and $\mathcal{P}_{\mathcal{G}}(A \leftrightarrow B \mid C) \subseteq \mathcal{W}_{\mathcal{G}}^s(A \leftrightarrow B \mid C)$ because there are no colliders. We are left to show the last implication, i.e. the existence of m-connected confounding paths implies the existence of m*-connected confounding simple walks.

Let $\tau \in \mathcal{P}_{\mathcal{G}}(A \leftrightarrow^* \leftrightarrow B \mid C)$ and suppose, without loss of generality, τ contains a sequence of colliders $\tilde{C}_1, \dots, \tilde{C}_k$ with \tilde{C}_1 closest to A ($k \geq 1$). In other words, τ looks like

$$A \leftrightarrow \tilde{C}_1 \leftrightarrow \dots \leftrightarrow \tilde{C}_k \leftrightarrow B.$$

We associate with each \tilde{C}_i a vertex C_i . Because τ is m-connected, we have $\tilde{C}_i \in \overline{\text{an}}(C)$ for $i = 1, \dots, k$. If $\tilde{C}_i \in C$, let $C_i = \tilde{C}_i$; otherwise, choose a vertex $C_i \in C$ that is among the closest to \tilde{C}_i by directed edges and expand τ at C_i as:

$$\dots \leftrightarrow \tilde{C}_i \rightsquigarrow C_i \leftarrow \tilde{C}_i \leftrightarrow \dots \quad (3)$$

By choosing the segments $\tilde{C}_i \rightsquigarrow C_i$ to be a shortest directed path from \tilde{C}_i to C_i (and $C_i \leftarrow \tilde{C}_i$ to be its reverse), this introduces no new vertices in C other than C_i . Repeating this expansion for every $i = 1, \dots, k$, we obtain a confounding walk, denoted as π_0 , that looks like

$$A \leftrightarrow C_1 \leftrightarrow \dots \leftrightarrow C_k \leftrightarrow B.$$

This walk is m*-connected given C , i.e. $\pi_0 \in \mathcal{W}_{\mathcal{G}}(A \leftrightarrow^* \leftrightarrow B \mid C)$, because all of its colliders are in C and none of its non-colliders is in C .

However, π_0 is not necessarily a simple walk because A or B may appear in an added segment in (3). Suppose A appears in the segment $\tilde{C}_i \rightsquigarrow C_i \leftarrow \tilde{C}_i$; clearly $A \neq C_i$ because $C_i \in C$ but $A \notin C$. Thus, the walk π_0 looks like

$$A \leftrightarrow C_1 \leftrightarrow \dots \leftrightarrow \tilde{C}_i \rightsquigarrow A \rightsquigarrow C_i \leftarrow A \leftarrow \tilde{C}_i \leftrightarrow \dots \leftrightarrow C_k \leftrightarrow B.$$

We may then “restart” the walk by considering the subwalk starting from the last A in the last display. Similarly, if B appears in this segment and π_0 looks like

$$A \leftrightarrow C_1 \leftrightarrow \dots \leftrightarrow \tilde{C}_i \rightsquigarrow B \rightsquigarrow C_i \leftarrow B \leftarrow \tilde{C}_i \leftrightarrow \dots \leftrightarrow C_k \leftrightarrow B,$$

we may consider the sub-walk ending at the first B . By repeating this operation, we arrive at a simple, m-connected walk π with both arrowheads at A and B preserved. In other words, $\pi \in \mathcal{W}_{\mathcal{G}}^s(A \leftrightarrow^* \leftrightarrow B \mid C)$.

It is easy to see that, by the same expansion and deduplication operations, we can construct a m*-connected simple walk $\pi \in \mathcal{W}_{\mathcal{G}}^s(A \leftrightarrow^* \leftrightarrow B \mid C)$ from a m-connected path $\tau \in \mathcal{P}_{\mathcal{G}}(A \leftrightarrow^* \leftrightarrow B \mid C)$.

‘ \Leftarrow ’ **direction:** Consider $\pi \in \mathcal{W}_{\mathcal{G}}^s(A \rightsquigarrow B \mid C)$. Because \mathcal{G} is acyclic, π must contain no repeated vertices so $\pi \in \mathcal{P}_{\mathcal{G}}(A \rightsquigarrow B \mid C)$. Consider $\pi \in \mathcal{W}_{\mathcal{G}}^s(A \leftrightarrow B \mid C)$, so π looks like

$$A \Leftarrow U_1 \rightsquigarrow B \quad \text{or} \quad A \Leftarrow U_1 \leftrightarrow U_2 \rightsquigarrow B.$$

If π contains repeated vertices, let D be the repeated vertex closest to A in π . Because \mathcal{G} is acyclic, D must appear exactly once in the segment $A \Leftarrow U_1$ and exactly once in the segment $U_1 \rightsquigarrow B$ or $U_2 \rightsquigarrow B$. In other words, π looks like

$$\begin{aligned} A \Leftarrow D \Leftarrow U_1 \rightsquigarrow D \rightsquigarrow B, & \quad A \Leftarrow D \leftrightarrow U_2 \rightsquigarrow D \rightsquigarrow B, \\ A \Leftarrow D \Leftarrow U_1 \leftrightarrow D \rightsquigarrow B, & \quad \text{or} \quad A \Leftarrow D \Leftarrow U_1 \leftrightarrow U_2 \rightsquigarrow D \rightsquigarrow B. \end{aligned}$$

In either case, we can obtain a m^* -connected walk τ that looks like $A \Leftarrow D \rightsquigarrow B$ by concatenating the first and last segments of the walk. Because D is the closest repeated vertex to A in π , this new walk has no repeated vertices, i.e. $\tau \in \mathcal{P}_{\mathcal{G}}(A \leftrightarrow B \mid C)$.

Now consider $\pi \in \mathcal{W}_{\mathcal{G}}^s(A \leftrightarrow * \leftrightarrow B \mid C)$. Suppose a vertex D appears more than once in π . Because π is simple, we know $D \notin \{A, B\}$. Motivated by the above argument for confounding arcs, consider the following deduplication operation. For any simple walk λ from A to B with a repeated vertex D , let λ' be the concatenation of the sub-walk from A to the first occurrence of D and the subwalk from the last occurrence of D to B . To visualize this, λ can always be represented as

$$A \rightsquigarrow * \Leftarrow D \rightsquigarrow * \Leftarrow D \rightsquigarrow * \Leftarrow B.$$

The deduplicated walk λ' then looks like

$$A \rightsquigarrow * \Leftarrow D \rightsquigarrow * \Leftarrow B.$$

Suppose that λ satisfies the following two properties:

- (P1) all occurrences of the same vertex are of the same type, i.e., a collider or a non-collider,
- (P2) all non-colliders are not in C and all colliders are contained in $\overline{\text{an}}(C)$.

Then, we claim that the map $\lambda \mapsto \lambda'$ preserves these properties. To show this, consider the following two cases.

- (i) D is a collider on λ , so λ looks like

$$A \rightsquigarrow * \Leftarrow D \rightsquigarrow * \Leftarrow D \rightsquigarrow * \Leftarrow B.$$

It is obvious that D is also a collider on λ' . Because λ satisfies (P1), we have $D \in \overline{\text{an}}(C)$. It is easy to see that λ' satisfies (P1-2).

- (ii) D is not a collider on λ . If D is also a non-collider on λ' , clearly (P1-2) hold for λ' . If D becomes a new collider on λ' , then λ looks like

$$A \rightsquigarrow * \Leftarrow D \rightsquigarrow * \Leftarrow D \rightsquigarrow * \Leftarrow B.$$

Observe that on λ there exists one or more colliders between the first and last occurrence of D , and λ contains a directed path from D to a collider. This implies that $D \in \overline{\text{an}}(C)$. Thus, (P1-2) continue to hold for λ' .

We now return to the simple, confounding walk $\pi \in \mathcal{W}_{\mathcal{G}}^s(A \rightsquigarrow * \leftarrow B \mid C)$. Let π' denote the image of π under the deduplicating operation above. Because π is m^* -connected given C , it is obvious that π satisfies (P1–2). Thus, π' also satisfies (P1–P2). By iteratively applying the deduplication, we eventually eliminate all repeated vertices on π and arrive at a path τ from A to B that satisfies (P1–2). It immediately follows from (P2) that τ is m -connected given C . Moreover, both endpoint arrowheads of π are preserved by the deduplication above. Thus, $\tau \in \mathcal{P}_{\mathcal{G}}(A \rightsquigarrow * \leftarrow B \mid C)$.

It is easy to see that we can use the same deduplication process to construct a m -connected path $\tau \in \mathcal{P}_{\mathcal{G}}(A \rightsquigarrow * \leftarrow B \mid C)$ from a m^* -connected simple walk $\pi \in \mathcal{W}_{\mathcal{G}}^s(A \rightsquigarrow * \leftarrow B \mid C)$. This completes our proof. \square

A.3 Proof of Lemma 3

Proof. We first consider the preservation from \mathcal{G} to $\mathcal{G}(\tilde{V})$. Let $\pi \in \mathcal{W}_{\mathcal{G}}^s(A \rightsquigarrow * \leftarrow B \mid C)$. Its latent projection onto \tilde{V} is a walk π' in $\mathcal{G}(\tilde{V})$ defined as follows. Let $D_0 = A, D_1, \dots, D_k, D_{k+1} = B$ ($k \geq 0$) be all vertices on π that are contained in \tilde{V} . By denoting $U = V \setminus \tilde{V}$, π looks like

$$A = D_0 \overset{\text{via } U}{\rightsquigarrow} D_1 \overset{\text{via } U}{\rightsquigarrow} \dots \overset{\text{via } U}{\rightsquigarrow} D_k \overset{\text{via } U}{\rightsquigarrow} D_{k+1} = B, \quad (4)$$

where between every (D_i, D_{i+1}) there is a m^* -connected arc because $U \cap C = \emptyset$. The latent projection of each arc $D_i \overset{\text{via } U}{\rightsquigarrow} D_{i+1}$ on $\tilde{V} = V \setminus U$ is defined as

$$D_i \left\{ \begin{array}{l} \overset{\text{via } U}{\rightsquigarrow} \\ \overset{\text{via } U}{\rightsquigarrow} \\ \overset{\text{via } U}{\rightsquigarrow} \end{array} \right\} D_{i+1} \mapsto D_i \left\{ \begin{array}{l} \rightarrow \\ \leftarrow \\ \leftrightarrow \end{array} \right\} D_{i+1},$$

where the corresponding edge on the RHS must exist in $\mathcal{G}(\tilde{V})$ by the definition of latent projection. Thus, the latent projection of π is a simple walk π' in $\mathcal{G}(\tilde{V})$ that looks like

$$A = D_0 \leftarrow D_1 \leftarrow \dots \leftarrow D_k \leftarrow D_{k+1} = B. \quad (5)$$

Thus, we conclude that $\pi' \in \mathcal{W}_{\mathcal{G}(\tilde{V})}^s(A \rightsquigarrow * \leftarrow B \mid C)$. Further, because the latent projection as defined above preserves endpoint arrowheads, D_i is a collider on π' if and only if D_i is a collider on π . Consequently, we also have

$$\pi \in \mathcal{W}_{\mathcal{G}}^s \left(A \left\{ \begin{array}{l} \rightsquigarrow \\ \rightsquigarrow \\ \rightsquigarrow \end{array} \right\} B \mid C \right) \implies \pi' \in \mathcal{W}_{\mathcal{G}(\tilde{V})}^s \left(A \left\{ \begin{array}{l} \rightsquigarrow \\ \rightsquigarrow \\ \rightsquigarrow \end{array} \right\} B \mid C \right).$$

Now we prove the reverse direction. Given any $\pi' \in \mathcal{W}_{\mathcal{G}(\tilde{V})}^s(A \rightsquigarrow * \leftarrow B \mid C)$, we want to find a simple, m -connected walk π in \mathcal{G} . Walk π' can be written as (5) for some $A = D_0, D_1, \dots, D_k, D_{k+1} = B \in \tilde{V}$. By reverting the latent projection, we obtain a walk π in \mathcal{G} that looks like (4). It is easy to see that π is simple because $A, B \notin U$ and $A, B \notin \{D_1, \dots, D_k\}$ since the π' is simple. Further, because each segment between D_i and D_{i+1} is an arc and contains no collider, π and π' have the same set of colliders. Therefore, we conclude that $\pi \in \mathcal{W}_{\mathcal{G}}^s(A \rightsquigarrow * \leftarrow B \mid C)$. Further, by the fact that π and π' have the same endpoint arrowheads/tails and the same set of colliders, we also have

$$\pi' \in \mathcal{W}_{\mathcal{G}(\tilde{V})}^s \left(A \left\{ \begin{array}{l} \rightsquigarrow \\ \rightsquigarrow \\ \rightsquigarrow \end{array} \right\} B \mid C \right) \implies \pi \in \mathcal{W}_{\mathcal{G}}^s \left(A \left\{ \begin{array}{l} \rightsquigarrow \\ \rightsquigarrow \\ \rightsquigarrow \end{array} \right\} B \mid C \right).$$

\square

A.4 Proof of Theorem 3

Proof. Properties (i)–(iii) and (vii) directly follow from definition.

We claim that $\mathcal{J}_{\not\leftrightarrow}$ satisfies (iv) weak union. By (iii), $A \not\leftrightarrow B, C \mid D$ implies $A \not\leftrightarrow B \mid D$, which leads to $A \not\leftrightarrow B \mid C, D$ by Lemma 1.

We claim that $\mathcal{J}_{\leftrightarrow \neq \leftrightarrow}$ also satisfies (iv) weak union. We show its contraposition $A \leftrightarrow * \leftrightarrow B \mid C, D \implies A \leftrightarrow * \leftrightarrow B, C \mid D$. From $A \leftrightarrow * \leftrightarrow B \mid C, D$, we have $a \leftrightarrow b \mid C, D$ for some $a \in A$ and some $b \in B$ in \mathcal{G} . Let $\tilde{\mathcal{G}} := \mathcal{G}(\{a, b\} \cup C \cup D)$. By Corollary 2, we have $a \leftrightarrow * \leftrightarrow b \mid C, D$ in $\tilde{\mathcal{G}}$. Let $\pi : a = v_0 \leftrightarrow \dots \leftrightarrow v_{k+1} = b$ with $k \geq 0$ be any $\leftrightarrow * \leftrightarrow$ path between a and b in $\tilde{\mathcal{G}}$ that is m-connected given C, D . If $k = 0$, we have $a \leftrightarrow b \mid C, D$ in $\tilde{\mathcal{G}}$, which by Corollary 2 implies $a \leftrightarrow b \mid C, D$ in \mathcal{G} . It further follows from Lemma 1 that $a \leftrightarrow b \mid D$ in \mathcal{G} and hence $A \leftrightarrow * \leftrightarrow B \mid D$ in \mathcal{G} . Now we suppose $k \geq 1$. By definition of $\tilde{\mathcal{G}}$, we have $v_1, \dots, v_k \in C \cup D$. If $v_1, \dots, v_k \in D$, then we have $a \leftrightarrow * \leftrightarrow b \mid D$ and hence $a \leftrightarrow * \leftrightarrow b \mid D$ in $\tilde{\mathcal{G}}$. By Theorem 2, it follows that $a \leftrightarrow * \leftrightarrow b \mid D$ in \mathcal{G} and hence $A \leftrightarrow * \leftrightarrow B \mid D$ in \mathcal{G} . Otherwise, let $1 \leq k' \leq k$ be the first vertex such that $v_{k'} \in C$. Observing that $a \leftrightarrow \dots \leftrightarrow v_{k'}$ is m-connected given D , we have $a \leftrightarrow * \leftrightarrow v_{k'} \mid D$ in $\tilde{\mathcal{G}}$ and hence $a \leftrightarrow * \leftrightarrow v_{k'} \mid D$ in $\tilde{\mathcal{G}}$. By Theorem 2, it follows that $A \leftrightarrow * \leftrightarrow C \mid D$ in \mathcal{G} .

We show that $\mathcal{J}_{\leftrightarrow \neq \leftrightarrow}$ does not satisfy (v) contraction or (vi) intersection on some ADMG. Consider the simple example $A \leftarrow C \rightarrow B$ and let $D = \emptyset$. Given $A \leftrightarrow * \leftrightarrow C \mid \emptyset$ and $A \leftrightarrow * \leftrightarrow B \mid C$, (v) contraction would imply $A \leftrightarrow * \leftrightarrow B, C \mid \emptyset$, which fails here. Also, given $A \leftrightarrow * \leftrightarrow B \mid C$ and $A \leftrightarrow * \leftrightarrow C \mid B$, (vi) intersection would imply $A \leftrightarrow * \leftrightarrow B, C \mid \emptyset$, which again fails. Similarly, because $\mathcal{J}_{\leftrightarrow \neq \leftrightarrow}$ implies $\mathcal{J}_{\not\leftrightarrow}$, (v) contraction or (vi) intersection for $\mathcal{J}_{\not\leftrightarrow}$ would imply $A \not\leftrightarrow B, C \mid \emptyset$, which fails. Hence, relation $\mathcal{J}_{\not\leftrightarrow}$ also fails to satisfy (v) and (vi). \square

B Recursive version of the graph expansion algorithm

The recursive version of the graph expansion algorithm is shorter but less flexible. See Algorithm 3.

Algorithm 3 Confounder selection via graph expansion (recursive version)

```

1: procedure CONFOUNDERSELECT( $X, Y$ )
2:    $\mathcal{R} = \emptyset$ 
3:   procedure GRAPHEXPAND( $S, \mathcal{B}_y, \mathcal{B}_n$ )
4:      $\bar{S} = S \cup X \cup Y$ 
5:     if  $X \leftrightarrow * \leftrightarrow Y$  by edges in  $\mathcal{B}_y$  then
6:       return
7:     else if  $X \leftrightarrow \neq \leftrightarrow Y$  by edges in  $(\bar{S} \times \bar{S}) \setminus \mathcal{B}_n$  then
8:        $\mathcal{R} = \mathcal{R} \cup \{S\}$ 
9:       return
10:    end if
11:     $(A, B) = \pi = \text{SELECTEDGE}(X, Y, S, \mathcal{B}_y, \mathcal{B}_n)$ 
12:     $\mathcal{L} = \text{FINDPRIMARY}((A, B); S \setminus \{A, B\})$ 
13:    for  $C$  in  $\text{FINDPRIMARY}(\pi, S \setminus \{A, B\})$  do ▷ Primary adjustment sets for  $\pi$  given  $S$ 
14:      GRAPHEXPAND( $S \cup C, \mathcal{B}_y, \mathcal{B}_n \cup \{\pi\}$ )
15:    end for
16:    GRAPHEXPAND( $S, \mathcal{B}_y \cup \{\pi\}, \mathcal{B}_n$ )
17:  end procedure
18:  GRAPHEXPAND( $\emptyset, \emptyset, \emptyset$ ) ▷ Initial graph has a possible edge  $X \leftrightarrow Y$ 
19:  return  $\mathcal{R}$ 
20: end procedure

```

C Example with unobserved variables

We illustrate Algorithm 1 with another ADMG in Figure 5, where U_1 and U_2 are unobserved. For this case, $\{B, D\}$ is the only minimal adjustment set. We use \longleftrightarrow to draw those edges in \mathcal{B}_y that are no longer expanded and use \leftrightarrow to draw those edges in $(\bar{S} \times \bar{S}) \setminus (\mathcal{B}_y \cup \mathcal{B}_n)$ that can be further expanded. The min-cut strategy in Section 5.3 is adopted. The graph popped from the queue is drawn with a box with its min-cut index marked in the upper right corner. The edge π chosen by SELECTEDGE is highlighted with \leftrightarrow . Suppose subroutine FINDPRIMARY returns all the minimal primary adjustment sets (i.e., with option `minimal_only=True`), so that the algorithm is guaranteed to find $\{B, D\}$ by Theorem 5.

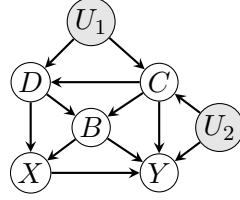


Figure 5: Variables U_1, U_2 are unobserved.

1. We start with

$$\mathcal{Q} = \left[\boxed{X \leftrightarrow Y}^1 \right], \quad \mathcal{R} = \{\}.$$

2. We have $\text{FINDPRIMARY}((X, Y); \emptyset, \text{True}) = \{\{B, C\}, \{B, D\}\}$ and

$$\mathcal{Q} = \left[\boxed{\begin{array}{cc} B \leftrightarrow C \\ X \leftrightarrow Y \end{array}}^2, \begin{array}{cc} B \leftrightarrow D \\ X \leftrightarrow Y \end{array}, \begin{array}{c} X \leftrightarrow Y \end{array} \right], \quad \mathcal{R} = \{\}.$$

3. In light of $\text{FINDPRIMARY}((B, X); \{C\}, \text{True}) = \{\{D\}\}$, we have

$$\mathcal{Q} = \left[\boxed{\begin{array}{ccc} & D & \\ B \leftrightarrow C & & \\ X \leftrightarrow Y & & \end{array}}^2, \begin{array}{cc} B \leftrightarrow C \\ X \leftrightarrow Y \end{array}, \begin{array}{cc} B \leftrightarrow D \\ X \leftrightarrow Y \end{array}, \begin{array}{c} X \leftrightarrow Y \end{array} \right], \quad \mathcal{R} = \{\}.$$

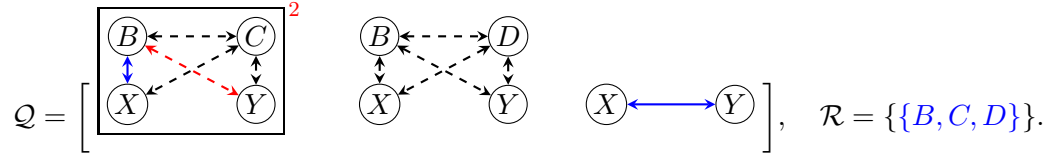
- 4.

$$\mathcal{Q} = \left[\boxed{\begin{array}{ccc} & D & \\ B \leftrightarrow C & & \\ X \leftrightarrow Y & & \end{array}}^1, \begin{array}{cc} B \leftrightarrow C \\ X \leftrightarrow Y \end{array}, \begin{array}{cc} B \leftrightarrow D \\ X \leftrightarrow Y \end{array}, \begin{array}{c} X \leftrightarrow Y \end{array} \right], \quad \mathcal{R} = \{\}.$$

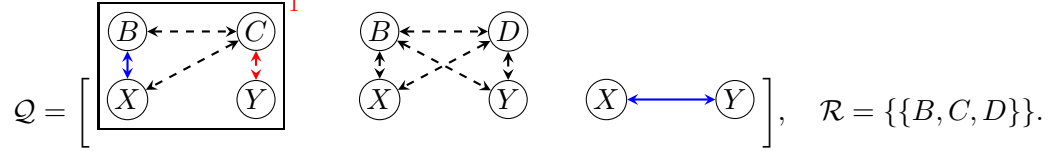
- 5.

$$\mathcal{Q} = \left[\boxed{\begin{array}{ccc} & D & \\ B \leftrightarrow C & & \\ X & & Y \end{array}}^0, \begin{array}{cc} B \leftrightarrow C \\ X \leftrightarrow Y \end{array}, \begin{array}{cc} B \leftrightarrow D \\ X \leftrightarrow Y \end{array}, \begin{array}{c} X \leftrightarrow Y \end{array} \right], \quad \mathcal{R} = \{\}.$$

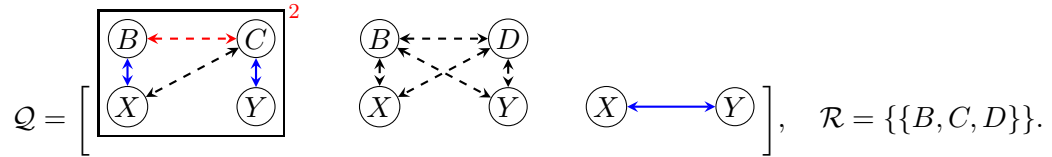
6.



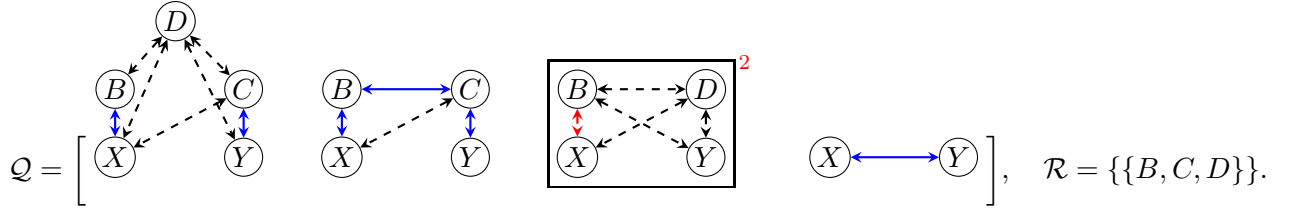
7.



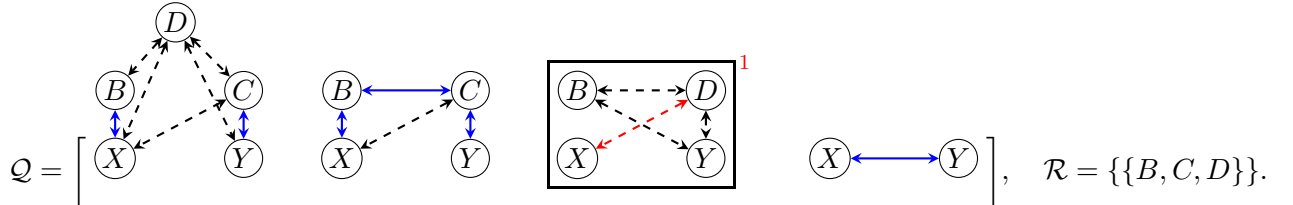
8. Due to $C \leftarrow U_2 \rightarrow Y$, we have



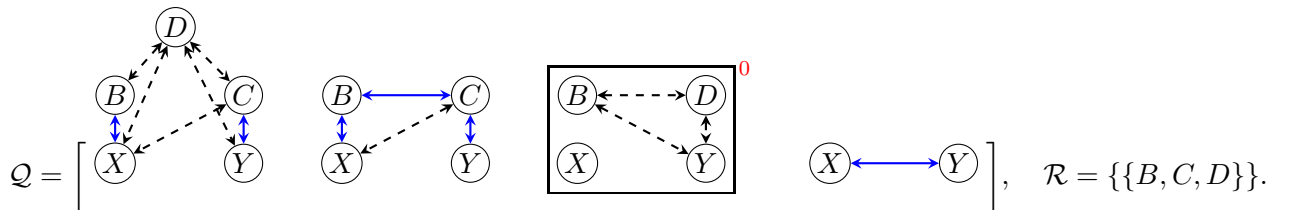
9. Because $\text{FINDPRIMARY}((B, C); \emptyset, \text{True}) = \{\{D\}\}$, two graphs are added: (1) expanding $B \dashrightarrow C$ by introducing D and (2) turning $B \dashrightarrow C$ to $B \longleftrightarrow C$. However, because they have $\text{min-cut} = 3$ and $\text{min-cut} = \infty$ respectively, they are not chosen next.



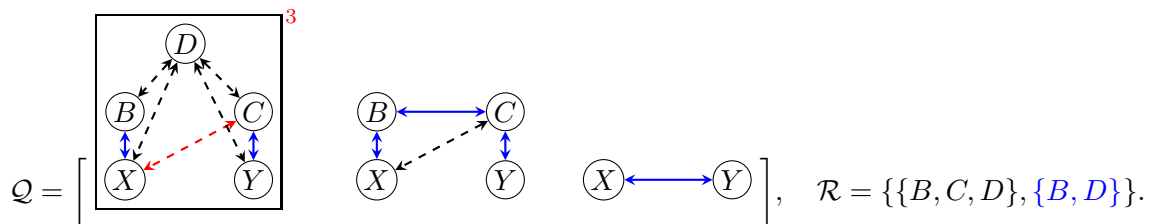
10. Because $B \not\leftrightarrow X \mid D$, we have



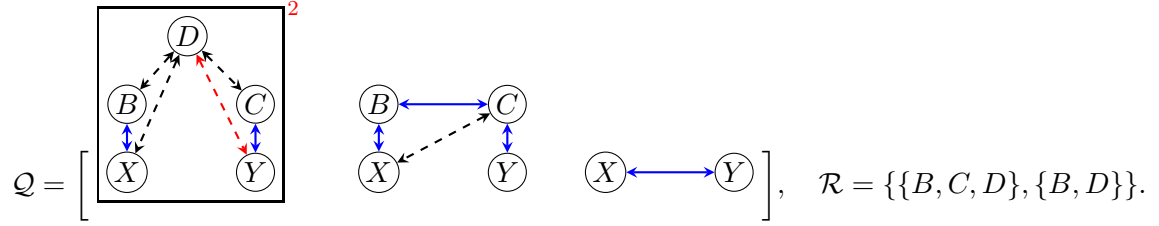
11. Further, since $X \not\leftrightarrow D \mid B$, we get



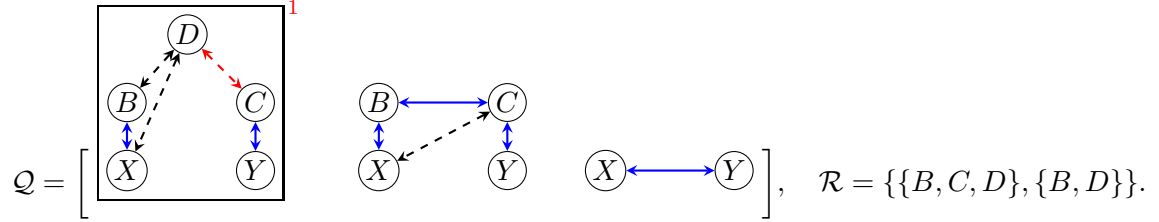
12. The minimal sufficient adjustment set $\{B, D\}$ is found:



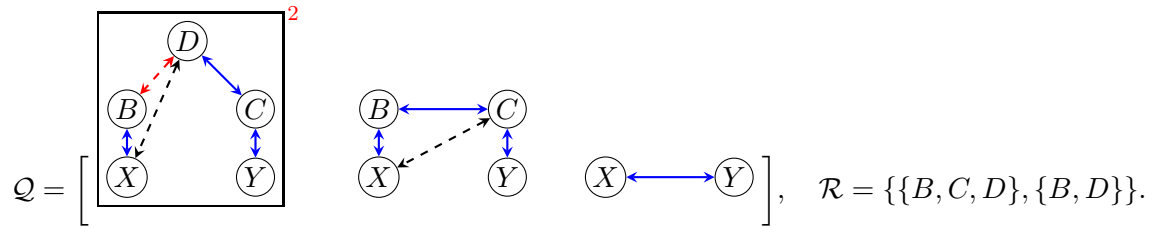
13.



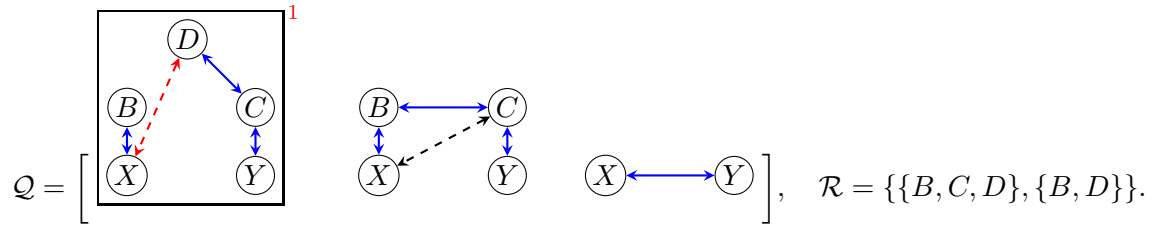
14.



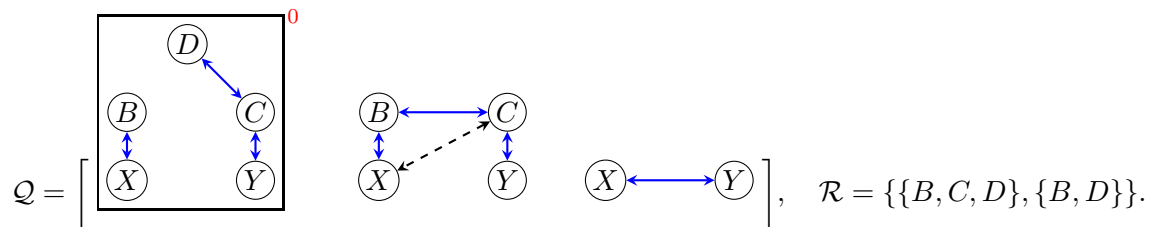
15.



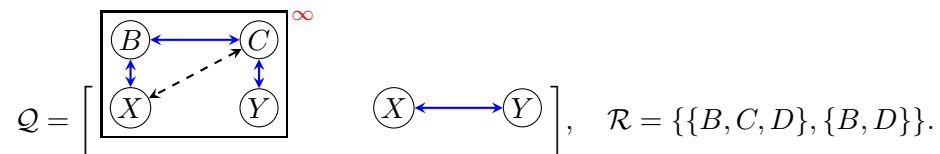
16.



17. Because $D \not\leftrightarrow X \mid B, C$, we have



18. Set $\{B, C, D\}$ is identified again as a sufficient adjustment set. This leaves \mathcal{R} unchanged:



19.

$$\mathcal{Q} = \left[\boxed{\begin{array}{c} \textcircled{X} \longleftrightarrow \textcircled{Y} \end{array}}^{\infty} \right], \quad \mathcal{R} = \{\{B, C, D\}, \{B, D\}\}.$$

20. Upon $\mathcal{Q} = []$, the algorithm terminates and returns

$$\mathcal{R} = \{\{B, C, D\}, \{B, D\}\},$$

which contains the only minimal sufficient adjustment set $\{B, D\}$.