

# Correct-by-Construction for Hybrid Systems by Synthesizing Reset Controller

**Abstract.** Controller synthesis, including reset controller, feedback controller, and switching logic controller, provides an essential mechanism to guarantee the correctness and reliability of hybrid systems in a correct-by-construction manner. Unfortunately, reset controller synthesis is still in an infant stage in the literature, although it makes theoretical and practical significance. In this paper, we propose a convex programming based method to synthesize reset controllers for polynomial hybrid systems subject to safety, possibly together with liveness. Such a problem essentially corresponds to computing an initial set of continuous states in each mode and a reset map associated with each discrete jump such that any trajectory starting from any computed initial state keeps safe if only safety constraints are given or reaches the target set eventually and keeps safe before that if both safety and liveness are given, through the computed reset maps. Both cases can be reduced to reach-avoid and/or differential invariant generation problems, further encoded as convex optimization problems. Finally, several examples are provided to demonstrate the efficiency and effectiveness of our method.

**Keywords:** Hybrid systems, reset controllers, reach-avoid sets, differential invariants, convex programming

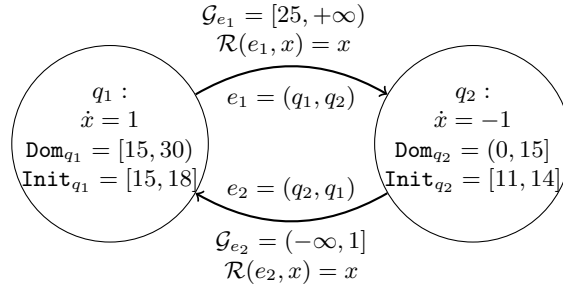
## 1 Introduction

Controller synthesis, including reset controller, feedback controller, and switching logic controller, provides an essential mechanism to guarantee Hybrid systems (HSs), nowadays also known as cyber-physical systems (CPSs), exploit networked computing units to monitor and control physical processes via wired and/or radio communications, essentially combine discrete mode changes with the continuous evolution, routinely described by differential equations. HSs are omnipresent in our daily life, from spacecraft to high-speed train control systems, to power and control grids, to automated plants and factories, to name just a few. Many HSs are entrusted with mission- and/or safety-critical tasks. Therefore, efficient and verified development of safe and reliable HSs is a priority mandated by many standards, yet a notoriously challenging domain.

Controller synthesis, given a model of the assumed behaviour of the environment and a system goal, algorithmically constructs an operational behaviour model for a component that, when executing in an environment consistent with the assumptions, results in a system that is guaranteed to satisfy the goal. Controller synthesis provides a correct-by-construction manner for developing reliable HSs, which has attracted increasing attention from computer science and control theory in the past decades. In HSs (CPSs), operation (i.e., control) could be inputs to differential equations, or switch conditions from one mode to another one, or initial conditions for each mode and reset

maps when conducting discrete jumps. So, controllers can be naturally classified into three categories, namely, feedback controllers, switching logic controllers, and reset controllers. In the literature, there are huge bulk of work on the synthesis of the first two types of controllers, please refer to [44,3,13,24,42,18,19,42,51] and the references therein. However, the synthesis problem of the third type is still a virgin land, although reset controller synthesis is not only theoretically significant but also makes important sense in practice, as many important practical problems can be reduced to reset controller synthesis, e.g., the substantial instantaneous change in velocity of a spacecraft induced by impulsive controls in satellite rendezvous [9], also re-configuring safety-critical devices like spacecrafts when an exception happens, and so on. What's more, as indicated by the following motivating example, in some cases, only with feedback and switching logic controllers, even their combination, without reset controller, one cannot achieve the system goal.

*Example 1 (A Motivating Example).* Consider the hybrid system given in Fig. 1. Sup-



**Fig. 1.** Hybrid Automaton for Example 1

pose the safe sets in  $q_1$  and  $q_2$  are  $\mathcal{S}_1 = [15, 31)$ ,  $\mathcal{S}_2 = (0, 14]$ , respectively. Firstly, as the dynamics in the two modes both are autonomous, it is impossible to have feedback controllers for them to maintain the safety. Secondly, it is not hard to show that no switch control strategy can be applied to guarantee the safety of the system by strengthening the guard conditions and domain constraints either, as once a jump from  $q_1$  to  $q_2$  or vice versa, the system will arrive in the unsafe set. However, if it is allowed to redesign the reset map  $\mathcal{R}$ , clearly, one can easily obtain a refined hybrid automaton that satisfies the safety property.

In this work, we investigate the reset controller synthesis problem for HSs. A system goal is usually a safety constraint, possibly together with a liveness constraint. A reset map associated with a discrete jump between two modes is, in general, a set-valued function that specifies how continuous evolutions in the post-mode are related to the ones in the pre-mode. Reset controller synthesis is to strengthen the initial condition in each mode and to synthesize a reset map for each discrete jump for a considered HS w.r.t. the given system goal, so that the refined HS satisfies the system goal. If only safety constraint is concerned, such a synthesis problem essentially corresponds to compute an initial set associated with each mode and to synthesize a reset map associated

with each jump such that each any continuous flow from any computed initial set either reaches to the guard of a jump eventually, or stay inside the mode subject to the safety constraint forever. If the former happens, the synthesized reset map associated with the jump can guarantee the safety in the post-mode of the jump. This problem can be further reduced to a reach-avoid problem. Traditionally, reach-avoid problem solves how to compute the maximal set of initial states such that the considered system starting from which is guaranteed to reach the target set eventually while remaining inside the safe set until hitting the target. Moreover, we show that the maximal reach-avoid set can be inner-approximated by reduction to a convex programming problem, which could be solved with on-the-shell SDP solvers. The latter can be reduced to the differential invariant generation problem, which can be well solved by exploiting existing methods for computing differential invariants, e.g., [30,16,48,45]. If safety and liveness properties are considered together, we have to address the following two problems: how to guarantee to reach to the target set in or the must-jump part of the guard of a jump outgoing from a mode while keeping safe until reaching the target or leaving the mode via the jump, and how to avoid the unreachability caused by infinite loops among the modes. The must-jump part of the guard of a jump means the intersection of the guard and the complementation of the domain of the pre-mode of the jump, to which the jump must take place immediately in case a trajectory reaches. The former problem essentially corresponds to a reach-avoid problem, while the latter problem can be solved by searching all simple loops among the modes and blocking them.

We implement a prototypical tool and provide several examples to demonstrate the effectiveness and performance of the proposed method.

In summary, the main contributions of this paper include

1. We reduce synthesizing safe (with live) reset controllers to reach-avoid and differential invariant generation problems.
2. We propose to inner-approximate reach-avoid sets by reduction to convex programming problems, which can be efficiently solved using on-the-shell SDP solvers.
3. A prototypical implementation is provided and applied to several case studies to illustrate the effectiveness and efficiency of our approach.

*Reset controller synthesis and time-delay* Physically, changing a continuous evolution abruptly is counter-intuitive, even impossible, for example, it is impossible to change the velocity of a train from 0 km/h to 300 km/h instantaneously in reality, although it is mathematically simple. Actually, such a reset procedure takes time, even such a procedure can be done through a discrete action, as the actuator itself takes time to make the control into effect. So, ideally, we should consider this issue in the context with time-delay like delay hybrid automata [4], so that the time spent by the reset controller can be modeled as time delay and thus it can be taken into account. As a heuristic exploration, in this paper, we want to investigate this issue in a simpler mathematical model, and therefore abstract away time-delay caused by reset controllers. However, we believe that our approach still works in the context of time-delay by exploiting recent results on invariant generation for delay hybrid systems in [4] and reach-avoid problem for delay differential equations in [47], that will be a future work.

## 1.1 Related Work

A natural idea for automatic verification of HSs (CPSs) is state-space exploration aiming at computing the reachable state space. Unfortunately, the exact computation of reach sets is impossible in general [21], especially for systems with nonlinearity, albeit with decidable families of sub-classes (see, e.g., [28,15]). A more generally applicable option is to compute over- and under-approximations of the state sets reachable under time-bounded continuous dynamics, and then to embed them, e.g., into depth-bounded automatic verification by bounded model checking, or into unbounded verification by theorem proving. Thus, various abstraction techniques have been proposed for over- and under-approximating reachable sets of continuous dynamics given as ordinary differential equations, e.g., based on interval arithmetic [37], Taylor models [7,32], polyhedral [11], zonotopes [17], ellipsoids [27], and support functions [29] and so on, as well as abstractions based on discovering invariants [30,25,40,45] etc. There are several bounded model checkers available for HSs, e.g., iSAT-ODE [14], Flow\* [10], and dReach [26]. Theorem provers for HSs are also available, e.g., KeYmaera [35] or HHL Prover [54,46].

As the two sides of a coin, verification of HSs can also be conducted in correct-by-construction manner by synthesizing controllers, including synthesizing feedback controllers, switching logic controllers, and reset controllers. In the literature, there is a huge volume of work on synthesizing feedback controllers and switching controllers for HSs, and we just list a few of them below.

Feedback controllers steer all continuous behaviour away from the unsafe region through computed inputs to change physical disciplines of continuous evolution. There are a rich family of methods contributing to this kind of safe controllers synthesis such as moment-based methods (e.g., [52]), Hamilton-Jacobi based methods (e.g., [44]), Lyapunov functions or barrier certificates based methods (e.g., [2]), abstraction-based methods (e.g., [41,18]), counter-examples guided inductive synthesis methods (e.g., [1]), etc. Switching logic controllers strengthen the domain constraint for each mode under which continuous evolution is allowed, and the guard is associated with each discrete jump. In the literature, switching logic synthesis has been extensively studied, and various approaches have been proposed, which can be categorized into abstraction based, e.g., [41,6,18,38,33,23], and constraint solving based, e.g., [51,42,43].

While reset controller defines a set of initial states associated with each mode and a mapping associated with each discrete jump that maps states in the pre-mode satisfying the guard to states in the post mode so that any trajectory of the considered HS meets the system goal. The problem was investigated by Clegg in [12] to overcome the limitations of linear control, which provides the feedback control system with a reset structure. Most of the existing work mainly focuses on stability analysis of linear systems, please refer to [5,20,36] and the references therein.

In contrast to existing work, in this paper, we present automated synthesis algorithms by computing inner-approximations of reach-avoid sets and/or differential invariant sets to synthesize an initial set associated with each mode and a reset map associated with each jump for a given HS s.t. the resulting HS respects the system goal.

The remainder of this paper is structured as follows. In Sect. 2, we introduce the notions of HSs and the problems of interest, and develop some necessary theories. Sect.

3 presents the main framework of reset controller synthesis, and Sect. 4 focus on the implementation based on SDP. Sect. 5 reports implementation and experiments, and we conclude this paper in Sect.6.

## 2 Preliminaries

Throughout this paper, we use  $\mathbb{R}$ ,  $\mathbb{Z}$  and  $\mathbb{N}$  to denote the set of real, integer and natural numbers, respectively.  $\mathbb{R}^n$  is the set of  $n$ -dimensional real vectors. For a given set  $S$ ,  $P(S)$  stands for the power set of  $S$ . The interior, enclosure, complement and boundary of  $S$  are denoted by  $S^\circ$ ,  $\bar{S}$ ,  $S^c$  and  $\partial S$ , respectively. Given a vector  $\mathbf{x} \in \mathbb{R}^n$ ,  $x_i$  denotes the  $i$ -th coordinate of  $\mathbf{x}$  for  $i \in \{1, 2, \dots, n\}$ . Also, the polynomial ring over variables  $\mathbf{x}$  with coefficients in the real number field  $\mathbb{R}$  is denoted by  $\mathbb{R}[\mathbf{x}]$ .  $\Sigma[\mathbf{x}]$  is used to represent the set of sum-of-squares polynomials over variables  $\mathbf{x}$ , i.e.,  $\Sigma[\mathbf{x}] = \{p \in \mathbb{R}[\mathbf{x}] \mid p = \sum_{i=1}^k q_i^2, q_i \in \mathbb{R}[\mathbf{x}], i = 1, \dots, k\}$ .

### 2.1 Hybrid automata

HSA of interest in this paper are represented by hybrid automata, defined by

**Definition 1 (Hybrid Automaton (HA)).** A HA  $\mathcal{H}$  is a tuple  $(\mathcal{Q}, \mathcal{X}, \mathbf{f}, \text{Init}, \text{Dom}, \mathcal{E}, \mathcal{G}, \mathcal{R})$ , where

- $\mathcal{Q} = \{q_1, q_2, \dots\}$  is a set of modes;
- $\mathcal{X} = \{\mathbf{x}_1, \dots, \mathbf{x}_n\}$  is a set of continuous state variables, which are interpreted over  $\mathbb{R}^n$ . Normally, we use  $\mathcal{X} \subseteq \mathbb{R}^n$  to denote the continuous state space, and a (hybrid) state of the system is represented as  $(q, \mathbf{x}) \in \mathcal{Q} \times \mathcal{X}$ ;
- $\text{Init} \subseteq \mathcal{Q} \times \mathcal{X}$  is a set of initial states;
- $\text{Dom} : \mathcal{Q} \rightarrow P(\mathcal{X})$  assigns to each  $q \in \mathcal{Q}$  a set  $\text{Dom}_q$ ;
- $\mathbf{f} : \mathcal{Q} \rightarrow (\mathcal{X} \rightarrow \mathbb{R}^n)$  assigns to each  $q \in \mathcal{Q}$  a locally Lipschitz continuous vector field  $\mathbf{f}_q$  defined on  $\text{Dom}_q$ ;
- $\mathcal{E} \subseteq \mathcal{Q} \times \mathcal{Q}$  is a set of edges;
- $\mathcal{G} : \mathcal{E} \rightarrow P(\mathcal{X})$  assigns a guard condition  $\mathcal{G}_e$  to each edge  $e$ , such that the discrete jump can happen only if its guard is satisfied;
- $\mathcal{R}(\cdot, \cdot) : \mathcal{E} \times \mathcal{X} \rightarrow P(\mathcal{X})$  assigns a reset map to each edge, that relates a state in the pre-mode to a set of states in the post-mode of the edge.

Basically, there are two types of evolutions in a HA  $\mathcal{H}$ , i.e., continuous trajectory and discrete jump. A trajectory to  $\mathbf{f}_q$  with initial state  $\mathbf{x}_0 \in \text{Dom}_q$  is a function, denoted by  $\phi(q, \mathbf{x}_0, t)$  ( $q$  may be omitted if it is clear), of  $t$  s.t.  $\phi(q, \mathbf{x}_0, 0) = \mathbf{x}_0$  and its time derivative satisfies  $\frac{\partial \phi(q, \mathbf{x}_0, t)}{\partial t} = \mathbf{f}_q(\mathbf{x}_0, t)$ . A HA behaves roughly as follows: it starts with an initial state  $(q_0, \mathbf{x}_0) \in \text{Init}$ , and the continuous state  $\mathbf{x}(t)$  evolves according to  $\mathbf{f}_{q_0}$  with  $\phi(q_0, \mathbf{x}_0, 0) = \mathbf{x}_0$ , while the discrete state (mode)  $q$  remains unchanged, i.e.,  $q(t) = q_0$ , subject to  $\phi(q_0, \mathbf{x}_0, t) \in \text{Dom}_{q_0}$ . If at some time  $t'_0$  the continuous state  $\mathbf{x}(t'_0)$  meets the guard  $\mathcal{G}_e = \mathcal{G}(q_0, q_1)$  of some edge  $e = (q_0, q_1) \in \mathcal{E}$ , a discrete jump from  $q_0$  to  $q_1$  may happen. Meanwhile, the continuous state is reset to some value according to  $\mathcal{R}(e, \mathbf{x})$ . After the discrete jump, the continuous evolution resumes and the whole process is repeated. Thus, there is a sequence of time intervals  $\tau = \{I_i\}_{i=0}^N$ , called hybrid time set, with

- $I_i = [t_i, t'_i]$  for all  $i < N$ ;
- if  $N < \infty$ , then  $I_N = [t_N, t'_N]$  or  $I_N = [t_N, t'_N)$ , where  $t'_N$  could be  $\infty$ ; and
- $t_i \leq t'_i = t_{i+1}$  for all  $i$ .

A *trace* of a HA  $H$  is a sequence of  $(q_0, \phi(q_0, \mathbf{x}_{q_0}, \cdot)), \dots, (q_N, \phi(q_N, \mathbf{x}_{q_N}, \cdot))$ , shortened as  $(\sigma, \phi, \tau)$ , which satisfies

- i Initial condition:  $\phi(q_0, \mathbf{x}_{q_0}, 0) = \mathbf{x}_{q_0}$  with  $(q_0, \mathbf{x}_{q_0}) \in \text{Init}$ .
- ii Continuous trajectory: for all  $i \leq N$ ,  $\phi(q_i, \mathbf{x}_{q_i}, \cdot) : I_i \mapsto \mathbb{R}^n$  is a solution to  $\dot{\mathbf{x}} = \mathbf{f}(q_i, \mathbf{x})$ , and  $\phi(q_i, \mathbf{x}_{q_i}, t) \in \text{Dom}_{q_i}$  for any  $t \in I_i$ .
- iii Discrete jump: for all  $i < N$ ,  $e = (q_i, q_{i+1}) \in \mathcal{E}$ ,  $\phi(q_i, \mathbf{x}_{q_i}, t'_i) \in \mathcal{G}_e$  and  $\mathbf{x}_{q_{i+1}} \in \mathcal{R}(e, \phi(q_i, \mathbf{x}_{q_i}, t'_i))$ .

A trace with the above form is called *finite* if  $I_i$  are closed and  $N < \infty$ ; *infinite* if  $N = \infty$  or  $\sum_{i=1}^N t'_i - t_i = \infty$ ; *Zeno* if  $N = \infty$  and  $\sum_{i=1}^N t'_i - t_i < \infty$ ; and *maximal* if it is not a proper prefix of any other trace of  $H$ .

A state  $(q, \mathbf{x}) \in \mathcal{Q} \times \mathcal{X}$  of  $H$  is called *reachable* if there is a trace  $(\sigma, \phi, \tau)$  of  $H$  such that  $(q, \mathbf{x})$  is the end state of  $(\sigma, \phi, \tau)$ . In what follows, we will use  $\text{Reach}_{\mathcal{H}}$  to denote the set of all reachable states of  $\mathcal{H}$ .

## 2.2 Problem Formulation

Given a HA  $\mathcal{H}$  as Definition 1 and a set of states  $\mathcal{S} \subseteq \mathcal{Q} \times \mathbb{R}^n$  (let  $\mathcal{S}_q \triangleq \{\mathbf{x} \mid (q, \mathbf{x}) \in \mathcal{S}\}$  in what follows), we say  $\mathcal{H}$  is *safe* w.r.t.  $\mathcal{S}$ , if for any state  $(q, \mathbf{x})$  reachable in  $\mathcal{H}$   $(q, \mathbf{x}) \in \mathcal{S}$  holds.

**Definition 2 (Reset Controller Synthesis).** *Given a HA  $\mathcal{H}$  as Definition 1, we are interested in the following two types of reset controller synthesis problems:*

- **Problem I:** for a given safe set  $\mathcal{S}$ , whether we can find a new  $\text{Init}^r$  and  $\mathcal{R}^r$  such that  $\mathcal{H}^r = (\mathcal{Q}, X, \mathbf{f}, \text{Init}^r, \text{Dom}, \mathcal{E}, \mathcal{G}, \mathcal{R}^r)$  is safe with respect to  $\mathcal{S}$ ;
- **Problem II:** for a given safe set  $\mathcal{S}$  and a target set  $T$ , whether we can find a new  $\text{Init}^r$  and  $\mathcal{R}^r$  such that for any  $(q, \mathbf{x}) \in \text{Init}^r$  any trace starting with  $(q, \mathbf{x})$  must reach a state in  $T$ , and the corresponding refined HA is safe with respect to  $\mathcal{S}$  before reaching into  $T$ .

Note that the two problems in Definition 2 may be solved by synthesizing feedback controllers [44,44,2,41,18] or switching logic controllers [51,42,43] in some cases, but may not at all as indicated in Example 1.

## 2.3 Transverse set and reach-avoid set

To address the above two problems, we introduce the notions of transverse set and reach-avoid set, and study how to compute them, respectively based on [30] and [49].

**Definition 3 (Transverse Set [30]).** *Given a vector field  $f$  and a semi-algebraic set  $S$ , the transverse set  $\text{trans}_{f \uparrow S}^*$  of  $f$  over  $S$  is defined by*

$$\text{trans}_{f \uparrow S}^* = \{\mathbf{x} \in \partial S \mid \forall \epsilon > 0 \exists t \in [0, \epsilon). \phi(\mathbf{x}, t) \notin S\} \quad (1)$$

Intuitively,  $\mathbf{x} \in \text{trans}_{f \uparrow S}^*$  means that the trajectory  $\phi(\mathbf{x}, \cdot)$  exits  $S$  instantaneously.

As discussed in [30],  $\text{trans}_{f \uparrow A}^*$  can be specified in terms of Lie derivatives of the functions that define  $S$  along  $f$ . For simplicity, we assume  $S \hat{=} \{\mathbf{x} \mid g(\mathbf{x}) \leq 0\}$  and  $\partial S = \{\mathbf{x} \mid g(\mathbf{x}) = 0\}$ , where  $g(\mathbf{x})$  is polynomial. For treating general semi-algebraic sets, please refer to [30]. For integers  $k \geq 0$ , the  $k$ -th order Lie derivative  $L_f^k g(\mathbf{x})$  of  $g(\mathbf{x})$  along the vector field  $f$  is recursively defined by

$$L_f^0 g(\mathbf{x}) = g(\mathbf{x}), \quad \dots, \quad L_f^{k+1} g(\mathbf{x}) = \left\langle f, \frac{\partial L_f^k g(\mathbf{x})}{\partial \mathbf{x}} \right\rangle \quad (2)$$

where  $\langle \cdot, \cdot \rangle$  is the inner product of two vectors. Let  $\gamma_{g, f}(\mathbf{x}) = \min\{k \in \mathbb{N} \mid L_f^k g(\mathbf{x}) \neq 0\}$ , if such  $k$  exists, otherwise  $\gamma_{g, f}(\mathbf{x}) = \infty$ . Let  $\text{Trans}_{f \uparrow g} \hat{=} \{\mathbf{x} \mid \gamma_{g, f}(\mathbf{x}) < \infty \wedge L_f^{\gamma_{g, f}(\mathbf{x})} g(\mathbf{x}) > 0\}$ . It was proved in [30] that  $\text{Trans}_{f \uparrow g}$  is still a semi-algebraic set for polynomials  $f$  and  $g$ . Therefore, we have the following result:

**Theorem 1.** *For polynomials  $f$  and  $g$ ,  $\text{trans}_{f \uparrow S}^* = \text{Trans}_{f \uparrow g} \cap \{\mathbf{x} \mid g(\mathbf{x}) = 0\}$  is computable.*

In order to reduce reset controller synthesis problems to reach-avoid problems, we generalize the notion of reach-avoid set<sup>1</sup> in [49] to the following one.

**Definition 4 (Reach-Avoid Set).** *Given a vector field  $f$ , a bounded safe set  $S$  with nonempty interior and a target set  $\text{TR}$ , the reach-avoid set  $\text{RA}^*(\mathcal{X}_0 \xrightarrow[S]{f} \text{TR})$  is defined as*

$$\begin{aligned} \text{RA}^*(\mathcal{X}_0 \xrightarrow[S]{f} \text{TR}) \hat{=} & \{\mathbf{x} \in \mathcal{X}_0 \mid \exists T \geq 0. \forall t \in [0, T]. \phi(\mathbf{x}, t) \in S \\ & \wedge \forall \epsilon > 0. \exists t \in [T, T + \epsilon]. \phi(\mathbf{x}, t) \in \text{TR}\}. \end{aligned} \quad (3)$$

Intuitively, the set  $\text{RA}^*(\mathcal{X}_0 \xrightarrow[S]{f} \text{TR})$  consists of all states in  $\mathcal{X}_0$  whose trajectories following  $f$  eventually enter the target set  $\text{TR}$  at or after some instant  $T \geq 0$  while staying inside the safe set  $S$  before  $T$ .

Computing  $\text{RA}^*(\mathcal{X}_0 \xrightarrow[S]{f} \text{TR})$  is not easy in general, however, we show that  $\text{RA}^*(\mathcal{X}_0 \xrightarrow[S]{f} \text{TR})$  can be approximated by  $\text{RA}(S, f, \text{TR})$  in [49]. We sketch the idea as follows. For  $\epsilon > 0$ , we use the  $\epsilon$ -neighbourhood of  $\text{TR}$  to define a subset of  $S$  as

$$\mathcal{N}_\epsilon(\text{TR}) \hat{=} \{\mathbf{x} \mid \exists \mathbf{x}' \in \text{TR}. \|\mathbf{x} - \mathbf{x}'\| < \epsilon\}, \quad \text{TR}_\epsilon(S) \hat{=} \mathcal{N}_\epsilon(\text{TR}) \cap S \quad (4)$$

**Lemma 1.** *Suppose  $S$  and  $\text{TR}$  are semi-algebraic sets with  $S \cap \text{TR} = \emptyset$ , then  $\text{RA}^*(\mathcal{X}_0 \xrightarrow[S]{f} \text{TR}) \subseteq \bigcap_{\epsilon > 0} \text{RA}(S, f, \text{TR}_\epsilon(S))$ .*

<sup>1</sup> In [49], for given  $f$ , initial set  $\mathcal{X}_0$ , safe region  $S$  and target set  $\text{TR} \subset S$  with nonempty interior, a reach-avoid set  $\text{RA}(S, f, \text{TR})$  is defined as

$$\text{RA}(S, f, \text{TR}) = \{\mathbf{x} \in \mathcal{X}_0 \mid \exists T. (\phi(\mathbf{x}, T) \in \text{TR} \wedge \forall t \in [0, T]. \phi(\mathbf{x}, t) \in S)\}$$

In general, the inverse of Lemma 1 is not true, as it is likely that some trajectories starting from an initial state can arbitrarily approach the target set and keep safe, but never reach into the target set. Given a safe set  $S$ , a trajectory  $\phi(\mathbf{x}, \cdot)$  of a vector field  $f$  is called *infinitely safe*, or  $\infty$ -safe, w.r.t.  $S$ , if  $\phi(\mathbf{x}, t) \in S$  for all  $t \geq 0$ . In what follows,  $\infty\text{-Safe}(f, \mathcal{X}_0, S) \triangleq \{\mathbf{x} \in \mathcal{X}_0 \mid \forall t \geq 0. \phi(\mathbf{x}, t) \in S\}$  denotes the set of initial states which trajectories are  $\infty$ -safe w.r.t.  $S$ .

The following theorem gives a way to approximate  $\text{RA}^*(S \xrightarrow{S} \text{trans}_{f \uparrow S}^*)$ .

**Theorem 2.**

$$\text{RA}^*(S \xrightarrow{S} \text{trans}_{f \uparrow S}^*) = \bigcap_{\epsilon > 0} \text{RA}(S, f, (\text{trans}_{f \uparrow S}^*)_\epsilon(S)) \setminus \infty\text{-Safe}(f, S, S). \quad (5)$$

## 2.4 Synthesizing differential invariants by computing reach-avoid sets

**Definition 5 (Differential Invariant [50]).** A set  $C$  is a differential invariant of vector field  $f$  w.r.t. a set  $S$  if for all  $\mathbf{x} \in C$  and  $T \geq 0$

$$(\forall t \in [0, T]. \phi(\mathbf{x}, t) \in S) \implies (\forall t \in [0, T]. \phi(\mathbf{x}, t) \in C).$$

Intuitively, if  $C \subseteq S$  is a DI of  $f$  w.r.t. domain  $S$ , then the trajectory  $\phi(\mathbf{x}, \cdot)$  from any  $\mathbf{x} \in C$  must stay in  $C$  before leaving the domain.

Fortunately, Theorem 2 gives an effective approximation to differential invariant (DI) of a vector field w.r.t. a given set. Namely,

**Theorem 3.** For a semi-algebraic set  $S$ ,  $C \triangleq S \setminus \text{RA}^*(S \xrightarrow{S} \text{trans}_{f \uparrow S}^*)$  is a DI of  $f$  w.r.t.  $S$ , if  $f$  is polynomial.

Now, we can use Theorem 3 to compute DIs of a given HA as follows. Given a  $q \in \mathcal{Q}$ , for simplicity, let  $\text{SD}_q = \text{Dom}_q \cap \mathcal{S}_q$  be the safe domain,

$$\text{RM}_q^* \triangleq \text{RA}^*(\text{SD}_q \xrightarrow{\text{SD}_q} \text{trans}_{f_q \uparrow \text{SD}_q}^*) \quad (6)$$

denote the set of states from which the trajectories will leave  $\text{SD}_q$  eventually, and let

$$\text{Dom}_q^* \triangleq \text{SD}_q \setminus \text{RM}_q^* \quad \text{and} \quad \text{Init}_q^* \triangleq \text{Dom}_q^* \cap \text{Init}_q \quad (7)$$

By Theorem 3, it immediately follows

**Corollary 1.** For semi-algebraic sets  $\text{Dom}_q$  and  $\mathcal{S}_q$ ,  $\text{Dom}_q^*$  is a DI of  $f_q$  w.r.t.  $\text{SD}_q$ .

## 3 Reset Controller Synthesis

In this section, we try to solve **Problem I&II**.



---

**Algorithm 1** Reset Control Synthesis Only with Safety

---

**Input:**  $\mathcal{H} = (\mathcal{Q}, \mathcal{X}, \mathbf{f}, \text{Init}, \text{Dom}, \mathcal{E}, \mathcal{G}, \mathcal{R})$  and safe set  $\mathcal{S}$   
**Output:**  $\mathcal{H}^r = (\mathcal{Q}, \mathcal{X}, \mathbf{f}, \text{Init}^r, \text{Dom}, \mathcal{E}, \mathcal{G}, \mathcal{R}^r)$  satisfying  $\mathcal{S}$

- 1: **for** each  $q \in \mathcal{Q}$  **do**
- 2:    $\text{SD}_q \leftarrow \mathcal{S}_q \cap \text{Dom}_q$ ;
- 3:    $\text{Dom}_q^r \leftarrow \text{Dom}_q^*$  computed by (7);
- 4:   **for** each  $p \in \text{Post}(q)$  **do**
- 5:      $\text{Dom}_q^r \leftarrow \text{Dom}_q^r \cup \text{RA}^*(\text{SD}_q \xrightarrow[\mathbf{f}_q]{\text{SD}_q} \text{Dom}_q^c \cap \mathcal{G}_e)$ ;
- 6:   **end for**
- 7:   **for** each  $p \in \text{Pre}(q)$  **do**
- 8:     define  $\mathcal{R}^r(e = (p, q), x) \subset \text{Dom}_q^r$ ;
- 9:   **end for**
- 10:    $\text{Init}_q^r \leftarrow \text{Init}_q \cap \text{Dom}_q^r$ ;
- 11: **end for**
- 12: **return**  $\mathcal{H}^r = (\mathcal{Q}, \mathcal{X}, \mathbf{f}, \text{Init}^r, \text{Dom}, \mathcal{E}, \mathcal{G}, \mathcal{R}^r)$ ;

---

### 3.1 Reset Controller Synthesis Only with Safety

To address **Problem I**, we need to guarantee that in any mode of the refined HS with a synthesized reset controller, any trajectory from its initial set or any reset set associated with a discrete jump to the mode, either stays inside a safe invariant set of the mode, or safely evolves and then jumps to a safe state in another mode if the guard of the jump between them is enabled.

So, our solution is implemented by Algorithm 1, in which we use  $\text{Pre}(q)$  to denote the set of modes that can reach  $q$  via one jump and  $\text{Post}(q)$  the set of modes reachable from  $q$  via one jump. For each mode  $q$ , we compute a safe invariant set by removing all states in  $q$  from which the trajectory eventually exits the safe domain  $\text{SD}_q$  (line 3 of Algorithm 1); for each jump  $e = (q, p)$  outgoing from  $q$ , we compute the reach-avoid set with the target set  $\text{Dom}_q^c \cap \mathcal{G}_e$  and the safety  $\text{SD}_q$ , see line 4-6 in Algorithm 1. The set computed by the above two steps is denoted as  $\text{Dom}_q^r$ . Then, we synthesize a reset map  $\mathcal{R}^r$  of each jump  $e = (p, q)$  pointing to  $q$  as a subset of  $\text{Dom}_q^r$  (line 7-9 in Alrorithm 1) and the refined initial set of mode  $q$  as the conjunction of the original initial set  $\text{Init}_q$  and  $\text{Dom}_q^r$  (line 10 of Algorithm 1).

The correctness of Algorithm 1 is guaranteed by the following theorem.

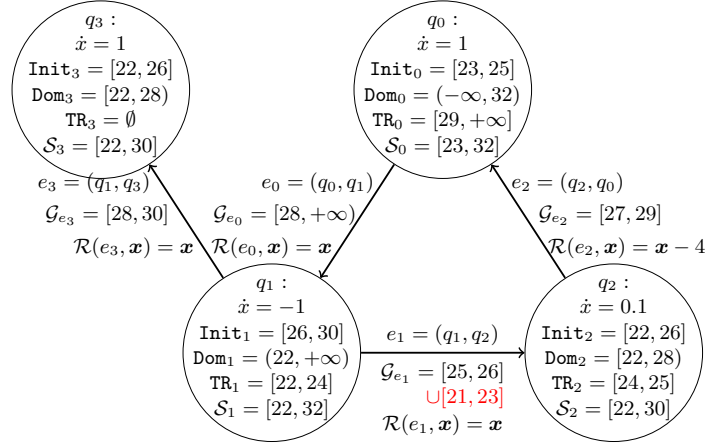
**Theorem 4 (Correctness).** *Problem I is solvable if and only if  $\text{Init}^r$  obtained from Algorithm 1 is not empty.*

**Soundness** *If  $\text{Init}^r$  obtained from Algorithm 1 is not empty, the resulting  $\mathcal{H}^r$  solves Problem I.*

**Completeness** *If Problem I can be solved by some reset controller,  $\text{Init}^r$  obtained from Algorithm 1 is not empty.*

### 3.2 Reset Controller Synthesis with Safety Together with Liveness

To address **Problem II**, a natural and simple solution is to compute the reach-avoid set  $\text{RA}^*(\text{SD}_q \xrightarrow[\mathbf{f}_q]{\text{SD}_q} \text{TR}_q)$ , and the reach-avoid sets  $\text{RA}^*(\text{SD}_q \xrightarrow[\mathbf{f}_q]{\text{SD}_q} \mathcal{G}_e \cap \text{Dom}_q^c)$ , for each



**Fig. 2.** An HA with safety and liveness: for simplicity,  $\text{Init}_{q_0}$  is shorten as  $\text{Init}_0$ , similarly to others.

mode  $q \in Q$  and the corresponding jumps for each edge  $e = (q, q') \in \mathcal{E}$ , then define a reset controller by setting the initial set to be the intersection of the original initial set and the union of the above reach-avoid sets, and mapping any state in the current mode satisfying the guard of a discrete jump to a subset of the union of the reach-avoid sets computed as above for the post-mode of the jump. But unfortunately, it does not work in general considering the following three cases.

- Firstly, there may be a path from  $q_1$  to  $q_2, \dots$ , to  $q_n$ , with  $\text{TR}_{q_n} = \emptyset$ , and without any outgoing edge from  $q_n$ , see any trajectory from  $q_0$  to  $q_1$  to  $q_3$  in Example 2. Thus, we have to redefine the initial set of  $q_n$  to be empty, and block the discrete jump from  $q_{n-1}$  to  $q_n$ , and so on.
- Secondly, there may be a loop among modes, say,  $q_1, q_2, \dots, q_n, q_1$ . Thus, even in each mode  $q_i$  (at least some of them), any trajectory from the initial set in the mode can eventually arrive in the target and keeps safe before hitting the target set, but it is also possible that the trajectory keeps evolving along the loop safely forever, see from  $q_0, q_1, q_2, q_0$  in Example 2.
- To avoid the above case, we may require reset controller to map a state in  $\mathcal{G}_{e_i}$  (let  $e_i = (q_i, q_{i+1})$ ) to the reach-avoid set  $\text{RA}^*(\text{SD}_{q_{i+1}} \xrightarrow{f_{q_{i+1}}} \text{TR}_{q_{i+1}})$  suppose  $(q_i, q_{i+1}, \dots, q_i)$  appears in the trajectory. But possibly the reach-avoid set overlaps (even coincides) with the union of the reach-avoid sets computed from the guards of the edges outgoing from the current mode, thus there is no such reset controller that can enforce a trajectory to reach the target in this mode, see  $q_2$  and  $q_1$  in the loop  $q_1, q_2, q_0, q_1$  in Example 2.

The first two cases can be handled similarly. Considering the second case, the basic idea of our solution is to define proper reset maps to “break down” such kind of loops. In details, suppose  $(q_0, q_1, \dots, q_k, q_0)$  is a loop, then we start from  $q_{i-1}$  for some  $0 <$

$i \leq k$  and let

$$\text{ST}_{q_i} \widehat{=} \text{RA}^*(\text{SD}_{q_i} \xrightarrow[\mathbf{f}_{q_i}]{\text{SD}_{q_i} \setminus \bigcup_{e'=(q',q_i) \in \mathcal{E}} \mathcal{G}_{e'}}} \text{TR}_{q_i}). \quad (8)$$

If  $\text{ST}_{q_i} \neq \emptyset$ , that means any trajectory from  $\text{ST}_{q_i}$  cannot satisfy the guard of any discrete jump out of  $q_i$  and such trajectories do exist, then we set  $\mathcal{R}^r(e, \mathbf{x}) \subseteq \text{ST}_{q_i}$ . Thus, any trajectory starting from  $q_i$  after the jump  $(q_{i-1}, q_i)$  can only reach to the target set in  $q_i$ , i.e.,  $\text{TR}_{q_i}$ , therefore the loop is blocked. Otherwise, we go to  $q_{i+1}$  and repeat the above procedure until back to  $q_i$  again. If back to  $q_i$ , that implies that no reset maps can block the loop. Therefore, we have to remove the whole loop by setting the initial set in each mode to be empty and blocking any discrete jumps to the loop.

Let's consider the following example.

*Example 2.* Suppose an HA consisting of  $\mathcal{Q} = \{q_0, q_1, q_2, q_3\}$ ,  $\mathcal{E} = \{e_0, e_1, e_2, e_3\}$ ,  $\mathcal{X} = \mathbb{R}$ , its vector fields, initial sets, domains, guard conditions, reset maps, target sets, and safe regions given as in Fig. 2, in which  $(\mathcal{Q}, \mathcal{E})$  forms a directed graph. According to the approach given above, we have  $\text{RA}^*(\text{SD}_{q_0} \xrightarrow[\mathbf{f}_{q_0}]{\text{SD}_{q_0}} \text{TR}_{q_0}) = [23, 32]$ ,  $\text{RA}^*(\text{SD}_{q_1} \xrightarrow[\mathbf{f}_{q_1}]{\text{SD}_{q_1}} \text{TR}_{q_1}) = (22, 32]$ ,  $\text{RA}^*(\text{SD}_{q_2} \xrightarrow[\mathbf{f}_{q_2}]{\text{SD}_{q_2}} \text{TR}_{q_2}) = [22, 25]$ , and  $\text{RA}^*(\text{SD}_{q_3} \xrightarrow[\mathbf{f}_{q_3}]{\text{SD}_{q_3}} \text{TR}_{q_3}) = \emptyset$ . Also, we have  $\text{RA}^*(\text{SD}_{q_0} \xrightarrow[\mathbf{f}_{q_0}]{\text{SD}_{q_0}} \mathcal{G}_{e_0} \cap \text{Dom}_{q_0}^c) = [23, 32]$ ,  $\text{RA}^*(\text{SD}_{q_1} \xrightarrow[\mathbf{f}_{q_1}]{\text{SD}_{q_1}} \mathcal{G}_{e_1} \cap \text{Dom}_{q_1}^c) = [25, 32]$ ,  $\text{RA}^*(\text{SD}_{q_2} \xrightarrow[\mathbf{f}_{q_2}]{\text{SD}_{q_2}} \mathcal{G}_{e_2} \cap \text{Dom}_{q_2}^c) = [22, 28]$ , and  $\text{RA}^*(\text{SD}_{q_1} \xrightarrow[\mathbf{f}_{q_1}]{\text{SD}_{q_1}} \mathcal{G}_{e_3} \cap \text{Dom}_{q_1}^c) = [28, 32]$ .

Clearly, any trajectory starting from  $q_3$  cannot reach the target set. Therefore, we have to set the initial set of  $q_3$  to be empty. Meanwhile, we also need to block any jump from  $q_1$  to  $q_3$ . To the end, we need to reset the initial set of  $q_1$  to be  $[26, 28)$  and redefine the reset map for  $e_0$  such that any state in  $q_0$  is reset a value less than 28.

Moreover, for any trajectory starting from  $\text{Init}_i$ ,  $i = 0, 1, 2$ , it may reach to the target in every mode, and also may never reach to it if appropriate jump points are selected, for example, the trace  $(q_0, [0, 4), [24, 28))$ ,  $(q_1, [4, 6), [28, 26))$ ,  $(q_2, [6, 8), [26, 28))$ ,  $(q_0, [8, 10), [24, 28))$ ,  $(q_1, [10, 12), [28, 26))$ ,  $(q_2, [12, 14), [26, 28))$ ,  $\dots$ .

Even worse, we cannot find reset maps for  $e_2$  and  $e_1$  so that any loops like above can be blocked at  $q_0$  and  $q_2$  to guarantee that the target set is reachable, because

$$\text{RA}^*(\text{SD}_{q_0} \xrightarrow[\mathbf{f}_{q_0}]{\text{SD}_{q_0}} \text{TR}_{q_0}) \setminus \text{RA}^*(\text{SD}_{q_0} \xrightarrow[\mathbf{f}_{q_0}]{\text{SD}_{q_0}} \mathcal{G}_{e_0} \cap \text{Dom}_{q_0}^c) = \emptyset, \quad (9)$$

$$\text{RA}^*(\text{SD}_{q_2} \xrightarrow[\mathbf{f}_{q_2}]{\text{SD}_{q_2}} \text{TR}_{q_2}) \setminus \text{RA}^*(\text{SD}_{q_2} \xrightarrow[\mathbf{f}_{q_2}]{\text{SD}_{q_2}} \mathcal{G}_{e_2} \cap \text{Dom}_{q_2}^c) = \emptyset. \quad (10)$$

However, these loops can be blocked in  $q_1$  by redefining a reset map  $\mathcal{R}^r(e_0, \mathbf{x})$  to a subset of  $(22, 23)$  as

$$\text{RA}^*(\text{SD}_{q_1} \xrightarrow[\mathbf{f}_{q_1}]{\text{SD}_{q_1}} \text{TR}_{q_1}) \setminus \text{RA}^*(\text{SD}_{q_1} \xrightarrow[\mathbf{f}_{q_1}]{\text{SD}_{q_1}} \mathcal{G}_{e_1} \cap \text{Dom}_{q_1}^c) = [22, 25). \quad (11)$$

What's more, if we revise the guard of  $e_1$  by cojoining  $[21, 23]$  (see the red part of  $\mathcal{G}_{e_1}$  in Fig. 2), then the left side of (11) will become empty, thus no reset maps exist that can guarantee safety together liveness any more in this example.

---

**Algorithm 2** Reset Control Synthesis With Safety Together with Liveness

---

**Input:**  $\mathcal{H} = (\mathcal{Q}, \mathcal{X}, \mathbf{f}, \text{Init}, \text{Dom}, \mathcal{E}, \mathcal{G}, \mathcal{R})$ , safe set  $\mathcal{S}$  and target set TR

**Output:**  $\mathcal{H}^r = (\mathcal{Q}, \mathcal{X}, \mathbf{f}, \text{Init}^r, \text{Dom}, \mathcal{E}, \mathcal{G}, \mathcal{R}^r)$  that can guarantee that all trajectories can reach to TR and satisfy  $\mathcal{S}$  before reaching TR, or "No Such Reset Controllers Exist"

```
1: for each  $q \in \mathcal{Q}$  do
2:    $\text{SD}_q \leftarrow \mathcal{S}_q \cap \text{Dom}_q$ ;
3:    $\text{Dom}_q^r \leftarrow \text{RA}^*(\text{SD}_q \xrightarrow[\mathbf{f}_q]{\text{SD}_q} \text{TR}_q)$ ;
4:   for each  $p \in \text{Post}(q)$  do  $\text{Dom}_q^r \leftarrow \text{Dom}_q^r \cup \text{RA}^*(\text{SD}_q \xrightarrow[\mathbf{f}_q]{\text{SD}_q} \text{Dom}_q^c \cap \mathcal{G}_{e=(q,p)})$  end for;
5:    $\text{Init}_q^r \leftarrow \text{Init}_q \cap \text{Dom}_q^r$ ,  $\text{ST}_q \leftarrow \text{ST}_q$  computed by (8);
6: end for
7: for each  $q$  with  $\text{Init}_q^r \neq \emptyset$  do Refining_Dom( $q$ ) end for ;
8: for each  $q \in \mathcal{Q}$  do  $\text{Init}_q^r \leftarrow \text{Init}_q^r \cap \text{Dom}_q^r$  end for;
9: for each  $e = (p, q) \in \mathcal{E}$  do
10:   $\mathcal{R}^r(e, x) \subseteq \text{Dom}_q^r$  if  $\mathcal{R}^r(e, x)$  has not been refined in Algorithm 3;
11: end for
12: if  $\text{Init}^r = \cup_{q \in \mathcal{Q}} \text{Init}_q^r \neq \emptyset$  then
13:  return  $\mathcal{H}^r = (\mathcal{Q}, \mathcal{X}, \mathbf{f}, \text{Init}^r, \text{Dom}, \mathcal{E}, \mathcal{G}, \mathcal{R}^r)$ ;
14: else
15:  return "No Such Reset Controller Exist";
16: end if
```

---

**Algorithm 3** *Refining\_Dom*( $q$ )

---

```
1:  $MS \leftarrow \emptyset$ ; //MS is a stack to store modes to be visited
   // Path is an array with length  $|\mathcal{Q}| + 1$ , stores the path under consideration
2:  $\text{Tag}[-1] \leftarrow \text{true}$ ; for  $j = 0$  to  $|\mathcal{Q}|$  do  $\text{Tag}[j] \leftarrow \text{false}$  end for;
   //Tag[j] indicates whether the mode  $\text{Path}[j]$  in the considered path has an unexplored child
   stored in MS
3: push( $q, MS$ );  $j \leftarrow 0$ ;
4: while  $MS \neq \emptyset$  do
5:    $q \leftarrow \text{pop}(MS)$ ;  $\text{Path}[j] \leftarrow q$ ;
6:   if  $\text{Post}(q) = \emptyset$  then
7:      $i \leftarrow j$ ;  $j \leftarrow \sup_{k < j} \{k \mid \text{Tag}[k]\} + 1$ ;
8:     while  $i \geq j \wedge i > 0$  do
9:       if  $\text{ST}_{\text{Path}[i]} \neq \emptyset$  then
10:         $\mathcal{R}^r(e = (\text{Path}[i-1], \text{Path}[i]), x) \subseteq \text{ST}_{\text{Path}[i]}$ ;
11:        Break;
12:       else
13:         $\text{Dom}_{\text{Path}[i-1]}^r \leftarrow \text{Dom}_{\text{Path}[i-1]}^r \setminus \text{RA}^*(\text{SD}_{\text{Path}[i-1]} \xrightarrow[\mathbf{f}_{\text{Path}[i-1]}]{\text{SD}_{\text{Path}[i]}} \mathcal{G}_{e=(\text{Path}[i-1], \text{Path}[i])})$ ;
14:         $i \leftarrow i - 1$ ;
15:       end if
16:     end while
17:   else
18:     if  $q = \text{Path}[i]$  for some  $0 \leq i \leq j$  then
19:        $l \leftarrow j$ ;  $j \leftarrow \sup_{k < j} \{k \mid \text{Tag}[k] = \text{true}\} + 1$ ;
20:       while  $k \geq j \wedge l > i$  do
21:        if  $\text{ST}_{\text{Path}[k]} \neq \emptyset$  then
```

```

22:           $\mathcal{R}^r((Path[l-1], Path[l]), x) \subseteq ST_{Path[l]}$ ;
23:          Break;
24:        else
25:           $Dom_{Path[l-1]}^r \leftarrow Dom_{Path[l-1]}^r \setminus RA^*(SD_{Path[l-1]} \xrightarrow[f_{Path[l-1]}]{SD_{Path[l]}} \mathcal{G}_{e=(Path[l-1], Path[l])})$ ;
26:           $l \leftarrow l - 1$ ;
27:        end if
28:      end while
29:    else
30:      for each  $p \in Post(q)$  do push( $p, MS$ ) end for;
31:      if  $|Post(q)| > 1$  then Tag[ $j$ ]  $\leftarrow true$  end if;
32:       $j \leftarrow j + 1$ ;
33:    end if
34:  end if
35: end while

```

---

We implement the above idea in Algorithm 2. In line 1-6 of Algorithm 2, we compute  $Init^r$  in a similar way as in Algorithm 1. The only differences lies in that at line 3 we initialize  $Dom_q^r$  with the reach-avoid set of the target set  $TR_q$  w.r.t.  $SD_q$  rather than the maximal DI contained in  $SD_q$  computed by (7). Additionally, at line 5, we compute the part of the reach-avoid set of  $TR_q$  that is disjoint with the guard of any discrete jump out of  $q$ , which will be used in the procedure *Refining\_Dom*. At Line 7, for each mode  $q$  with  $Init_q^r \neq \emptyset$ , *Refining\_Dom* is invoked to check whether any path starting from  $q$  with length (here meaning the number of discrete modes occurring in it) no more than  $|Q| + 1$  is one of the three aforementioned cases in a depth first manner by re-calculating the corresponding domain constraints on the path, which is used to re-define the initial set of each mode (line 8), and the reset map for each discrete jump (line 9-11). Based on which, either a reset controller solving the problem is synthesized (line 12-13), or “no such reset controller exist” is reported (line 14-15).

Algorithm 3 applies depth-first searching all possible paths from  $q$  with at most  $|Q| + 1$  modes. To the end, the stack  $MS$  is used to store modes to be visited;  $Path$ , an array of length  $|Q| + 1$ , to store the current path under consideration;  $Tag$ , an array of length  $|Q| + 2$ , to indicate whether the  $i$ -th mode in  $Path$  has a child that is not explored and deposited in  $MS$ . For easing treating, we always let  $Tag[-1] = true$ . Line 1-3 do the standard initialization. At line 5, we pop an unexplored mode from  $MS$ , and deposit it in  $Path[j]$ , as there is a discrete jump  $e = (Path[j-1], Path[j])$  if  $j > 0$ . Then, we test whether  $q$  has outgoing discrete jump(s) (line 7). If no, we should go back to the nearest mode (computed at line 7) from  $q$  which still has outgoing discrete jump(s) unexplored (line 8-16). Meanwhile, in each backtracking step, we need to distinguish two cases depending on whether  $ST_{Path[i]} = \emptyset$ . If  $ST_{Path[i]} \neq \emptyset$ , which means that any trajectory from  $ST_{Path[i]}$  can safely reach to the target set in this mode, then we just need to set the reset map for  $e = (Path[i-1], Path[i])$  to be a subset of  $ST_{Path[i]}$ , exit the loop and go back to the nearest mode from the end of the path with unexplored jump(s) stored in  $MS$  (line 9-11); otherwise, we have to strengthen the domain of  $Path[i-1]$  that can block the jump from  $Path[i-1]$  to  $Path[i]$  (line 12-14). If  $q$  has occurred in the path, i.e., there is a loop from  $q$  to  $q$  in the path, the treatment is quite similar to the above case (line 18-28); otherwise, we just push each  $p$  in  $Post(q)$  into  $MS$  (line 30), then tag

that the current mode has unexplored discrete jump(s) if  $|\text{Post}(q)| > 1$  (line 31), and increase  $j$  by 1.

As the termination of Algorithm 3 is obvious, so

**Proposition 1.** *Algorithm 2 always terminates at finitely many steps.*

Note that if the  $\text{Dom}_q^r$  defined by line 8 of Algorithm 2 is empty then  $\text{Init}_q^r$  must be empty. So, we could regard that the initial states of  $q$  satisfying the target reachability is vacuously true. Without loss of generality, for each  $q \in \mathcal{Q}$  we assume  $\text{Dom}_q^r$  is *nonempty* in the following discussion.

**Theorem 5 (Correctness).** *Problem II is solvable if and only if  $\text{Init}^r$  obtain from Algorithm 2 is not empty.*

**Soundness** *Our approach is sound, that is, any reset controller synthesized by the above approach does solve Problem II;*

**Completeness** *Our approach is also complete, that is, if Problem II can be solved by some reset controller, the above approach does synthesize such one.*

## 4 An SDP Approach to Computing Reach-Avoid Sets

The concept of reach-avoid set  $\text{RA}^*(\mathcal{X}_0 \xrightarrow[\mathbf{f}]{\mathcal{S}} \text{TR})$  plays a crucial role in Algorithms 1&2&3. In order to find an inner-approximate  $\text{RA}^*(\mathcal{X}_0 \xrightarrow[\mathbf{f}]{\mathcal{S}} \text{TR})$ , our solution is to compute a conservative inner-approximation to  $\text{RA}^*(\mathcal{S} \xrightarrow[\mathbf{f}]{\mathcal{S}} \text{TR})$  first, then show the intersection of the inner-approximation and the initial set provides a tighter inner-approximation of  $\text{RA}^*(\mathcal{X}_0 \xrightarrow[\mathbf{f}]{\mathcal{S}} \text{TR})$ . To the end, we inner-approximate the reach-avoid set in the first step by extending Corollary 3 in [49] to polynomial hybrid systems as follows.

**Theorem 6.** *Given a polynomial vector field  $\mathbf{f}(\mathbf{x})$ , and semi-algebraic sets  $\mathcal{X}_0$ ,  $\mathcal{S}$  which is bounded, and  $\text{TR}$  which is open and represented by  $\{\mathbf{x} \mid \bigwedge_{k=1}^K \gamma_k(\mathbf{x}) < 0\}$ , if there exist polynomials  $\theta(\mathbf{x}) \in \mathbb{R}[\mathbf{x}]$  and  $\psi(\mathbf{x}) \in \mathbb{R}[\mathbf{x}]$  such that*

$$-\left\langle \frac{\partial \theta(\mathbf{x})}{\partial \mathbf{x}}, \mathbf{f}(\mathbf{x}) \right\rangle \geq 0, \forall \mathbf{x} \in \mathcal{S} \setminus \text{TR} \quad (12)$$

$$\theta(\mathbf{x}) \geq \max_{k \in \{1, \dots, K\}} \gamma_k(\mathbf{x}) + \left\langle \frac{\partial \psi(\mathbf{x})}{\partial \mathbf{x}}, \mathbf{f}(\mathbf{x}) \right\rangle, \forall \mathbf{x} \in \mathcal{S} \setminus \text{TR} \quad (13)$$

$$\theta(\mathbf{x}) \geq 0, \forall \mathbf{x} \in \partial \mathcal{S} \quad (14)$$

*hold, then  $\{\mathbf{x} \in \mathcal{S} \mid \theta(\mathbf{x}) < 0\}$  is an inner-approximation of  $\text{RA}^*(\mathcal{S} \xrightarrow[\mathbf{f}]{\mathcal{S}} \text{TR})$ . Furthermore,  $\{\mathbf{x} \in \mathcal{X}_0 \mid \theta(\mathbf{x}) < 0\}$  is a tighter inner-approximation of  $\text{RA}^*(\mathcal{X}_0 \xrightarrow[\mathbf{f}]{\mathcal{S}} \text{TR})$ .*

We compute  $\{\mathbf{x} \in \mathcal{S} \mid \theta(\mathbf{x}) < 0\}$  in Theorem 6 by solving constraints (12)-(14) for a given template  $\theta(\boldsymbol{\alpha}, \mathbf{x})$ , which can be encoded as semi-definite constraints

---

**Algorithm 4** Inner-Approximation of Reach-Avoid Sets
 

---

**Input:** Initial set  $\mathcal{X}_0$ , safety set  $\mathcal{S} = \{\mathbf{x} \mid \wedge_{j=1}^J \zeta_j(\mathbf{x}) < 0\}$ , target set  $\text{TR} = \{\mathbf{x} \mid \wedge_{k=1}^K \gamma_k(\mathbf{x}) < 0\}$ , polynomial templates  $\theta(\boldsymbol{\alpha}, \mathbf{x}) \in \mathbb{R}[\boldsymbol{\alpha}, \mathbf{x}]$ ,  $\psi(\boldsymbol{\beta}, \mathbf{x}) \in \mathbb{R}[\boldsymbol{\beta}, \mathbf{x}]$ ,  $s_{i,j}(\boldsymbol{\alpha}_{i,j}, \mathbf{x}) \in \sum[\boldsymbol{\alpha}_{i,j}, \mathbf{x}]$ ,  $i = 1, 2, 3$ , and  $j = 1, 2, \dots, J$ , and  $h_{i,k}(\boldsymbol{\beta}_{i,k}, \mathbf{x}) \in \sum[\boldsymbol{\beta}_{i,k}, \mathbf{x}]$ ,  $i = 1, 2$  and  $k = 1, 2, \dots, K$ , of appropriate degrees, with coefficient parameters  $\boldsymbol{\alpha}, \boldsymbol{\beta}, \boldsymbol{\alpha}_{i,j}$ , and  $\boldsymbol{\beta}_{i,k}$ . For simplicity, let  $\theta, \psi, s_{i,j}$ , and  $h_{i,k}$  denote these polynomials.

**Output:** An inner-approximation of  $\text{RA}^*(\mathcal{X}_0 \xrightarrow[\mathbf{f}]{\mathcal{S}} \text{TR})$

1: Solve the equation:

$$\begin{aligned} & \min \quad \boldsymbol{\alpha} \cdot \mathbf{w} \\ & \text{s.t.} \quad \begin{cases} \bigwedge_{k=1}^K -\langle \frac{\partial \theta}{\partial \mathbf{x}}, \mathbf{f}(\mathbf{x}) \rangle + \sum_{j=1}^J s_{1,j} \zeta_j(\mathbf{x}) - h_{1,k} \gamma_k(\mathbf{x}) \in \sum[\mathbf{x}]; \\ \bigwedge_{k=1}^K \theta - \langle \frac{\partial \psi}{\partial \mathbf{x}}, \mathbf{f}(\mathbf{x}) \rangle + \sum_{j=1}^J s_{2,j} \zeta_j(\mathbf{x}) - h_{2,k} \gamma_k(\mathbf{x}) \in \sum[\mathbf{x}]; \\ \theta - \sum_{j=1}^J s_{3,j} \zeta_j(\mathbf{x}) \in \sum[\mathbf{x}] \end{cases} \end{aligned} \quad (15)$$

2: **if** (15) is solved successfully with optimal argument  $\boldsymbol{\alpha}^*, \boldsymbol{\beta}^*, \boldsymbol{\alpha}_{i,j}^*$ , and  $\boldsymbol{\beta}_{i,k}^*$  **then**

3:     **return**  $\{\mathbf{x} \in \mathcal{X}_0 \mid \theta(\boldsymbol{\alpha}^*, \mathbf{x}) < 0\}$ ;

4: **end if**

---

using the sum-of-squares decomposition for multivariate polynomials. As the initial and safe sets in Algorithms 1 and 2 are defined by multiple polynomial constraints, we focus on initial sets of form  $\mathcal{X}_0 = \{\mathbf{x} \mid \wedge_{i=1}^I \eta_i(\mathbf{x}) \geq 0\}$  and safe sets of form  $\mathcal{S} = \{\mathbf{x} \mid \wedge_{j=1}^J \zeta_j(\mathbf{x}) < 0\}$ . We set the objective function to be  $\boldsymbol{\alpha} \cdot \mathbf{w} = \int_{\mathcal{S}} \theta(\boldsymbol{\alpha}, \mathbf{x}) d\mathbf{x}$ , where  $\mathbf{w}$  is the constant vector computed by integrating the monomials in  $\theta(\boldsymbol{\alpha}, \mathbf{x}) \in \mathbb{R}[\boldsymbol{\alpha}, \mathbf{x}]$  over  $\mathcal{S}$ ,  $\boldsymbol{\alpha}$  is the vector composed of unknown coefficients,  $\psi(\boldsymbol{\beta}, \mathbf{x}) \in \mathbb{R}[\boldsymbol{\beta}, \mathbf{x}]$ , and  $s_{i,j}(\boldsymbol{\alpha}_{i,j}, \mathbf{x}) \in \sum[\boldsymbol{\alpha}_{i,j}, \mathbf{x}]$ ,  $i = 1, 2, 3$  and  $j = 1, 2, \dots, J$ , and  $h_{i,k}(\boldsymbol{\beta}_{i,k}, \mathbf{x}) \in \sum[\boldsymbol{\beta}_{i,k}, \mathbf{x}]$ ,  $i = 1, 2$  and  $k = 1, 2, \dots, K$ , where  $\boldsymbol{\beta}, \boldsymbol{\alpha}_{i,j}$ , and  $\boldsymbol{\beta}_{i,k}$  are indeterminate coefficients. If the solution to SDP (15) is feasible, then Algorithm 4 returns an inner-approximation to  $\text{RA}^*(\mathcal{X}_0 \xrightarrow[\mathbf{f}]{\mathcal{S}} \text{TR})$ .

**Theorem 7.** *Let  $\theta(\boldsymbol{\alpha}^*, \mathbf{x})$  be a solution to (15), then Algorithm 4 returns an inner-approximation to  $\text{RA}^*(\mathcal{X}_0 \xrightarrow[\mathbf{f}]{\mathcal{S}} \text{TR})$ .*

How to predefine templates plays a significant role in Algorithm 4. If the semi-definition program (15) is not solved successfully, one ordinary routine is to use polynomial templates with higher degrees in (15). Although computational cost becomes prohibitive as either the dimension of the vector field  $\dot{\mathbf{x}} = \mathbf{f}(\mathbf{x})$  or the polynomial degree of  $\theta(\boldsymbol{\alpha}, \mathbf{x})$  and/or  $\psi(\boldsymbol{\beta}, \mathbf{x})$  increases, at least with the standard approach to the sum-of-squares optimization wherein generic semi-definite programs are solved by second-order symmetric interior-point algorithms. Larger problems may be tackled using specialized non-symmetric interior-point [34] or first-order algorithms [53].

## 5 Case Study

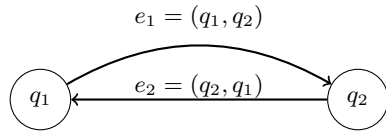
The above algorithms are implemented using the sum-of-squares module in YALMIP [31], which is a toolbox for modeling and optimization in MATLAB, and the semi-definite programming solver MOSEK [39]. We will illustrate the efficiency and effectiveness of our approach by applying the implementation to van der Pol oscillators, aircraft conflict resolution and CWH equations, where CWH equations comes from the practice of space.

All experiments are conducted on a Windows 11 PC with Intel(R) Core(TM) i5 – 8265U CPU @1.6GHz and 8.00 GB RAM. The running time of our case studies is as table 1.

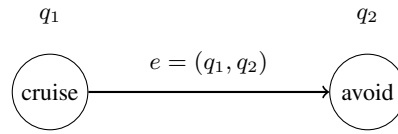
### 5.1 Van der Pol oscillator

Van der Pol oscillator is an oscillator with nonlinear damping governed by the second-order differential equation, which is in widely use in electronic engineering. Consider that two classical van der Pol oscillators are combined by discrete jumps, which can be represented by a HA as in Fig.3. The vector fields for the two modes are

$$q_1 : \begin{cases} \dot{x}_1 = -2x_2, \\ \dot{x}_2 = x_1 + 0.5(x_1^2 - 0.21)x_2 \end{cases} \quad q_2 : \begin{cases} \dot{x}_1 = -2x_2, \\ \dot{x}_2 = 0.8x_1 + 5(x_1^2 - 0.21)x_2 \end{cases}$$



**Fig. 3.** The HA for van der Pol oscillator



**Fig. 4.** The HA for aircraft conflict resolution

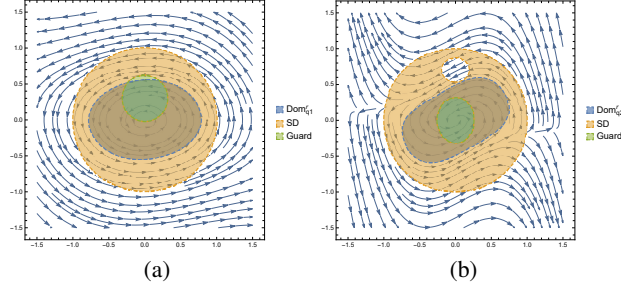
In Fig.3,  $\text{Dom}_{q_1} = \text{Dom}_{q_2} = \text{Init}_{q_1} = \text{Init}_{q_2} = \{(x_1, x_2) \mid x_1^2 + x_2^2 < 1\}$ , and  $\mathcal{G}_{e_1} = \{(x_1, x_2) \mid 10x_1^2 + 10(x_2 - 0.3)^2 < 1\}$  and  $\mathcal{G}_{e_2} = \{(x_1, x_2) \mid 15x_1^2 + 10x_2^2 - 1 < 0\}$ . The system goal is to guarantee the safety  $\mathcal{S}_{q_1} = \{(x_1, x_2) \mid x_1^2 + x_2^2 < 1 \wedge 10x_1^2 + 10(x_2 - 0.3)^2 > 1\}$  and  $\mathcal{S}_{q_2} = \{(x_1, x_2) \mid x_1^2 + x_2^2 < 1 \wedge 15x_1^2 + 10x_2^2 - 1 > 0 \wedge 36x_1^2 + 36(x_2 - 0.7)^2 - 1 > 0\}$ .

A reset controller synthesised satisfying the system goal is illustrated in Fig. 5.

### 5.2 An aircraft conflict resolution

The example of aircraft conflict resolution is taken from [44], which models the kinematic motions of two aircrafts, as showed in Fig.4. It has two modes  $q_1$ , the cruise mode, and  $q_2$ , the avoid mode.  $(x_1, x_2)$  and  $\Phi_r$  stand for the relative position and orientation of the two aircrafts, respectively.  $\Phi_r$  is assumed to be constant.  $v_i$  for  $i = 1, 2$  stand for the velocities of the two aircrafts, with  $-v_1 + v_2 \cos \Phi_r = 0.1$  and  $v_2 \sin \Phi_r = -0.2$ .



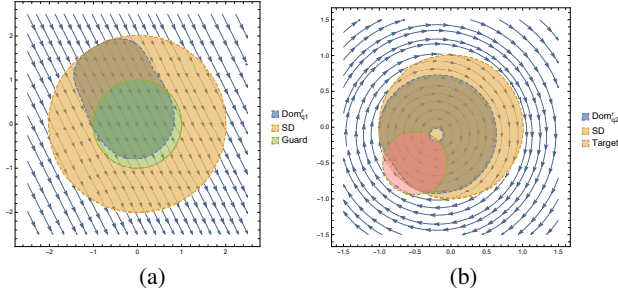


**Fig. 5.** The blue regions in (a) and (b) represent the refined domains  $\text{Dom}_{q_1}^r$  and  $\text{Dom}_{q_2}^r$  respectively, and the green regions represent  $\mathcal{G}_{e_1}$  and  $\mathcal{G}_{e_2}$  respectively. The synthesized reset controller is given by  $\text{Init}_{q_1}^r = \text{Dom}_{q_1}^r$ ,  $\text{Init}_{q_2}^r = \text{Dom}_{q_2}^r$ ,  $\mathcal{R}^r(e_1, x) \subset \text{Dom}_{q_2}^r$  and  $\mathcal{R}^r(e_2, x) \subset \text{Dom}_{q_1}^r$ .

The vector fields in the two modes are

$$q_1 : \begin{cases} \dot{x}_1 = -v_1 + v_2 \cos \Phi_r, \\ \dot{x}_2 = v_2 \sin \Phi_r \end{cases}, \quad q_2 : \begin{cases} \dot{x}_1 = -v_1 + v_2 \cos \Phi_r + x_2, \\ \dot{x}_2 = v_2 \sin \Phi_r - x_1 \end{cases}$$

$\text{Init}_{q_1} = \text{Dom}_{q_1} = \{(x_1, x_2) \mid x_1^2 + x_2^2 < 4\}$ ,  $\text{Init}_{q_2} = \text{Dom}_{q_2} = \{(x_1, x_2) \mid x_1^2 + x_2^2 < 1\}$ , and  $\mathcal{G}_e = \{(x_1, x_2) \mid x_1^2 + x_2^2 < 1\}$ . The system goal is to reach the target set



**Fig. 6.** The pink region in mode  $q_2$  represents the target set. The blue regions of (a) and (b) represent the refined domains  $\text{Dom}_{q_1}^r$ ,  $\text{Dom}_{q_2}^r$ , respectively. The refined initial sets are  $\text{Dom}_{q_1}^r$  and  $\text{Dom}_{q_2}^r$ , and the reset map  $\mathcal{R}^r(e, x) \subset \text{Dom}_{q_2}^r$ .

$\text{Tr} = \{(q_2, x_1, x_2) \mid 5(x_1 + 0.5)^2 + 5(x_2 + 0.5)^2 < 1\}$ , meanwhile keep the safety  $\mathcal{S}_{q_1} = \{(x_1, x_2) \mid x_1^2 + x_2^2 < 4 \wedge x_1^2 + x_2^2 > 1\}$  and  $\mathcal{S}_{q_2} = \{(x_1, x_2) \mid x_1^2 + x_2^2 < 1\}$ .

A synthesized reset controller that satisfies the system goal is presented pictorially in Fig. 6.

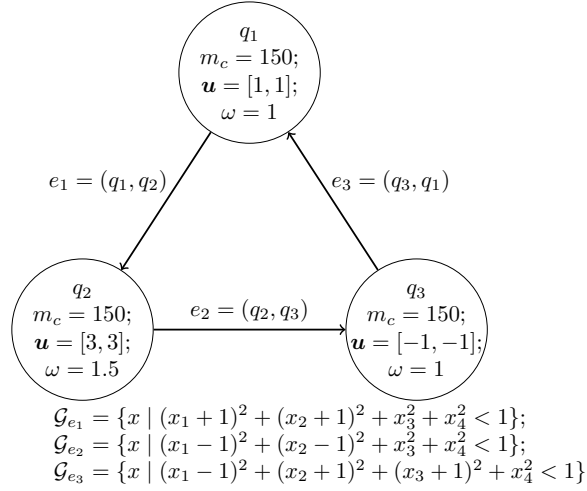
### 5.3 Clohessy-Wiltshire-Hill (CWH) equations

CWH equations describes a simplified model of the relative orbital motion of a chase spacecraft w.r.t. a target one [22] as follows:

$$\dot{\mathbf{x}} = \begin{bmatrix} 0 & 1 & 0 & 0 \\ 3\omega^2 & 0 & 0 & 2\omega \\ 0 & 0 & 0 & 1 \\ 0 & -2\omega & 0 & 0 \end{bmatrix} \mathbf{x} + \begin{bmatrix} 0 & 0 \\ \frac{1}{m_c} & 0 \\ 0 & 0 \\ 0 & \frac{1}{m_c} \end{bmatrix} \mathbf{u}$$

where  $\mathbf{x} = [x_1, x_2, x_3, x_4] \in \mathbb{R}^4$  are state variables,  $\mathbf{u} = [u_1, u_2]$  are inputs,  $\omega$  is the mean motion of the reference orbit, and  $m_c$  is the mass of the chase spacecraft.

The whole system consists of the three modes with different values of  $u$ ,  $\omega$ , and  $m_c$ , which forms a circle as shown in Fig 7. In which, the domain, initial set, and safe set of each mode are all unit hyperspheres. Suppose  $\text{TR} = \{(q_3, x_1, x_2, x_3, x_4) \mid (x_1 + 1)^2 + (x_2 - 1)^2 + x_3^2 + x_4^2 < 1\}$ , the system goal is to guarantee the reachable of the target meanwhile keeping the safety.

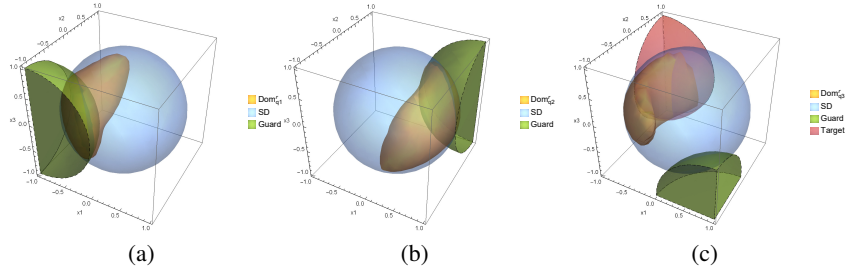


**Fig. 7.** The HA for the CWH equations with three modes

A synthesized reset controller satisfying the system goal is presented pictorially in Fig. 8. To avoid the unreachability caused by the loops consisting of  $q_1, q_2$  and  $q_3$ , the synthesized reset controller blocks them at the edge  $e = (q_3, q_1)$ .

Cases	Time Consuming of each mode		
Van der Pol oscillator	2.602795	1.537758	
Aircraft Conflict Resolution	1.218457	1.397034	
Clohessy-Wiltshire-Hill Equations	72.033725	79.730631	95.515169

**Table 1.** This table shows the time consuming of our three case studies. The running time of 4 for each modes is counted in second and presented with individual columns



**Fig. 8.** An illustration of three modes of the CWH equations with  $x_4 = 0$ . The green regions stands for  $\mathcal{G}_{e_i}$  for  $i = 1, 2, 3$ , and the pink region in (c) represents the target set TR. The orange regions represent the refined domain  $\text{Dom}_{q_i}^r$  computed by our approach, the refined initial set  $\text{Init}_{q_i}^r$  is the same as  $\text{Dom}_{q_i}^r$  for  $i = 1, 2, 3$ , and the synthesized reset maps are  $\mathcal{R}^r(e_1, x) \subset \text{Dom}_{q_2}^r$ ,  $\mathcal{R}^r(e_2, x) \subset \text{Dom}_{q_3}^r$  and  $\mathcal{R}^r(e_3, x) \subset \text{Dom}_{q_1}^r$ .

## 6 Conclusion

In this paper, motivated by practice, we investigated the reset controller synthesis problem for polynomial HSs subject to safety and liveness. We first gave a sound and complete method to synthesizing reset controllers for polynomial HSs only with safety property, which was by reduction to reach-avoid and differential invariant problems that can be solved by semi-definite programming. Then we took liveness property into account. This is much involved in order to guarantee the reachability of the target set but is essentially solved by reduction to reach-avoid problems in each mode and searching all simple loops in the directed graph consisting of the modes and the edges of the considered HS to cope with the unreachability caused by infinite loops among modes. We implemented a prototypical tool and applied it to case studies, including one from the real-world spacecraft scenario, i.e., CWH equations, which indicate the effectiveness and efficiency of our approach.

In the future work, we would like to extend our approach to HSs with delays. In addition, it deserves to investigate correct-by-construction for HSs by taking feedback controller synthesis, switching logic controller synthesis, and reset controller synthesis into account uniformly.

## References

1. A. Abate, I. Bessa, D. Cattaruzza, L. C. Cordeiro, C. David, P. Kesseli, D. Kroening, and E. Polgreen. Automated formal synthesis of digital controllers for state-space physical plants. In *International Conference on Computer Aided Verification (CAV)*, volume 10426 of *LNCS*, pages 462–482, 2017.
2. A. D. Ames, X. Xu, J. W. Grizzle, and P. Tabuada. Control barrier function based quadratic programs for safety critical systems. *IEEE Transactions on Automatic Control*, 62(8):3861–3876, 2016.
3. E. Asarin, O. Bournez, T. Dang, O. Maler, and A. Pnueli. Effective synthesis of switching controllers for linear systems. *Proceedings of the IEEE*, 88(7):1011–1025, 2000.

4. Y. Bai, T. Gan, L. Jiao, B. Xia, B. Xue, and N. Zhan. Switching controller synthesis for delay hybrid systems under perturbations. In *International Conference on Hybrid Systems: Computation and Control (HSCC)*, pages 3:1–3:11, 2021.
5. O. Beker, C. V. Hollot, Q. Chen, and Y. Chait. Stability of a reset control system under constant inputs. In *American Control Conference (ACC)*, volume 5, pages 3044–3045 vol.5, 1999.
6. C. Belta, B. Yordanov, and E. A. Gol. *Formal Methods for Discrete-Time Dynamical Systems*. Springer, 2017.
7. M. Berz and K. Makino. Verified integration of ODEs and flows using differential algebraic methods on high-order Taylor models. *Reliable Computing*, 4(4):361–369, 1998.
8. S. Boyd, L. El Ghaoui, E. Feron, and V. Balakrishnan. *Linear Matrix Inequalities in System and Control Theory*. SIAM, 1994.
9. M. Brentari, S. Urbina, D. Arzelier, C. Louembet, and L. Zaccarian. A hybrid control framework for impulsive control of satellite rendezvous. *Transactions on Control Systems Technology*, 27(4):1537–1551, 2018.
10. X. Chen, E. Ábrahám, and S. Sankaranarayanan. Flow\*: An analyzer for non-linear hybrid systems. In *International Conference on Computer Aided Verification (CAV)*, volume 8044 of *Lecture Notes in Computer Science*, pages 258–263, 2013.
11. A. Chutinan and B. H. Krogh. Computing polyhedral approximations to flow pipes for dynamic systems. In *Proceedings of the 37th IEEE Conference on Decision and Control (CDC)*, 1998.
12. J. Clegg. A nonlinear integrator for servomechanisms. *Transactions of the American Institute of Electrical Engineers, Part II: Applications and Industry*, 77(1):41–42, 1958.
13. S. Coogan and M. Arcak. Guard synthesis for safety of hybrid systems using sum of squares programming. In *2012 IEEE 51st IEEE Conference on Decision and Control (CDC)*, pages 6138–6143. IEEE, 2012.
14. A. Eggers, M. Fränzle, and C. Herde. Sat modulo ode: A direct sat approach to hybrid systems. In *International Symposium on Automated Technology for Verification and Analysis (ATVA)*, pages 171–185. Springer, 2008.
15. T. Gan, M. Chen, Y. Li, B. Xia, and N. Zhan. Reachability analysis for solvable dynamical systems. *IEEE Transactions on Automatic Control*, 63(7):2003–2018, 2017.
16. K. Ghorbal and A. Platzer. Characterizing algebraic invariants by differential radical invariants. pages 279–294, 2014.
17. A. Girard. Reachability of uncertain linear systems using zonotopes. In *International Workshop on Hybrid Systems: Computation and Control (HSCC)*, pages 291–305, 2005.
18. A. Girard. Controller synthesis for safety and reachability via approximate bisimulation. *Automatica*, 48(5):947–953, 2012.
19. S. Gulwani and A. Tiwari. Constraint-based approach for analysis of hybrid systems. In *International Conference on Computer Aided Verification (CAV)*, volume 5123 of *LNCS*, pages 190–203, 2008.
20. Y. Guo, Y. Wang, L. Xie, and J. Zheng. Stability analysis and design of reset systems: Theory and an application. *Automatica*, 45(2):492–497, 2009.
21. T. A. Henzinger, P. W. Kopke, A. Puri, and P. Varaiya. What’s decidable about hybrid automata? *Journal of Computer and System Sciences*, 57(1):94–124, 1998.
22. B. HomChaudhuri, M. Oishi, M. Shubert, M. Baldwin, and R. S. Erwin. Computing reach-avoid sets for space vehicle docking under continuous thrust. pages 3312–3318, 2016.
23. K. Hsu, R. Majumdar, K. Mallik, and A. Schmuck. Multi-layered abstraction-based controller synthesis for continuous-time systems. In *Proceedings of the 21st International Conference on Hybrid Systems: Computation and Control (HSCC)*, pages 120–129, 2018.

24. S. Jha, S. Gulwani, S. A. Seshia, and A. Tiwari. Synthesizing switching logic for safety and dwell-time requirements. In *Proceedings of the 1st ACM/IEEE International Conference on Cyber-Physical Systems (ICCPs)*, pages 22–31, 2010.
25. H. Kong, F. He, X. Song, W. N. N. Hung, and M. Gu. Exponential-condition-based barrier certificate generation for safety verification of hybrid systems. In *International Conference on Computer Aided Verification (CAV)*, volume 8044 of *LNCS*, pages 242–257, 2013.
26. S. Kong, S. Gao, W. Chen, and E. Clarke. dReach: Delta-reachability analysis for hybrid systems. In *International Conference on TOOLS and Algorithms for the Construction and Analysis of Systems (TACAS)*, pages 200–205, 2015.
27. A. B. Kurzhanski and P. Varaiya. Ellipsoidal techniques for hybrid dynamics: The reachability problem. In *New Directions and Applications in Control Theory*, volume 321 of *Lecture Notes in Control and Information Sciences*, pages 193–205, 2005.
28. G. Lafferriere, G. J. Pappas, and S. Yovine. Symbolic reachability computation for families of linear vector fields. *Journal of Symbolic Computation*, 32(3):231–253, 2001.
29. C. Le Guernic and A. Girard. Reachability analysis of linear systems using support functions. *Nonlinear Analysis: Hybrid Systems*, 4(2):250–262, 2010.
30. J. Liu, N. Zhan, and H. Zhao. Computing semi-algebraic invariants for polynomial dynamical systems. In *Proceedings of the ninth ACM international conference on Embedded software (EMSOFT)*, pages 97–106, 2011.
31. J. Lofberg. Yalmip : a toolbox for modeling and optimization in matlab. In *IEEE International Conference on Robotics and Automation*, pages 284–289, 2004.
32. M. Neher, K. R. Jackson, and N. S. Nedialkov. On Taylor model based integration of ODEs. *SIAM Journal on Numerical Analysis*, 45(1):236–262, 2007.
33. P. Nilsson, N. Ozay, and J. Liu. Augmented finite transition systems as abstractions for control synthesis. *Discrete Event Dynamic Systems*, 27(2):301–340, 2017.
34. D. Papp and S. Yildiz. Sum-of-squares optimization without semidefinite programming. *SIAM Journal on Optimization*, 29(1):822–851, 2019.
35. A. Platzer. Differential-algebraic dynamic logic for differential-algebraic programs. *Journal of Logic and Computation*, 20(1):309–352, 2010.
36. C. Prieur, I. Queinnec, S. Tarbouriech, and L. Zaccarian. Analysis and synthesis of reset control systems. *Foundations and Trends in Systems and Control*, 6(2-3):117–338, 2018.
37. S. Ratschan and Z. She. Safety verification of hybrid systems by constraint propagation based abstraction refinement. In *International Workshop on Hybrid Systems: Computation and Control(HSCC)*, volume 3414 of *Lecture Notes in Computer Science*, pages 573–589, 2005.
38. G. Reissig, A. Weber, and M. Rungger. Feedback refinement relations for the synthesis of symbolic controllers. *IEEE Transactions on Automatic Control*, 62(4):1781–1796, 2017.
39. M. A. S. The MOSEK optimization toolbox for MATLAB manual. 2015.
40. A. Sogokon, P. B. Jackson, and T. T. Johnson. Verifying safety and persistence in hybrid systems using flowpipes and continuous invariants. *J. Automated Reasoning*, 63(4):1005–1029, 2019.
41. P. Tabuada. *Verification and Control of Hybrid Systems - A Symbolic Approach*. Springer, 2009.
42. A. Taly, S. Gulwani, and A. Tiwari. Synthesizing switching logic using constraint solving. pages 305–319, 2009.
43. A. Taly and A. Tiwari. Switching logic synthesis for reachability. In *International conference on Embedded software (EMSOFT)*, pages 19–28, 2010.
44. C. J. Tomlin, J. Lygeros, and S. S. Sastry. A game theoretic approach to controller design for hybrid systems. *Proceedings of the IEEE*, 88(7):949–970, 2000.

45. Q. Wang, M. Chen, B. Xue, N. Zhan, and J. Katoen. Synthesizing invariant barrier certificates via difference-of-convex programming. In *International Conference on Computer Aided Verification (CAV)*, volume 12759 of *Lecture Notes in Computer Science*, pages 443–466. Springer, 2021.
46. S. Wang, N. Zhan, and L. Zhang. A compositional modelling and verification framework for stochastic hybrid systems. *Formal Aspects Comput*, 29(4):751–775, 2017.
47. B. Xue, Y. Bai, N. Zhan, W. Liu, and L. Jiao. Reach-avoid analysis for delay differential equations. In *Conference on Decision and Control (CDC)*. IEEE, 2021. accepted.
48. B. Xue, Q. Wang, N. Zhan, and M. Fränzle. Robust invariant sets generation for state-constrained perturbed polynomial systems. In *International Conference on Hybrid Systems: Computation and Control (HSCC)*, pages 128–137, 2019.
49. B. Xue, N. Zhan, and M. Fränzle. Inner-approximating reach-avoid sets for discrete-time polynomial systems. In *Conference on Decision and Control (CDC)*, pages 457–476. IEEE, 2020.
50. N. Zhan, W. Shuling, and H. Zhao. *Formal Verification of Simulink/Stateflow Diagrams*. Springer, Cham, 2017.
51. H. Zhao, N. Zhan, and D. Kapur. Synthesizing switching controllers for hybrid systems by generating invariants. In *Theories of Programming and Formal Methods - Essays Dedicated to Jifeng He on the Occasion of His 70th Birthday*, volume 8051 of *LNCS*, pages 354–373, 2013.
52. P. Zhao, S. Mohan, and R. Vasudevan. Optimal control of polynomial hybrid systems via convex relaxations. *IEEE Transactions on Automatic Control*, 65(5):2062–2077, 2019.
53. Y. Zheng, G. Fantuzzi, and A. Papachristodoulou. Fast admm for sum-of-squares programs using partial orthogonality. *IEEE Transactions on Automatic Control*, 64(9):3869–3876, 2018.
54. L. Zou, J. Lv, S. Wang, N. Zhan, T. Tang, L. Yuan, and Y. Liu. Verifying chinese train control system under a combined scenario by theorem proving. In *Working Conference on Verified Software: Theories, Tools, and Experiments (VSTTE)*, pages 262–280. Springer, 2013.

## A Proof of Lemma 1

Suppose  $\mathbf{x} \in \text{RA}^*(\mathcal{X}_0 \xrightarrow[S]{f} \text{TR})$ , then there is  $T \geq 0$  such that (1)  $\phi(\mathbf{x}, t) \in S$  for all  $t \in [0, T]$ ; (2) for any  $\epsilon > 0$  there is some  $t \in [T, T + \epsilon)$  with  $\phi(\mathbf{x}, t) \in \text{TR}$ . As  $S \cap \text{TR} = \emptyset$ , we have  $\phi(\mathbf{x}, T) \in \partial S$ , then  $\phi(\mathbf{x}, T) \in \text{trans}_{f \uparrow S}^*$ . Thus,  $\phi(\mathbf{x}, T) \in \widetilde{S \cap \text{TR}}$ . Therefore, for an  $\epsilon > 0$ , there must be  $t < T$  such that  $\phi(\mathbf{x}, t) \in \mathcal{B}(\phi(\mathbf{x}, T), \epsilon/2) = \{\mathbf{y} \mid \|\mathbf{y} - \phi(\mathbf{x}, T)\| < \epsilon/2\} \subseteq \mathcal{N}_\epsilon(\text{TR})$ . Hence,  $\mathbf{x} \in \text{RA}(S, f, \text{TR}_\epsilon(S))$ . Therefore,  $\text{RA}^*(\mathcal{X}_0 \xrightarrow[S]{f} \text{TR}) \subseteq \bigcap_{\epsilon > 0} \text{RA}(S, f, \text{TR}_\epsilon(S))$ .

## B Proof of Theorem 2

For “ $\subseteq$ ”, suppose  $\mathbf{x} \in \text{RA}^*(S \xrightarrow[S]{f} \text{trans}_{f \uparrow S}^*)$ . Then, there is  $T_x \geq 0$  such that  $\phi(\mathbf{x}, T_x) \in \text{trans}_{f \uparrow S}^*$  and  $\phi(\mathbf{x}, t) \in S, \forall t \in [0, T_x)$ . Clearly,  $\mathbf{x} \notin \infty\text{-Safe}(f, S, S)$ . So, we only need to show  $\mathbf{x} \in \bigcap_{\epsilon > 0} \text{RA}(S, f, (\text{trans}_{f \uparrow S}^*)_\epsilon(S))$ , which can be done by considering the following two cases: When  $\phi(\mathbf{x}, T_x) \in S$ , it follows  $\phi(\mathbf{x}, T_x) \in \partial S \cap \text{trans}_{f \uparrow S}^*$ . Thus, for any  $\epsilon > 0$ ,  $\phi(\mathbf{x}, T_x) \in \text{RA}(S, f, (\text{trans}_{f \uparrow S}^*)_\epsilon(S))$ . When  $\phi(\mathbf{x}, T_x) \in \partial^\circ S$ , it follows that  $\{\phi(\mathbf{x}, t) \mid 0 \leq t < T_x\} \cap (\text{trans}_{f \uparrow S}^*)_\epsilon(S) \neq \emptyset$  for any  $\epsilon > 0$ . So,  $\phi(\mathbf{x}, T_x) \in \text{RA}(S, f, (\text{trans}_{f \uparrow S}^*)_\epsilon(S))$ .

For “ $\supseteq$ ”, suppose

$$\mathbf{x} \in \bigcap_{\epsilon > 0} \text{RA}(S, f, (\text{trans}_{f \uparrow S}^*)_\epsilon(S)) \setminus \infty\text{-Safe}(f, S, S).$$

Then, there is a  $T_u \in [0, \infty)$ , such that  $\phi(\mathbf{x}, T_u) \notin S$ . Hence, the greatest lower bound of  $\{t \mid \phi(\mathbf{x}, t) \notin S\}$  exists, set  $T_x = \inf \{t \mid \phi(\mathbf{x}, t) \notin S\}$ . Then,  $\forall t \in [0, T_x)$ ,  $\phi(\mathbf{x}, t) \in S$ . Besides,  $\forall \epsilon > 0, \exists t \in [T_x, T_x + \epsilon)$ ,  $\phi(\mathbf{x}, t) \notin S$ , which is to say,  $\phi(\mathbf{x}, T_x) \in \text{trans}_{f \uparrow S}^*$ , so  $\mathbf{x} \in \text{RA}^*(S \xrightarrow[S]{f} \text{trans}_{f \uparrow S}^*)$

## C Proof of Theorem 3

For any  $\mathbf{x} \in S$ , if there is some  $T_x \geq 0$  such that  $\phi(\mathbf{x}, t) \in S$  for all  $t \in [0, T_x)$ , but  $\phi(\mathbf{x}, T_x) \notin S$ , then  $\phi(\mathbf{x}, T_x) \in \text{trans}_{f \uparrow S}^*$ . Hence  $\mathbf{x} \in \text{RA}^*(S \xrightarrow[S]{f} \text{trans}_{f \uparrow S}^*)$ . Additionally, if there is some  $T_x \geq 0$  such that  $\phi(\mathbf{x}, t) \in S$  for all  $t \in [0, T_x]$ , but for any  $\epsilon > 0$  there is a  $t_\epsilon \in (T_x, T_x + \epsilon)$  such that  $\phi(\mathbf{x}, t_\epsilon) \notin S$ , then  $\phi(\mathbf{x}, T_x) \in \text{trans}_{f \uparrow S}^*$ . Whence  $\mathbf{x} \in \text{RA}^*(S \xrightarrow[S]{f} \text{trans}_{f \uparrow S}^*)$ . Therefore, it follows that if  $\mathbf{x} \in C$  then for arbitrary  $T$ ,  $\phi(\mathbf{x}, t) \in S$  for all  $t \in [0, T]$  implies  $\phi(\mathbf{x}, t) \in C$  for all  $t \in [0, T]$ . As a result,  $C$  is a DI of  $f$  w.r.t.  $S$ .

## D Proof of Theorem 4

For soundness, any  $\mathbf{x}_q \in \text{Init}_q^r$ ,  $\mathbf{x}_q$  is either in the invariant set of  $\text{SD}_q$  or there is some edge  $e = (q, p) \in \mathcal{E}$  such that  $\mathbf{x}_q$  safely arrives  $\text{Dom}_q^c \cap \mathcal{G}_e$ .

In the first case, the whole trajectory  $\phi(q, \mathbf{x}, \cdot)$  in  $\text{SD}_q$  by Theorem 3 and so in  $\mathcal{S}_q$ . While in the second case, there is some  $T \geq 0$  such that  $\phi(q, \mathbf{x}, \cdot)$  safely reaches  $\phi(q, \mathbf{x}, T)$  and either  $\phi(q, \mathbf{x}, T) \in \text{Dom}_q^c \cap \mathcal{G}_e$  or for any  $\epsilon > 0$  there is some  $t_\epsilon \in (T, T + \epsilon)$  such that  $\phi(q, \mathbf{x}, t_\epsilon) \in \text{Dom}_q^c \cap \mathcal{G}_e$ . In any case, a discrete jump to  $p$  will occur no later than  $T$  and ensure safety before the jump.

By the construction, the image of any reset map  $\mathcal{R}(e, \mathbf{x})$  with  $e = (w, q)$  must be in  $\text{Dom}_q^r$ . By a similar argument to the last paragraph, the trajectory  $\phi(q, \mathbf{x}, \cdot)$  for any  $\mathbf{x} \in \text{Dom}_q^r$  must either stay in  $\text{SD}_q$  forever or  $\text{SD}_q$ -safely reaching some state  $\phi(q, \mathbf{x}, T_{\mathbf{x}})$  at which a discrete jump occurs. In any case, the system does not block at  $q$ . Therefore, each trace  $(\sigma, \phi, \tau)$  starting with any  $(q, \mathbf{x}) \in \text{Init}^r$  is infinite and always stays in  $\mathcal{S}$ . So,  $\mathcal{H}^r$  solves **Problem I**.

For completeness, if **Problem I** can be solved by some reset controller, then the trace of system is either in the invariant of some mode or infinitely jumping between different mode, in neither of which  $\text{Dom}^r = \bigcup_{q \in \mathcal{Q}} \text{Dom}_q^r$  is empty, so there will be some mode  $q$  satisfying that  $\text{Init}_q^r = \text{Init}_q \cap \text{Dom}_q^r \neq \emptyset$ .

## E Proof of Theorem 5

For the soundness, assume there is a trace  $(\sigma, \phi, \tau)$  satisfying the configuration of  $\mathcal{H}^r$  outputted by Algorithm 2 but never  $\mathcal{S}$ -safely reaching into any  $\text{TR}_q$  in finite time. As line 1-6 of Algorithm 2 are the same as Algorithm 1 (the only difference is that for any  $x \in \{y \mid (q, y) \in \text{Init}_q^r \vee y \in \mathcal{R}^r(e, y'), q \in \mathcal{Q}, e \in \mathcal{E}\}$ , the trajectories starting from  $x$  will only enter some state confirm the next jump rather, not stay in the invariant of current mode). By Theorem 4, all the traces generated by Algorithm 2 maintain safety before termination, which includes  $(\sigma, \phi, \tau)$ . Then it contains some loops of modes that maintain the safety property infinitely without reaching the target set.

As the depth-first searching method of Algorithm 3 will explore all the trace of  $\mathcal{H}$ ,  $(\sigma, \phi, \tau)$  will be explored. Without loss of generality, assuming  $\sigma = (q_0, q_1, \dots, (q_i, \dots, q_n)^\omega)$ , where  $(\cdot)^\omega$  means an infinite loop of the sequence in brackets. Then we can know that  $\text{Post}(q)$  of any mode in  $\sigma$  can not be  $\emptyset$ , so the program will always enter the else part of Algorithm 3 (line 17) and stop exploring new mode when the second  $q_i$  is added to *Path*. Then if  $\text{ST}_{q_i} \neq \emptyset$ , the reset map from  $q_n$  to  $q_i$  will be refined so that the trace will enter a target set at the second time it enter mode  $q_i$ , otherwise the jump from  $q_n$  to  $q_i$  will be blocked by refine  $\text{Dom}_{q_n}^r$ , either cases will break the loop.

For the completeness, assume a hybrid automata  $\mathcal{H}$  can be refined by a reset controller  $\mathcal{H}^r$  to satisfy some safety property together with liveness. Then any trace in  $\mathcal{H}^r$  will eventually enter a target set in a mode  $q$  without any probability to enter guard conditions in  $q$ , which is to say, the reset map of the edge jump to  $q$  is a subset of  $\text{ST}_q$ . Meanwhile, the possible jumps in any mode of  $\mathcal{H}^r$  are confirmed to enter such a mode  $q$  within finite time. The Depth-First Searching method confirm all the traces of  $\mathcal{H}$  are searched and all the jump  $e = (p, q)$  leading to some infinite safe loop or some block mode are broke down by refine the reset map  $\mathcal{R}^r((\text{Pre}(p), p), x)$  as a subset of  $\text{Dom}_p \setminus \text{RA}^*(\text{SD}_p \xrightarrow{f_p} \mathcal{G}_e)$ .



## F Proof of Theorem 6

Let  $\mathbf{x} \in \text{IAP}$ . Obviously,  $\mathbf{x} \in \mathcal{S}$  by the definition of IAP. If  $\mathbf{x} \in \text{TR}$  then the conclusion holds obviously. In the following we will prove that if  $\mathbf{x} \in \mathcal{S} \setminus \text{TR}$ , then there must exist some  $t \in \mathbb{R}_{\geq 0}$  such that

$$\phi(\mathbf{x}, t) \in \text{TR} \wedge \bigwedge_{\tau \in [0, t)} \phi(\mathbf{x}, \tau) \in \mathcal{S} \quad (16)$$

Assume (16) does not hold, then there are two possibilities:

1. There exists  $t \in (0, \infty)$  such that

$$\phi(\mathbf{x}, t) \in \partial\mathcal{S} \wedge \bigwedge_{\tau \in [0, t)} \phi(\mathbf{x}, \tau) \in \mathcal{S} \setminus \text{TR}. \quad (17)$$

2. For any  $\tau \in \mathbb{R}_{\geq 0}$ ,

$$\phi(\mathbf{x}, \tau) \in \mathcal{S} \setminus \text{TR}. \quad (18)$$

Assume (17) true. As a result,

$$\theta(\phi(\mathbf{x}, \tau)) \leq \theta(\mathbf{x}) < 0, \forall \tau \in [0, t), \quad (19)$$

implies that  $\theta(\phi(\mathbf{x}, t)) < 0$ , contradicting the fact that  $\theta(\mathbf{x}) \geq 0$  for  $\mathbf{x} \in \partial\mathcal{S}$ . Therefore, (17) cannot hold.

Now assume that (18) holds. From (12), we have that

$$\theta(\phi(\mathbf{x}, \tau)) \leq \theta(\mathbf{x}) < 0, \forall \tau \in \mathbb{R}_{\geq 0}, \quad (20)$$

From (13), we have that for  $\tau \in \mathbb{R}_{\geq 0}$ ,

$$\theta(\phi(\mathbf{x}, \tau)) \geq \max_{k=1,2,\dots,K} \gamma_k(\phi(\mathbf{x}, \tau)) + \left\langle \frac{\partial\psi(\mathbf{x})}{\partial\mathbf{x}}, \mathbf{f}(\mathbf{x}) \right\rangle \Big|_{\mathbf{x}=\phi(\mathbf{x}, \tau)}. \quad (21)$$

Thus,

$$0 > \max_{k=1,2,\dots,K} \gamma_k(\phi(\mathbf{x}, \tau)) + \left\langle \frac{\partial\psi(\mathbf{x})}{\partial\mathbf{x}}, \mathbf{f}(\mathbf{x}) \right\rangle \Big|_{\mathbf{x}=\phi(\mathbf{x}, \tau)}. \quad (22)$$

We have  $\left\langle \frac{\partial\psi(\mathbf{x})}{\partial\mathbf{x}}, \mathbf{f}(\mathbf{x}) \right\rangle \Big|_{\mathbf{x}=\phi(\mathbf{x}, \tau)} < -\max_{k=1,2,\dots,K} \gamma_k(\phi(\mathbf{x}, \tau)) < 0$  for  $\tau \in \mathbb{R}_{\geq 0}$  since  $\phi(\mathbf{x}, \tau) \notin \text{TR}$  and consequently  $\psi(\phi(\mathbf{x}, \tau)) < \psi(\mathbf{x}), \forall \tau \in \mathbb{R}_{\geq 0}$ . Also, since  $\psi(\phi(\mathbf{x}, \tau))$  is bounded for  $\tau \in \mathbb{R}_{\geq 0}$ , we have

$$\lim_{\tau_1 \rightarrow \infty, \tau_2 \rightarrow \infty} (\psi(\phi(\mathbf{x}, \tau_1)) - \psi(\phi(\mathbf{x}, \tau_2))) = 0.$$

Further, we have

$$\lim_{\tau \rightarrow \infty} \left\langle \frac{\partial\psi(\mathbf{x})}{\partial\mathbf{x}}, \mathbf{f}(\mathbf{x}) \right\rangle \Big|_{\mathbf{x}=\phi(\mathbf{x}, \tau)} = 0. \quad (23)$$

However, from (20)-(22), we have that for  $\tau \in \mathbb{R}_{\geq 0}$ ,

$$\left\langle \frac{\partial \psi(\mathbf{x})}{\partial \mathbf{x}}, \mathbf{f}(\mathbf{x}) \right\rangle \Big|_{\mathbf{x}=\phi(\mathbf{x}, \tau)} \leq \theta(\mathbf{x}) - \max_{k=1,2,\dots,K} \gamma_k(\phi(\mathbf{x}, \tau)) \leq \theta(\mathbf{x})$$

which contradicts (23) since  $\theta(\mathbf{x}) < 0$  by (20).

Therefore,  $\text{IAP} = \{\mathbf{x} \in \mathcal{S} \mid \theta(\mathbf{x}) < 0\}$  is an inner-approximation of the reach-avoid set  $\text{RA}^*(\mathcal{S} \xrightarrow{\mathcal{S}} \text{TR})$ .

As a result, for  $\mathbf{x} \in \text{IAP}$ , the trajectory  $\phi(\mathbf{x}, \cdot)$  will  $\mathcal{S}$ -safely enter TR. As a consequence, the trajectory  $\phi(\mathbf{x}, \cdot)$  starting with any  $\mathbf{x} \in \text{IAP}^* = \mathcal{X}_0 \cap \text{IAP}$  will  $\mathcal{S}$ -safely enter TR. Therefore,  $\text{IAP}^* = \mathcal{X}_0 \cap \text{IAP}$  is an inner-approximation of  $\text{RA}^*(\mathcal{X}_0 \xrightarrow{\mathcal{S}} \text{TR})$ .

## G Proof of Theorem 7

Obviously, the fact that  $\theta(\alpha^*, \mathbf{x})$  satisfies constraints in (15) implies that  $\theta(\alpha^*, \mathbf{x})$  satisfies (12)-(14) according to  $\mathcal{S}$ -procedure in [8]. Therefore, the value returned by Algorithm 4 is an inner-approximation as Theorem 6.