

Robust extended states in Anderson model on partially disordered random regular graphs

Daniil Kochergin^{1,2}, Ivan M. Khaymovich^{3,4,*}, Olga Valba^{5,2}, and Alexander Gorsky^{6,2}

1 Moscow Institute of Physics and Technology, Dolgoprudny 141700, Russia

2 Laboratory of Complex Networks, Center for Neurophysics and Neuromorphic Technologies, Moscow, Russia

3 Nordita, Stockholm University and KTH Royal Institute of Technology Hannes Alfvéns väg 12, SE-106 91 Stockholm, Sweden

4 Institute for Physics of Microstructures, Russian Academy of Sciences, 603950 Nizhny Novgorod, GSP-105, Russia

5 Higher School of Economics, Moscow, Russia

6 Institute for Information Transmission Problems, Moscow 127994, Russia

* ivan.khaymovich@gmail.com

March 14, 2024

Abstract

In this work we analytically explain the origin of the mobility edge in the partially disordered random regular graphs of degree d , i.e., with a fraction β of the sites being disordered, while the rest remain clean. It is shown that the mobility edge in the spectrum survives in a certain range of parameters (d, β) at infinitely large uniformly distributed disorder. The critical curve separating extended and localized states is derived analytically and confirmed numerically. The duality in the localization properties between the sparse and extremely dense RRG has been found and understood.

Contents

1	Introduction	2
2	Robustness of delocalization in partially disordered RRG	3
2.1	The model	3
2.2	Robustness of delocalization and fractal dimension D_2	3
3	Derivation of critical curve at (d, β) plane	8
4	Duality in localization properties between sparse and dense RRG	10
5	Conclusion	12
	References	12
A	Multifractal spectrum $f(\alpha)$ and fractal dimensions D_q	19
B	Further generalizations of the model	23
B.1	Directed partially disordered RRG	23

1 Introduction

The Anderson model on the Cayley tree allows the analytic derivation of the critical disorder for the localization-delocalization phase transition [1]. More recently, the phase transition in the Anderson model with the diagonal disorder on the hierarchical graphs has found its reincarnation as a toy model for the transition to the many-body localized (MBL) phase in some interacting many-body systems [2]. The simplest ensemble which can be considered as the zeroth approximation to the Hilbert space of the many-body system is the random regular graph (RRG) ensemble [3–32] (see [33] for review).

It was found in [34] that the phase diagram of the Anderson model on RRG, with a finite fraction $\beta < 1$ of disordered nodes, is different from the standard case of $\beta = 1$. In some regions of the (d, β) -parameter plane, there are delocalized states in the central part of the spectrum that are separated from the localized states by mobility edges at arbitrarily large disorder with the box distribution of the β fraction of nodes. This phenomenon takes place if we have some fraction of the clean nodes. Effectively, from the Hilbert-space perspective, there are interacting clean and dirty subsystems in the model.

The physical motivation behind this model is given by the attempt to take into account the topologically protected zero modes in the spectrum of an interacting many-body system [35–38] in the Hilbert-space-graph framework. There are overlaps between these modes and the unprotected modes. Hence, there are links between the clean and dirty nodes in the partially disordered RRG, but this overlap does not destroy their topological nature, hence the corresponding nodes in the RRG are clean. On the other hand, even the coexistence of strongly disordered (MBL) and clean (thermalized) sites in a many-body setting has attracted quite a bit of attention in the literature. [39–43].

In this study, we extend the analysis of [34] and investigate the phase structure of the partially disordered RRG in (d, β) -parameter space. The region in the (d, β) plane where the mobility edge survives at arbitrarily large disorder amplitude will be identified numerically and derived analytically for sparse and extremely dense regimes. The graph-size N -dependence of the fractal dimensions D_q and the singular spectrum $f(\alpha)$ for eigenfunctions in the delocalized part of the spectrum is analyzed numerically. We shall explain the microscopic origin of the delocalized eigenstates and identify which aspects of the partially disordered ("two-color") graph architecture, involving the clean and dirty nodes, are crucial for the delocalization.

We shall show that the delocalized states survive when the graph, composed of only clean nodes, has a giant connected component. We also generalize the above approach from the sparse $d \ll N$ to the extremely dense case of the degree $d_c = N - d - 1$. For this, we exploit the duality property between the mobility edges for the partially disordered RRG with the degree d and its complementary counterpart with the degree $(N - d - 1)$. In addition, in the Appendix, we shall investigate the robustness of the above predictions with respect to various perturbations of the RRG. First, we consider the effect of the enhanced number of short cycles, usually almost absent on RRG, on the localization pattern suggested in [22, 44], and second, we investigate the non-Hermitian perturbation of RRG by adding the non-reciprocal directed hopping to the partially disordered RRG as suggested in [45].

Unlike several recent works [46–50], here for the emergence of the mobility edge, robust at the large potential, we need neither the special flat-band structure of the disorder-free model [46–48, 51] nor correlated disorder [49, 50, 52–56]. Our model is based on the i.i.d. disorder potential on the RRG.

The rest of the article is organized as follows. In Section 2 we define the model and present the numerical evidence for the mobility edge at arbitrarily large disorder. In Section 3 we analytically derive the critical curve in (d, β) -parameter space for the mobility edge. In Section 4 we generalize our analytical consideration to the extremely dense graphs by analytically utilizing the duality between the localization patterns for node degrees d and $(N - d - 1)$ and confirming the results numerically. Section 5 concludes the results. In Appendices we consider the multifractal spectrum and prove the robustness of the phenomena observed with respect to the small perturbations of RRG by non-Hermitian deformation and the enhanced number of the short cycles, usually almost absent on RRG.

2 Robustness of delocalization in partially disordered RRG

In this Section we consider the numerical simulation of the RRG, with the fraction β of sites subject to the disorder of i.i.d. random variables ϵ_i of the amplitude $W/2$ taken from the uniform distribution, $|\epsilon_i| < W/2$. First, in Sec. 2.1 we introduce the model, and second, in Sec. 2.2 we present the numerical simulations for the spectral and localization properties of the model across the spectrum.

2.1 The model

In the conventional framework, one studies the Anderson transition for non-interacting spinless fermions hopping over RRG with the connectivity $d = 3$ in a diagonal disorder described by Hamiltonian

$$H = \sum_{i,j} A_{ij} (c_i^+ c_j + c_i c_j^+) + \sum_{i=1}^{\beta N} \epsilon_i c_i^+ c_i . \quad (1)$$

The first sum, representing the hopping between nearest-neighbor RRG nodes i and j , is written in terms of the adjacency matrix ($A_{ij} = 1$ for nearest neighbors and $A_{ij} = 0$ otherwise) for the regular graph, $\sum_i A_{ij} = \sum_j A_{ij} = d$. The second sum, running over all N nodes, represents the potential disorder. The standard fully disordered RRG ensemble, corresponding to $\beta = 1$, undergoes the Anderson localization transition at $W_c = 18.16$ for $d = 3$ [8, 11, 15, 33]. For larger d the critical disorder is usually estimated as

$$W_c(d) \simeq d \ln d . \quad (2)$$

2.2 Robustness of delocalization and fractal dimension D_2

Let us investigate numerically the properties of the states in the delocalized spectral part, found in [34] in the large W limit. As the probes, we choose the density of delocalized states, $\rho(E) = \langle \sum_{n \in \text{delocalized}} \delta(E - E_n) \rangle$, the spectral level-spacing statistics, $P(s)$, with $s_n = E_{n+1} - E_n$, and the dependence of the fractal dimension $D_2(N) \equiv -\ln(\sum_i |\psi_E(i)|^4) / \ln N$ of an eigenstate $\psi_E(i)$ on the point in the (d, β) parameter plane.

First, let us demonstrate that the delocalized states survive at a very large disorder and are clearly seen numerically. Figure 1 clearly demonstrates that at large W , the width of the delocalized energy range is W -independent. An additional level, started at

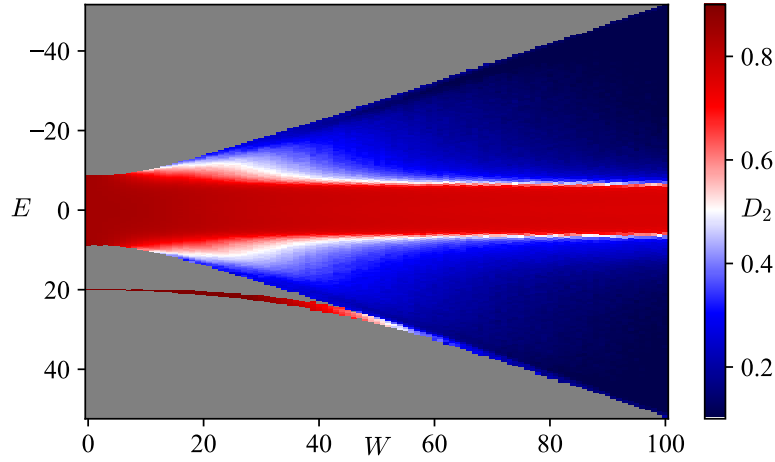


Figure 1: **Mobility edge structure versus disorder W .** The color plot shows the fractal dimension D_2 versus the disorder W and eigenvalues E in the partially disordered RRG of size $N = 1024$, with connectivity $d = 20$, and the fraction of disordered nodes $\beta = 0.5$. The data is averaged over 100 realizations. Figure shows that delocalized states survive at any achievable disorder amplitude W .

$E = d$ at $W = 0$, corresponds to the standard eigenstate of the adjacency matrix, which is homogeneous over the entire graph. Its separation from the bulk bandwidth at $W \lesssim 2d$ protects it from most of the localization mechanisms. At larger disorder amplitudes, it merges with the bulk spectrum and then localizes.

Note that here and further, we focus mostly on the localization, $D_2 = 0$, versus the delocalization, $D_2 > 0$, but not on the ergodicity, $D_2 = 1$, versus the non-ergodicity, $0 < D_2 < 1$. Already in a fully disordered RRG at $\beta = 1$, the question of the existence of a non-ergodic phase in RRG has been a discussion point for years [4–20, 27–32], and even now the maximal system sizes of a few millions, $N \sim 10^6$, do not resolve this issue [14, 31, 32]. Therefore, in this work we calculate the fractal dimensions D_2 (and their generalization D_q together with the singularity spectrum $f(\alpha)$ with the definitions given below) in the Appendix A only of finite sizes up to $N \sim 30000$ and do not claim any ergodicity or non-ergodicity. In addition, we have checked that the above picture of the mobility edge, see Fig. 1, converges with the system size much below the maximal considered size of $N \sim 30000$.

Figure 2 demonstrates finite-size data, $D_2(N)$, up to $N \sim 30000$ and its infinite-size extrapolation, $D_2(N) = D_2 + c_2/\ln N$, with a certain fitting parameter c_2 (see [8, 57, 58] for more details on extrapolation), for partially disordered RRG with connectivity $d = 3$ and the fraction of disordered nodes $\beta = 0.5$ at intermediate disorder amplitudes $W = 30$. The mobility edges calculated from (18) stay at the same energy regardless of the system size, while the fractal dimension flows upwards between the mobility edges and goes to zero beyond it.

The delocalization can also be checked via the level spacing distribution $P(s)$, see Fig. 3. Level spacing determines the statistics of spacing between two adjacent energy levels $s_i = E_{i+1}^u - E_i^u$, where E_i^u are energy levels after the unfolding procedure (see, e.g., [26] for details). There, the eigenenergy statistics show the standard repulsion inside the delocalized region and the Poisson statistics beyond the mobility edge [59]. Some deviations from the Poisson statistics for the localized nodes, $|E| > E_{ME}$, should be related to the small DOS for these states and its fluctuations for large $W = 1000$, see the further discussion of Fig. 4 below.

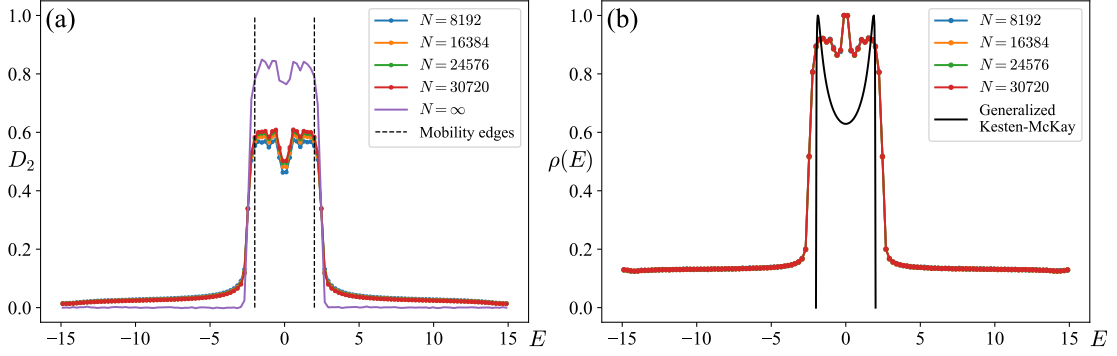


Figure 2: **(a) Fractal dimension D_2 and (b) density of states across the spectrum on partially disordered RRG** at several sizes N , with connectivity $d = 3$, disorder amplitude $W = 30$ and fraction of disordered nodes $\beta = 0.5$. Colored symbols show finite-size data, while the solid purple line shows an extrapolated curve [8,57,58]. Black dashed lines in (a) show the mobility edges, calculated from (18). The black solid line in (b) shows a generalized Kesten-McKay distribution of delocalized states, calculated from (17). The flat contribution of the localized states is clearly seen in (b).

The density of states, $\rho(E)$, see Figs. 2(b) and 4, shows a clear separation into two parts: the states, localized at disordered nodes, form a flat box-like distribution of the width $W \gg d$ (barely seen in Fig. 4), while the extended ones are confined at small energies, $|E| \lesssim 2\sqrt{(1-\beta)(d-1)}$. At small β , the density of delocalized states, $\rho(E)$, is close to the Kesten-McKay distribution [60,61]

$$\rho(E) = \rho_{KM}(E) = \frac{d\sqrt{[4(d-1) - E^2]}}{2\pi(d^2 - E^2)} \quad (3)$$

while at large β it becomes close to the Wigner-Dyson distribution (Fig. 4). We confirm this behavior later in Eq. (17) by the analytical consideration. It is expected since at a small β , the clean nodes form almost RRG, while at larger β , the clean-node graph gets randomized by the dirty nodes.

As the localized states live mostly on the dirty nodes, they are subject to the box-distributed disorder of the amplitude $W = 1000$. The number of such localized states is $\beta \cdot N \simeq 300 - 500$ in Fig. 4. As a result, in normalized DOS, $\int \rho(E)dE = 1$, shown in Fig. 4, the contribution of such localized states is rather small, $\rho(|E| < W/2) \simeq \beta/W \simeq 0.0001 - 0.0007$ on average in panels (a)-(d). At small β , panel (a), in one realization of the graph only a few localized states, $\sim \beta \Delta E N / W \simeq 0.6$, appear in the shown interval $|E| < \Delta E = 6$ and this gives barely seen fluctuations (do not associate a peak at $E \simeq d$ with them). With increasing β from panel (a) to (d) the number of localized states grows, and so does the background, becoming more and more homogeneous and close to the box distribution of the diagonal disorder. At intermediate $W \simeq 30$, shown in Fig. 2(b), this box contribution to the DOS overcomes the threshold of the noise.

In the central part of the spectrum, the deviations from the predicted behavior, Eq. (17), are expected in Fig. 4 as the parameter $(1-\beta)d$ goes down, making our cavity-method approximation Eqs. (11) and (12) less and less accurate. Other deviations, see, e.g., Fig. 2(b) come from the corrections in the small parameter d/W , neglected in the analytical consideration for simplicity.

In Fig. 2(b), the black line shows only the partial DOS of the delocalized states at $W \rightarrow \infty$. Therefore, even without finite- W corrections, one expects to see the overall shift

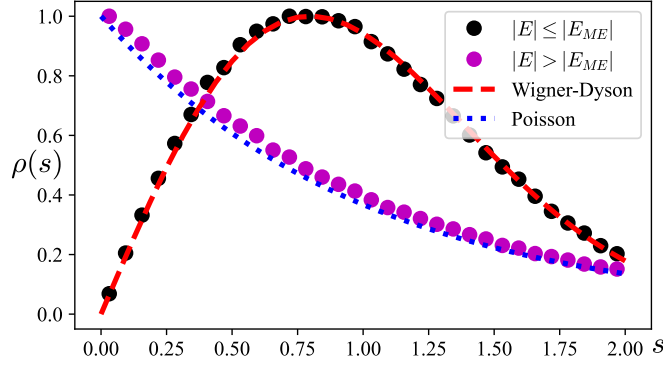


Figure 3: **Level spacing distribution between (black dots) and beyond (purple dots) the mobility edges in the partially disordered RRG** of the size $N = 8192$, with the connectivity $d = 10$ and the fraction of disordered nodes $\beta = 0.5$ at the disorder $W = 1000$. The data is averaged over 1024 realizations. The data within (beyond) the mobility edge is well described by red dashed (blue dotted) line, corresponding to the Wigner-Dyson (Poisson) distribution.

of the DOS due to the localized state contribution (which is of the order of 0.15 in that figure). This explains the overall upward shift of the data with respect to the analytical black curve. The peaks around $|E| \lesssim 2\sqrt{(d-1)(1-\beta)}$ in the analytical formula (17) are related to the smallness of $d = 3$ and therefore to the closeness in Eq. (17) of the spectral edges $\pm 2\sqrt{(d-1)(1-\beta)}$ of the delocalized states and the divergences in DOS $\pm d\sqrt{1-\beta}$ to each other. The rounding of these peaks in the data might be finite-size- N and finite-disorder- W effects.

The width of the delocalized energy range has nontrivial (d, β) dependence, see Fig. 5(a). There, the above-mentioned fluctuations in DOS from the localized nodes, box-distributed with the width $W = 1000$, have been eliminated by putting a threshold to the DOS data, see the caption of Fig. 5.

There is the critical curve $\beta_c(d)$ in the parameter space that separates the regime with and without the mobility edge, see Fig. 5(c). This is related to the percolation via the clean nodes on the partially disordered RRG, see the analytical consideration in the next section.

We have also investigated the N -dependence of the fractal dimension

$$D_q \equiv \frac{\ln \left(\sum_i |\psi_E(i)|^{2q} \right)}{(1-q) \ln N} \quad (4)$$

and spectrum of fractal dimensions

$$f(\alpha) \equiv 1 + \frac{\ln P \left(\alpha = -\frac{\ln |\psi_E(i)|^2}{\ln N} \right)}{\ln N} . \quad (5)$$

The corresponding plots for $\beta = 0.5$ and $\beta = 0.75$ are presented in Fig. 7 – 10 in Appendix A. The peak in the central part of the DOS and the corresponding deviations in the fractal dimensions in Fig. 2(a) and Fig. 4(c, d) (it is not always a dip in D_q) is considered in detail numerically in the multifractal analysis in Appendix A, where this DOS peak is called as the central part of the spectrum. From the previous literature (see, e.g., [44]), we know that the dips in D_q at certain energies can be related to the isolated small clusters of clean nodes or to so-called topologically equivalent nodes.

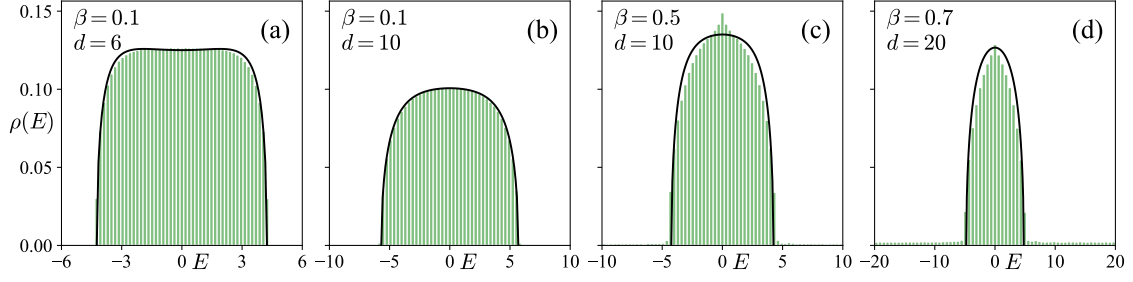


Figure 4: **Density of states of partially disordered RRG for different node degrees d and fractions of disordered nodes β .** Green-colored histograms show numerically calculated spectral densities for the size $N = 8192$ and disorder amplitude $W = 1000$. The data is averaged over 100 realizations. Black lines show generalized Kesten-McKay distributions of delocalized states calculated from (17) for each panel. (a) $\beta = 0.1$, $d = 6$, (b) $\beta = 0.1$, $d = 10$, (c) $\beta = 0.5$, $d = 10$, (d) $\beta = 0.7$, $d = 20$. The contribution of the localized states is barely seen at such large disorder.

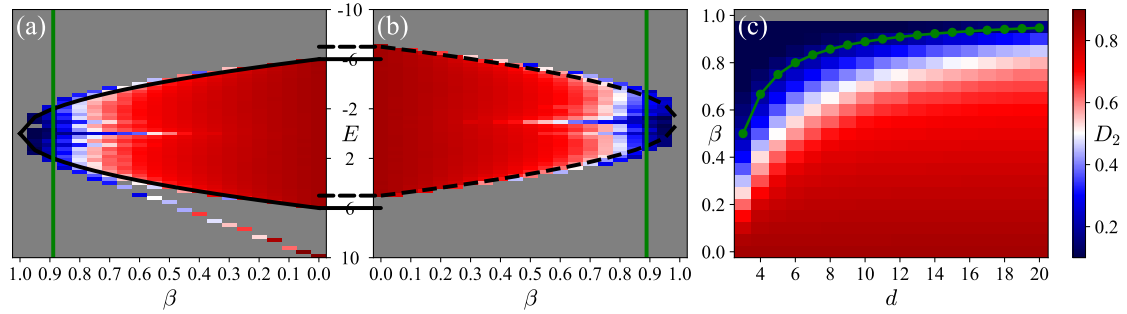


Figure 5: **Mobility edge structure versus the fraction of disordered nodes β and the connectivity d .** Color plots in panels (a) and (b) show the fractal dimension D_2 versus β and eigenvalues E in the partially disordered RRG of size $N = 1024$ at the disorder amplitude $W = 1000$ for (a) the dilute graph with the connectivity $d = 10$ and (b) the extremely dense graph with the connectivity $d_c = N - d - 1 \simeq N$, which is complement to the one in (a). Black solid (dashed) line in (a) [(b)] denotes the mobility edge, $|E_{ME}|^2 = 4(1 - \beta)(d - 1)$, Eq. (18), $(|E_{ME} + 1|^2 = 4(1 - \beta)(d - 1))$ for the sparse (dense) graph. The localized states are spread over a huge energy interval $|E| < W/2 = 500$ and thus, give only a noise-like contribution to DOS. In order to make the data smooth and accessible, we have put a threshold on the DOS and got rid of this noisy part. The grey color in panels (a) and (b) corresponds to the DOS below the threshold. (c) Color plot of the average fractal dimensions D_2 over the states in the central band $|E| < E_{ME}$ in the partially disordered RRG versus β and d at $W = 1000$. Green solid lines in all panels show the critical curve β_c , given by (19). All the data is averaged over 25 realizations.

3 Derivation of critical curve at (d, β) plane

In this section, we explain why the density of the delocalized states at not very large β is well-approximated by the Kesten-McKay distribution with the rescaled RRG d^* and tree d_t^* degrees. This rescaling reproduces correctly the numerical result for the spectral width of the delocalized range and the critical curve at the (d, β) plane at relatively small $d \ll N/2$. Note that the one-loop correction for the Kesten-McKay law has been found in [62] and a more general cavity analytic approach for dense graphs has been developed in [63].

This result can be straightforwardly understood as follows. For large enough disorder $W \gg 1, d$, all the dirty nodes of the RRG become localized, and the only possibility for extended states to survive is to live exclusively on the clean nodes. This reduces the problem to the RRG with the β fraction of edges being removed from that. This graph should be equivalent to the Erdős-Rényi one or other hierarchical graphs with fluctuating connectivity [64] with a certain distribution of the number of edges.

In order to make the above argument clear, as on the usual RRG, let us consider cavity equations for the single-site Green's functions on clean G_n^* and dirty G_n' nodes and their tree counterparts $G_{n \rightarrow a}^*$ and $G_{n \rightarrow a}'$ with the removed link from n to its ancestor a .

$$\begin{cases} \frac{1}{G_n^*} = E + i\eta - \sum_{m=1}^{k_n} G_{i_m^* \rightarrow n}^* - \sum_{m=1}^{d-k_n} G_{i'_m \rightarrow n}' \\ \frac{1}{G_n'} = E + i\eta - \varepsilon_i - \sum_{m=1}^{k_n} G_{i_m^* \rightarrow n}^* - \sum_{m=1}^{d-k_n} G_{i'_m \rightarrow n}' \\ \frac{1}{G_{n \rightarrow a}^*} = E + i\eta - \sum_{m=1}^{l_n} G_{i_m^* \rightarrow n}^* - \sum_{m=1}^{d-1-l_n} G_{i'_m \rightarrow n}' \\ \frac{1}{G_{n \rightarrow a}'} = E + i\eta - \varepsilon_i - \sum_{m=1}^{l_n} G_{i_m^* \rightarrow n}^* - \sum_{m=1}^{d-1-k_n} G_{i'_m \rightarrow n}' \end{cases}, \quad (6)$$

where i_m^* and i'_m are the indices, enumerating the pure and disordered sites on the tree, the ancestor of which is n , k_n and l_n are numbers of clean descendants of n on the RRG (G_n) and on the tree ($G_{n \rightarrow a}$), respectively. It is important to note that the total number of the descendants of n for the tree is given by a branching number $d_t = d - 1$, while for the RRG, where each point is locally a root of the tree, it is given by the vertex degree d .

The number of clean nearest descendants of any node n obeys the binomial distribution

$$p_{\tilde{d}}(k) = \binom{\tilde{d}}{k} (1 - \beta)^k \beta^{\tilde{d}-k}, \quad (7)$$

with $\tilde{d} = d_t$, $k = l_n$ for the tree ($p_{d_t}(l_n)$) and $\tilde{d} = d$, $k = k_n$ for the RRG ($p_d(k_n)$). In both cases, for large enough $(1 - \beta)\tilde{d} \gg 1$ this distribution is well approximated by the normal distribution with the mean and the variance given by

$$\langle k \rangle_{\tilde{d}} = \sum_k p_{\tilde{d}}(k) k = (1 - \beta)\tilde{d} \quad (8)$$

$$\sigma_{\tilde{d}}^2 = \sum_k p_{\tilde{d}}(k) (k - \langle k \rangle_{\tilde{d}})^2 = \beta(1 - \beta)\tilde{d} \quad (9)$$

Let us consider the simplest approximation at large W by keeping in the equation for the dirty nodes only the disorder term which yields

$$G_n' \propto W^{-1} \quad (10)$$

and substitute this solution into the equation for the clean nodes. In the limit $W \rightarrow \infty$, the effects of dirty nodes are subleading, and the problem reduces to the one on the disorder-free nodes on a graph with node degree distribution (7). Hence we get the equation for clean nodes

$$\frac{1}{G_n^*} = E + i\eta - \sum_{m=1}^{k_n} G_{i_m^* \rightarrow n}^* \quad (11)$$

$$\frac{1}{G_{n \rightarrow a}^*} = E + i\eta - \sum_{m=1}^{l_n} G_{i_m^* \rightarrow n}^* . \quad (12)$$

These equations evidently yield the RRG KM spectral density, but now both with fluctuating and rescaled $d^* = k_n$ and $d_t^* = l_n$. For large enough $\langle k \rangle_{d_t} \gg 1$ the corresponding rescaled parameters in the most realizations are given by their mean values

$$d^* = \langle k \rangle_d = (1 - \beta)d, \quad d_t^* = \langle l \rangle_{d_t} = (1 - \beta)d_t \quad (13)$$

and their relative fluctuations are small as $\sigma_d/d^* \sim \sqrt{\beta/d^*} \ll \beta^{1/2} \leq 1$ for large d^* in our consideration. In addition to that, following the results of [65–67], one concludes that the effects of fluctuations in graph degree are important for the eigenstate localization properties as soon as the variance (but not the standard deviation) is large compared to the mean value. This is not the case in our limit as well $\sigma_d^2/d^* = \beta \lesssim 1$. The critical value β_c , when the clean nodes do not form a connected tree-like graph, can be derived from the equation $d_t^*(\beta_c) = 1$.

Note that, unlike the regular case, both rescaled parameters d^* and d_t^* are *not* anymore related to each other via $d^* = d_t^* + 1$ (similarly to [64]).

The generalized KM distribution can be obtained from Eqs. (11) and (12). In the limit $(1 - \beta)\tilde{d} \gg 1$, when due to the large effective connectivity of clean nodes, it is natural to assume that $G_{n \rightarrow a}^*$ is self-averaging, one can rewrite the latter of two equations as a self-consistent equation on the mean $\langle G_{n \rightarrow a}^* \rangle = G_{\rightarrow}^*$ as follows

$$\frac{1}{G_{\rightarrow}^*} = E + i\eta - d_t^* G_{\rightarrow}^* , \quad (14)$$

which immediately gives the solution

$$G_{\rightarrow}^* = \frac{E + i\sqrt{4d_t^* - E^2}}{2d_t^*}, \quad d_t^* = (1 - \beta)(d - 1). \quad (15)$$

with the semi-circular density of states $\rho_{\rightarrow} = \text{Im } G_{\rightarrow}^*/\pi$.

The generalized KM distribution is given by the equation (11) for $\langle G_n^* \rangle = G^*$ with $k_n \simeq d^* = (1 - \beta)d$

$$G^* = \frac{1}{E + i\eta - d^* G_{\rightarrow}^*} = \frac{(d - 2)E + id\sqrt{4d_t^* - E^2}}{2[d^2(1 - \beta) - E^2]} . \quad (16)$$

This gives for the density of states ρ

$$\rho(E) = \frac{\text{Im } G^*}{\pi} = \frac{d\sqrt{4(d - 1)(1 - \beta) - E^2}}{2\pi[d^2(1 - \beta) - E^2]} \quad (17)$$

and the corresponding mobility edges E_{ME} at

$$E_{ME} = \pm\sqrt{4(d - 1)(1 - \beta)} . \quad (18)$$

Critical value β_c can be determined by the existence of a giant component in the graph of clean nodes. For arbitrary node degree distribution, the graph almost surely has a giant component if $\langle k^2 \rangle - 2\langle k \rangle > 0$ [68]. For distribution $p_d(k)$ (7) critical value β_c is

$$\beta_c(1 - \beta_c)d + (1 - \beta_c)^2 d^2 - 2(1 - \beta_c)d = 0 \rightarrow \beta_c = 1 - \frac{1}{d-1}. \quad (19)$$

Note that one can derive the same result from the standard KM density of states: the critical value β_c is defined as the percolation threshold $d_t^* = 1$ on the tree with the branching number d_t^* , Eq. (15), as the formation of the giant connected component is described by the equation (14) on the corresponding tree. If $\beta \leq \beta_c$, the graph of clean nodes has a giant connected component, and the wave functions on this component are delocalized. If $\beta > \beta_c$, the graph of clean nodes separates into disconnected components, the average size n of each of those is small compared to the network size, $n \ll N$. Localized eigenstates in Fig. 5(a) significantly below threshold appear due to the isolated pure nodes at $\lambda = 0$ and connected pairs of pure nodes at $\lambda = \pm 1$. Probably, it is these isolated clean nodes that lead to the deviations of DOS from Eq. (17) in Figs. 2(b) and 4(c), (d).

Note that the above problem might be similar to the one of the Erdős-Rényi graph, where some states can be localized even without disorder due to the fluctuating extensive node degree $d \sim (\ln N)^a$, $1 < a < 2$ [65–67]. Different approximation schemes were proposed for the analytically calculated density of states [69, 70].

The robustness of the delocalized states with respect to various perturbations, suggested in the literature [44, 45], is considered in Appendix B. There we focus on the non-Hermitian versions of RRG with the (partially) directed edges (see Appendix B.1), as well as the presence of the short cycles of length 3, which are usually almost absent in the RRG. The increase of the short-cycle number is achieved by a certain deformation of the distribution over all possible RRG by adding an exponential weight of the number of such cycles [22, 44], see Appendix B.2.

Both generalizations show that small perturbations do not break the presence of the extended states below the mobility edge and confirm the robustness of the above conclusions.

4 Duality in localization properties between sparse and dense RRG

The analytical derivations of the density of states for the delocalized states, Eq. (17), and the corresponding mobility-edge location, Eq. (18), should be valid for large enough disorder amplitudes $W \gg 1$, d and effective degrees of the graph of clean nodes, $d_t^*, d^* \gg 1$, Eq. (13), but for the corresponding values of the total vertex degree d of the graph, not limited from above.

However, the numerical simulations in Fig. 5(b) show that this is not the case for the dense RRG at large d , when $|N - d| \ll N$. In this case, the energy interval, where the states are delocalized and the mobility edge curve in the (d, β) -plane exists, is not determined by the large degree d , but instead by the node degree of the complementary graph, $d_c = N - d - 1 \ll N$. Indeed, the comparison of Fig. 5(a) and (b) shows that the width of this interval ΔE is

$$\Delta E = (1 - \beta) \min[d, (N - d - 1)] - 1 \quad (20)$$

that corresponds to the results of the complementary graph with $d_c = N - d - 1 \ll N$.

For the adjacency matrix, consisting of 0 and 1, and for the symmetric disorder distribution, the above mapping to the complementary graph can be straightforwardly understood via the rank-1 perturbation of the initial problem, see [71].

Indeed, using the eigenvalues E_n^0 and eigenvectors $|E_n^0\rangle$ of a certain realization of the problem on the standard (complementary) graph with the connectivity $d_c \ll N$ and the diagonal disorder ε_i , well-described by Eqs. (17) and (18), one can straightforwardly write the Hamiltonian of the dense model (with $d = N - d_c \simeq N$) as a complementary graph as follows

$$H = - \sum_n E_n^0 |E_n^0\rangle \langle E_n^0| + |1\rangle \langle 1| - I. \quad (21)$$

Here $\langle i|1\rangle = 1$ for all sites i and I is the identity matrix, as the vector $|1\rangle$ of ones is not normalized. Note that for any disorder realization on the initial (complementary) graph $\epsilon_{i,c}$, the effective disorder realization in the dense one changes its sign $\epsilon_i = -\epsilon_{i,c}$.

The peculiar property of the model with a large connectivity $d \simeq N$ is that the part $|1\rangle \langle 1|$, non-diagonal in the eigenstate basis of the initial sparse problem $\{|E_n^0\rangle\}$, is a rank-1 matrix, and therefore this dense model can be diagonalized using the simplest Bethe ansatz solution of the Richardson's model [72–76].

$$\sum_n \frac{|\langle E_n^0|1\rangle|^2}{E + E_n^0 + 1} = 1, \quad (22)$$

$$|E\rangle = C_E \sum_n \frac{\langle E_n^0|1\rangle}{E + E_n^0 + 1} |E_n^0\rangle, \quad (23)$$

$$C_E^{-2} = \sum_n \frac{|\langle E_n^0|1\rangle|^2}{(E + E_n^0 + 1)^2}. \quad (24)$$

From the literature [58, 75, 77–79] it is known that, as soon as $|\langle E_n^0|1\rangle|^2$ is more or less homogeneous versus n and $W \ll N$, all but one new eigenvalue, being the solutions of Eq. (22), $E = E_n$ (shifted by 1 in our case due to the presence of I in the equation) are located in between the old ones $-E_{N-n+1}^0 < E_n + 1 < -E_{N-n}^0$ and the eigenstates are power-law localized in the eigenbasis of the initial problem with the power-law exponent 2, $|\langle E_{N-n}^0|E_m\rangle|^2 \sim 1/|m - n|^2$. This property is related to the fact that for $W \ll d \sim N$ all but one of the eigenstates are nearly orthogonal to $|1\rangle$.

The only high-energy level (not shown in Fig. 5(b)), which is not orthogonal to $|1\rangle$, takes the large energy of the order of $E_N \sim N$. As soon as the diagonal disorder $W \ll N$, this vector is delocalized as $|E_N\rangle \simeq |1\rangle / \sqrt{N}$.

This immediately means that

- The width and the profile of the band are the same in the initial and complementary problems and controlled by the effective node degree $d_{\text{eff}} = \min(d, N - d - 1)$;
- The localization and fractal properties D_q are also the same, at least for $q > 1/2$, where the power-law localization tails are not important;
- The only difference appears at $W \ll N$, when there is the high-energy level at $E_N \simeq N$, while the bulk bandwidth is shifted by -1 (due to the same trace of both initial and complementary matrices).

All these properties have been numerically investigated in Fig. 5(b), please compare with the panel (a) to see the shift of energy by 1.

5 Conclusion

In this study, we have clarified the mechanism behind the robustness of the delocalized energy range at arbitrarily large disorder, found in [34]. The system involves coupled clean and dirty subsystems, and the delocalized region at the (d, β) -parameter plane corresponds to an effective problem solely on the clean nodes, with the renormalized RRG and tree degrees, at the large enough disorder. This result has been obtained analytically in the leading approximation in $1/W$ and at large but finite node degree, and confirmed numerically for sparse and extremely dense regimes. In addition, in Appendices, the effects of various perturbations of β -deformed RRG have been investigated as well.

The pattern of the appearance of the controllable mobility edge we have found provides additional insights for the account of the topologically protected modes of the interacting many-body systems in the Hilbert space framework. In this respect it would be of particular interest to generalize the effect of β -deformation to the many-body Hilbert space structures, like a hypercube graph in the quantum random energy model [80,81]. It is also interesting to consider a randomly distributed β parameter and the effects of the non-Hermitian diagonal disorder, which may lead to the localization enhancement [82–85], unlike the usual non-reciprocity [86]. If the RRG ensemble is considered as the discrete model for the 2d quantum gravity, the Anderson model corresponds to the massive field coupled to the fluctuating geometry. The case of the Anderson model on partially disordered RRG corresponds to the situation when there are zero modes of the field localized at some defects. It would be interesting to develop this framework further.

Acknowledgements

We thank A. Scardicchio for fruitful discussions. A.G. thanks Nordita and IHES where the parts of this work have been done for the hospitality and support.

Funding information I. M. K. acknowledges the support by the Russian Science Foundation, Grant No. 21-12-00409.

References

- [1] R. Abou-Chacra, D. Thouless and P. Anderson, *A selfconsistent theory of localization*, Journal of Physics C: Solid State Physics **6**(10), 1734 (1973), doi:10.1088/0022-3719/6/10/009.
- [2] B. L. Altshuler, Y. Gefen, A. Kamenev and L. S. Levitov, *Quasiparticle lifetime in a finite system: A nonperturbative approach*, Phys. Rev. Lett. **78**, 2803 (1997), doi:10.1103/PhysRevLett.78.2803.
- [3] A. D. Mirlin and Y. V. Fyodorov, *Localization transition in the anderson model on the bethe lattice: Spontaneous symmetry breaking and correlation functions*, Nuclear Physics B **366**(3), 507 (1991), doi:https://doi.org/10.1016/0550-3213(91)90028-V.
- [4] G. Biroli, A. C. Ribeiro-Teixeira and M. Tarzia, *Difference between level statistics, ergodicity and localization transitions on the Bethe lattice*, URL <https://arxiv.org/abs/1211.7334> (2012), 1211.7334.

- [5] G. Biroli and M. Tarzia, *Delocalized glassy dynamics and many-body localization*, Phys. Rev. B **96**, 201114(R) (2017), doi:10.1103/PhysRevB.96.201114.
- [6] G. Biroli and M. Tarzia, *Delocalization and ergodicity of the Anderson model on Bethe lattices*, URL <http://arxiv.org/abs/1810.07545> (2018), 1810.07545.
- [7] G. Biroli and M. Tarzia, *Anomalous dynamics on the ergodic side of the many-body localization transition and the glassy phase of directed polymers in random media*, Phys. Rev. B **102**, 064211 (2020), doi:10.1103/PhysRevB.102.064211.
- [8] A. De Luca, B. Altshuler, V. Kravtsov and A. Scardicchio, *Anderson localization on the Bethe lattice: Nonergodicity of extended states*, Phys. Rev. Lett. **113**(4), 046806 (2014), doi:10.1103/PhysRevLett.113.046806.
- [9] B. L. Altshuler, E. Cuevas, L. B. Ioffe and V. E. Kravtsov, *Nonergodic phases in strongly disordered random regular graphs*, Phys. Rev. Lett. **117**, 156601 (2016), doi:10.1103/PhysRevLett.117.156601.
- [10] B. L. Altshuler, L. B. Ioffe and V. E. Kravtsov, *Multifractal states in self-consistent theory of localization: analytical solution*, URL <http://arxiv.org/abs/1610.00758> (2016), 1610.00758.
- [11] V. E. Kravtsov, B. L. Altshuler and L. B. Ioffe, *Non-ergodic delocalized phase in Anderson model on Bethe lattice and regular graph*, Annals of Physics **389**, 148 (2018), doi:<https://doi.org/10.1016/j.aop.2017.12.009>.
- [12] I. García-Mata, O. Giraud, B. Georgeot, J. Martin, R. Dubertrand and G. Lemarié, *Scaling theory of the Anderson transition in random graphs: Ergodicity and universality*, Phys. Rev. Lett. **118**, 166801 (2017), doi:10.1103/PhysRevLett.118.166801.
- [13] I. García-Mata, J. Martin, R. Dubertrand, O. Giraud, B. Georgeot and G. Lemarié, *Two critical localization lengths in the Anderson transition on random graphs*, Phys. Rev. Research **2**, 012020 (2020), doi:10.1103/PhysRevResearch.2.012020.
- [14] I. García-Mata, J. Martin, O. Giraud, B. Georgeot, R. Dubertrand and G. Lemarié, *Critical properties of the Anderson transition on random graphs: Two-parameter scaling theory, kosterlitz-thouless type flow, and many-body localization*, Phys. Rev. B **106**, 214202 (2022), doi:10.1103/PhysRevB.106.214202.
- [15] G. Parisi, S. Pascazio, F. Pietracaprina, V. Ros and A. Scardicchio, *Anderson transition on the Bethe lattice: an approach with real energies*, Journal of Physics A: Mathematical and Theoretical **53**(1), 014003 (2019), doi:10.1088/1751-8121/ab56e8.
- [16] K. S. Tikhonov and A. D. Mirlin, *Fractality of wave functions on a Cayley tree: Difference between tree and locally treelike graph without boundary*, Phys. Rev. B **94**, 184203 (2016), doi:10.1103/PhysRevB.94.184203.
- [17] K. S. Tikhonov, A. D. Mirlin and M. A. Skvortsov, *Anderson localization and ergodicity on random regular graphs*, Phys. Rev. B **94**, 220203(R) (2016), doi:10.1103/PhysRevB.94.220203.
- [18] M. Sonner, K. S. Tikhonov and A. D. Mirlin, *Multifractality of wave functions on a Cayley tree: From root to leaves*, Phys. Rev. B **96**, 214204 (2017), doi:10.1103/PhysRevB.96.214204.

- [19] K. S. Tikhonov and A. D. Mirlin, *Statistics of eigenstates near the localization transition on random regular graphs*, Phys. Rev. B **99**, 024202 (2019), doi:10.1103/PhysRevB.99.024202.
- [20] K. S. Tikhonov and A. D. Mirlin, *Eigenstate correlations around many-body localization transition*, Phys. Rev. B **103**, 064204 (2021), doi:10.1103/PhysRevB.103.064204.
- [21] V. Avetisov, M. Hovhannisyan, A. Gorsky, S. Nechaev, M. Tamm and O. Valba, *Eigenvalue tunneling and decay of quenched random network*, Phys. Rev. E **94**, 062313 (2016), doi:10.1103/PhysRevE.94.062313.
- [22] V. Avetisov, A. Gorsky, S. Nechaev and O. Valba, *Localization and non-ergodicity in clustered random networks*, Journal of Complex Networks **8**(2), cnz026 (2019), doi:10.1093/comnet/cnz026, <https://academic.oup.com/comnet/article-pdf/8/2/cnz026/33543561/cnz026.pdf>.
- [23] O. Valba and A. Gorsky, *Interacting thermofield doubles and critical behavior in random regular graphs*, Phys. Rev. D **103**, 106013 (2021), doi:10.1103/PhysRevD.103.106013.
- [24] S. Bera, G. De Tomasi, I. M. Khaymovich and A. Scardicchio, *Return probability for the anderson model on the random regular graph*, Phys. Rev. B **98**, 134205 (2018), doi:10.1103/PhysRevB.98.134205.
- [25] G. De Tomasi, S. Bera, A. Scardicchio and I. M. Khaymovich, *Subdiffusion in the Anderson model on the random regular graph*, Phys. Rev. B **101**, 100201(R) (2020), doi:10.1103/PhysRevB.101.100201.
- [26] L. Colmenarez, D. J. Luitz, I. M. Khaymovich and G. De Tomasi, *Subdiffusive thouless time scaling in the Anderson model on random regular graphs*, Phys. Rev. B **105**, 174207 (2022), doi:10.1103/PhysRevB.105.174207.
- [27] V. E. Kravtsov, I. M. Khaymovich, B. L. Altshuler and L. B. Ioffe, *Localization transition on the random regular graph as an unstable tricritical point in a log-normal Rosenzweig-Porter random matrix ensemble*, URL <https://arxiv.org/abs/2002.02979> (2020), 2002.02979.
- [28] I. M. Khaymovich, V. E. Kravtsov, B. L. Altshuler and L. B. Ioffe, *Fragile ergodic phases in logarithmically-normal Rosenzweig-Porter model*, Phys. Rev. Research **2**, 043346 (2020), doi:10.1103/PhysRevResearch.2.043346.
- [29] I. M. Khaymovich and V. E. Kravtsov, *Dynamical phases in a “multifractal” Rosenzweig-Porter model*, SciPost Phys. **11**, 45 (2021), doi:10.21468/SciPostPhys.11.2.045.
- [30] J.-N. Herre, J. F. Karcher, K. S. Tikhonov and A. D. Mirlin, *Ergodicity-to-localization transition on random regular graphs with large connectivity and in many-body quantum dots*, Phys. Rev. B **108**, 014203 (2023), doi:10.1103/PhysRevB.108.014203.
- [31] M. Pino, *Scaling up the anderson transition in random-regular graphs*, Phys. Rev. Res. **2**, 042031 (2020), doi:10.1103/PhysRevResearch.2.042031.
- [32] C. Vanoni, B. L. Altshuler, V. E. Kravtsov and A. Scardicchio, *Renormalization group analysis of the Anderson model on random regular graphs*, URL <http://arxiv.org/abs/2306.14965> (2023), 2306.14965.

- [33] K. S. Tikhonov and A. D. Mirlin, *From Anderson localization on random regular graphs to many-body localization*, Annals of Physics p. 168525 (2021), doi:10.1016/j.aop.2021.168525.
- [34] O. Valba and A. Gorsky, *Mobility edge in the Anderson model on partially disordered random regular graphs*, JETP Letters **116**(6), 398 (2022), doi:10.1134/S0021364022601750.
- [35] M. Schecter and T. Iadecola, *Many-body spectral reflection symmetry and protected infinite-temperature degeneracy*, Phys. Rev. B **98**, 035139 (2018), doi:10.1103/PhysRevB.98.035139.
- [36] V. Karle, M. Serbyn and A. A. Michailidis, *Area-law entangled eigenstates from nullspaces of local hamiltonians*, Phys. Rev. Lett. **127**, 060602 (2021), doi:10.1103/PhysRevLett.127.060602.
- [37] C. J. Turner, A. A. Michailidis, D. A. Abanin, M. Serbyn and Z. Papić, *Quantum scarred eigenstates in a rydberg atom chain: Entanglement, breakdown of thermalization, and stability to perturbations*, Phys. Rev. B **98**, 155134 (2018), doi:10.1103/PhysRevB.98.155134.
- [38] C.-J. Lin and O. I. Motrunich, *Exact quantum many-body scar states in the rydberg-blockaded atom chain*, Phys. Rev. Lett. **122**, 173401 (2019), doi:10.1103/PhysRevLett.122.173401.
- [39] D. A. Huse, R. Nandkishore, F. Pietracaprina, V. Ros and A. Scardicchio, *Localized systems coupled to small baths: From anderson to zeno*, Phys. Rev. B **92**, 014203 (2015), doi:10.1103/PhysRevB.92.014203.
- [40] R. Nandkishore, *Many-body localization proximity effect*, Phys. Rev. B **92**, 245141 (2015), doi:10.1103/PhysRevB.92.245141.
- [41] K. Hyatt, J. R. Garrison, A. C. Potter and B. Bauer, *Many-body localization in the presence of a small bath*, Phys. Rev. B **95**, 035132 (2017), doi:10.1103/PhysRevB.95.035132.
- [42] J. Marino and R. M. Nandkishore, *Many-body localization proximity effects in platforms of coupled spins and bosons*, Phys. Rev. B **97**, 054201 (2018), doi:10.1103/PhysRevB.97.054201.
- [43] A. Rubio-Abadal, J.-y. Choi, J. Zeiher, S. Hollerith, J. Rui, I. Bloch and C. Gross, *Many-body delocalization in the presence of a quantum bath*, Phys. Rev. X **9**, 041014 (2019), doi:10.1103/PhysRevX.9.041014.
- [44] D. Kochergin, I. M. Khaymovich, O. Valba and A. Gorsky, *Anatomy of the fragmented hilbert space: Eigenvalue tunneling, quantum scars, and localization in the perturbed random regular graph*, Phys. Rev. B **108**, 094203 (2023), doi:10.1103/PhysRevB.108.094203.
- [45] D. Kochergin, V. Tiselko and A. Onuchin, *Localization transition in non-hermitian systems depending on reciprocity and hopping asymmetry*, URL <https://arxiv.org/abs/2310.03412>, 2310.03412.
- [46] C. Danieli, J. D. Bodyfelt and S. Flach, *Flat-band engineering of mobility edges*, Phys. Rev. B **91**, 235134 (2015), doi:10.1103/PhysRevB.91.235134.

- [47] A. Ahmed, A. Ramachandran, I. M. Khaymovich and A. Sharma, *Flat band based multifractality in the all-band-flat diamond chain*, Phys. Rev. B **106**, 205119 (2022), doi:10.1103/PhysRevB.106.205119.
- [48] S. Lee, A. Andreanov and S. Flach, *Critical-to-insulator transitions and fractality edges in perturbed flat bands*, Phys. Rev. B **107**, 014204 (2023), doi:10.1103/PhysRevB.107.014204.
- [49] Y. Wang, X. Xia, L. Zhang, H. Yao, S. Chen, J. You, Q. Zhou and X.-J. Liu, *One-dimensional quasiperiodic mosaic lattice with exact mobility edges*, Phys. Rev. Lett. **125**, 196604 (2020), doi:10.1103/PhysRevLett.125.196604.
- [50] J. Gao, I. M. Khaymovich, X.-W. Wang, Z.-S. Xu, A. Iovan, G. Krishna, A. V. Balatsky, V. Zwiller and A. W. Elshaari, *Experimental probe of multi-mobility edges in quasiperiodic mosaic lattices*, URL <https://arxiv.org/abs/2306.10829> (2023), 2306.10829.
- [51] J. D. Bodyfelt, D. Leykam, C. Danieli, X. Yu and S. Flach, *Flat-bands under correlated perturbations*, Phys. Rev. Lett. **113**, 236403 (2014), doi:10.1103/PhysRevLett.113.236403.
- [52] J. Biddle and S. Das Sarma, *Predicted mobility edges in one-dimensional incommensurate optical lattices: An exactly solvable model of anderson localization*, Phys. Rev. Lett. **104**, 070601 (2010), doi:10.1103/PhysRevLett.104.070601.
- [53] S. Ganeshan, J. H. Pixley and S. Das Sarma, *Nearest neighbor tight binding models with an exact mobility edge in one dimension*, Phys. Rev. Lett. **114**, 146601 (2015), doi:10.1103/PhysRevLett.114.146601.
- [54] M. Gonçalves, B. Amorim, E. V. Castro and P. Ribeiro, *Hidden dualities in 1D quasiperiodic lattice models*, SciPost Phys. **13**, 046 (2022), doi:10.21468/SciPostPhys.13.3.046.
- [55] T. Liu, X. Xia, S. Longhi and L. Sanchez-Palencia, *Anomalous mobility edges in one-dimensional quasiperiodic models*, SciPost Phys. **12**, 027 (2022), doi:10.21468/SciPostPhys.12.1.027.
- [56] M. Gonçalves, P. Ribeiro and I. M. Khaymovich, *Quasiperiodicity hinders ergodic floquet eigenstates*, doi:10.1103/PhysRevB.108.104201 (2023).
- [57] V. E. Kravtsov, I. M. Khaymovich, E. Cuevas and M. Amini, *A random matrix model with localization and ergodic transitions*, New J. Phys. **17**, 122002 (2015), doi:10.1088/1367-2630/17/12/122002.
- [58] P. A. Nosov, I. M. Khaymovich and V. E. Kravtsov, *Correlation-induced localization*, Physical Review B **99**(10), 104203 (2019), doi:10.1103/PhysRevB.99.104203.
- [59] M. Mehta, *Random Matrices*, ISSN. Elsevier Science, ISBN 9780080474113 (2004).
- [60] H. Kesten, *Symmetric random walks on groups*, Transactions of the American Mathematical Society **92**(2), 336 (1959), doi:10.1090/S0002-9947-1959-0109367-6.
- [61] B. D. McKay, *The expected eigenvalue distribution of a large regular graph*, Linear Algebra and its Applications **40**, 203 (1981), doi:[https://doi.org/10.1016/0024-3795\(81\)90150-6](https://doi.org/10.1016/0024-3795(81)90150-6).

- [62] F. L. Metz, G. Parisi and L. Leuzzi, *Finite-size corrections to the spectrum of regular random graphs: An analytical solution*, Physical Review E **90**(5) (2014), doi:10.1103/physreve.90.052109.
- [63] J. D. Silva and F. L. Metz, *Analytic solution of the resolvent equations for heterogeneous random graphs: spectral and localization properties*, Journal of Physics: Complexity **3**(4), 045012 (2022), doi:10.1088/2632-072X/aca9b1.
- [64] P. Sierant, M. Lewenstein and A. Scardicchio, *Universality in Anderson localization on random graphs with varying connectivity*, SciPost Phys. **15**, 045 (2023), doi:10.21468/SciPostPhys.15.2.045.
- [65] J. Alt, R. Ducatez and A. Knowles, *Delocalization transition for critical erdős-rényi graphs*, Communications in Mathematical Physics **388**(1), 507 (2021), doi:10.1007/s00220-021-04167-y.
- [66] J. Alt, R. Ducatez and A. Knowles, *Localized phase for the erdős-rényi graph*, doi:10.48550/arXiv.2305.16294, URL <https://arxiv.org/abs/2305.16294> (2023), 2305.16294.
- [67] M. Tarzia, *Fully localized and partially delocalized states in the tails of erdős-rényi graphs in the critical regime*, Phys. Rev. B **105**, 174201 (2022), doi:10.1103/PhysRevB.105.174201.
- [68] M. Molloy and B. Reed, *A critical point for random graphs with a given degree sequence*, Random Structures & Algorithms **6**(2-3), 161 (1995), doi:<https://doi.org/10.1002/rsa.3240060204>, <https://onlinelibrary.wiley.com/doi/pdf/10.1002/rsa.3240060204>.
- [69] G. Biroli and R. Monasson, *A single defect approximation for localized states on random lattices*, Journal of Physics A: Mathematical and General **32**(24), L255 (1999), doi:10.1088/0305-4470/32/24/101.
- [70] G. Semerjian and L. F. Cugliandolo, *Sparse random matrices: the eigenvalue spectrum revisited*, Journal of Physics A: Mathematical and General **35**(23), 4837 (2002), doi:10.1088/0305-4470/35/23/303.
- [71] E. Bogomolny, *Modification of the Porter-Thomas distribution by rank-one interaction*, Phys. Rev. Lett. **118**, 022501 (2017), doi:10.1103/PhysRevLett.118.022501.
- [72] R. Richardson, *A restricted class of exact eigenstates of the pairing-force Hamiltonian*, Phys. Lett. **3**(6), 277 (1963), doi:10.1016/0031-9163(63)90259-2.
- [73] R. Richardson and N. Sherman, *Exact eigenstates of the pairing-force Hamiltonian*, Nuclear Physics **52**, 221 (1964), doi:10.1016/0029-5582(64)90687-X.
- [74] A. Ossipov, *Anderson localization on a simplex*, J. Phys. A **46**, 105001 (2013), doi:10.1088/1751-8113/46/10/105001.
- [75] R. Modak, S. Mukerjee, E. A. Yuzbashyan and B. S. Shastry, *Integrals of motion for one-dimensional Anderson localized systems*, New J. Phys. **18**, 033010 (2016), doi:10.1088/1367-2630/18/3/033010.
- [76] M. C. Cambiaggio, A. M. F. Rivas and M. Saraceno, *Integrability of the pairing Hamiltonian*, Nuclear Physics A **624**(2), 157 (1997), doi:10.1016/S0375-9474(97)00418-1.

- [77] P. A. Nosov and I. M. Khaymovich, *Robustness of delocalization to the inclusion of soft constraints in long-range random models*, Phys. Rev. B **99**, 224208 (2019), doi:10.1103/PhysRevB.99.224208.
- [78] V. R. Motamarri, A. S. Gorsky and I. M. Khaymovich, *Localization and fractality in disordered Russian Doll model*, SciPost Phys. **13**, 117 (2022), doi:10.21468/SciPostPhys.13.5.117.
- [79] A. G. Kutlin and I. M. Khaymovich, *Emergent fractal phase in energy stratified random models*, SciPost Phys. **11**, 101 (2021), doi:10.21468/SciPostPhys.11.6.101.
- [80] C. R. Laumann, A. Pal and A. Scardicchio, *Many-body mobility edge in a mean-field quantum spin glass*, Phys. Rev. Lett. **113**, 200405 (2014), doi:10.1103/PhysRevLett.113.200405.
- [81] C. L. Baldwin, C. R. Laumann, A. Pal and A. Scardicchio, *The many-body localized phase of the quantum random energy model*, Phys. Rev. B **93**, 024202 (2016), doi:10.1103/PhysRevB.93.024202.
- [82] Y. Huang and B. I. Shklovskii, *Anderson transition in three-dimensional systems with non-Hermitian disorder*, Phys. Rev. B **101**, 014204 (2020), doi:10.1103/PhysRevB.101.014204.
- [83] Y. Huang and B. I. Shklovskii, *Spectral rigidity of non-Hermitian symmetric random matrices near the Anderson transition*, Phys. Rev. B **102**, 064212 (2020), doi:10.1103/PhysRevB.102.064212.
- [84] G. De Tomasi and I. M. Khaymovich, *Non-Hermitian Rosenzweig-Porter random-matrix ensemble: Obstruction to the fractal phase*, Phys. Rev. B **106**, 094204 (2022), doi:10.1103/PhysRevB.106.094204.
- [85] G. De Tomasi and I. M. Khaymovich, *Non-Hermiticity induces localization: Good and bad resonances in power-law random banded matrices*, Phys. Rev. B **108**, L180202 (2023), doi:10.1103/PhysRevB.108.L180202.
- [86] N. Hatano and D. R. Nelson, *Localization transitions in non-Hermitian quantum mechanics*, Phys. Rev. Lett. **77**, 570 (1996), doi:10.1103/PhysRevLett.77.570.

A Multifractal spectrum $f(\alpha)$ and fractal dimensions D_q

In this Appendix, we show the multifractal analysis for the spectrum of fractal dimensions, Figs. 7 and 8, and for the fractal dimensions, Figs. 9 and 10, on the RRG with $d = 3$ for two different values of β in the three distinct part of the spectrum, shown in Fig. 6.

For $\beta = 0.5$, smaller than a threshold value, Eq. (19), see Figs. 7, 9, the states in the bulk part of the spectrum, $|E| < E_{ME2}$ are delocalized at any available disorder amplitude ($f(0)$ stays significantly negative and $D_q > 0$). Unlike this, above the threshold value, $\beta = 0.75 > \beta_c$, see Figs. 8, 10, all the states tend to the localization eventually at large enough disorder. This confirms the main claims of the main text.

In addition, one can see some deviations from ergodicity in the delocalized parts (two rightmost rows in Figs. 7, 9), that may though be finite-size effects. Therefore, in the main text we don't claim any fractality or multifractality of these states, focusing on the localization (leftmost rows) versus the delocalization (the rest).

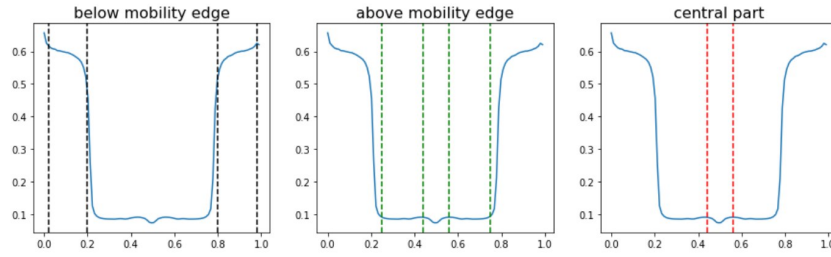


Figure 6: **The finite-size approximation of the fractal dimension, $D_q(N) = \ln [IPR(N)/IPR(2N)] / \ln [2]$, versus energy** for $W = 30$, $d = 3$, and $\beta = 0.5$, used to separate the energy windows for the next four figures: (left) below the mobility edge (localized states), $|E| > E_{ME1}$; (middle) above the mobility edge (delocalized states), $E_{ME2} \leq |E| \leq E_{ME1}$; (right) in the central (not fully ergodic) part, $|E| < E_{ME2}$.

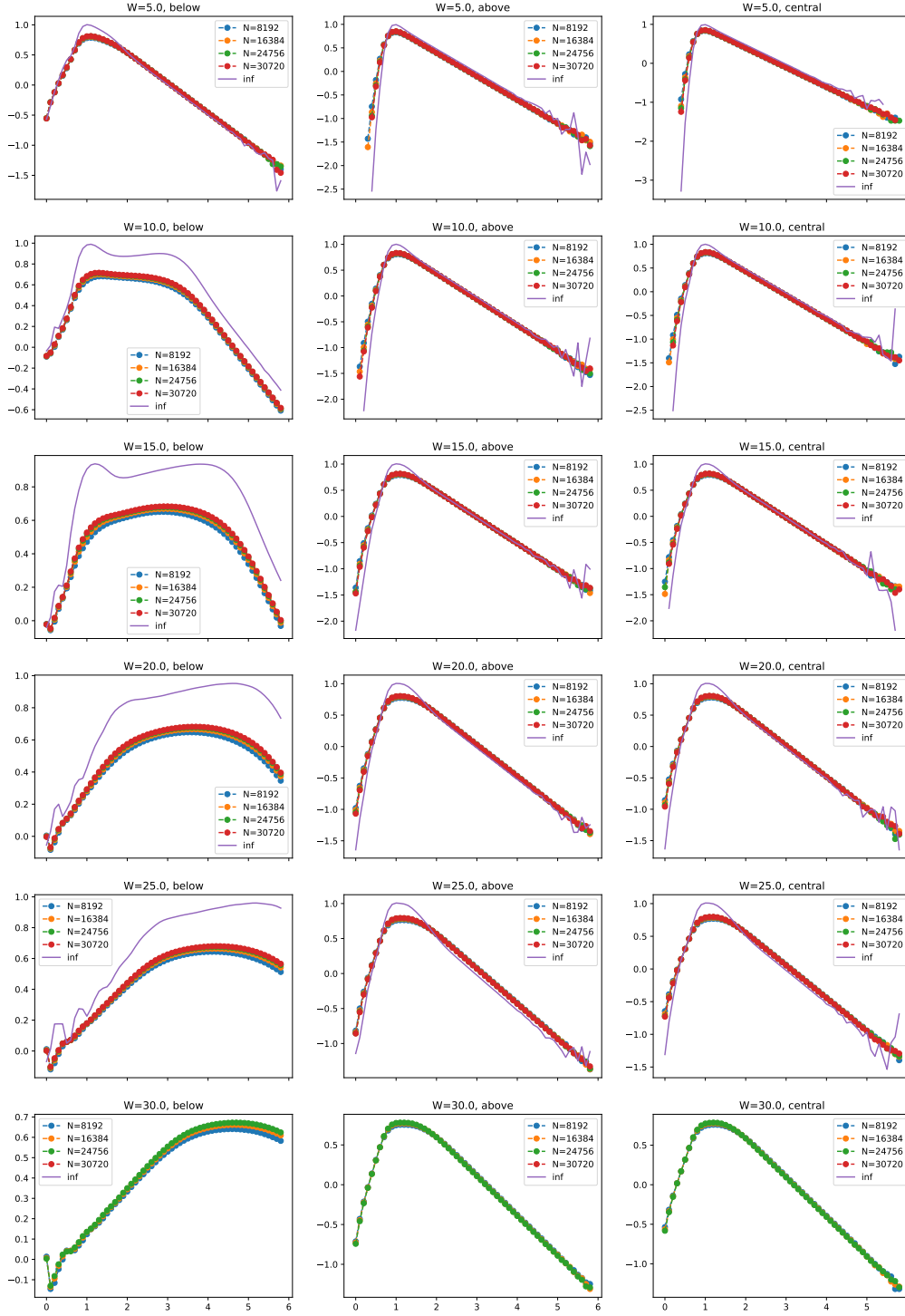


Figure 7: The spectrum of fractal dimensions $f(\alpha)$ for different disorder amplitudes W , $d = 3$, and $\beta = 0.5$ in different parts of spectrum (see Fig. 6): (left) below the mobility edge (localized states), $|E| > E_{ME1}$; (middle) above the mobility edge (delocalized states), $E_{ME2} \leq |E| \leq E_{ME1}$; (right) in the central (not fully ergodic) part, $|E| < E_{ME2}$. Colored symbols show finite-size data, while the solid purple line shows an extrapolated curve [8, 57, 58]. Panels show gradual localization of the states below the mobility edge (left) with increasing disorder W ($f(0)$ goes to 0), while both states above it and at the central part stay delocalized ($f(0)$ stays significantly negative).

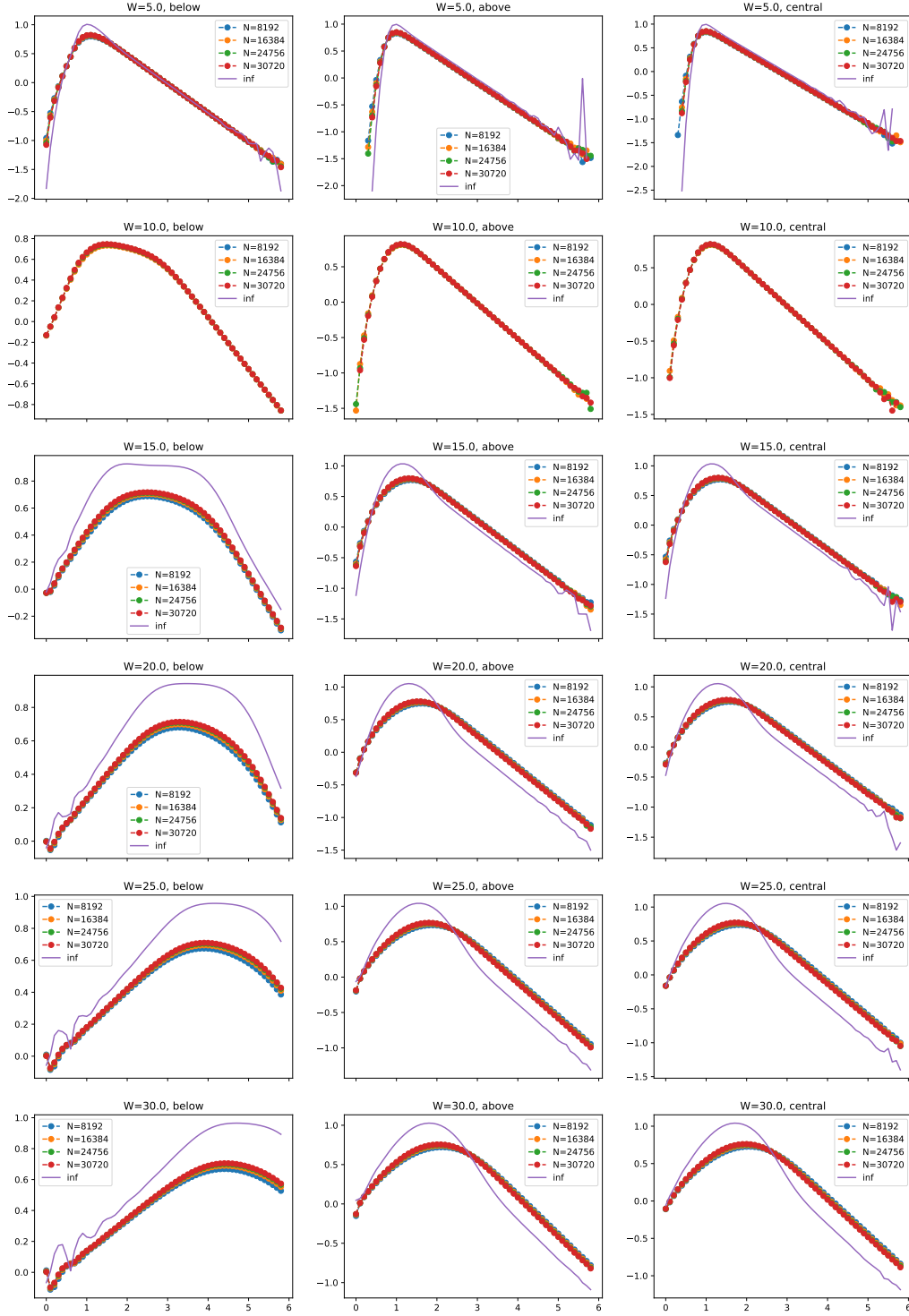


Figure 8: The spectrum of fractal dimensions $f(\alpha)$ for different disorder amplitudes W , $d = 3$, and $\beta = 0.75$ in different parts of spectrum (see Fig. 6): (left) below the mobility edge (localized states), $|E| > E_{ME1}$; (middle) above the mobility edge (delocalized states), $E_{ME2} \leq |E| \leq E_{ME1}$; (right) in the central (not fully ergodic) part, $|E| < E_{ME2}$. Colored symbols show finite-size data, while the solid purple line shows an extrapolated curve [8, 57, 58]. Panels show gradual localization of all the states with increasing disorder W , both below the mobility edge, above it, and at the central part as $\beta > \beta_c = 1 - (d - 1)^{-1}$, Eq. (19).

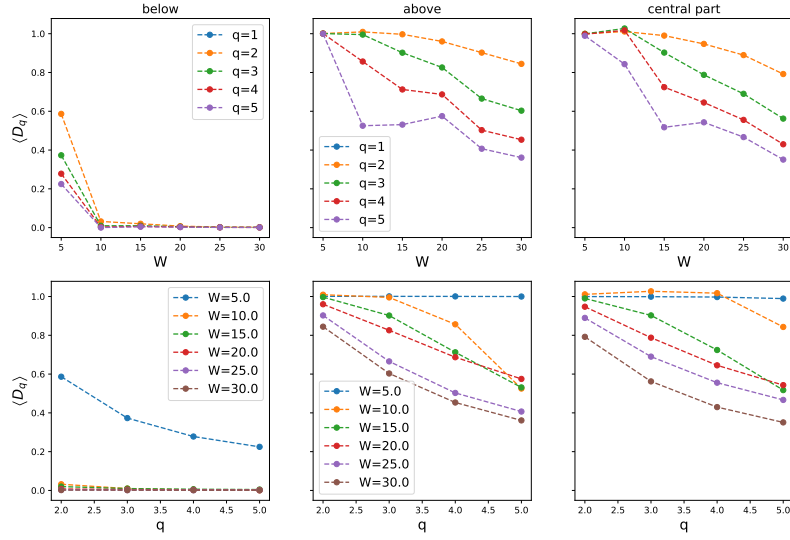


Figure 9: **Fractal dimensions D_q , extrapolated from the finite sizes of Fig. 7, (upper row) versus disorder for different q and (lower row) versus q for different disorder amplitudes W in the partially disordered RRG in different parts of spectrum (see Fig. 6): (left) below the mobility edge (localized states), $|E| > E_{ME1}$; (middle) above the mobility edge (delocalized states), $E_{ME2} \leq |E| \leq E_{ME1}$; (right) in the central (not fully ergodic) part, $|E| < E_{ME2}$. The fraction of disordered nodes is $\beta = 0.5$. Panels show gradual localization of the states below the mobility edge (left) with increasing disorder W (D_q goes to 0), while both states above it and at the central part stay delocalized ($D_q > 0$).**

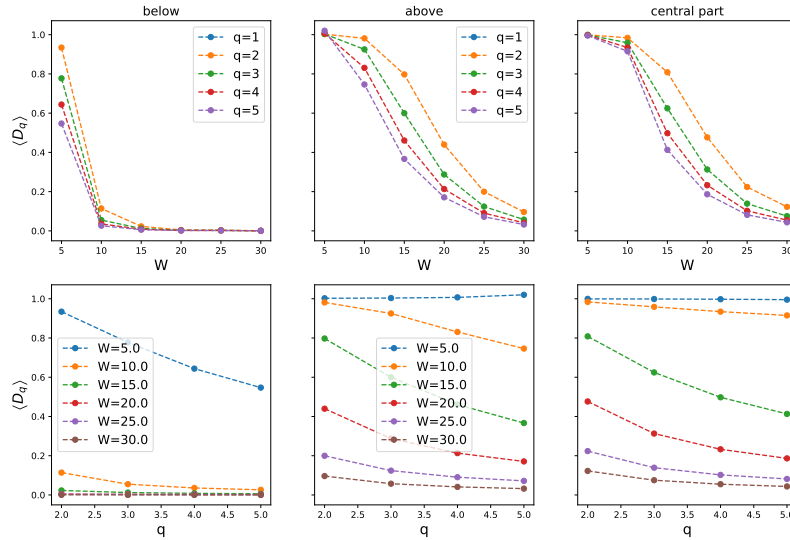


Figure 10: **Fractal dimensions D_q , extrapolated from the finite sizes of Fig. 8, (upper row) versus disorder for different q and (lower row) versus q for different disorder amplitudes W in the partially disordered RRG in different parts of spectrum (see Fig. 6): (left) below the mobility edge (localized states), $|E| > E_{ME1}$; (middle) above the mobility edge (delocalized states), $E_{ME2} \leq |E| \leq E_{ME1}$; (right) in the central (not fully ergodic) part, $|E| < E_{ME2}$. The fraction of disordered nodes is $\beta = 0.75$. Panels show gradual localization of all the states with increasing disorder W , both below the mobility edge, above it, and at the central part as $\beta > \beta_c = 1 - (d - 1)^{-1}$, Eq. (19).**

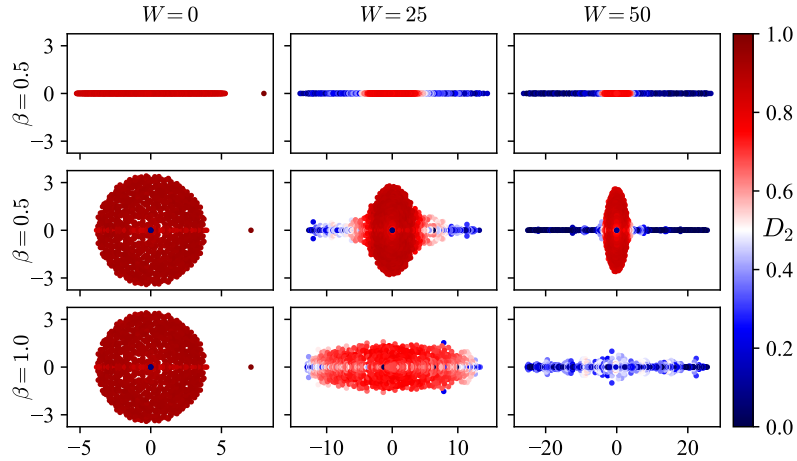


Figure 11: **Representative realizations of the complex-valued spectra in partially disordered and partially directed RRG** of the size $N = 1024$, with the connectivity $d = 8$ for different disorder strengths W and the fraction β of disordered nodes. Color coding corresponds to the fractal dimension D_2 of a product of left and right eigenvectors in a biorthogonal basis, $\langle \psi_i^L | \psi_j^R \rangle = \delta_{ij}$, for each point in the parameter space. The top row corresponds to an undirected Hermitian graph, $r = 1$, while the second and third ones – to the directed graphs, with the reciprocity parameter $r = 0.125$ determined as the fraction of bidirected connections to all connections. One can see that small non-Hermiticity does not break the existence of the mobility edge in the spectral central part along the real part of the energy.

B Further generalizations of the model

In this Appendix we consider various perturbations of the partially disordered RRG model to the directed non-reciprocal version of it [45], see Sec. B.1, and to the RRG, perturbed by the presence of short cycles of a length of 3 [22, 44], which are almost absent in the standard RRG case, see Sec. B.2. In the next two subsections we investigate numerically the localization and multifractal properties of these models.

B.1 Directed partially disordered RRG

In this section, we consider the localization in the Anderson model on a partially directed RRG with the non-Hermitian spectrum in the partially disordered case, dubbed the β -deformation of RRG. The two-parametric non-Hermitian model of RRG with standard disorder in full generality is presented in [45].

The model in [45] uses two parameters that correspond to reciprocity and hopping asymmetry. In this work only dependence on reciprocity $0 \leq r \leq 1$ is studied. A traditional way to define network reciprocity involves the ratio of the number of bidirectional connections to the number of bidirectional and unidirectional connections. We modify the RRG network as follows: with the probability r , we replace an undirected edge by two oppositely directed ones, with weights of 1 each. Otherwise, with probability $1 - r$, the undirected edge is changed to one directed in a random direction, with a weight of 2. Therefore, the total bandwidth of the link between connected nodes is constant and equal to 2. If $r = 0$ the graph becomes an oriented directed RRG graph, while at $r = 1$ the graph is equivalent to the standard undirected RRG. At certain ranges of parameters,

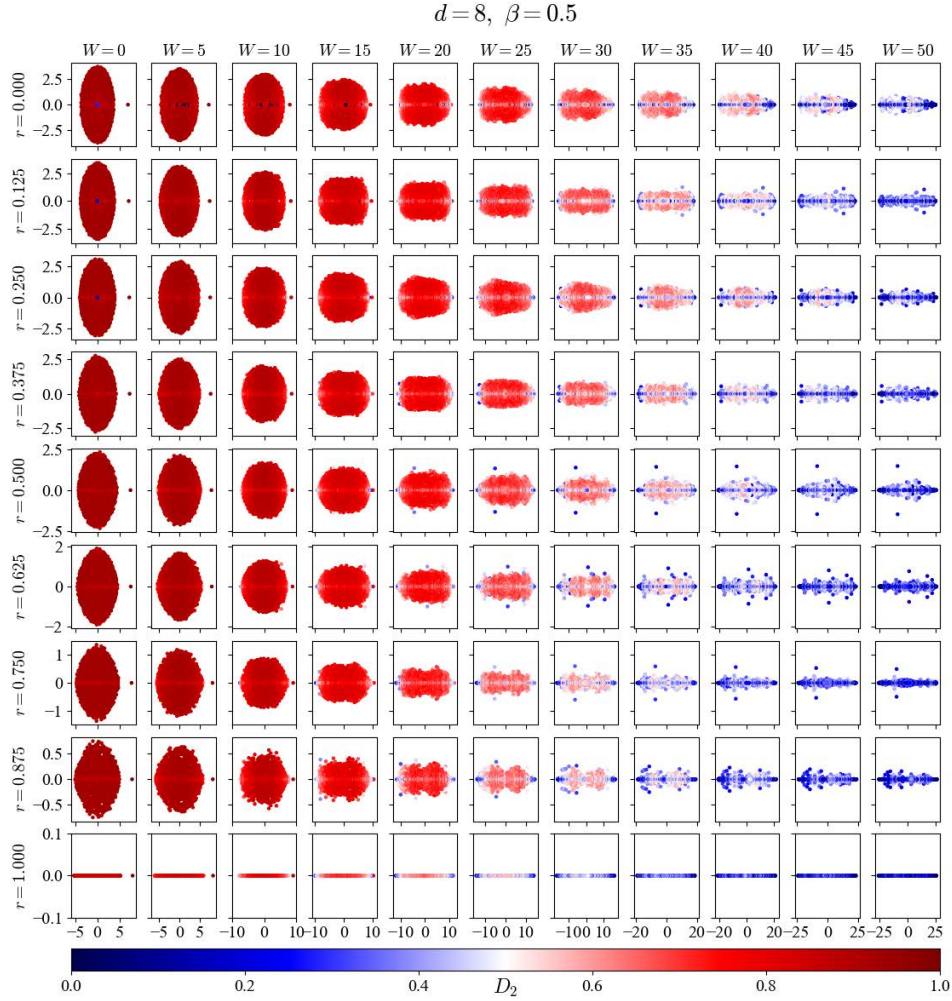


Figure 12: **Complex-valued spectra of the partially disordered and partially non-reciprocal RRG** with the node degree $d = 8$ for different reciprocity parameters r and disorder amplitudes W at the fraction of disordered nodes $\beta = 0.5$. Each plot is colored by the fractal dimension value D_2 . For all panels, diagonal disorder distribution has the same realization from the interval $[-1/2; 1/2]$, but multiplied by W .

this model has a tendency to become undiagonalizable due to the existence of exceptional points, see [45] for more details. To overcome the problem, small perturbation feedback $\epsilon = 2 \times 10^{-5}$ is added to unidirected edges.

The representative realizations of complex-valued spectra for RRG with the connectivity $d = 8$ for different r , W , and for $\beta = 0.5$ and $\beta = 1.0$ are shown in Fig. 11. All the points in these plots are colored by the value of the fractal dimension D_2 of a product of left and right eigenvectors in a biorthogonal basis, $\langle \psi_i^L | \psi_j^R \rangle = \delta_{ij}$. For more details, please see Fig. 12, 13.

Let us summarize the effects of competition of β and r parameters at large W .

- Instead of the mobility edge of the undirected case, $r = 1$, for $r < 1$, $\beta < 1$, we have the mobility curve in the complex plane. At $\beta = 0.5$ and large W , the spread of the imaginary parts of the delocalized states is independent of W . The imaginary part of the localized states at large W vanishes. The latter is natural as the diagonal

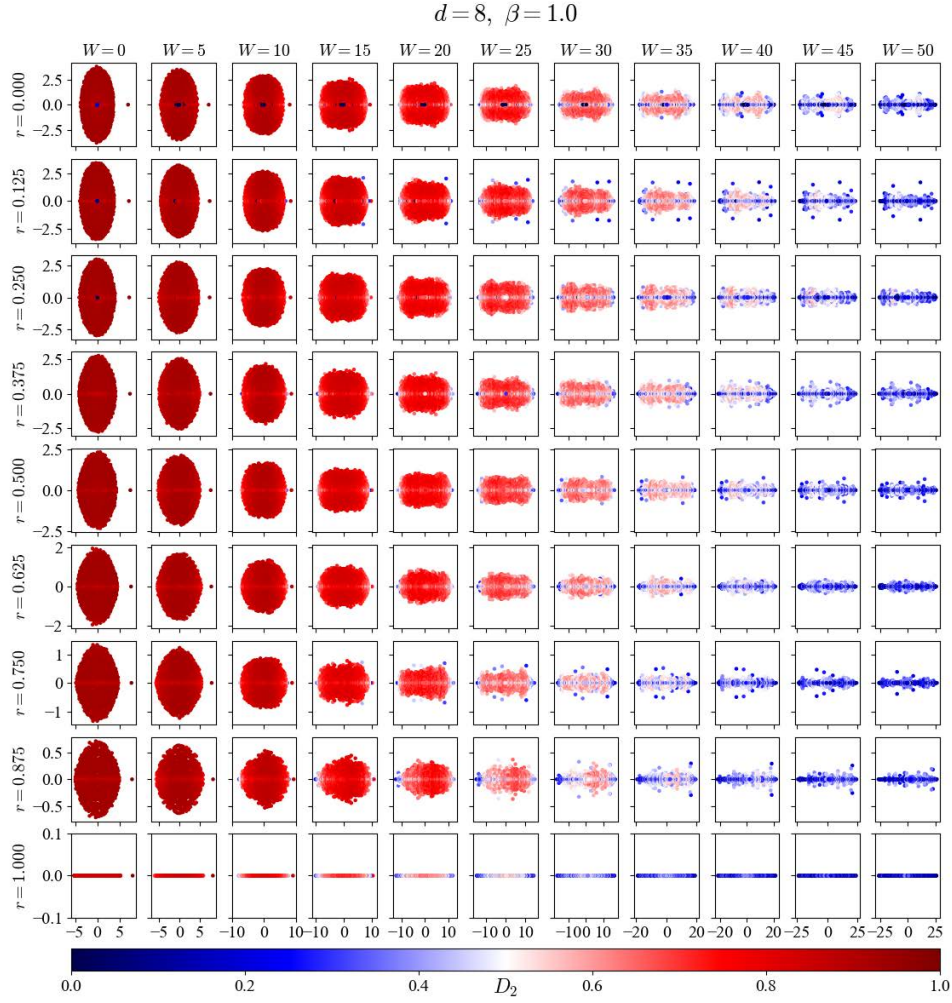


Figure 13: **Complex-valued spectra of the fully disordered ($\beta = 1$) and partially non-reciprocal RRG** with the node degree $d = 8$ for different reciprocity parameters r and disorder amplitudes W . Each plot is colored by the fractal dimension value D_2 . For all panels, diagonal disorder distribution has the same realization from the interval $[-1/2; 1/2]$, but multiplied by W .

disorder, which is dominant, is real, see [86].

- With the parameter r , the width of the delocalized region along the real axis varies in the same order as the initial model.
- At $r < 1$, $\beta < 1$, the non-reciprocity leads to the emergence of the island of the localized states inside the delocalized region. Similarly to [45], this island is related to the emergence of the topologically equivalent nodes (TEN) as well as the nodes with only incoming edges (node inflows). This localized island disappears at large enough r .

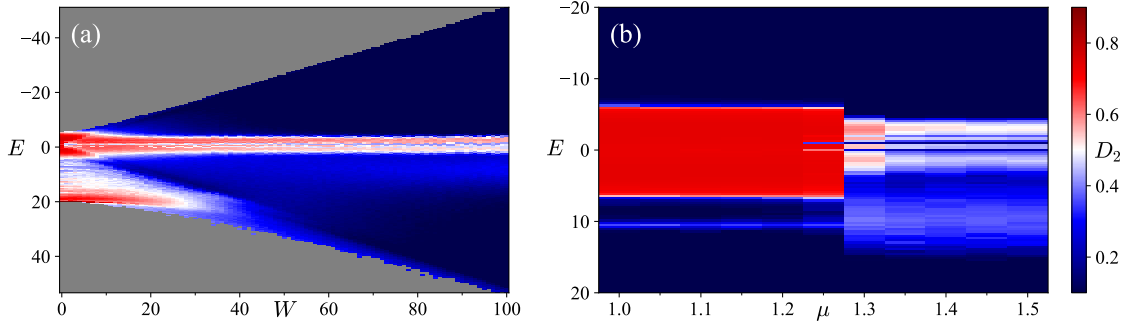


Figure 14: **Color plot of the fractal dimension D_2 across energy E and versus (a) disorder W or (b) chemical potential μ_3 of 3-cycles in the partially disordered RRG of the size $N = 1024$, with $\beta = 0.5$.** Panel (a) shows the clustered phase with $\mu_3 = 2$, while panel (b) corresponds to strong disorder $W = 1000$. Each point of a color plot is averaged over totally 100 structural and disorder realizations. From both panels, one can see that the mobility edge picture survives fully in the unclustered phase, $\mu_3 < 1.3$ and at least partially even in the clusterized one.

B.2 Effect of enhanced number of the 3-cycles

For completeness, let us consider the effect of the deformation of the RRG by a chemical potential μ_3 of the 3-cycles on the localization of the partially disordered RRG. We focus on the RRG ensemble, where the degrees of all nodes are fixed to d and the partition function is considered $Z(\mu_k) = \sum_{RRG} \exp(\sum_k \mu_k M_k)$, where M_k is the number of the length- k cycles in the graph without the back-tracking and μ_k are the chemical potentials counting the number of these k -cycles. Cycles of length k are paths on a graph with length k , where all edges are different and the start and end vertex are the same.

For the $\beta = 1$, some observations concerning the localization in μ_3 -deformed theory can be found in [22] and a thorough analysis that uncovered quite a rich phase structure has been performed in [44] for various system sizes N , node degrees d , and cycle lengths k , corresponding to μ_k . The number of 3-cycles can be derived from the graph adjacency matrix $M_3 \propto Tr A^3$. There are four different phases in (μ_3, d) parameter space: unclustered, $\mu_3 < \mu_{3,TEN}$, TEN-scarred, $\mu_{3,TEN} < \mu_3 < \mu_c$, and two clustered ones, $\mu_3 > \mu_c, \mu_{3,TEN}$: ideal and interacting ones. At leading terms in N , the above critical lines are given by $\mu_{3,TEN} \sim \frac{(d-2) \ln N}{(d-1)}$ and $\mu_c \sim \frac{3(d-2) \ln N}{d(d-1)}$, see [44] for more details.

Here we shall numerically consider some effects of the β -deformation in the μ_3 -deformed RRG. In Figure 14(a) we present the localization pattern for fractal dimension at $\beta = 0.5$ in the (W, E) -plane, while in Fig. 14(b) we show its behavior in the (μ_3, E) -plane.

Figure 14(b) shows the effect of μ_3 on the partially disordered RRG. At small $\mu_3 < \mu_c$ in the unclustered phase, both the dependence of D_2 on the parameters and the position remain the same as in Figure 1. At $\mu_3 > \mu_c$ (see Fig. 14(b) at $\mu_3 > 1.3$), the system undergoes the clusterization transition [44]. The W -dependence of D_2 changes, as shown in Fig. 14(a). The localization in the β -deformed RRG model occurs in each cluster separately. This effectively replaces N by $d + 1$ and suppresses D_q value in Fig. 14(b). In the clustered phase, the center of the continuous spectrum part shifts to -1 because the graph consists of dense clusters of triangles and narrows due to the change of DOS from KM distribution to triangular shape distribution, like in the diagonal disorder-free case.