

# Performance of Commercial Quantum Annealing Solvers for the Capacitated Vehicle Routing Problem

1<sup>st</sup> Salvatore Sinno  
School of Computing  
Newcastle University  
Newcastle, UK

S.Sinno2@newcastle.ac.uk

2<sup>nd</sup> Thomas Groß  
School of Computing  
Newcastle University  
Newcastle, UK

3<sup>rd</sup> Alan Mott  
Enterprise Computing Solutions  
Unisys UK Ltd  
Milton Keynes, UK

4<sup>th</sup> Arati Sahoo  
Enterprise Computing Solutions  
Unisys India Pvt.  
Bangalore, India

5<sup>th</sup> Deepak Honnalli  
Enterprise Computing Solutions  
Unisys India Pvt.  
Bangalore, India

6<sup>th</sup> Shruthi Thuravakkath  
Enterprise Computing Solutions  
Unisys India Pvt.  
Bangalore, India

7<sup>th</sup> Bhavika Bhalgamiya  
Enterprise Computing Solutions  
Unisys  
Pennsylvania, USA  
bhavika.bhalgamiya@unisys.com

**Abstract**—Quantum annealing (QA) is a heuristic search algorithm that can run on Adiabatic Quantum Computation (AQC) processors to solve combinatorial optimisation problems. Although theoretical studies and simulations on classic hardware have shown encouraging results, these analyses often assume that the computation occurs in adiabatically closed systems without environmental interference. This is not a realistic assumption for real systems; therefore, without extensive empirical measurements on real quantum platforms, theory-based predictions, simulations on classical hardware or limited tests do not accurately assess the current commercial capabilities. This study has assessed the quality of the solution provided by a commercial quantum annealing platform compared to known solutions for the Capacitated Vehicle Routing Problem (CVRP). The study has conducted extensive analysis over more than 30 hours of access to QA commercial platforms to investigate how the size of the problem and its complexity impact the solution accuracy and the time used to find a solution. Our results have found that the absolute error is between 0.12 and 0.55, and the quantum processor unit (QPU) time is between 30 and 46  $\mu$ s. Our results show that as the constraint density increases, the quality of the solution degrades. Therefore, more than the problem size, the model complexity plays a critical role, and practical applications should select formulations that minimise the constraint density.

**Index Terms**—quantum annealing, CVRP, quantum optimisation, D-Wave, CQM, QUBO

## I. INTRODUCTION

Quantum annealing (QA) [1] is a heuristic search algorithm that can run on an Adiabatic Quantum Computation (AQC) platform using quantum properties such as tunnelling, entanglement and superposition to solve combinatorial optimisation problems. Like Simulated Annealing (SA), QA uses a parameter called tunnelling coefficient ( $\Gamma$ ) to control the transversability of the solution landscape and the probability of taking an uphill step at each iteration. QA is emerging as a promising generic approach for tackling complex optimisation problems as recent advancements have made

this technology commercially available. Although theoretical studies and simulations on classic hardware (e.g. Path Integral Monte Carlo (PMIC)) have shown encouraging results, these analyses often assume that the computation occurs in adiabatically closed systems with no environmental interference. With this assumption, the algorithm is probabilistic and the Quantum Adiabatic Theorem may bind the trade-off between computation time and the probability that the system found an optimal solution. However, all real-world quantum computations occur in open systems, vulnerable to environmental noise that reduces the probability of finding a good solution and increases computation time. For these reasons, without extensive empirical measurements on real quantum platforms, theory-based predictions, simulations on classical hardware or limited tests do not provide a reliable assessment of the current commercial capabilities. This study assesses the quality of the solution provided by a commercial quantum annealing platform for the CVRP problem, a well-known logistic combinatorial optimisation problem. A well-known limitation of quantum computing is the problem size: it is, therefore, important to investigate how the complexity of the problem (size and constraint density) impacts the quality of the solution. This study considers many simulations (100 for each instance) over more than 30 hours of access to QA commercial platforms. The rest of the paper is organised as follows: Section II analyses previous studies using quantum annealing to solve the CVRP problem. Section III describes the aims of this analysis and the measures used. Section IV describes the method followed, outlining the business problem, the sample used, and the mathematical and QA models. Section V presents the results, and Section VI discusses them. Finally, Section VII concludes the paper with the final conclusions and suggestions for future work.

## II. RELATED WORK

Syrichas and Crispin [10] propose a simulated Quantum Annealing solver using Quantum Monte Carlo simulation and apply the model to large-scale benchmark datasets. They obtain optimal results by empirically manipulating the hyper-parameters of their model. This work simulates a quantum system through statistical computation, therefore, does not provide an assessment of the real system and the impact of quantum errors.

Borcinova [3] describes a flow-based formulation and a hybrid quantum annealing algorithm for solving the Vehicle Routing Problem (VRP) using quantum annealing. The model focuses on designing directly applicable algorithms to solve routing problems in actual companies. The author suggests that the flow base is superior to other approaches as it reduces the number of binary variables.

Borowski et al. [4] introduce a hybrid algorithm, DBCAN Solver and Solution Partitioning Solver (SPS), which uses quantum annealing to solve the VRP and the CVRP variant. Their experiments indicate that the hybrid method gives promising results and can find solutions of similar or even better quality than the tested classical algorithms. However, their results are limited to a few nodes.

Jain [5] shows how to solve the Travel Salesman Problem (TSP) problem by using an Ising Hamiltonian-based quantum annealer and transforming it in a quadratic unconstrained binary optimisation (QUBO) problem. They suggest that QA can only handle a minor problem (8 or fewer nodes), and even in these cases, the performance in terms of time and accuracy is subpar compared to the classical solver.

Salehi et al. [6] provide a detailed analysis of the Travelling Salesman Problem with Time Windows (TSPTW) in the context of solving it on a quantum computer. They introduce unconstrained quadratic binary optimisation and higher-order binary optimisation formulations of this problem. They demonstrate the advantage of edge-based and node-based formulation of the TSPTW problem.

Feld et al. [7] investigate different quantum-classic hybrid approaches to solve the CVRP and expose the difficulties in finding feasible solutions. They propose a hybrid method based on a 2-Phase-Heuristic to address these limitations. After running their simulations, they concluded that the critical step was to find an effective way to map the optimisation into the QUBO formulation.

The analysis of this literature suggests that:

1. QA simulated on classical hardware can solve large CVRP instances and find optimal solutions by empirically evolving the model hyper-parameters.
2. Previous studies using real quantum processors solve only small problems ( $\leq 8$  nodes), and even in this case, the results are subpar compared to the classical solver.
3. The quality of the solution depends on the effective way of mapping the problem to a suitable formulation for the quantum solver (QUBO formulation).

## III. AIM

This empirical work is organised around 4 questions:

1. What is the QA solver's accuracy for the CVRP problem over benchmark data sets?
2. How does the size (number of nodes and routes) impact the QA solver's accuracy?
3. How does the constraint density impact the accuracy?
4. How does the problem complexity impact the time the quantum processor unit uses?

To answer question 1, for each problem instance, we run 100 simulations, and we calculate the QA results accuracy using the Mean Absolute Percentage Error (MAPE)  $R$  calculated as follows:

$$R_n = \frac{1}{n} \sum_{k=0}^n \frac{|E_{QA}^k - E_{best}|}{E_{best}} \quad (1)$$

where:  $E_{best}$  is the best-known solution for the instance,  $E_{QA}^k$  is the QA result for the iteration  $k$  and  $R_n$  is the MAPE after  $n$  iterations.

With respect to question 2, we express the size of the problem expressed as the number of binary variables in the QUBO formulation and use this measure to investigate question 4 and analyse how it impacts the Quantum Process Unit (QPU) time.

Regarding question 3, we express the constraint density as the tightness of the sample expressed as the total demand divided by the vehicle capacity:

$$\tau = \frac{\sum_{i=0}^n d_i}{k \times Q} \quad (2)$$

where:  $d_i$  is the demand for the node  $i$ ,  $k$  is the number of trucks and  $Q$  is the capacity for each truck (we assume that each truck has the same capacity).

We use  $\tau$  to measure the model complexity.

## IV. METHOD

In Fig. 1 we provide an overview of the process of applying quantum annealing optimisation to the selected problem.

We followed these steps:

- Define the problem
- Collect the Data
- Define the mathematical model
- Translate the mathematical model into a QA model
- Run the QA code on the chosen platform
- Analyse the results

The following sections will provide details of these steps.

### A. The Business Problem

The CVRP is a variation of the well-known vehicle routing problem (VRP), one of the most studied NP-hard optimisation problems, and it is usually used as a benchmark for new algorithms and computing capabilities.

In the CVRP problem, the objective is to minimise the cost of deliveries across all customers and all routes, given that (constraints):

1. A node is visited only once

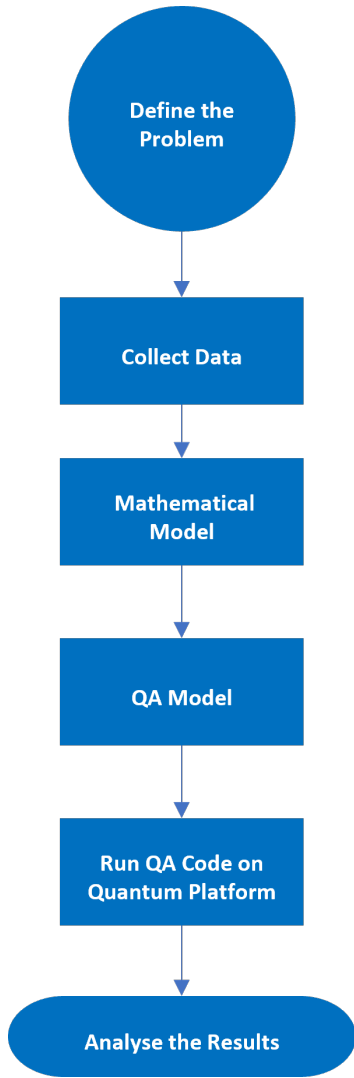


Fig. 1: Quantum Annealing Optimisation Process.

2. Each vehicle can leave the depot only once
3. Each vehicle starts and ends its route at the depot
4. Each customer's demand is indivisible, and each vehicle shall not exceed its maximum load capacity
5. No route is disconnected from the depot (i.e. sub-routing elimination)

We made the following simplifying assumptions:

1. All vehicles have the same capacity
2. All vehicles have the same cost per unit distance travelled
3. Demands, distances between nodes, and delivery costs are known.

### B. Sample

We have used the data set produced by Augera et al. [11], known as the A-series. The A-series is de facto benchmark dataset to assess solutions for the CVRP.

From Table I, the A-n32-k5 is the smallest instance, while the A-n80-k10 is the largest. The A-n60-k9 seats in the

TABLE I: A-CVRP Benchmark Dataset for CVRP (in bold the three instances investigated in this paper)

Problem Name	Total Nodes	Vehicles	$\tau$	Best Solution
<b>A-n32-k5</b>	<b>31</b>	<b>5</b>	<b>0.820</b>	<b>784</b>
A-n33-k5	32	5	0.948	661
A-n33-k6	32	6	0.901	742
A-n34-k5	33	5	0.920	778
A-n36-k5	35	5	0.884	799
A-n37-k5	36	5	0.814	669
A-n37-k6	36	6	0.950	949
A-n38-k5	37	5	0.967	730
A-n39-k5	38	5	0.950	822
A-n39-k6	38	6	0.876	831
A-n44-k6	43	6	0.950	937
A-n45-k6	44	6	1.050	944
A-n45-k7	44	7	0.950	1146
A-n46-k7	45	7	0.861	914
A-n48-k7	47	7	0.892	1073
A-n53-k7	52	7	0.948	1010
A-n54-k7	53	7	0.955	1167
A-n55-k9	54	9	0.932	1073
<b>A-n60-k9</b>	<b>59</b>	<b>9</b>	<b>0.921</b>	<b>1354</b>
A-n61-k9	60	9	0.983	1034
A-n62-k8	61	8	0.916	1288
A-n63-k9	62	9	0.970	1616
A-n63-k10	62	10	0.932	1314
A-n64-k9	63	9	0.942	1401
A-n65-k9	64	9	0.974	1174
A-n69-k9	68	9	0.938	1159
<b>A-n80-k10</b>	<b>79</b>	<b>10</b>	<b>0.948</b>	<b>1763</b>

middle of these two instances. We have, therefore, intensively investigated the following three instances:

- A-n32-k5: 32 nodes and 5 trucks.
- A-n60-k9: 60 nodes and 9 trucks
- A-n80-k10: 80 nodes and 10 trucks

### C. Mathematical Model

Following [3], we express the objective function as follows:

$$\text{Minimize } \sum_{r=1}^p \sum_{i=0}^n \sum_{j=0, i \neq j}^n C_{ij} x_{rij} \quad (3)$$

where  $C_{ij}$  is the distance (cost) between node  $i$  and node  $j$  and the binary variable  $x_{rij}$  is:

$$x_{rij} = \begin{cases} 1 & \text{if truck } r \text{ travels from } i \text{ to } j \\ 0 & \text{otherwise} \end{cases} \quad (4)$$

and  $p$  is the number of trucks,  $n$  is the number of cities (nodes) (including the depot (0)).

The following equation ensures that each node is visited only once by any truck:

$$\sum_{r=1}^p \sum_{i=0, i \neq j}^n x_{rij} = 1 \quad \forall j \in \{1, \dots, n\} \quad (5)$$

The following equation ensures that each vehicle visits the depot:

$$\sum_{j=1}^n x_{r0j} = 1 \quad \forall r \in \{1, \dots, p\} \quad (6)$$

Each vehicle has to start and end its route at the depot:

$$\sum_{i=0, i \neq j}^n x_{rij} = \sum_{i=0}^n x_{rji}, \forall j \in \{0, \dots, n\}, r \in \{1, \dots, p\} \quad (7)$$

The load carried by each vehicle should not exceed its capacity:

$$\sum_{i=0}^n \sum_{j=1, i \neq j}^n d_j x_{rij} \leq Q, \forall r \in \{1, \dots, p\} \quad (8)$$

where  $Q$  is the vehicle capacity.

The routes must be interconnected (i.e. no isolated loops): this constraint is called the "sub-routing elimination constraint" (SEC). Many SECs have been proposed.

One of the best-known is the Dantzig, Fulkerson and Johnson (DFJ) SEC formulation given by equation (9):

$$\sum_{r=1}^p \sum_{i \in S} \sum_{j \in S, i \neq j}^n x_{rij} \leq |S| - 1, \quad (9)$$

This formulation introduces  $2^n + 2n - 2$  equations and  $n(n-1)$  ancillary variables [13]. Other authors have developed alternative SEC formulations to reduce the number of constraints and ancillary variables. For an exhaustive analysis, see [17]. One of the most used is the Miller-Tucker-Zemlin (MTZ) SECs [13].

The MTZ SEC uses an extra variable  $u_i$  that gets a value for each node, except for the depot. If a vehicle drives from node  $i$  to node  $j$ , the value of  $u_j$  has to be bigger than the value of  $u_i$ .

The mathematical formulation of the MTZ SEC is as follows:

$$u_j - u_i \geq q_j - Q(1 - x_{ijk}) \forall i, j \in V \setminus \{1\} \quad i \neq j \quad (10)$$

$$q_i \leq u_i \leq Q \forall i \in V \setminus \{1\} \quad (11)$$

If vehicle  $k$  drives from node  $i$  to node  $j$ ,  $x_{ijk} = 0$ , and constraint 10 can be written to  $u_j \geq u_i + q_j$ . This ensures that the value of  $u_j$  is at least  $q_j$  more than  $u_i$ . So, the value of  $u_j$  is greater than the value of  $u_i$ .

The MTZ SEC introduces  $n^2 - n + 2$  constraints,  $n(n-1)$  0-1 variables, and  $(n-1)$  continuous variables.

TABLE II: Size comparisons for DFJ and MTZ sub-tour elimination formulations.

Formulation	Variables	Constraints	Constraints for n=20
DFJ	$O(n^2)$	$O(2^n)$	$2^n=1,048,576$
MTZ	$O(n^2)$	$O(n^2)$	$n^2=400$

Table II compares the MTZ and DFJ SEC formulations and shows that MTZ's approach adds a polynomial number of constraints, while DFJ's approach introduces an exponential number of constraints [13]. For this reason, the MTZ SEC formulation has been adopted.

#### D. QA Model

Any given NP-hard problem instance can be translated into an Ising Model (IM) instance with no more than a polynomial expansion in problem size. Any Ising Model instance of  $n$  variables can be minor-embedded onto a quantum annealing graph using  $O(n^2)$  qubits in the worst case. In essence, quantum annealing processors are designed to solve objective functions expressed as Ising Model (IM). It is easy to prove that the Ising formulation is equivalent to a Quadratic Unconstrained Binary Optimisation (QUBO) formulation, given a simple variable substitution  $\{-1,1\}$  (IM) into  $\{0,1\}$  (QUBO) [8]. For this association with the Ising problem, the QUBO model has emerged as an underpinning of quantum annealing and lies at the heart of experimentation with quantum computers.

This section briefly introduces the generic QUBO formulation and how it is adapted to include constraints.

Let's consider the optimisation problem:

$$\text{Minimise } y = -3x_1 - 5x_2 + 2x_1x_2 \quad (12)$$

where the variables  $x_i$  are binary 0,1.

The above function is quadratic in binary variables with a linear part  $-3x_1 -5x_2$  and a quadratic part  $2x_1x_2$ .

As  $x_i$  are binary,  $x_i = x_i^2$ , the linear part can be written as  $-3x_1^2 -5x_2^2$ .

We can rewrite the model using matrices. Let's consider the optimisation problem:

$$\text{Minimise } y = (x_1 \ x_2) \begin{bmatrix} -3 & 2 \\ 0 & -5 \end{bmatrix} \begin{bmatrix} x_1 \\ x_2 \end{bmatrix} \quad (13)$$

The matrix notation of this can be written as  $\text{Minimise } y = \mathbf{x}^T Q \mathbf{x}$ , where  $\mathbf{x}$  is a column vector of binary variables.

The coefficients of the original linear terms appear on the main diagonal of the  $Q$  matrix.

From a mathematical point of view, the problem's constraints are inequalities that the solution must respect. By default, the QUBO formulation does not allow constraints. To include constraints, we need to rewrite them as quadratic equations and introduce them as penalties that influence the value of the objective function.

Penalties are formulated to have zero value for feasible solutions and a positive amount for invalid solutions. For inequalities, slack variables transform them into equalities. Each penalty should be multiplied by a positive constant to have a comparable magnitude with the objective function; we denote these constants with  $P$  (called the Lagrange multiplier).

For example, assuming that one constraint is:

$$x_1 + x_2 = 1 \quad (14)$$

Such constraints can be formulated as follows:

$$P * (x_1 + x_2 - 1)^2 \quad (15)$$

The objective function becomes:

$$\text{Minimise } y = -3x_1 - 5x_2 + 2x_1x_2 + P * (x_1 + x_2 - 1)^2 \quad (16)$$

Expanding the constraint and considering  $x_i = x_i^2$

$$Q = \begin{bmatrix} -3 & 2 \\ 0 & -5 \end{bmatrix} + P \begin{bmatrix} -1 & 2 \\ 0 & -1 \end{bmatrix} \quad (17)$$

Constraints expressed as inequalities need slack variables. For example:

$$2x_1 + 3x_2 \leq C \quad (18)$$

where  $C$  is a positive quantity. Can be expressed as:

$$P * \left( 2x_1 + 3x_2 - C + \sum_{k=0}^{r_u} 2^k v_k \right)^2 \quad (19)$$

Where  $v_k \in [0, 1]$  is the slack variable and  $r_u$  is such that:

$$C \approx \sum_{k=0}^{r_u} 2^k v_k \quad (20)$$

From this analysis, we conclude that:

1) The number of model parameters (also called the Lagrange multipliers) increases as the number of constraints increases

2) The introduction of inequalities introduced additional slack variables that consume physical resources on the quantum platform

As we don't know the value of the Lagrange variable before running the model, we have to run multiple simulations to find the suitable range for these coefficients empirically.

#### E. Run on Quantum Platform

D-Wave has developed and commercialised quantum annealing processor units designed to solve Ising Models. Their hardware can be programmed via low-level Quantum Machine Instruction or a standard set of Internet APIs based on RESTful service. Client libraries are available in many programming languages, including Python SDK [2]. We have used the Python SDK to access the system as a cloud resource over the Internet. In our simulations, we have used the D-Wave Leap hybrid quantum solver: this service can be used to submit an arbitrary quadratic model. In November 2022, D-Wave introduced a new model called Constrained Quadratic Model (CQM) [2]. CQM can be used for problems with binary and integer variables and one or more constraints. In contrast to previous hybrid solvers, which required that any problem constraints be modelled as a penalty model in the objective function, the CQM solver natively supports equality and inequality constraints through symbolic maths. As the CQM is a new solver, no empirical studies have analysed its performance to the best of our knowledge.

### V. RESULTS

We consider solution statistics aggregated over 100 distinct run per instance, and we calculate the quantum solution accuracy as MAPE index as described in section III. Fig. 2 shows the MAPE for the three instances. We evaluate the absolute error, defined as:

$$AE_n = \frac{|E_{QA}^n - E_{best}|}{E_{best}} \quad (21)$$

where:  $E_{best}$  is the best-known cost for the instance reported in the CVRP library <http://vrp.atd-lab.inf.puc-rio.br/lib>,  $E_{QA}^n$  is the QA result for the iteration  $n$ . Fig. 3 shows the  $AE_n$  for the three instances.

Table III summarises the QPU time in  $\mu s$  and shows that the average execution time on the QPU is similar for the three problems. For each problem, the standard deviation for the QPU time is small: the QPU time ranges from  $\mu s$  32 for the A-n32-k5 to  $\mu s$  48 for the A-n80-k10 sample.

TABLE III: QPU time.

Time ( $\mu s$ )	A-n32-k5	A-n60-k9	A-n80-k10
Avg QPU time	32	48	48
Std. Dev. QPU time	0.8	0.6	0.5

TABLE IV: Model Results.

	A-n32-k5	A-n60-k9	A-n80-k10
Best Known Solution	784	1354	1763
QA Best Solution	972	1843	2522
QA Worst Solution	1529	2104	2790
QA Average	1085	1949	2660
QA Std. Dev.	124	58	63
MAPE (100)	0.36	0.43	0.51
Min QPU time ( $\mu s$ )	30	45	46

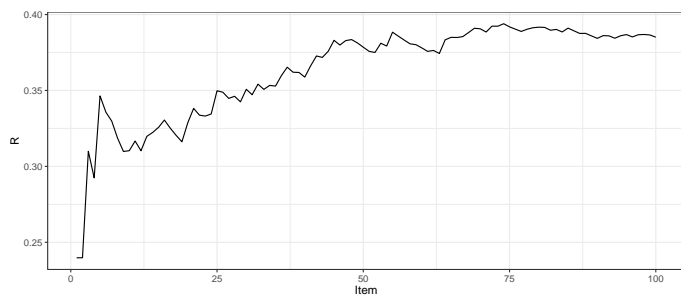
TABLE V: Models Density.

Input	#CQM Variables	#CQM Constraints	#CQM Biases	$\tau$
A-n32-k5	5115	4851	38750	0.820
A-n60-k9	32391	31415	251694	0.921
A-n80-k10	63990	62519	500860	0.941

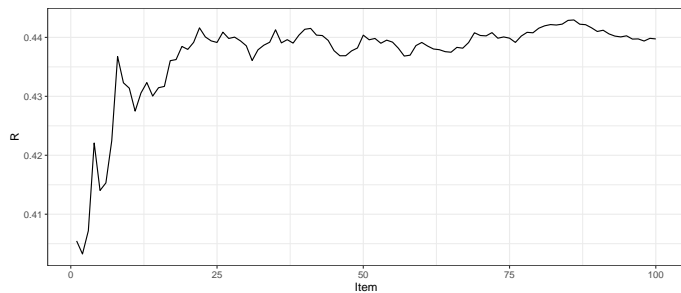
### VI. DISCUSSION

Although NP-hard problems expressed in QUBO formulation can be solved using QA, it is challenging to develop an efficient model because the QA solver's performance depends critically on the problem's complexity and size. The QUBO model generally becomes cumbersome as the number of variables and constraints grows.

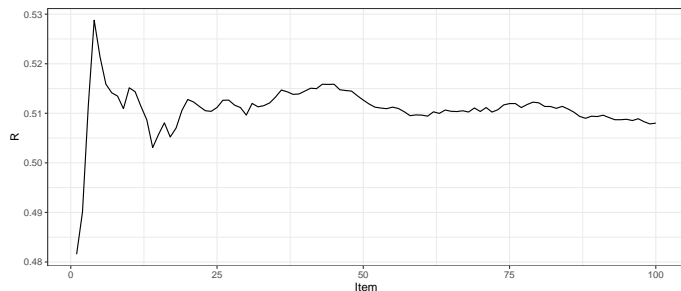
For the A-n32-k5 problem, the MAPE increases during the first 75 simulations (Fig. 2a) when it stabilises around 0.36. The MAPE for the A-n60-k9 (Fig. 2b) stabilises earlier (after about 50 iterations) and has a value of 0.43. This is the same for the A-n80-k10 (Fig. 2c), with a value of 0.51 after 50 runs. Table IV also shows that the standard deviation of the QA solutions decreases as the problem size increases. The absolute error densities error (Fig. 4) show that for the smaller problem (A-n32-k5), the solver is more likely to find the best solution (closer to the optimal) and shows a Pareto distribution, while as the size of the model increases, the results tend to concentrate around the average exhibiting a Gaussian distribution. The size of the problem for the range considered (from  $\approx 5,000$  to  $\approx 63,000$  binary



(a) A-n32-k5

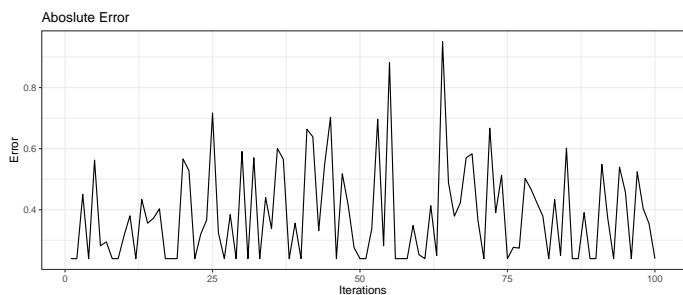


(b) A-n60-k9

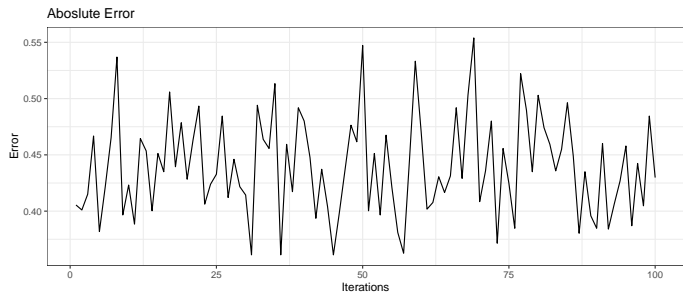


(c) A-n80-k10

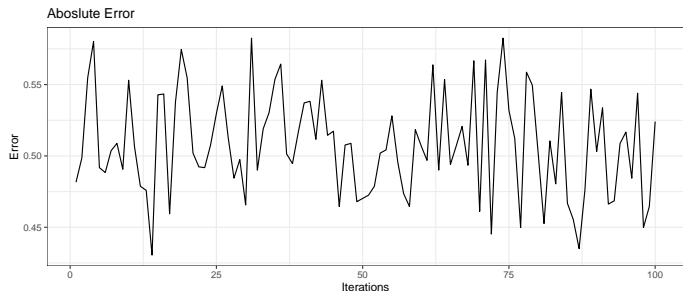
Fig. 2: MAPE



(a) A-n32-k5



(b) A-n60-k9



(c) A-n80-k10

Fig. 3: Absolute Error

variables) does not impact the QPU time, and the variation between simulations is small.

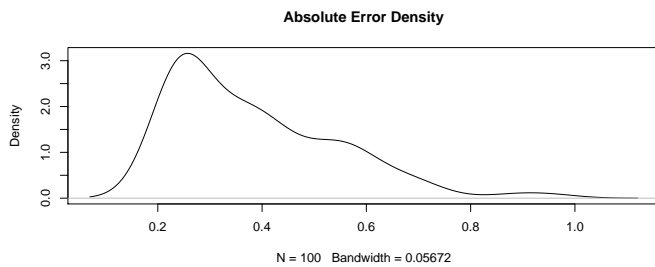
#### A. Limitations and Future Work

Although the new D-Wave CQM solver removes the need for the manual definition of slack variables while allowing the modelling of complex quadratic constraints (e.g., the DTM sub-routing approach defines constraints that are not linear), it remains a black box approach, and the user has less control on the hyperparameters to control the execution. It is worth noting that the QA does not guarantee the best solution. The solution's quality deteriorates as the problem's complexity increases. A way to address this limitation for future work is to split the problem into two phases, a clustering phase and a TSP solution for each cluster.

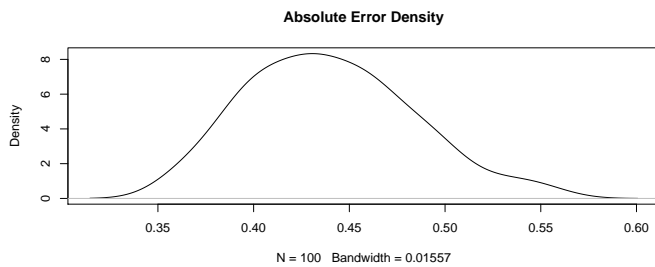
## VII. CONCLUSIONS

In this paper, we used the D-Wave CQM solver to run multiple simulations for the CVRP problem and compared the results against known optimal solutions for three datasets. The

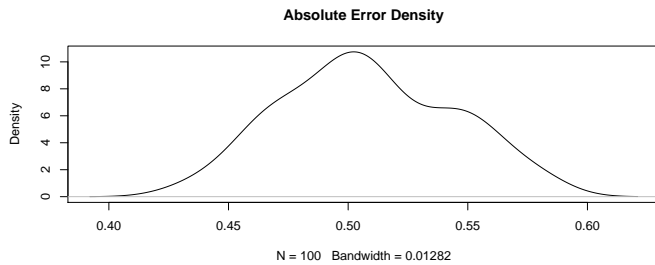
CQM solver offers some benefits as it allows for expressing objective functions using a combination of different types of variables. It also helps express constraints using intuitive symbolic algebraic notation. The direct QUBO formulation could not find any feasible solution as the number of nodes moved above 15 nodes and 3 trucks, this is consistent with other studies. As the constraints add penalty terms to the Hamiltonian of the problem, the model consumes increasing resources while also restricting the dynamic range of the interactions between nodes. We conducted extensive simulations for each problem (more than 100 per problem) and calculated the aggregated MAPE and time to execute. The MAPE index estimates how good the actual quantum solution is compared to the "optimal" solution. Our results show that we must be careful about formulating the problem and especially the constraints equations: the formulation with the least number of constraints has to be preferred to other models.



(a) A-n32-k5



(b) A-n60-k9



(c) A-n80-k10

Fig. 4: Error Density

## REFERENCES

- [1] Farhi, Edward, Jeffrey Goldstone, Sam Gutmann and Michael Sipser. "Quantum Computation by Adiabatic Evolution." arXiv: Quantum Physics (2000)
- [2] D-Wave (2022), "Hybrid-solvers-for-quadratic-optimization." [https://www.dwavesys.com/media/rldh2ghw/14-1055a-a\\_hybrid\\_solver\\_for\\_constrained\\_quadratic\\_models.pdf](https://www.dwavesys.com/media/rldh2ghw/14-1055a-a_hybrid_solver_for_constrained_quadratic_models.pdf)
- [3] Borcinova, Zuzana. (2017). Two models of the capacitated vehicle routing problem. *Croatian Operational Research Review*. 8. 463-469. 10.17535/corr.2017.0029
- [4] KMichale Borowski et al., "New Hybrid Quantum Annealing Algorithm for Solving Vehicle Routing Problem", Springer Nature, 2020
- [5] Siddharth Jain, "Solving the Travelling Salesman Problem on the D-Wave Quantum Computer", *Frontiers in Physics* 12 November 21
- [6] Ozlem Salehi Unconstrained Binary Models of the Travelling Salesman Problem Variants for Quantum Optimization
- [7] Sebastian Feld, "A Hybrid Solution Method for the Capacitated Vehicle Routing Problem Using a Quantum Annealer", *Frontier of ITC* 25 June 2019
- [8] Andrews Lucas Ising Formulation of many NP Problems, *Frontiers in Physics*, 12 February 2014
- [9] Jan H. M. Korst, Emile H. L. Aarts, "Combinatorial Optimization on a Boltzmann Machine", Academic Press 1989

- [10] A. Syrichas, A. Crispon "Large-scale vehicle routing problems: Quantum Annealing, tuning and results" *Computer and Operations Research* 87 (2017),52-62. <https://doi.org/10.1016/j.cor.2017.05.014>
- [11] Augerat, P, Naddef, D, Belenguer, J M, Benavent, E, Corberan, A, and Rinaldi, G. 1995. "Computational results with a branch and cut code for the capacitated vehicle routing problem."
- [12] D-Wave Ocean Software Documentation — Ocean Documentation 6.1.1 documentation (dwavesys.com)
- [13] Bazrafshan, Ramin, Sarfaraz Hashemkhani Zolfani, and S. Mohammad J. Mirzapour Al-e-Hashem. 2021. "Comparison of the Sub-Tour Elimination Methods for the Asymmetric Traveling Salesman Problem Applying the SECA Method" *Axioms* 10, no. 1: 19. <https://doi.org/10.3390/axioms10010019>
- [14] Augerat, P, Naddef, D, Belenguer, J M, Benavent, E, Corberan, A, and Rinaldi, G. 1995. "Computational results with a branch and cut code for the capacitated vehicle routing problem."
- [15] ADantzig, G. and Ramser, J. (1959) The Truck Dispatching Problem. *Management Science*, 6, 80-91. <http://dx.doi.org/10.1287/mnsc.6.1.80>
- [16] Tadashi, K. and Hidetoshi N. (1998) Quantum annealing in the transverse Ising model. *Physical Review E*, 58,5,5355-5363
- [17] Oncan, T. and Altinel, K. and Laporte, G. (2009) A comparative analysis of several asymmetric travelling salesman problem formulations. *Computers & Operations Research* 36,03,637-654. <https://doi.org/10.1016/j.cor.2007.11.008>
- [18] McGeoch, C. C. (2014) *Adiabatic Quantum Computation and Quantum Annealing*. Morgan & Claypool Publishers, ISBN: 9781627053358