

Some gradient theories in linear visco-elastodynamics towards dispersion and attenuation of waves in relation to large-strain models

Tomáš Roubíček

Abstract. Various spatial-gradient extensions of standard viscoelastic rheologies of the Kelvin-Voigt, Maxwell's, and Jeffreys' types are analyzed in linear one-dimensional situations as far as the propagation of waves and their dispersion and attenuation. These gradient extensions are then presented in the large-strain nonlinear variants where they are sometimes used rather for purely analytical reasons either in the Lagrangian or the Eulerian formulations without realizing this wave-propagation context. The interconnection between these two modeling aspects is thus revealed in particular selected cases.

AMS Subject Classification. 35Q74, 74A30, 74B20, 74J05, 76N30.

Keywords. visco-elastic rheology, nonsimple-material models, spatial gradients, wave propagation, Kramers-Kronig relations, dispersion, attenuation/absorption, finite strains.

1 Introduction

Propagation of *elastic waves* in solid or in (visco)elastic fluidic media is an important part of continuum mechanics with important applications in mechanical engineering, material science, seismology, etc. This has been vastly investigated both in linear and in nonlinear regimes, and both in simple elastic continua and in various “complex” continua, supported by various microscopical ideas, specifically microstructured media [13, 15, 27, 28, 62], micropolar or micromorphic media [31, 55], heterogeneous media [34], viscoelastic media (referred below), porous media [63], granular materials [83], active media, etc. It has resulted in many visco-elastic rheological models of both the solid and the fluidic types used in continuum-mechanical modelling. Besides purely elastic Hooke-type rheology, the basic options are Kelvin-Voigt (solid) and Maxwell (fluidic). The simplest combination then leads to the standard solid (Zener or Poynting-Thomson) or Jeffreys' fluid (also called anti-Zener). Of course, further more intricate combinations are also popular but out of the scope of this paper.

These standard rheologies involving the strains and the strain rates are often enhanced by some higher spatial gradients or some additional memory-like time effects. We will focus on the former option. Many higher-gradient visco-elastic models can be found in literature. In particular, they can serve well for fitting the dispersion and attenuation (absorption) of elastic waves to particular experimental observation or for facilitation rigorous proofs of a well-posedness of large-strain variants of such models. These very different aspects have been

scrutinized respectively in different communities of mechanical engineers and physicists (like seismologists or material scientists) or applied mathematicians (analysts or numericians). As a result, the relation between these two aspects is not addressed in literature.

This paper aims to reveal some connections between these two aspects of selected gradient theories in basic visco-elastic models. The velocity dispersion and attenuation of waves is quite impossible to analyze effectively in nonlinear situations and, naturally, we will analyze it in linear models in one-dimensional situations. After presenting it for three standard rheologies of simple linear materials in Section 2, we will analyze selected nonsimple linear materials in Section 3; the adjective “nonsimple” refers to various higher-order gradients involved in models of such materials. Some surprising effects are presented in the perspective usage of these gradient theories in nonlinear large-strain variants, which is later briefly surveyed in Section 4. This represents, together with the interconnection and certain reflection of the dispersion/attenuation 1-dimensional linear analysis and the large-strain nonlinear variants, the main asset of this article.

Basic types of *dispersion* is *normal* (the high-frequency waves propagate slower than low-frequency ones) versus *anomalous dispersion* (the high-frequency waves propagate faster than low-frequency ones); of course, in terms of the wavelength, the dependence is the opposite. Besides, some models are nondispersive or with a general dispersion nonmonotonically dependent on the frequency (or the wavelength).

The other important attribute of wave propagation is their possible *attenuation*. It is roughly quantified by a so-called *quality factor*, briefly *Q-factor*. Among various definitions (originally devised rather for oscillating electric circuits), a mechanically suitable definition is $2\pi \times$ ratio between the kinetic or strain stored energy and energy dissipated per cycle. Like dispersion, also the Q-factor may depend on the frequency (or wavelength) of waves. A very low Q-factor means that waves cannot propagate at all. Conversely, Q-factor $+\infty$ means that there is no attenuation and the model is fully conservative as far as the energy of waves is concerned. These attributes can be arbitrarily combined with various rheological models.

The basic rheological viscoelastic models are often enhanced by various higher spatial gradients. These spatial-gradient enhancements are useful also for mathematical reasons especially in nonlinear situations arising at large strains, but they can also serve in modelling various internal length scales and various velocity dispersion and attenuation of elastic waves. There are many possibilities. Let us sort some options scrutinized in this paper qualitatively (together with some standard “simple” rheologies) in Table 1.

For completeness, let us mention that another way to build viscoelastic models is by using various integral operators either in space or in time, cf. [17, 21, 41, 42, 56, 81]. We will intentionally focus on rheologies governed by classical differential equations with higher gradients exclusively in space, with the aim to enlighten applications of gradient theories used in large-strain continuum-mechanical models.

Table 1: Basic classification of the dispersive models in this paper.

dispersion \ Q-factor	$+\infty$ (conservative)	$< +\infty$
normal		Kelvin-Voigt (5) with gradients (23) or (30)
anomalous	(30) with $D = 0$	Maxwell (13) with dissipative gradient (41) or with conservative gradient (45)
general		Jeffreys (19) Kelvin-Voigt with mixed-gradient (36) with stress gradient (54) and (75) with kinematic gradient (75) Maxwell with stress diffusion (62)
nondispersive	wave equation (1)	special dissipative gra- dient Kelvin-Voigt (30) special kinematic gradient (72)

2 Linear 1-D simple rheologies

We will consider and analyze the 1-dimensional models, which gives also information for isotropic multidimensional cases where a split into the volumetric and the deviatoric parts (relevant respectively for the longitudinal and shear waves) should be made, cf. e.g. [81]. The departure is the nondispersive, fully conservative elastodynamic model governed by the wave equation $\rho \ddot{u} - C u_{xx} = 0$ where u is the displacement, $\rho > 0$ is the mass density and $C > 0$ is the elastic modulus. Equivalently, in the rate formulation

$$\rho \dot{v} = C e_x \quad \text{and} \quad \dot{e} = v_x, \quad (1)$$

where e is the strain and v a velocity, meaning $e = u_x$ and $v = \dot{u}$. Here the index x means (and will mean) the partial derivative $\partial/\partial x$ while the dot denotes the partial derivative in time. In terms of the stress $\sigma = C e$, it can also be written as the system

$$\rho \dot{v} = \sigma_x \quad \text{and} \quad \dot{\sigma} = C v_x, \quad (2)$$

the linear relation $\sigma = C e$ being referred as a *Hooke law*. The energetics behind this system is based on the stored energy $\varphi = \varphi(e) = \frac{1}{2} C e^2$ and the kinetic energy $\frac{1}{2} \rho v^2$.

A conventional way to calculate dispersion and attenuation in linear media is to use the ansatz

$$u = e^{i(\omega t + kx)} \quad (3)$$

with the angular frequency $w = \omega + i\gamma$ considered complex with $\omega, \gamma \in \mathbb{R}$ with physical dimension rad/s and the real-valued angular wave number k with physical dimension rad/m;

here $i = \sqrt{-1}$ denotes the imaginary unit. Sometimes, an alternative variant to (3) with a real-valued angular frequency w but complex-valued angular wave number k can be used, cf. [22, Sect.2.3]. Equivalently, in terms of $\lambda = 1/k$,

$$u = e^{i(\omega t + x/\lambda)} \quad (4)$$

with the real-valued angular wavelength λ with physical dimension meters per radian (m/rad). One should emphasize that the actual wavelength (in meters) described by (4) is $2\pi\lambda$. A certain calculation advantage of working with the angular wavelength is the correspondence with the angular frequency so that the speed of the waves described by (4) is just $v = \omega\lambda$. Moreover, writing (4) as $u = e^{-\gamma t} e^{i(\omega t + x/\lambda)}$, reveals that γ determines the attenuation of the particular monochromatic wave.

Using it for (1), i.e. using $\rho\ddot{u} = -\rho\omega^2 u$, and $Cu_{xx} = -Cu/\lambda^2$, we can conclude that simply $\gamma = 0$ and $\rho\omega^2 = C/\lambda^2$, from which we can see the wave velocity $v = \omega\lambda = \sqrt{C/\rho}$.

We further involve viscosity, using one (or possibly two) linear dashpot element(s) whose stress/strain response is time-dependent, governed by $\sigma = D\dot{e}$ with the viscosity $D > 0$, to be organized in parallel or in series, cf. Figure 1.

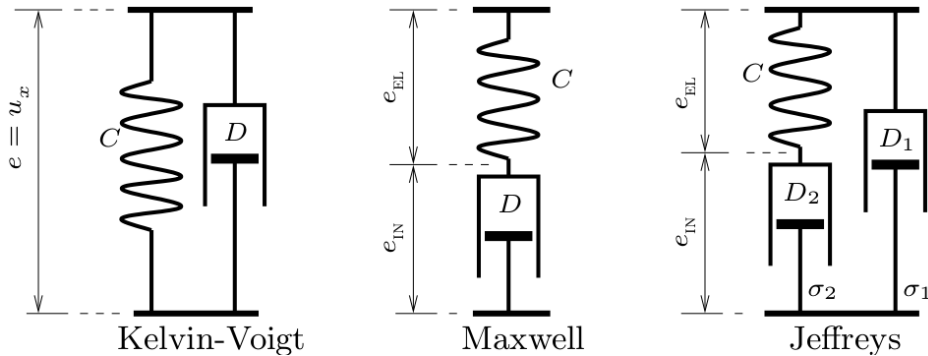


Figure 1: *Schematic 1D-diagrammes of 3 basic rheologies considered in this paper.*

2.1 Kelvin-Voigt visco-elastodynamic model

Let us start with the basic Kelvin-Voigt rheology. It involves the viscous dashpot parallel to the elastic element as depicted in Figure 1-left. It means an additive decomposition of the stress, which expands the elastic stress $\sigma = Ce$ in (2) by a viscous part as $\sigma = D\dot{e} + Ce$. Thus the latter equation in (2) expands as $\dot{\sigma} = \dot{v}_x + Cv_x$. This leads to the dispersive wave equation, i.e. in the 1-dimensional variant

$$\rho\ddot{u} - D\dot{u}_{xx} - Cu_{xx} = 0. \quad (5)$$

Having in mind the ansatz (4), we have $\varrho \ddot{u} = -\varrho \omega^2 u$, $D\dot{u}_{xx} = -iD\omega u/\lambda^2$, and $Cu_{xx} = -Cu/\lambda^2$, so that the one-dimensional dispersive wave equation (5) yields the algebraic condition

$$\varrho \omega^2 - i \frac{D}{\lambda^2} \omega - \frac{C}{\lambda^2} = 0. \quad (6)$$

When substituting $w = \omega + i\gamma$ so that $w^2 = \omega^2 - \gamma^2 + 2i\omega\gamma$, we obtain two algebraic equations for the real and the imaginary part each, called *Kramers-Kronig's relations* [43, 46]. More specifically, here

$$\varrho(\omega^2 - \gamma^2) = \frac{C}{\lambda^2} - \frac{D}{\lambda^2} \gamma \quad \text{and} \quad 2\varrho\gamma = \frac{D}{\lambda^2}. \quad (7)$$

From the latter equation we can read that $\gamma = D/(2\varrho\lambda^2)$ and then the former equation yields $(\lambda\omega)^2 = C/\varrho + \gamma^2\lambda^2 - D\gamma/\varrho = C/\varrho - \gamma^2\lambda^2 = C/\varrho - D^2/(4\varrho^2\lambda^2)$. Realizing that the speed of waves is $v = \omega\lambda$, we obtain

$$v = v(\lambda) = \sqrt{\frac{C}{\varrho} - \frac{D^2}{4\varrho^2\lambda^2}}, \quad (8)$$

which gives a *normal dispersion* for sufficiently long waves, namely having a length $\lambda > \lambda_{\text{CRIT}}$ with the critical angular wavelength $\lambda_{\text{CRIT}} = D/(2\sqrt{\varrho C}) > 0$.

Referring to the ansatz (3) or (4), the amplitude decreases $e^{-2\pi\gamma/\omega}$ per one cycle, realizing that one cycle lasts $2\pi/\omega$ seconds. Alternatively, the decay of amplitude is $e^{-\gamma/\omega}$ when counted per radian, i.e. in units Np/rad with Np denoting so-called ‘‘Neper’’, being an analog of decibels but respecting the Euler number e instead of 10 used for decibels. The energy (depending quadratically on the amplitude) thus decreases by a factor $e^{-2\gamma/\omega}$ per one cycle, i.e. the loss of energy is $1 - e^{-2\gamma/\omega}$. Thus, not entirely standardly, let us understand the Q-factor as

$$\text{Q-factor} \sim \frac{1}{1 - e^{-2\gamma/\omega}}. \quad (9)$$

Counting $\omega = v/\lambda$, it also means $1/(1 - e^{-2\lambda\gamma/v})$. Thus, taking $\gamma = D/(2\varrho\lambda^2)$ from (7), the quality factor can be understood as

$$\text{Q-factor} \sim \frac{1}{1 - e^{-D/(\varrho\lambda v(\lambda))}} \quad \text{with} \quad v(\lambda) \quad \text{from} \quad (8). \quad (10)$$

2.2 Maxwellian visco-elastodynamic model

Let us proceed with the Maxwellian rheology which yields dispersion of an opposite character, called *anomalous*. It uses the connection of spring and dashpot in series, as depicted in Figure 1-mid, i.e. it employs the Green-Naghdi [38] *additive decomposition* of the total strain $e = u_x$ into the elastic and the inelastic strains, denoted by e_{EL} and e_{IN} , respectively. The

inelastic strain is in a position of a so-called *internal variable*. The constitutive equations are

$$u_x = e_{\text{EL}} + e_{\text{IN}} \quad \text{and} \quad \sigma = C e_{\text{EL}} = D \dot{e}_{\text{IN}}. \quad (11)$$

From this, we can eliminate e_{IN} by differentiating the Hooke law as $\dot{\sigma} = C \dot{e}_{\text{EL}}$ and the additive decomposition written in rates using the velocity, $v = \dot{u}$ as $v_x = \dot{e}_{\text{EL}} + \dot{e}_{\text{IN}}$, which gives

$$\rho \dot{v} = \sigma_x \quad \text{and} \quad \frac{\dot{\sigma}}{C} + \frac{\sigma}{D} = v_x. \quad (12)$$

This leads to the dispersive wave equation

$$\frac{1}{C} \ddot{\sigma} + \frac{1}{D} \dot{\sigma} - \frac{1}{\rho} \sigma_{xx} = 0. \quad (13)$$

Alternatively, we can eliminate σ which leads to the same dispersive equation but in terms of u instead of σ . Wave equations with such types of weak dumping are called telegraph equations, exhibiting a hyperbolic rather than a parabolic character and allowing for transmission of ultra-high frequency (i.e., ultra short length) waves, cf. Figure-2-dash lines. Using (13) in terms of u with the ansatz (4), we obtain $w^2/C - iw/D - 1/(\rho\lambda^2) = 0$. In terms of the real-valued coefficients ω and γ , it gives

$$\frac{\omega^2 - \gamma^2}{C} + i \frac{2\omega\gamma}{C} - i \frac{\omega}{D} + \frac{\gamma}{D} - \frac{1}{\rho\lambda^2} = 0, \quad (14)$$

from which we obtain the Kramers-Kronig relations here as

$$\frac{1}{C}(\omega^2 - \gamma^2) + \frac{1}{D}\gamma - \frac{1}{\rho\lambda^2} = 0 \quad \text{and} \quad \frac{2}{C}\gamma = \frac{1}{D}, \quad (15)$$

Now the latter equation tells us that the attenuation coefficient $\gamma = C/(2D)$ is independent of frequency, which is related to the low-attenuation (hyperbolic) character of Maxwell materials even under high-frequency waves, in contrast to the parabolic rheologies as the Kelvin-Voigt one. The former equation in (15) yields $\omega^2 = C/(\rho\lambda^2) + \gamma^2 - C\gamma/D = C/(\rho\lambda^2) - \gamma^2 = C/(\rho\lambda^2) - C^2/(4D^2)$. Realizing that the speed of wave is $v = \omega\lambda$, we obtain

$$v = v(\lambda) = \sqrt{\frac{C}{\rho} - \frac{C^2}{4D^2}\lambda^2} \quad (16)$$

for $\lambda \leq \lambda_{\text{crit}} := 2D/\sqrt{\rho C}$, which reveals an *anomalous dispersion*, i.e. the high-frequency waves propagate faster than low-frequency ones. It should be noted that waves with length longer than λ_{crit} cannot propagate through such 1-dimensional Maxwellian media since the fluidic character of such media starts dominating for ultra-low frequency waves. Conversely, ultra-short-length waves propagate with velocity nearly as nondispersive solid $\sqrt{C/\rho}$. In fact, (13) is a so-called telegraph equation which is known to exhibit a *hyperbolic character* with only weak attenuation. This in particular contrasts with e.g. Kelvin-Voigt materials where high-frequency vibrations or waves are highly attenuated. Like in (10), the Q-factor $1/(1 - e^{-2\lambda\gamma/v})$ now takes $\gamma = C/(2D)$, i.e.

$$\text{Q-factor} \sim \frac{1}{1 - e^{-C\lambda/(Dv(\lambda))}} \quad \text{with} \quad v(\lambda) \quad \text{from} \quad (16). \quad (17)$$

2.3 Jeffreys visco-elastodynamic model

More general viscoelastic rheologies may yield more general (nonmonotone) dispersion. Let us illustrate it on the Jeffreys rheology, as in Figure 1-right. Beside homogeneous media, such model is used for porous media (Maxwellian polymers or rocks) filled with Newtonian fluids [79]. It combines the additive strain decomposition in (11) with the additive stress decomposition as in the Kelvin-Voigt model, resulting to the constitutive equations

$$\sigma = \sigma_1 + \sigma_2, \quad u_x = e_{\text{EL}} + e_{\text{IN}}, \quad \sigma_1 = D_1 \dot{u}_x, \quad \sigma_2 = D_2 \dot{e}_{\text{IN}} = C e_{\text{EL}}, \quad (18)$$

which is to be completed by the momentum equation $\rho \dot{v} = \sigma_x$.

To reveal a dispersive wave equation, we eliminate u from $\dot{\sigma}/C + \sigma/D_2 = D_1 \ddot{u}_x/C + (1+D_1/D_2) \dot{u}_x$, by differentiating it in time and by substituting $\ddot{u}_x = \dot{\sigma}_{xx}/\rho$ and $\ddot{u}_x = \sigma_{xx}/\rho$. This gives the dispersive equation

$$\frac{1}{C} \ddot{\sigma} + \frac{1}{D_2} \dot{\sigma} - \frac{D_1}{\rho C} \dot{\sigma}_{xx} - \left(1 + \frac{D_1}{D_2}\right) \frac{1}{\rho} \sigma_{xx} = 0. \quad (19)$$

Exploiting the ansatz (4) for (19) written for u instead of u , we obtain $w^2/C - iw/D_2 - iD_1 w/(\rho C \lambda^2) - (1+D_1/D_2)/(\rho \lambda^2) = 0$. In terms of the real-valued coefficients ω and γ , it gives $(\omega^2 - \gamma^2 + 2i\omega\gamma)/C + (\gamma - i\omega)/D_2 + (\gamma - i\omega)D_1/(\rho C \lambda^2) - (1+D_1/D_2)/(\rho \lambda^2) = 0$. The Kramers-Kronig relations are here

$$\frac{\omega^2 - \gamma^2}{C} + \frac{\gamma}{D_2} + \frac{\gamma D_1}{\rho C \lambda^2} - \frac{D_1 + D_2}{\rho D_2 \lambda^2} = 0 \quad \text{and} \quad \frac{2\gamma}{C} - \frac{1}{D_2} - \frac{D_1}{\rho C \lambda^2} = 0. \quad (20)$$

From this we obtain the expression for $v = \omega \lambda$ as

$$v(\lambda) = \sqrt{\left(1 + \frac{D_1}{D_2}\right) \frac{C}{\rho} + \gamma^2 \lambda^2 - \frac{\gamma D_1}{\rho} - \frac{\gamma C}{D_2} \lambda^2} \quad \text{with} \quad \gamma = \frac{C}{2D_2} + \frac{D_1}{2\rho \lambda^2} \quad (21)$$

and

$$\text{Q-factor} \sim \frac{1}{1 - e^{-2\lambda\gamma/v(\lambda)}} \quad \text{with } v(\lambda) \text{ and } \gamma = \gamma(\lambda) \text{ from (21)}. \quad (22)$$

Note that, for $D_1 = 0$, the Jeffreys model turns into the Maxwell rheology, i.e. the dispersive wave equation (19) naturally turns (13) with $D = D_2$ and thus also (21) turns into (16). Conversely, for $D_2 = \infty$, the Jeffreys model turns into the Kelvin-Voigt rheology, i.e. the dispersive wave equation (19) naturally turns (5) with $D = D_1$ and thus also (21) turns into (8).

For illustration, a comparison of all these three rheological models is in Fig. 2. Let us note that the velocity here never exceed the wave speed $\sqrt{C/\rho}$ of the fully inviscid nondispersive model (1) which was normalized to 1 in Fig. 2 by considering $C = 1$ and $\rho = 1$. The viscosity moduli (physically in Pa.s) are also without specific units, so that Fig. 2 as well as all the following figures are to be understood as qualitative pictures only. Illustration of models which have capacity to exceed this velocity in some frequency range will be done in the following section 3.

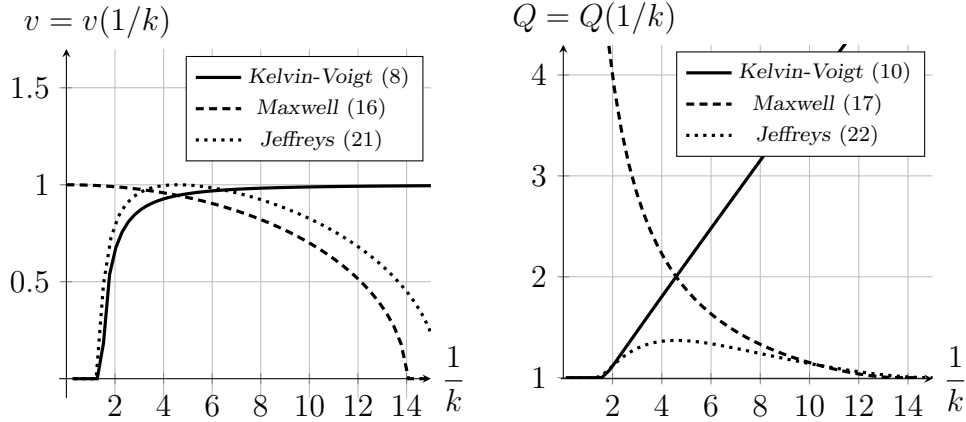


Figure 2: Dependence of the velocity (left) and the Q -factor (right) on the angular wave-length $\lambda = 1/k$ illustrating the normal, the anomalous, and the general dispersion for the Kelvin-Voigt (with $D = 3$), Maxwell (with $D = 7$), and Jeffreys (with $D_1 = 3$ and $D_2 = 7$) rheologies, respectively, for $C=1$ and $\varrho = 1$.

Remark 1 (Standard solid: Poynting-Thomson-Zener rheology.). There is only one 3-element rheology presented in Figure 1. The other possibility of the 3-element rheology arises from the Maxwell rheology arranged parallelly with a Hooke elastic element or (alternatively and, in small strains, equivalently) as Kelvin-Voigt model arranged in series with a Hooke elastic element. This is called a Zener or a Poynting-Thomson standard solid, respectively. The explicit form of the dispersion and attenuation calculated via the ansatz (4) involves a 3rd-order algebraic equation and leads to a complicated formula; viz [48, Remark 6.5.6] or, in terms of phase velocity, [22, Sect.2.4.3]. Moreover, the standard-solid (like the Maxwell) rheology has a hyperbolic character (manifested by easy propagation of waves with arbitrarily high frequencies) and the analytically rigorous large-strain variant is troublesome, as partly mentioned in Section 4 below.

3 Various gradient enhancements

There are many options how to enhance the above simple-material models by some spatial gradients. Such extensions are, at least in some cases, related with the concept of the so-called *non-simple* or *multipolar materials*.

3.1 Dissipative-gradient Kelvin-Voigt rheology

Let us start with a gradient enhancement of the *Kelvin-Voigt rheology* by a 2nd-grade “hyper” viscosity with the coefficient $\ell^2 D > 0$, i.e. extending (5) as

$$\varrho \ddot{u} - D \dot{u}_{xx} + \ell^2 D \dot{u}_{xxxx} - C u_{xx} = 0; \quad (23)$$

the length-scale parameter $\ell > 0$ has the physical dimension meters.

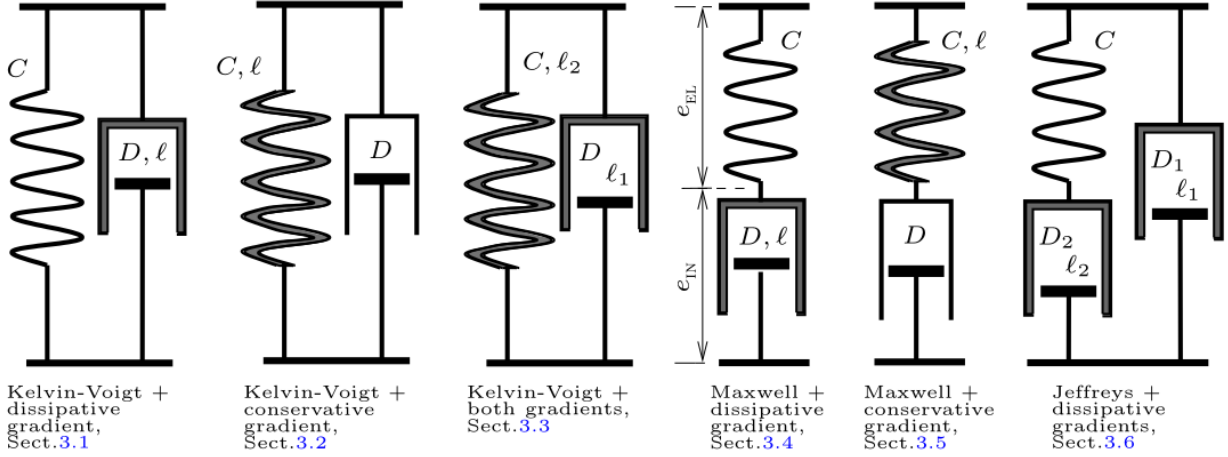


Figure 3: *Schematic 1D-diagrammes of some gradient-enhanced rheologies from Figure 1; the enhanced elements are depicted in wider lines. Some other gradient enhancements from Sections 3.7 and 3.8 do not bear such a figuration and thus are not included in this diagram.*

Having in mind the ansatz (4), we have $\varrho \ddot{u} = -\varrho w^2 u$, $D \dot{u}_{xx} = -i D w u / \lambda^2$, $\ell^2 D \dot{u}_{xxxx} = i \ell^2 D w u / \lambda^4$, and $C u_{xx} = -C u / \lambda^2$, so that the one-dimensional dispersive wave equation (23) yields the algebraic condition

$$\varrho w^2 - i \left(\frac{D}{\lambda^2} + \frac{\ell^2 D}{\lambda^4} \right) w - \frac{C}{\lambda^2} = 0. \quad (24)$$

When substituting $w = \omega + i\gamma$ so that $w^2 = \omega^2 - \gamma^2 + 2i\omega\gamma$, we obtain the Kramers-Kronig relations as

$$\varrho(\omega^2 - \gamma^2) = \frac{C}{\lambda^2} - \left(\frac{D}{\lambda^2} + \frac{\ell^2 D}{\lambda^4} \right) \gamma \quad \text{and} \quad 2\varrho\gamma = \frac{D}{\lambda^2} + \frac{\ell^2 D}{\lambda^4}. \quad (25)$$

From the latter equation we can read that $\gamma = D(\lambda^2 + \ell^2)/(2\varrho\lambda^4)$ and then the former equation yields $(\lambda\omega)^2 = C/\varrho + \gamma^2\lambda^2 - D(1 + \ell^2/\lambda^2)\gamma/\varrho = C/\varrho - \gamma^2\lambda^2 = C/\varrho - D^2(\lambda^2 + \ell^2)^2/(4\varrho^2\lambda^6)$. Realizing that the speed of waves is $v = \omega\lambda$, we obtain

$$v = v(\lambda) = \sqrt{\frac{C}{\varrho} - D^2 \frac{(\lambda^2 + \ell^2)^2}{4\varrho^2\lambda^6}}, \quad (26)$$

which gives a *normal dispersion* for sufficiently long waves, namely having a length $\lambda > \lambda_{\text{CRIT}}$ with the critical wavelength $\lambda_{\text{CRIT}} > 0$ solving the equation

$$2\sqrt{\varrho C} \lambda_{\text{CRIT}}^3 - D \lambda_{\text{CRIT}}^2 - \ell^2 D = 0, \quad (27)$$

cf. Fig. 4 for illustration. Let us recall that the adjective “normal” for dispersion means that waves with longer lengths propagate faster than those with shorter lengths. The attenuation $\gamma = \gamma(\lambda)$ is decreasing with the wavelength λ , cf. the latter relation in (25). In particular, waves with the length λ_{CRIT} or shorter are so much attenuated that they cannot propagate

at all. This also reveals the dispersion/attenuation for the simple Kelvin-Voigt model from Sect. 2.1 when putting $\ell^2 = 0$ into (26) and (27); in particular $\lambda_{\text{CRIT}} = D/\sqrt{4\rho C}$. The other extreme case is for the inviscid situation $D \rightarrow 0+$ where $\lambda_{\text{CRIT}} \rightarrow 0+$ so that also waves with ultra-high frequencies can propagate.

As for the Q-factor $1/(1-e^{-2\lambda\gamma/v})$ in the “hyper” Kelvin-Voigt model (23), here $\gamma = \gamma(\lambda)$ determined from the latter equality in (25) and $1/\omega = \lambda/v(\lambda)$ where the velocity $v(\lambda)$ is here considered from (26), i.e.

$$\text{Q-factor} \sim \frac{1}{1 - e^{-D(\ell^2 + \lambda^2)/(\rho\lambda^3 v(\lambda))}} \quad \text{with } v(\lambda) \text{ from (26)}. \quad (28)$$

There is an interesting question about what is the difference between the normal dispersion caused by standard simple viscosity and those caused by higher-grade multipolar viscosities. In Fig. 4, we can see a comparison of normal dispersion due to the conventional viscosity $D = 10$ with $\ell = 0$ or due to the hyperviscosity $D \sim 0$ and $\ell^2 D = 30$ with the same critical angular wavelength λ_{CRIT} .

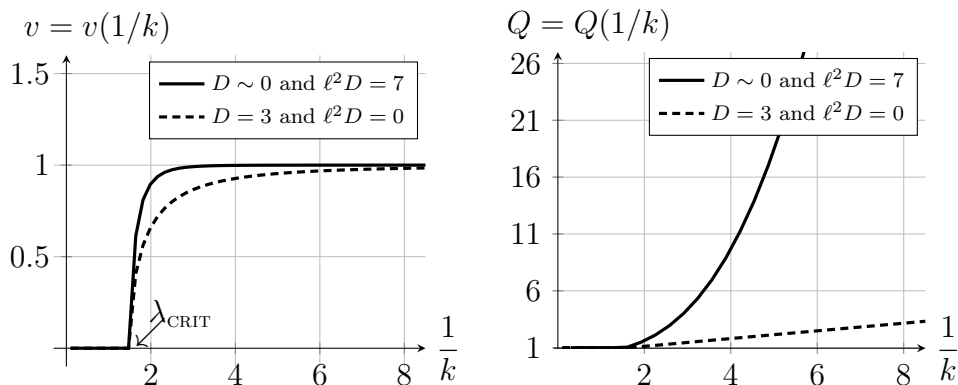


Figure 4: A comparison of the (normal) dispersion and Q-factor due to the “hyper” viscosity (solid line) with the standard viscosity in the Kelvin-Voigt viscoelastic model as in Figure 2 (dashed line). For the same λ_{CRIT} from (27), the dispersion due to hyper-viscosity can be less visible than the dispersion due to usual simple viscosity and facilitates easier wave propagation due to a higher Q-factor.

Remark 2 (Energetics for $\ell \rightarrow 0$). Considering (23) on the one-dimensional domain $\Omega = [0, 1]$ with zero traction boundary conditions $u_x = u_{xx} = 0$ at $x = 0$ and $x = 1$, the energetics behind (23) can be seen by testing it by \dot{u} and integrating over Ω . This gives

$$\frac{d}{dt} \int_{\Omega} \underbrace{\frac{\rho}{2}(\dot{u})^2 + \frac{C}{2}(u_x)^2}_{\text{kinetic and stored energy}} dx + \int_{\Omega} \underbrace{D(\dot{u}_x)^2 + \ell^2 D(\dot{u}_{xx})^2}_{\text{dissipation rate}} dx = 0. \quad (29)$$

The concept of nonsimple materials and, in particular, the higher-gradient extension is often considered questionable and it is therefore interesting to ask how it influences the energetics

for small $\ell > 0$. When testing (23) by \dot{u}_{xx} , we obtain

$$\frac{d}{dt} \int_{\Omega} \frac{\rho}{2} (\dot{u}_x)^2 + \frac{C}{2} (u_{xx})^2 dx + \int_{\Omega} D (\dot{u}_{xx})^2 + \ell^2 D (\dot{u}_{xxxx})^2 dx = 0.$$

From this, considering enough regular (smooth) initial conditions, namely $u_{xx}|_{t=0}$ and $\dot{u}_x|_{t=0}$ square-integrable on Ω , we can see that $\int_{\Omega} D (\dot{u}_{xx})^2 dx$ is square-integrable in time. As a result, the dissipation due to the hyper-viscosity in (29) vanishes for $\ell \rightarrow 0$. In particular, the energetics of the model for small $\ell > 0$ is not much different from the energetics of the simple Kelvin-Voigt model (5). These energetical considerations holds also for multidimensional situations, cf. also [47, Prop. 2].

3.2 Conservative-gradient Kelvin-Voigt rheology

Another variant of dispersion by incorporating higher-order spatial gradients into the Kelvin-Voigt rheology is in the conservative part of the system by augmenting the stored energy by the strain gradient as $\varphi = \frac{1}{2}C(e^2 + \ell^2 e_x^2)$ where $\ell > 0$ is a length-scale parameter (in meters). Sometimes, this gradient term is interpreted as *capillarity*. In the Kelvin-Voigt model (5), this leads a dispersive wave equation

$$\rho \ddot{u} - D \dot{u}_{xx} - C(u - \ell^2 u_{xx})_{xx} = 0. \quad (30)$$

This corresponds to expansion of the stored energy $\frac{1}{2}Cu_x^2$ in (5) by the term $\frac{1}{2}\ell C u_{xx}^2$. Instead of (6), using also $\ell^2 C u_{xxxx} = \ell^2 C u / \lambda^4$, we now have $\rho w^2 - i D w / \lambda^2 - C / \lambda^2 - \ell^2 C / \lambda^4 = 0$ so that the Kramers-Kronig relations (7) now expands as

$$\rho(\omega^2 - \gamma^2) = \frac{C}{\lambda^2} - D \frac{\gamma}{\lambda^2} + \ell^2 \frac{C}{\lambda^4} \quad \text{and} \quad 2\rho\gamma = \frac{D}{\lambda^2}; \quad (31)$$

the length-scale parameter $\ell > 0$ has again the physical dimension meters. The speed of wave $v = \omega\lambda$ is now

$$v = v(\lambda) = \sqrt{\frac{C}{\rho} + \left(\ell^2 C - \frac{D^2}{4\rho}\right) \frac{1}{\rho\lambda^2}}. \quad (32)$$

The corresponding Q-factor $1/(1 - e^{-2\lambda\gamma/v})$ uses $\gamma = D/(2\rho\lambda^2)$ from (31), i.e.

$$\text{Q-factor} \sim \frac{1}{1 - e^{-D/(\rho\lambda v(\lambda))}} \quad \text{with} \quad v(\lambda) \quad \text{from} \quad (32). \quad (33)$$

Interestingly, for $\ell > 2\sqrt{\rho C}/D$, the conservative gradient facilitates the propagation of high-frequency waves, which otherwise could not propagate in the standard Kelvin-Voigt model, an *anomalous dispersion*, i.e. higher-frequency waves (i.e. with longer wavelengths) propagate faster than waves with lower frequencies. Moreover, for the special ratio of D and ℓ , namely

$$\frac{D}{\ell} = 2\sqrt{\rho C}, \quad (34)$$

we obtain a non-dispersive model with the velocity $v = \sqrt{C/\rho}$ as in the basic elastodynamic model $\rho\ddot{u} = Cu_{xx}$ but now with a finite λ -dependent Q-factor. In the opposite case $D/\ell > 2\sqrt{\rho C}$, we obtain the normal dispersion. No matter what is dispersion, for $D > 0$ (very) small, the Q-factor is (very) large. In particular, we can thus devise a gradient solid/parabolic-type model (which might be advantageous from mathematical reasons especially if there would be some nonlinearities involved) which is nondispersive and possibly a very low attenuation (high Q-factor), viz Figure 5 (dashed line).

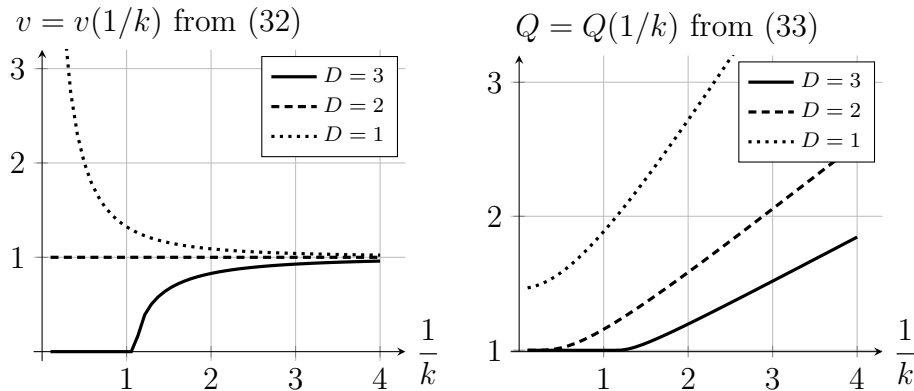


Figure 5: Normal (solid line) and anomalous (dotted line) dispersion which both can be obtained by the model (30) as well as the nondispersive variant (dashed line); $\ell = 1$, $C=1$ and $\rho = 1$.

A special situation occurs if $D = 0$, which makes the model (30) conservative. In particular, there is no attenuation so the Q-factor is $+\infty$. Actually, it is the conservative enhancement of (1) leading to anomalous dispersion illustrated in Figure 6, like considered in [14, Sect. 1.2.2], [42, Sec.2.2], or [51].

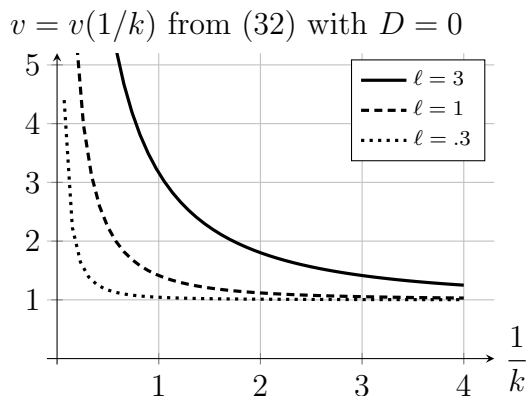


Figure 6: Anomalous dispersion of a conservative model (30) with $D = 0$ for various length-scale parameters ℓ ; $C=1$ and $\rho = 1$. The Q-factor is identically $+\infty$.

Remark 3 (*Energetics for $\ell \rightarrow 0$*). Considering (30) on the one-dimensional domain as in Remark (2), its energetics can again be seen by testing it by \dot{u} and integrating over Ω , which

gives

$$\frac{d}{dt} \int_{\Omega} \underbrace{\frac{\rho}{2}(\dot{u})^2 + \frac{C}{2}(u_x)^2 + \ell^2 C(u_{xx})^2}_{\text{kinetic and stored energy}} dx + \int_{\Omega} \underbrace{D(\dot{u}_x)^2}_{\text{dissipation rate}} dx = 0. \quad (35)$$

To show the asymptotics for $\ell \rightarrow 0$ like in Remark (2), we test (30) by \dot{u}_{xxxx} . This yields

$$\frac{d}{dt} \int_{\Omega} \frac{\rho}{2}(\dot{u}_{xxx})^2 + \frac{C}{2}(u_{xxx})^2 + \ell^2 \frac{C}{2}(u_{xxxx})^2 dx + \int_{\Omega} D(\dot{u}_{xxx})^2 dx = 0.$$

From this, considering the initial conditions $u_{xxx}|_{t=0}$ and $\dot{u}_x|_{t=0}$ square-integrable on Ω , we can see that $\int_{\Omega} C(\dot{u}_{xx})^2 dx$ is uniformly bounded in time. As a result, the higher-gradient stored energy term in (35) integrated in time vanishes for $\ell \rightarrow 0$. In particular, the energetics of the model for small $\ell > 0$ is not much different from the energetics of the simple Kelvin-Voigt model (5). These energetical considerations holds also for multidimensional situations.

3.3 Mixed-gradient Kelvin-Voigt rheology

Moreover, (23) and (30) can be combined together to get dispersion depending nonmonotonically on wavelength by combining normal-anomalous dispersion, modelled here by gradients in nonconservative and conservative parts. Considering now two length-scale parameters $\ell_1 > 0$ and $\ell_2 > 0$, we have in mind the dispersive wave equation

$$\rho \ddot{u} - D \dot{u}_{xx} + \ell_1^2 D \dot{u}_{xxxx} - C(u - \ell_2^2 u_{xx})_{xx} = 0. \quad (36)$$

The combination of (24) and (14) yields the algebraic condition

$$\rho w^2 - i \left(\frac{D}{\lambda^2} + \frac{\ell_1^2 D}{\lambda^4} \right) w - \left(1 + \frac{\ell_2^2}{\lambda^2} \right) \frac{C}{\lambda^2} = 0. \quad (37)$$

When substituting $w = \omega + i\gamma$ so that $w^2 = \omega^2 - \gamma^2 + 2i\omega\gamma$, we obtain the Kramers-Kronig relations

$$\rho(\omega^2 - \gamma^2) = \frac{C}{\lambda^2} - \left(\frac{D}{\lambda^2} + \frac{\ell_1^2 D}{\lambda^4} \right) \gamma + \ell_2^2 \frac{C}{\lambda^4} \quad \text{and} \quad 2\rho\gamma = \frac{D}{\lambda^2} + \frac{\ell_1^2 D}{\lambda^4}. \quad (38)$$

The speed of wave $v = \omega\lambda$ as a function of the angular wavelength is now

$$v = v(\lambda) = \sqrt{\frac{C}{\rho} \left(1 + \frac{\ell_2^2}{\lambda^2} \right) - \frac{D^2}{4\rho^2 \lambda^2} \left(1 + \frac{\ell_1^2}{\lambda^2} \right)^2}. \quad (39)$$

The Q-factor $1/(1 - e^{-2\lambda\gamma/v})$ corresponding to this model uses $\gamma = \gamma(\lambda) = (D/\lambda^2 + \ell_1^2 D/\lambda^4)/(2\rho)$ and $v = v(\lambda)$ from (39), i.e.

$$\text{Q-factor} \sim \frac{1}{1 - e^{-D(\ell_1^2 + \lambda^2)/(\rho\lambda^3 v(\lambda))}} \quad \text{with} \quad v(\lambda) \text{ from (39)}. \quad (40)$$

The combination of the normal and the anomalous dispersion in the formulas (26) and (32) allows for devising a quite general nonmonotonic dispersion, as indicated in Figure 7.

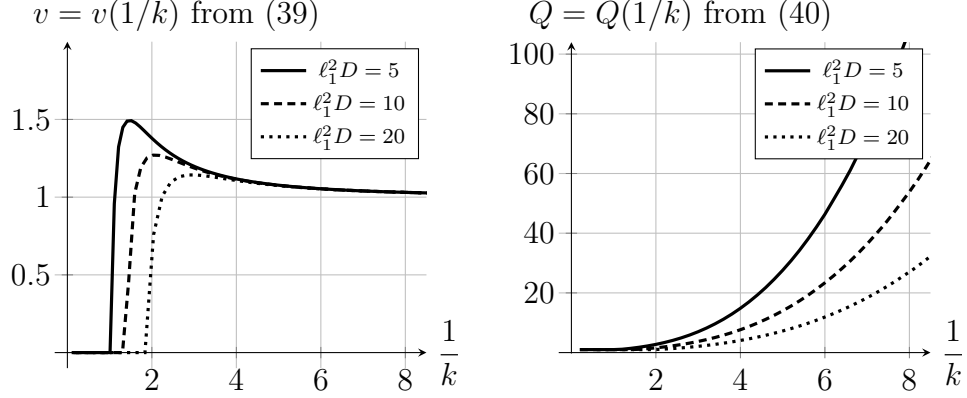


Figure 7: A nonmonotone dispersion of the wave velocity (left) due to (39) and the Q -factor (right) due to (40) in dependence on the angular wavelength $\lambda = 1/k$; $C = 1$, $\varrho = 1$, $D \sim 0$, and $\ell_2 = 2$.

3.4 Maxwell rheology with dissipative gradient

Besides the Kelvin-Voigt model, the gradient enhancement can be made also for other rheologies. For the *Maxwell rheology*, it is important to start with the formulation by employing internal variable (11). There are essentially two options: a dissipative-gradient extension of the flow rule $D\dot{e}_{\text{IN}} = \sigma$ as $D\dot{e}_{\text{IN}} = \sigma + \ell^2 D(\dot{e}_{\text{IN}})_{xx}$ or a conservative-gradient extension of the Hooke law $Ce_{\text{EL}} = \sigma$ as $Ce_{\text{EL}} = \sigma + \ell^2 C(\dot{e}_{\text{IN}})_{xx}$ with some length-scale parameter $\ell > 0$ again of the physical dimension meters.

The former option of the dissipative gradient, written as $D\pi = \sigma + \ell^2 D\pi_{xx}$ when abbreviating by $\pi := \dot{e}_{\text{IN}}$ the *rate of the inelastic creep strain* e_{IN} , leads to

$$\varrho\ddot{u} = \sigma_x, \quad D(\pi - \ell^2 \pi_{xx}) = \sigma, \quad \text{and} \quad \dot{\sigma} = C(\dot{u}_x - \pi). \quad (41)$$

Differentiating the last equation gives $\dot{\sigma}_{xx} = C(\dot{u}_{xxx} - \pi_{xx})$. Summing them with the weights D and $-\ell^2 D$ allows for the elimination of the internal rate variable π when using the second equation in (41), namely $D(\dot{\sigma} - \ell^2 \dot{\sigma}_{xx}) = DC(\dot{u}_x - \ell^2 \dot{u}_{xxx}) - C\sigma$. Differentiating in time and using the first equation in (41) allows for elimination of u , yielding the dispersive wave equation

$$\frac{1}{C}(\ddot{\sigma} - \ell^2 \ddot{\sigma}_{xx}) + \frac{1}{D}\dot{\sigma} - \frac{1}{\varrho}(\sigma - \ell^2 \sigma_{xx})_{xx} = 0. \quad (42)$$

Alternatively, we can eliminate σ : using $\varrho\ddot{u} = \sigma_x$ for $D(\dot{\sigma}_x - \ell^2 \dot{\sigma}_{xxx}) = DC(\dot{u}_{xx} - \ell^2 \dot{u}_{xxxx}) - C\sigma_x$ gives $\varrho D(\ddot{u} - \ell^2 \ddot{u}_{xx}) = DC(\dot{u}_{xx} - \ell^2 \dot{u}_{xxxx}) - \varrho C\ddot{u}$. When integrated in time, it leads to the dispersive equation (42) written in terms of u instead of σ . Interestingly, the gradient term $\ell^2 \pi_{xx}$ in (41) is manifested in the dispersive wave equation (42) written for u as an inertia-gradient term $\varrho\ell^2 \ddot{u}_{xx}$, cf. Remark 4 below.

Exploiting the ansatz (4) now for (42), we obtain

$$\frac{w^2}{C} \left(1 + \frac{\ell^2}{\lambda^2}\right) - i \frac{w}{D} - \frac{1}{\varrho \lambda^2} \left(1 + \frac{\ell^2}{\lambda^2}\right) = 0$$

so that, realizing $w = \omega + i\gamma$, we expand (14) as

$$\frac{\omega^2 - \gamma^2}{C} \left(1 + \frac{\ell^2}{\lambda^2}\right) + i \frac{2\omega\gamma}{C} \left(1 + \frac{\ell^2}{\lambda^2}\right) - i \frac{\omega}{D} + \frac{\gamma}{D} - \frac{1}{\varrho \lambda^2} \left(1 + \frac{\ell^2}{\lambda^2}\right) = 0.$$

The Kramers-Kronig relations (15) then expand as here as

$$\frac{1}{C}(\omega^2 - \gamma^2) + \frac{\gamma\lambda^2}{D(\ell^2 + \lambda^2)} - \frac{1}{\varrho \lambda^2} = 0 \quad \text{and} \quad \frac{2\gamma}{C} \left(1 + \frac{\ell^2}{\lambda^2}\right) = \frac{1}{D}.$$

Thus (16) modifies as

$$v = v(\lambda) = \sqrt{\frac{C}{\varrho} - \frac{C^2 \lambda^6}{4D^2(\lambda^2 + \ell^2)^2}} \quad (43)$$

while the Q-factor is again from (17) but involving now (43) instead of (16). Cf. Figure 8 which illustrates that the gradient term in (41) facilitates especially the propagation of longer-length waves (as far as less dispersion and higher Q-factor concerns) in comparison with the simple Maxwell rheology. Noteworthy, it is an example how gradient extension of the dissipative part can lead to less dissipation.

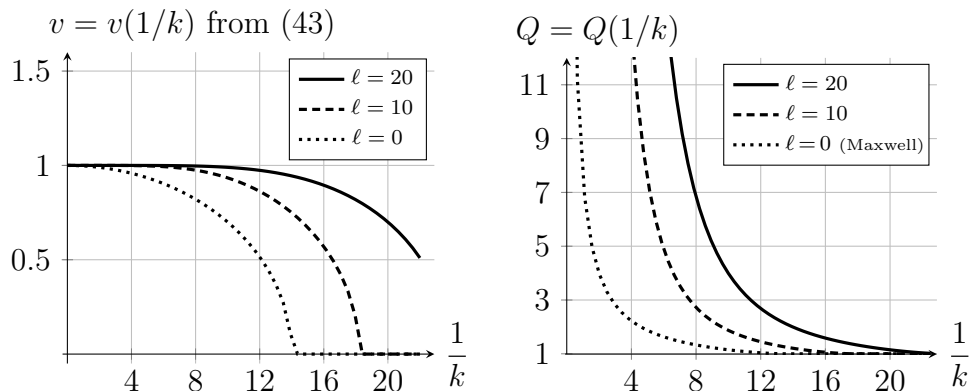


Figure 8: Dependence of the velocity (left) and the Q-factor (right) on the angular wave-length $\lambda = 1/k$ of the Maxwell model for $C = 1$, $\varrho = 1$, and $D = 7$. It illustrates the (expected) influence of adding the hyper-viscosity to decrease the dispersion and to increase the Q-factor. For $\ell = 0$, cf. the Maxwell model from Figure 2-dashed line.

When reducing $D\pi - D\ell^2\pi_{xx} = \sigma$ in (41) to $-H\pi_{xx} = \sigma$ with $H = D\ell^2$ the hyperviscosity coefficient, (43) turns into

$$v = v(\lambda) = \sqrt{\frac{C}{\varrho} - \frac{C^2 \lambda^6}{4H^2}}. \quad (44)$$

The Q-factor (9) is now $1/(1 - e^{\lambda^3 C/(2Hv(\lambda))})$ with $v(\lambda)$ from (44). It is interesting to compare the standard viscosity in the Maxwell model with this “hyper Maxwell” model. When choosing H so that the critical angular wavelength in (43) $\lambda_{\text{CRIT}} = \sqrt[6]{4H^2/\varrho C}$ is the same as the critical angular wavelength $\lambda_{\text{CRIT}} = 2D/\sqrt{\varrho C}$ in (16), we can relevantly compare both models, cf. Fig. 9. Similarly as in Figure 4, the hyper-viscosity facilitates the propagation of waves as far as less dispersion and higher Q-factor.

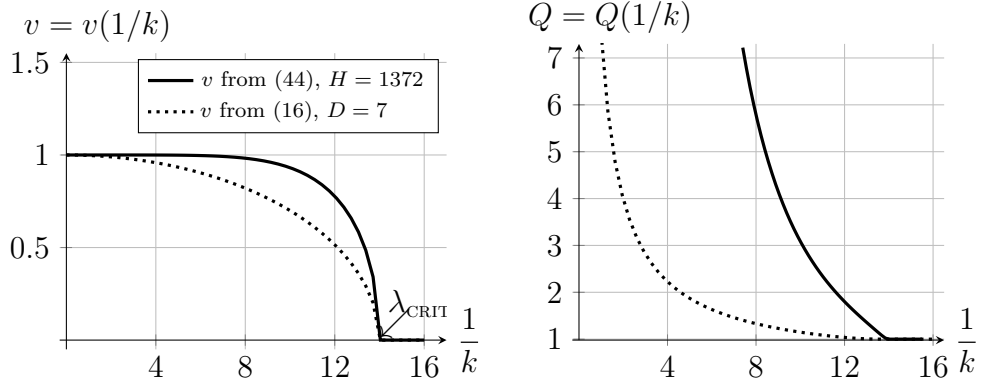


Figure 9: Comparison of the conventional Maxwellian viscosity (dotted lines) with the Maxwellian hyper-viscosity (solid line) with the same angular wavelength $\lambda_{\text{CRIT}} = 14$; again $C = 1$ and $\varrho = 1$. The “hyper-Maxwell” rheology allow for propagation of waves with angular lengths below λ_{CRIT} with less dispersion and attenuation (i.e. with higher Q-factor).

Noteworthy, for $D \rightarrow \infty$, we obtain a fully conservative model with no dispersion, i.e. $v = \sqrt{C/\varrho}$ is constant and the Q-factor is $+\infty$. This model was devised in [60].

3.5 Maxwell rheology with conservative gradient

The later mentioned option, i.e. the conservative-gradient enhancement of (11), leads to the system

$$\varrho \ddot{u} = \sigma_x, \quad D\pi = \sigma, \quad \text{and} \quad \dot{\sigma} = C(\dot{u}_x - \pi) - \ell^2 C(\dot{u}_x - \pi)_{xx}. \quad (45)$$

By eliminating the creep rate π and the stress σ , we obtain the dispersive equation

$$\frac{1}{C} \ddot{u} + \frac{1}{D} \dot{u} - \frac{1}{\varrho} u_{xx} = \ell^2 \left(\frac{1}{D} \dot{u} - \frac{1}{\varrho} u_{xx} \right)_{xx}. \quad (46)$$

Note that, for $\ell = 0$, (46) naturally turns into the telegraph equation (13) written for u . For $\ell > 0$, (14) expands to

$$\frac{\omega^2 - \gamma^2}{C} + i \frac{2\omega\gamma}{C} - i \frac{\omega}{D} + \frac{\gamma}{D} - \frac{1}{\varrho\lambda^2} = \ell^2 \left(\frac{1}{\varrho\lambda^4} - \frac{\gamma}{D\lambda^2} + i \frac{\omega}{D\lambda^2} \right),$$

from which we obtain the Kramers-Kronig relations (15) expanded here as

$$\frac{\omega^2 - \gamma^2}{C} + \frac{1}{D} \gamma - \frac{1}{\varrho\lambda^2} = \ell^2 \left(\frac{1}{\varrho\lambda^4} - \frac{\gamma}{D\lambda^2} \right) \quad \text{and} \quad \frac{2}{C} \gamma = \frac{1}{D} + \frac{\ell^2}{D\lambda^2}.$$

This gives

$$v = \sqrt{\frac{C}{\varrho} + \gamma\left(\gamma - \frac{C}{D}\right)\lambda^2 + \ell^2 C \left(\frac{1}{\varrho\lambda^2} + \frac{\gamma}{D}\right)} \quad \text{with} \quad \gamma = \frac{C}{2D} + \frac{\ell^2 C}{2D\lambda^2}. \quad (47)$$

Naturally, for $\ell = 0$, it reduces to the Maxwell dispersion (16). This is illustrated on Figure 10 together with the Q-factor $1/(1-e^{-2\lambda\gamma/v})$. As expected, adding the conservative

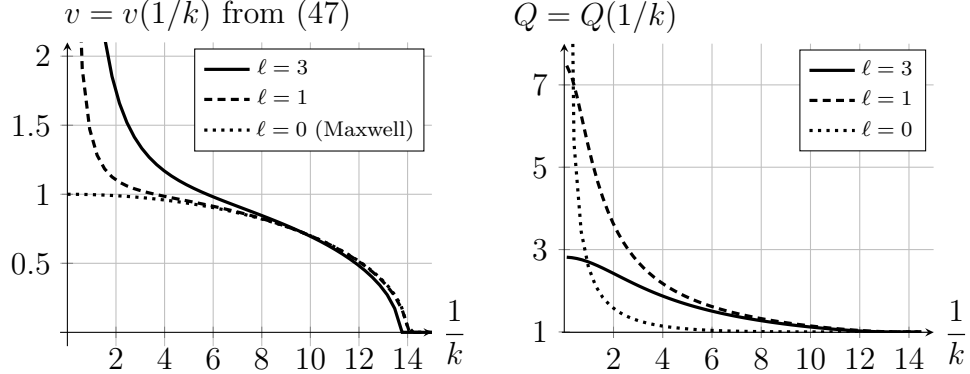


Figure 10: *Anomalous dispersion of the velocity according (47) for $\ell = 3, 1, 0$ (left) and the corresponding Q-factor (right). The case $\ell = 0$ is the Maxwell model from Figure 2 again $C=1, \varrho = 1$, and $D = 7$.*

gradient into the Maxwell model as in (45) facilitates propagation of ultra-high frequency waves, i.e. waves with ultra-short wavelength. Notably, for $D \rightarrow \infty$, this dispersive model becomes fully conservative, $\gamma = 0$, and

$$v = \sqrt{\frac{C}{\varrho} \left(1 + \frac{\ell^2}{\lambda^2}\right)}. \quad (48)$$

The same asymptotics towards anomalously dispersive model holds for the Kelvin-Voigt model from Section 3.2 with $D \rightarrow 0$, cf. Figure 6.

3.6 Dissipative-gradient Jeffreys rheology

A dissipative gradient enhancement of the Jeffreys rheology suggests three variants, copying either (23) or (41), or both. Again, we need a formulation with the internal variable as the creep strain rate π . Thus, (18) extended by two gradient terms reads as

$$\varrho \ddot{u} = (D_1 \dot{u}_x + Ce + \ell_1^2 D_1 \dot{u}_{xxx})_x, \quad (49a)$$

$$\dot{e} = \dot{u}_x - \pi, \quad \text{and} \quad D_2(\pi - \ell_2^2 \pi_{xx}) = Ce. \quad (49b)$$

To reveal the underlying dispersive wave equation, we make the elimination of π from the last and the penultimate equation in (49):

$$\dot{e} - \ell_2^2 \dot{e}_{xx} + \frac{C}{D_2} e = (\dot{u} - \ell_2^2 \dot{u}_{xx})_x \quad (50)$$

Then, we differentiate the first equation in (49) in time, which yields

$$\varrho \ddot{u} = (D_1 \ddot{u}_x + C \dot{e} + \ell_1^2 D_1 \ddot{u}_{xxx})_x. \quad (51)$$

Summing it with the first equation in (49) multiplied by C/D_2 and subtracting the first equation in (49) multiplied by ℓ_2^2 and differentiated twice in space, we can use (50) to eliminate also e and obtain the dispersive wave equation in terms of the displacement u , which, after integration in time, reads as

$$\begin{aligned} \varrho(\ddot{u} - \ell_2^2 \ddot{u}_{xx}) - C(u - \ell_2^2 u_{xx})_{xx} &= D_1(\dot{u} - \ell_2^2 \dot{u}_{xx})_{xx} + C \frac{D_1}{D_2} u_{xx} \\ &\quad - \varrho \frac{C}{D_2} \dot{u} + \ell_1^2 D_1 (\dot{u} - \ell_2^2 \dot{u}_{xx})_{xxxx} + C \frac{\ell_1^2 D_1}{D_2} u_{xxxx}. \end{aligned} \quad (52)$$

Using the ansatz (4) and abbreviating $a(\lambda) = 1 + \ell_2^2/\lambda^2$, we obtain

$$\varrho w^2 a(\lambda) - i\varrho \frac{Cw}{D_2} - iD_1 w \frac{a(\lambda)}{\lambda^2} - \frac{CD_1}{D_2 \lambda^2} - C \frac{a(\lambda)}{\lambda^2} + iw \ell_1^2 D_1 \frac{a(\lambda)}{\lambda^4} + \frac{C \ell_1^2 D_1}{D_2 \lambda^4} = 0.$$

Reminding $w = \omega + i\gamma$ and $w^2 = \omega^2 - \gamma^2 + 2i\omega\gamma$, the resulting Kramers-Kronig relations are

$$\begin{aligned} \varrho(\omega^2 - \gamma^2)a(\lambda) + \varrho \frac{C\gamma}{D_2} + D_1 \gamma \frac{a(\lambda)}{\lambda^2} - \frac{CD_1}{D_2 \lambda^2} - C \frac{a(\lambda)}{\lambda^2} - \gamma \ell_1^2 D_1 \frac{a(\lambda)}{\lambda^4} + \frac{C \ell_1^2 D_1}{D_2 \lambda^4} &= 0, \\ \text{and } 2\varrho\omega\gamma a(\lambda) - \varrho \frac{C}{D_2} - D_1 \frac{a(\lambda)}{\lambda^2} + \ell_1^2 D_1 \frac{a(\lambda)}{\lambda^4} &= 0. \end{aligned}$$

Reminding $v = \omega\lambda$, we obtain the velocity $v = v(\lambda)$ as

$$\begin{aligned} v &= \sqrt{\frac{C}{\varrho} + \lambda^2 \gamma^2(\lambda) - \frac{C\lambda^2 \gamma(\lambda)}{D_2 a(\lambda)} - \frac{D_1 \gamma(\lambda)}{\varrho} + \frac{CD_1}{\varrho D_2 a(\lambda)} + \frac{\ell_1^2 D_1 \gamma(\lambda)}{\varrho \lambda^2} - \frac{C \ell_1^2 D_1}{\varrho D_2 \lambda^2 a(\lambda)}} \\ \text{where } a(\lambda) &= 1 + \frac{\ell_2^2}{\lambda^2} \quad \text{and} \quad \gamma(\lambda) = \frac{C}{2D_2 a(\lambda)} + \frac{D_1}{2\varrho \lambda^2} - \frac{\ell_1^2 D_1}{2\varrho \lambda^4}. \end{aligned} \quad (53)$$

Like in Figure 2(dotted line), this gradient model leads to a general dispersion with a limited frequency range for transmission of waves.

3.7 Stress gradients

The basic Hooke merely elastic rheology described by the non-dispersive hyperbolic model $\varrho \ddot{u} = C u_{xx}$, written in the rate stress/velocity form as the system $\varrho \dot{v} = \sigma_x$ and $\dot{\sigma} = C v_x$, can be modified by a conservative gradient as

$$\varrho \dot{v} = \sigma_x \quad \text{and} \quad \dot{\sigma} - \ell^2 \dot{\sigma}_{xx} = C v_x. \quad (54)$$

This is an essence of the stress-gradient theory of Eringen [30] and Aifantis [2]; for comparison cf. [7]. Substituting the first equation in (54) differentiated in x into the second one differentiated in t eliminates v and we obtain the dispersive wave equation

$$\varrho(\ddot{\sigma} - \ell^2 \ddot{\sigma}_{xx}) - C \sigma_{xx} = 0. \quad (55)$$

The wave equation (1) is thus enhanced by the micro-inertia, cf. Remark 4 below.

Actually, the same equation as (55) holds in term of displacement u when substituting that $v = \dot{u}$ and integrating (55) in time. Like in (42), one can see the micro-inertia term $\varrho \ell^2 \ddot{u}_{xx}$. This merely elastic model is fully conservative, i.e. there is no energy dissipation and thus Q-factor is $+\infty$, but anyhow there is a dispersion. Using the ansatz $\sigma = e^{i(\omega t + x/\lambda)}$ as in (4) for (55), we obtain

$$\varrho \omega^2 - \frac{\varrho \ell^2}{\lambda^2} \omega^2 - \frac{C}{\lambda^2} = 0. \quad (56)$$

From this, we obtain the Kramers-Kronig relations

$$\varrho(\omega^2 - \gamma^2) \left(1 - \frac{\ell^2}{\lambda^2}\right) = \frac{C}{\lambda^2} \quad \text{and} \quad 2\varrho\gamma \left(1 - \frac{\ell^2}{\lambda^2}\right) = 0. \quad (57)$$

The latter relation gives $\gamma = 0$ so that the former relation results to

$$v = \omega\lambda = \sqrt{\frac{C}{\varrho(1 - \ell^2/\lambda^2)}}. \quad (58)$$

The real-valued velocity is obtained for $\lambda > \lambda_{\text{crit}} := \ell$. Note that v in (58) decays with increasing λ , which means the anomalous dispersion. For ultra-long waves, the velocity asymptotically approaches the velocity in the nondispersive model $\sqrt{C/\varrho}$ while for $\lambda \rightarrow \lambda_{\text{crit}}$, the velocity blows up to $+\infty$.

One can consider a combination of this fully conservative model with the previous viscous dissipative models. The *Kelvin-Voigt rheology with stress diffusion* would expand (54) as

$$\varrho \dot{v} = \sigma_x \quad \text{and} \quad (\dot{\sigma} - \ell^2 \dot{\sigma}_{xx}) = C v_x + D \dot{v}_x. \quad (59)$$

This gives the additional term $D \dot{\sigma}_{xx}$ on the right-hand side of (55) and $iD\omega/\lambda^2$ in (56). Therefore (57) expands as

$$\varrho(\omega^2 - \gamma^2) \left(1 - \frac{\ell^2}{\lambda^2}\right) = \frac{C}{\lambda^2} - \frac{D\gamma}{\lambda^2} \quad \text{and} \quad 2\varrho\gamma \left(1 - \frac{\ell^2}{\lambda^2}\right) = \frac{D}{\lambda^2}. \quad (60)$$

The latter relation gives γ , and then the former relation yields the velocity:

$$v = \omega\lambda = \sqrt{\frac{C - \gamma D + \lambda^2 \gamma^2}{\varrho(1 - \ell^2/\lambda^2)}} \quad \text{with} \quad \gamma = \frac{D}{2\varrho(\lambda^2 - \ell^2)}. \quad (61)$$

For $D = 0$ we obtain the model (54) with the critical wave-length $\lambda_{\text{crit}} = \ell$ while for $\ell = 0$ we obtain the Kelvin-Voigt model (5) with the critical wave-length $\lambda_{\text{crit}} = D/(2\sqrt{\varrho C})$. Depending which model dominates, i.e. whether $D/(2\sqrt{\varrho C}) < \ell$ or not, the dispersion is monotone (anomalous) or non-monotone, cf. Figure 11-left while the corresponding Q-factor $1/(1 - e^{-2\lambda\gamma/v})$ is in Figure 11-right.

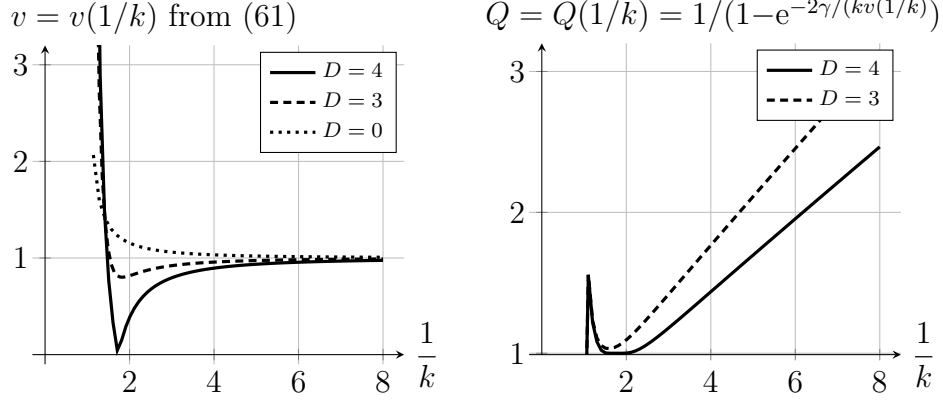


Figure 11: An anomalous or nonmonotone dispersion of the wave velocity (left) due to (58) and (61) and the Q -factor (right) in dependence on the angular wavelength $\lambda = 1/k$; $C = 1$, $\rho = 1$, and $\ell = 1$, For (58) which is (61) with $D = 0$, $Q = +\infty$ is not depicted.

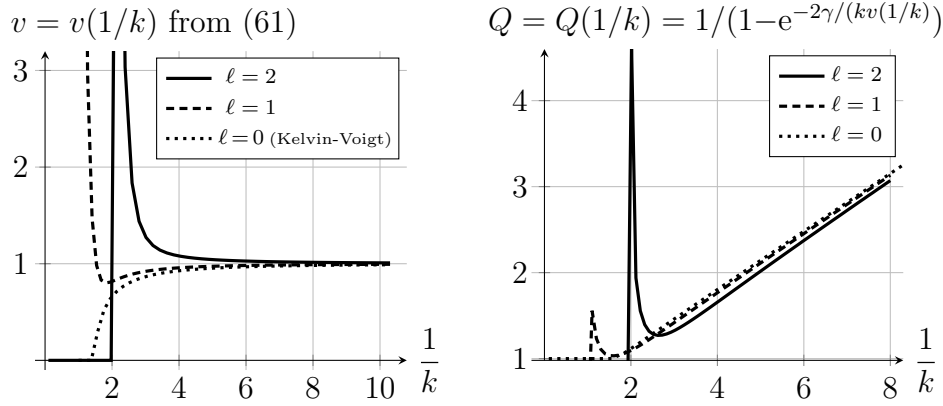


Figure 12: A normal or nonmonotone dispersion of the wave velocity (left) due to (58) and (61) and the Q -factor (right) in dependence on the angular wavelength $\lambda = 1/k$; $C = 1$, $\rho = 1$, and $D = 3$. For $\ell = 0$, it coincides with the Kelvin-Voigt model from Figure 2.

As already mentioned, for $\ell \rightarrow 0$, we obtain in the limit the conventional Kelvin-Voigt rheology. The asymptotic behaviour and comparison with that Kelvin-Voigt model is illustrated in Figure 12.

The concept of *stress diffusion applied to the Maxwell rheology* leads to the system

$$\rho \dot{v} = \sigma_x \quad \text{and} \quad \frac{\dot{\sigma}}{C} + \frac{\sigma}{D} = v_x + \frac{\ell^2 \sigma_{xx}}{D}. \quad (62)$$

Realizing the Hooke law $\sigma = Ce$, (62) turns into a system for (v, e) with a strain diffusion:

$$\rho \dot{v} = Ce_x \quad \text{and} \quad D\dot{e} + Ce = Dv_x + \ell^2 Ce_{xx}. \quad (63)$$

Eliminating v from (62), we obtain the dispersive wave equation

$$\frac{\ddot{\sigma}}{C} + \frac{\dot{\sigma}}{D} - \frac{\sigma_{xx}}{\rho} = \frac{\ell^2}{D} \dot{\sigma}_{xx}. \quad (64)$$

Using the ansatz (4) for σ , we obtain $w^2/C - iw/D - 1/(\varrho\lambda^2) = i\ell^2 w/(D\lambda^2)$. In terms of the real-valued coefficients ω and γ , it gives

$$\frac{\omega^2 - \gamma^2}{C} + i\frac{2\omega\gamma}{C} - i\frac{\omega}{D} + \frac{\gamma}{D} - \frac{1}{\varrho\lambda^2} = i\frac{\ell^2 \omega}{D\lambda^2} - \frac{\ell^2 \gamma}{D\lambda^2}, \quad (65)$$

The Kramers-Kronig relations (15) expand to

$$\frac{1}{C}(\omega^2 - \gamma^2) + \frac{1}{D}\gamma - \frac{1}{\varrho\lambda^2} + \frac{\ell^2 \gamma}{D\lambda^2} = 0 \quad \text{and} \quad \frac{2}{C}\gamma = \frac{1}{D} + \frac{\ell^2}{D\lambda^2}, \quad (66)$$

After some algebra, we obtain the velocity

$$v(\lambda) = \omega^2 \lambda^2 = \sqrt{\frac{C}{\varrho} - \frac{C^2(\lambda^2 + \ell^2)^2}{4D^2\lambda^2}}. \quad (67)$$

This yields a general nonmonotone dispersion which is, together with the corresponding Q-factor $1/(1 - e^{-2\lambda\gamma/v})$ as in (9), displayed in Fig. 13.

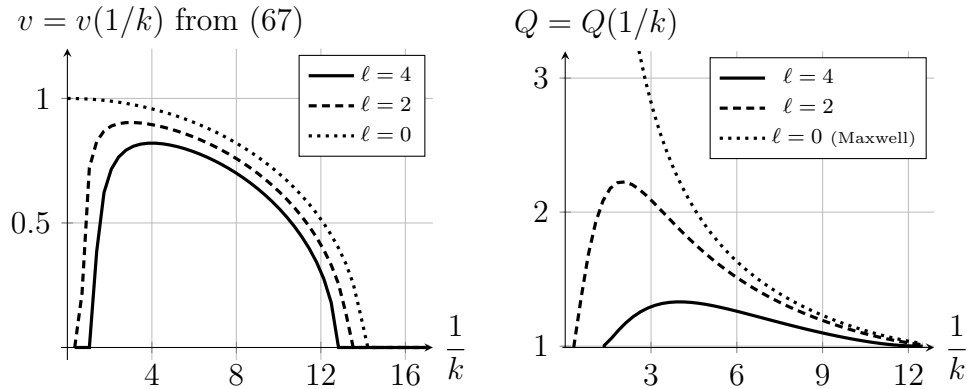


Figure 13: A nonmonotone dispersion of the wave velocity (left) due to (67) and the Q-factor (right) in dependence on the angular wavelength $\lambda = 1/k$; $C = 1$, $\varrho = 1$, and $D = 7$. For $\ell = 0$, it coincides with the Maxwell model from Figure 2.

3.8 Gradient regularization of the kinematic constraint

Another possibility is to involve the dissipative stress gradient into the kinematic constraint $\dot{e} = v_x$ in (1), leading to the parabolic-type regularization

$$\dot{e} = v_x + \varepsilon e_{xx} \quad (68)$$

with $\varepsilon > 0$ a (presumably small) diffusion parameter (in m^2/s). Alternatively, one can think about a similar regularization by a stress gradient instead of the strain gradient, i.e.

$$\dot{e} = v_x + \varepsilon \sigma_{xx} \quad (69)$$

with some (presumably small) coefficient $\varepsilon > 0$ in $\text{m}^2/(\text{Pa s}) = \text{m}^5/(\text{J s})$. Such a dissipative modification of the purely conservative model (1) reads as

$$\rho \dot{v} = \sigma_x \quad \text{with} \quad \sigma = Ce \quad \text{and} \quad \dot{e} = v_x + \varepsilon \sigma_{xx}. \quad (70)$$

The energetics behind (70) can be revealed (assuming homogeneous boundary conditions as in Remark 2) by testing $\rho \dot{v} = Ce_x$ by v . When integrating it over a spatial domain Ω , this gives

$$\begin{aligned} \frac{d}{dt} \int_{\Omega} \frac{\rho}{2} v^2 dx + \int_{\Omega} C e v_x dx &= \frac{d}{dt} \int_{\Omega} \frac{\rho}{2} v^2 dx + \int_{\Omega} C e \left(\dot{e} - \frac{\sigma_{xx}}{D} \varepsilon \sigma_{xx} \right) dx \\ &= \frac{d}{dt} \int_{\Omega} \left(\frac{\rho}{2} v^2 + \frac{1}{2} C e^2 \right) dx + \int_{\Omega} \varepsilon C \sigma_x^2 dx = 0. \end{aligned}$$

The last term reveals the dissipation rate $\varepsilon C \sigma_x^2$, which shows the dissipative character of this regularization and explains why the last term in (70) is sometimes referred as the stress-diffusion. Differentiating the first equation in (70) in space and the second one in time allows for the elimination of v to obtain the dispersive wave equation $\ddot{\sigma}/C - \sigma_{xx}/\rho - \varepsilon \dot{\sigma}_{xx} = 0$. In terms of e , it can be written as

$$\rho \ddot{e} - \varepsilon \rho C \dot{e}_{xx} - C e_{xx} = 0, \quad (71)$$

which has the same structure (and thus the same dispersion and Q-factor) as in the Kelvin-Voigt model (5) except that, instead of D in (5), the viscosity coefficient in (71) is now $\varepsilon \rho C$.

Such parabolic-type regularization can be combined with the previous viscous dissipative models. In the case of the Kelvin-Voigt model which expands the momentum equation by viscosity, it leads to

$$\rho \dot{v} = \sigma_x + D v_{xx} \quad \text{with} \quad \sigma = Ce \quad \text{and} \quad \dot{e} = v_x + \varepsilon \sigma_{xx}. \quad (72)$$

Differentiating the first equation in (72) in space and the latter equation both once in time and separately also twice in space allows for the elimination of v to obtain the dispersive wave equation in terms of the stress σ :

$$\rho \ddot{\sigma} - C \sigma_{xx} - (D + \varepsilon \rho C) \dot{\sigma}_{xx} + \varepsilon C D \sigma_{xxxx} = 0. \quad (73)$$

It is to observe that, qualitatively, this model exhibits the same dispersion and Q-factor as the conservative-gradient enhancement (30). In particular, a nondispersive situation appears also here if $2\rho C D = \varepsilon(D^2 + \rho^2 C^2)$.

An alternative to (72) arises by using the total stress $\sigma = Ce + D\dot{e}$ instead of only the elastic stress $\sigma = Ce$. This yields

$$\rho \dot{v} = \sigma_x \quad \text{with} \quad \sigma = Ce + D\dot{e} \quad \text{and} \quad \dot{e} = v_x + \varepsilon \sigma_{xx}. \quad (74)$$

Differentiation the first equation in (74) in space and the latter equation in time allows for the elimination of v to obtain the dispersive wave equation in terms of the strain e :

$$\rho \ddot{e} - C e_{xx} - \varepsilon \rho D \ddot{e}_{xx} - (D + \varepsilon \rho C) \dot{e}_{xx} = 0. \quad (75)$$

Again we can see a micro-inertia term \ddot{e}_{xx} and, in fact, the same structure (and thus the similar dispersion and Q-factor) as the Kelvin-Voigt model with the stress diffusion (59). Naturally, for $\varepsilon \rightarrow 0$, both models (72) and (74) become equivalent to (each other and to) the Kelvin-Voigt model (5).

Remark 4 (*Micro-inertia*). The inertia-gradient terms of the type $\rho \ddot{u}_{xx}$ as in (42) or, when written in terms of u , in (55) or (75) is sometimes called micro-inertia. See e.g. [5, 6, 42, 55, 60] for discussion about micro-inertia as invented by R.D. Mindlin [62] and related possible other gradient terms and dispersion analysis. Cf. also [29] or [14, Sect.6.3-4]. The inviscid variant of (75), i.e. the hyperbolic equation of the type $\rho(\ddot{u} - \ell^2 \ddot{u}_{xx}) - C u_{xx} = 0$ as (55), is sometimes called a Love-Rayleigh model, cf. [14, Sect. 1.2.4].

4 Notes about gradient theories at large strains

Models in the large-strain continuum mechanics in the three space dimensions are inevitably governed by very nonlinear partial differential equations. In dynamical situations, rigorous analytical justification of such models as far as a mere existence of (suitably defined notions of weak) solutions is problematic, cf. [8, 9]. There is a certain agreement that involving some gradient theories is inevitable to facilitate a rigorous analysis and to ensure stability and convergence of various numerical approximation strategies. This section aims to survey various options from the perspective of the dispersive models in the previous section 3.

In the large-strain continuum mechanics, the basic geometrical concept is a *deformation* $\mathbf{y} : \Omega \rightarrow \mathbb{R}^3$ as a mapping from a reference configuration $\Omega \subset \mathbb{R}^3$ into the physical space \mathbb{R}^3 . We will denote the referential (resp. the current) quantities by upright (resp. slanted) fonts. In particular, we denote by \mathbf{x} and \boldsymbol{x} the reference (Lagrangian) and the current (Eulerian) point coordinates, respectively. The further basic geometrical object is the (referential) *deformation gradient* $\mathbf{F}(\mathbf{x}) = \nabla_{\mathbf{x}} \mathbf{y}$.

If evolving in time, $\boldsymbol{x} = \mathbf{y}(t, \mathbf{x})$ is sometimes called a “motion”. The inverse motion $\boldsymbol{\xi} = \mathbf{y}^{-1} : \mathbf{y}(\Omega) \rightarrow \Omega$, if it exists, is called a *return* (or sometimes a *reference*) *mapping*. The important quantity is the (referential) velocity $\mathbf{v} = \frac{d}{dt} \mathbf{y}(t, \mathbf{x})$ with d/dt the derivative with respect to time of a time dependent function. When composed with the return mapping $\boldsymbol{\xi}$, we obtain the Eulerian representations

$$\mathbf{F}(t, \boldsymbol{x}) = \mathbf{F}(t, \boldsymbol{\xi}(\boldsymbol{x})) \quad \text{and} \quad \mathbf{v}(t, \boldsymbol{x}) = \mathbf{v}(t, \boldsymbol{\xi}(\boldsymbol{x})). \quad (76)$$

The rheologies from Section 2, exploiting one elastic element, are now characterized by a non-quadratic stored energy $\varphi = \varphi(F)$ with $F \in \mathbb{R}^{3 \times 3}$, being assumed frame indifferent,

i.e. a function of the right Cauchy-Green tensor $C = F^\top F$ and hence surely nonconvex. Moreover, the blow-up $\varphi(F) \rightarrow +\infty$ when $\det F \rightarrow 0+$ is often imposed to grant a local non-interpenetration of the deformed medium. Existence of such potential of conservative forces is an essence of the concept of *hyperelastic materials*. Among several options, we specifically consider φ in $\text{J/m}^3 = \text{Pa}$ (not in J/kg), meaning energy per referential (not current) volume.

4.1 Lagrangian formulation

The small-strain 1-dimensional kinematic constraint $\dot{e} = v_x$ in (1) is now “translated” into the large-strain Lagrangian formulation as

$$\dot{\mathbf{F}} = \nabla \mathbf{v}. \quad (77)$$

The elastic response now leads to the first *Piola-Kirchhoff stress* $\mathbf{S} = \varphi'(\mathbf{F})$, so that the large-strain analog of the fully conservative model (1) is now $\rho \dot{\mathbf{v}} - \text{div} \mathbf{S} = \mathbf{0}$ with $\mathbf{S} = \varphi'(\mathbf{F})$ and with a referential mass density $\rho = \rho(\mathbf{x})$ to be completed by (77).

The large-strain Kelvin-Voigt model (30) uses also a nonlinear dashpot governed by a dissipative potential $\zeta = \zeta(\mathbf{F}, \dot{\mathbf{F}})$. The frame indifference of dissipative forces is quite delicate, as pointed out in [4], and dictates that ζ should be a function of $\mathbf{C} = \mathbf{F}^\top \mathbf{F}$ and its rate $\dot{\mathbf{C}} = 2\text{sym}(\mathbf{F}^\top \dot{\mathbf{F}})$. The analog to the 1-dimensional linear dashpot $\sigma = D\dot{e}$ is now $4D\mathbf{F}\text{sym}(\mathbf{F}^\top \dot{\mathbf{F}})$. In simple materials, as pointed out also in [8, Sec. 3.2], this model does not seem mathematically tractable as far as existence of global solutions or their approximation. Actually, some results are available only for short-time analysis or usage of a certain very weak (measure-valued) concept of solutions or on a non-invariant viscous stress; cf. [24, 25, 68, 70, 82].

The conservative-gradient capillarity-type enhancement of the Kelvin-Voigt model like (30) consists in involving the conservative hyperstress $\ell^2 C \nabla \mathbf{F}$, i.e. the conservative stress $-\text{div}(\ell^2 C \nabla \mathbf{F})$. This can be obtained from the extended stored energy $\varphi(\mathbf{F}) + \frac{1}{2} \ell^2 C |\nabla \mathbf{F}|^2$. The large-strain analog of the model (30) now reads as

$$\rho \dot{\mathbf{v}} - \text{div}(\mathbf{D} + \mathbf{S}) = \mathbf{0} \quad \text{with} \quad \mathbf{S} = \varphi'(\mathbf{F}) - \text{div}(\ell^2 C \nabla \mathbf{F}) \quad (78a)$$

$$\text{and} \quad \mathbf{D} = 4D\mathbf{F}\text{sym}(\mathbf{F}^\top \dot{\mathbf{F}}) \quad (78b)$$

to be combined with the kinematic equation (77). The conservative variant, i.e. (78) with $D = 0$, gives the purely elastic model analogous to (30) with $D = 0$ as in Figure 6, was analytically justified in [48, Sect.9.2.1]. The Kelvin-Voigt model (30) with $D > 0$ was analyzed in [61] or [48, Sect.9.3]. Conceptually, according to the analysis from Section 3.2, this model (78) has a potentiality to suppress the dispersion of elastic waves.

The analog of the small-strain Green-Naghdi additive decomposition (11) is now conventionally replaced by the Kröner-Lee-Liu [45, 49] *multiplicative decomposition* $\mathbf{F} = \mathbf{F}_{\text{EL}} \mathbf{F}_{\text{IN}}$ with \mathbf{F}_{EL} the elastic distortion \mathbf{F}_{IN} and the inelastic distortion \mathbf{F}_{IN} which is considered isochoric, i.e. $\det \mathbf{F}_{\text{IN}} = 1$; this constraint allows to distinguish the deviatoric and the isochoric

(volumetric) parts of the model and to considered different rheologies for them, typically a solid rheology (often even ideally rigid, so incompressible) for the volumetric part while some fluidic rheology for the deviatoric part. The stored energy φ now depends on $\mathbf{F}_{\text{EL}} = \mathbf{F}\mathbf{F}_{\text{IN}}^{-1}$ instead of \mathbf{F} . In the case of Maxwell's rheology with a linear creep, the other ingredient is the dissipation potential $\zeta = \zeta(\mathbf{F}_{\text{IN}}, \cdot) : \mathbb{R}^{3 \times 3} \rightarrow \mathbb{R}$ depending (in the case of linear creep quadratically) on the inelastic distortion rate $\dot{\mathbf{F}}_{\text{IN}}$.

The large-strain analog of the Jeffreys rheology from Section 2.3 now leads to the system of 1st-order differential equations for $(\mathbf{v}, \mathbf{F}, \mathbf{F}_{\text{IN}})$:

$$\rho \dot{\mathbf{v}} - \text{div}(\mathbf{D} + \mathbf{S}\mathbf{F}_{\text{IN}}^{-\top}) = \mathbf{0} \quad \text{with} \quad \mathbf{S} = \varphi'(\mathbf{F}_{\text{EL}}) \quad \text{and} \quad \mathbf{D} = 4D_1 \mathbf{F} \text{sym}(\mathbf{F}^\top \dot{\mathbf{F}}), \quad (79a)$$

$$\zeta'_{\dot{\mathbf{F}}_{\text{IN}}}(\mathbf{F}_{\text{IN}}, \dot{\mathbf{F}}_{\text{IN}}) + \mathbf{S}_{\text{IN}} = \mathbf{0} \quad \text{with} \quad \mathbf{S}_{\text{IN}} = \mathbf{F}^\top \mathbf{S}(\mathbf{F}_{\text{IN}}^{-1})' \quad \text{with} \quad \mathbf{F}_{\text{EL}} = \mathbf{F}\mathbf{F}_{\text{IN}}^{-1} \quad (79b)$$

to be combined with the kinematic equation (77). In (79b), the differential of the nonlinear mapping $(\cdot)^{-1} =: \mathbb{R}^{3 \times 3} \rightarrow \mathbb{R}^{3 \times 3}$ is the 4th-order tensor $(\mathbf{F}_{\text{IN}}^{-1})' = \text{Cof}'\mathbf{F}_{\text{IN}}^\top - \text{Cof}\mathbf{F}_{\text{IN}}^\top \otimes \text{Cof}\mathbf{F}_{\text{IN}}$ with Cof' denoting the differential of the cofactor-mapping $\text{Cof} = (\det \cdot)(\cdot)^{-\top} : \mathbb{R}^{3 \times 3} \rightarrow \mathbb{R}^{3 \times 3}$; here $\det \mathbf{F}_{\text{IN}} = 1$ is used. For $D_1 = 0$, this degenerates to a nonlinear hyperbolic system (representing the analog of the Maxwell rheology from Section 2.2) and its solution is analytically problematic. Even, the ‘‘parabolic’’ situation $D_1 > 0$ does not seem much better at this point.

The conservative gradient enhancement like (45) would be now ‘‘translated’’ into large strains by expanding \mathbf{S} in (79a) as in (78a), i.e. here $\mathbf{S} = \varphi'(\mathbf{F}_{\text{EL}}) - \text{div}(\ell_1^2 C \nabla \mathbf{F}_{\text{EL}})$. This corresponds to the enhancement of the stored energy $\varphi(\mathbf{F}_{\text{EL}})$ by the term $\frac{1}{2} \ell_1^2 C |\nabla \mathbf{F}_{\text{EL}}|^2$. Yet, the rigorous analysis seems, however, again analytically open, cf. [48, Remark 9.4.6] or [75, Remark 2.3]. Here a combination with the dissipative gradient like in Sections 3.4 but of a higher order can help: with ζ in (79b) expanded by the 2nd-order gradient $\frac{1}{2} \int_{\Omega} |\ell^2 \nabla^2 \dot{\mathbf{F}}_{\text{IN}}|^2 dx$ which, when the derivative of ζ in (79b) understood in a functional sense, contributes to the left-hand side of (79b) by the 4th-order-gradient stress $\text{div}^2(\ell^4 \nabla^2 \dot{\mathbf{F}}_{\text{IN}})$. For a rigorous analysis, we refer to [23].

One can also consider a conservative gradient as in the Poynting-Thomson standard solid in Remark 1, here enhancing \mathbf{S}_{IN} in (79b) by the term $-\text{div}(H \nabla \mathbf{F}_{\text{IN}})$. In [74, 75] and in [48, Sect.9.4], a simplified enhancement by $\frac{1}{2} \ell^2 C |\nabla \mathbf{F}|^2$, leading to the higher-order gradient contribution to the Piola-Kirchhoff stress $-\mathbf{F} \text{div}(\ell^2 C \nabla \mathbf{F})$, was rigorously analyzed but, mixing \mathbf{F}_{EL} and \mathbf{F} in the stored energy is rather a misconception for a Maxwellian-type rheologies, corresponding rather to Zener's standard solid model.

Remark 5 (*Normal dispersion by multipolar viscosity.*). The multipolar viscosity $\ell^2 D \dot{u}_{xxxx}$ in Sections 3.1 or Sect. 3.3 should now involve the gradient of the rate of \mathbf{F} in the the dissipation potential. Yet, by frame indifference the dissipation potential should depend on the rate \mathbf{R} of the right Cauchy-Green tensor $\mathbf{C} = \mathbf{F}^\top \mathbf{F}$, i.e. on $\mathbf{R} = \dot{\mathbf{C}} = 2\text{sym}(\mathbf{F}^\top \dot{\mathbf{F}})$, rather than on $\dot{\mathbf{F}}$. For the quadratic isotropic dissipation potential $\mathcal{D}(\mathbf{R}) = \frac{1}{2} \ell^2 D \int_{\Omega} |\nabla \mathbf{R}|^2 dx$, the

contributions to the dissipative Piola-Kirchhoff stress \mathbf{D} arising as the functional derivative of $\dot{\mathbf{F}} \mapsto \mathcal{D}(\mathbf{R})$ when realizing that

$$\nabla \mathbf{R} = \nabla \overline{(\mathbf{F}^\top \mathbf{F})} = \nabla \mathbf{F}^\top \cdot \dot{\mathbf{F}} + \mathbf{F}^\top \cdot \nabla \dot{\mathbf{F}} + \nabla \dot{\mathbf{F}}^\top \cdot \mathbf{F} + \dot{\mathbf{F}}^\top \cdot \nabla \mathbf{F}$$

consists both from the stress depending linearly on $\dot{\mathbf{F}}$ through coefficients of the type $\nabla \mathbf{F} \otimes \nabla \mathbf{F}$ and the divergence of a hyperstress depending linearly on $\nabla \dot{\mathbf{F}}$ through coefficients of the type $\mathbf{F} \otimes \mathbf{F}$. The rigorous analysis (as well as convergent numerical strategies) of such model seems very nontrivial because it needs strong convergence (of an approximation) of $\nabla \mathbf{F}$, and open.

4.2 Eulerian formulation

The Eulerian velocity \mathbf{v} from (76) is employed in the *convective time derivative* $\frac{D}{Dt}(\cdot) = \frac{\partial}{\partial t}(\cdot) + (\mathbf{v} \cdot \nabla)(\cdot)$ with ∇ considered in this subsection with respect to the current coordinates, to be used for scalars and, component-wise, for vectors or tensors. The small-strain kinematic constraint $\dot{e} = v_x$ in (1) is now “translated” into large-strain Eulerian formulation as

$$\frac{D\mathbf{F}}{Dt} = (\nabla \mathbf{v})\mathbf{F}. \quad (80)$$

Equivalently, in terms of the *left Cauchy-Green tensor* $\mathbf{B} = \mathbf{F}\mathbf{F}^\top$, (80) can be written as

$$\frac{D\mathbf{B}}{Dt} = (\nabla \mathbf{v})\mathbf{B} + \mathbf{B}(\nabla \mathbf{v}) \quad (81)$$

or, written shortly, $\overset{\vee}{\mathbf{B}} = \mathbf{0}$ where $\overset{\vee}{\mathbf{B}} := \frac{D}{Dt}\mathbf{B} - (\nabla \mathbf{v})\mathbf{B} - \mathbf{B}(\nabla \mathbf{v})$ denotes the so-called *upper-convected time derivative*.

In contrast to the referential mass density $\rho = \rho(\mathbf{x})$, the current mass density $\varrho = \varrho(t, \mathbf{x})$ now depends also on time and its evolution is governed by the continuity equation

$$\frac{D\varrho}{Dt} = (\operatorname{div} \mathbf{v})\varrho. \quad (82)$$

When the initial deformation is identity, i.e. $\mathbf{x} = \mathbf{y}(0, \mathbf{x}) = \mathbf{x}$ and (82) is completed with the initial condition $\varrho(0, \mathbf{x}) = \rho(\mathbf{x})$, it holds $\varrho = \rho/\det \mathbf{F}$. The (hyper)elastic response is again governed by the stored energy φ which is now a function of the Eulerian deformation gradient \mathbf{F} . This leads to the symmetric *Cauchy stress* $\mathbf{T} = \varphi'(\mathbf{F})\mathbf{F}^\top/\det \mathbf{F}$. The momentum equation is now $\varrho \frac{D\mathbf{v}}{Dt} = \operatorname{div} \mathbf{T}$ or, equivalently, $\dot{\mathbf{v}} = \operatorname{div}(\mathbf{T} - \varrho \mathbf{v} \otimes \mathbf{v})$. Analysis of this nonlinear hyperbolic system is naturally very difficult and only limited results are available in special cases, cf. e.g. [40, 77].

The analog of the 1D small-strain Kelvin-Voigt model (5) written as $\varrho \dot{v} - (Dv_x + Ce)_x = 0$ now leads to the system for $(\varrho, \mathbf{F}, \mathbf{v})$ composed from (80), (82), and the momentum equation

$$\varrho \frac{D\mathbf{v}}{Dt} - \operatorname{div}(\mathbf{T} + \mathbf{D}) = \mathbf{0} \quad \text{with} \quad \mathbf{T} = \frac{\varphi'(\mathbf{F})\mathbf{F}^\top}{\det \mathbf{F}} \quad (83a)$$

$$\text{and} \quad \mathbf{D} = D\mathbf{e}(\mathbf{v}). \quad (83b)$$

The mere existence of suitably defined solutions (not speaking about its uniqueness or numerical approximation) of this (very nonlinear) system is nowadays generally considered as still open if no gradient theories are involved. Some results exist only for vanishing shear elastic response (i.e. for viscoelastic fluids rather than solids); we refer to [32, 33, 39].

The dissipative-gradient extension like (23) here uses (83a) with the dissipative stress $\mathbf{D} = D\mathbf{e}(\mathbf{v}) - \text{div}(\ell^2 D\nabla\mathbf{e}(\mathbf{v}))$ or with $\mathbf{D} = D\mathbf{e}(\mathbf{v}) - \text{div}(\ell^2 D\nabla^2\mathbf{v})$. This is the concept of so-called *multipolar materials* by Nečas et al. [64, 65, 66] or of solids [69, 78], later also by Fried and Gurtin [35], inspired by Toupin [80] and Mindlin [62], and allowing for rigorous analysis, also used in [76]. Conceptually, according to the analysis from Section 3.1, the hyper-viscosity in the model (83) has a potentiality to cause lesser dispersion and attenuation than the usual viscosity for wavelengths bigger than the critical, cf. Figure 4. In a nonlinear variant of the multipolar viscosity, it may grant boundedness of velocity gradient, which further opens the way to analysis of the whole system (83), cf. [72]. It is well recognized that without the mentioned velocity-gradient boundedness, the singularities of transported variables ϱ and \mathbf{F} , whose occurrence in solids may be debatable, may develop, cf. [3].

The diffusive regularization of the kinematic constraint (80) like (68) now leads to

$$\frac{D\mathbf{F}}{Dt} = (\nabla\mathbf{v})\mathbf{F} + \varepsilon\Delta\mathbf{F}. \quad (84)$$

This diffusive regularization (84) used for the Kelvin-Voigt model (83) facilitates the rigorous analysis, as shown in the incompressible case in [1, 12, 36]. Although violation of the ultimate kinematic constraint (80) is surely not physically legitimate, the linear small-strain analysis based on the dispersive wave equation (73) yields a certain modelling justification to facilitate the propagation of high-frequency waves. Similar diffusive regularization could be used for (81), leading to $\frac{D}{Dt}\mathbf{B} = (\nabla\mathbf{v})\mathbf{B} + \mathbf{B}(\nabla\mathbf{v}) + \varepsilon\Delta\mathbf{B}$.

The Maxwell or the Jeffreys rheologies again use the Kröner-Lee-Liu multiplicative decomposition, now for the Eulerian deformation gradient $\mathbf{F} = \mathbf{F}_{\text{EL}}\mathbf{F}_{\text{IN}}$ again with the inelastic distortion \mathbf{F}_{IN} considered isochoric, i.e. $\det\mathbf{F}_{\text{IN}} = 1$. In the rate form $\nabla\mathbf{v} = \frac{D}{Dt}(\mathbf{F}_{\text{EL}}\mathbf{F}_{\text{IN}}) = (\frac{D}{Dt}\mathbf{F}_{\text{EL}})\mathbf{F}_{\text{IN}} + \mathbf{F}_{\text{EL}}\frac{D}{Dt}\mathbf{F}_{\text{IN}}$ with introducing the inelastic (creep) distortion rate $\mathbf{L}_{\text{IN}} = (\frac{D}{Dt}\mathbf{F}_{\text{IN}})\mathbf{F}_{\text{IN}}^{-1}$, we obtain the extension of (80), devised by Lee [50], as

$$\frac{D\mathbf{F}_{\text{EL}}}{Dt} = (\nabla\mathbf{v})\mathbf{F}_{\text{EL}} - \mathbf{F}_{\text{EL}}\mathbf{L}_{\text{IN}}. \quad (85)$$

The dissipative-gradient small-strain Jeffreys model (49) written in the rate formulation by substituting $v = \dot{u}$, i.e. using both the gradient term $\text{div}^2(\ell_1^2 D_1\nabla^2\mathbf{v})$ and the gradient term $\text{div}(\ell_2^2 D_2\nabla\mathbf{L}_{\text{IN}})$ now reads as

$$\varrho\frac{D\mathbf{v}}{Dt} - \text{div}(\mathbf{T} + \mathbf{D}) = \mathbf{0} \quad \text{with} \quad \mathbf{T} = \varphi'(\mathbf{F}_{\text{EL}})\mathbf{F}_{\text{EL}}^\top / \det\mathbf{F}_{\text{EL}} \quad \text{and} \quad \mathbf{D} = D_1\mathbf{e}(\mathbf{v}) - \text{div}(\ell_1^2 D_1\nabla^2\mathbf{v}), \quad (86a)$$

$$\frac{D\mathbf{F}_{\text{EL}}}{Dt} = (\nabla\mathbf{v})\mathbf{F}_{\text{EL}} - \mathbf{F}_{\text{EL}}\mathbf{L}_{\text{IN}}, \quad (86b)$$

$$D_2\mathbf{L}_{\text{IN}} = \mathbf{F}_{\text{EL}}^\top\varphi'(\mathbf{F}_{\text{EL}})/\det\mathbf{F}_{\text{EL}} + \text{div}(\ell_2^2 D_2\mathbf{L}_{\text{IN}}) \quad (86c)$$

together with (82). For the rigorous analysis of (86) but with nonlinear higher-gradient viscosities, we refer to [71]. For $D_1 = 0$, we obtain the dissipative-gradient enhancement of the Maxwell model from (3.4) but the rigorous analysis of this nonlinear hyperbolic model seems open.

The analog of the stress diffusion (62) is $\frac{D}{Dt}\mathbf{T} + (C/D)\mathbf{T} = (\nabla\mathbf{v})\mathbf{T} + \mathbf{T}(\nabla\mathbf{v}) + \varepsilon\Delta\mathbf{T}$. Combined with the Stokes rheology into a Jeffreys model of the type, it was analyzed in the 2-dimensional situation in [10] and in the 3-dimensional situation with the nonlinear diffusion and Stokes terms in [44]. The analog of the Maxwell model with the strain diffusion (63) in terms of left-Cauchy-Green strain tensor \mathbf{B} leads to the equation of the type $\frac{D}{Dt}\mathbf{B} + f(\mathbf{B}) = (\nabla\mathbf{v})\mathbf{B} + \mathbf{B}(\nabla\mathbf{v}) + \varepsilon\Delta\mathbf{B}$ with some function $f: \mathbb{R}^{3\times 3} \rightarrow \mathbb{R}^{3\times 3}$, as used in [11, 19, 37, 53, 54], combined with the Stokes rheology into the Jeffreys' type model.

The variant of (85) in terms of the elastic left Cauchy-Green strain $\mathbf{B}_{\text{EL}} = \mathbf{F}_{\text{EL}}\mathbf{F}_{\text{EL}}^\top$ reads as

$$\frac{D\mathbf{B}_{\text{EL}}}{Dt} = (\nabla\mathbf{v})\mathbf{B}_{\text{EL}} + \mathbf{B}_{\text{EL}}(\nabla\mathbf{v}) - 2\mathbf{F}_{\text{EL}}(\text{sym}\mathbf{L}_{\text{IN}})\mathbf{F}_{\text{EL}}^\top \quad (87)$$

with \mathbf{L}_{IN} as in (85). The symmetric part is here driven by the inelastic flow rule replacing (86c) as $D\text{sym}\mathbf{L}_{\text{IN}} = \mathbf{F}_{\text{EL}}^{-1}\varphi'(\mathbf{B}_{\text{EL}})\mathbf{F}_{\text{EL}}$, possibly regularized by the gradient term $\text{div}(\ell_2^2 D\text{sym}\mathbf{L}_{\text{IN}})$ like in (86c). Such models have been scrutinized in [37, 57, 58, 59, 67]. For a survey see [18].

Remark 6 (*Linearized convective models.*). The full Eulerian model in terms of the nonsymmetric deformation gradient \mathbf{F} and non-quadratic stored energy $\varphi = \varphi(\mathbf{F})$ is often linearized by using a quadratic stored energy $\frac{1}{2}(\mathbb{C}\mathbf{E}):\mathbf{E}$ in terms of a symmetric strain \mathbf{E} , here \mathbb{C} denotes the 4th-order elastic-moduli tensor. The analog of $\dot{\sigma} = Cv_x$ is then $\overset{\circ}{\mathbf{T}} = \mathbb{C}\mathbf{e}(\mathbf{v})$ where $\overset{\circ}{\mathbf{T}} := \frac{D}{Dt}\mathbf{T} + \mathbf{T}\mathbf{W} - \mathbf{W}\mathbf{T}$ with the spin tensor $\mathbf{W} = \frac{1}{2}\nabla\mathbf{v} - \frac{1}{2}(\nabla\mathbf{v})^\top$ denotes the corotational *Zaremba-Jaumann time derivative*. This determines the Cauchy stress \mathbf{T} instead of the latter equation in (83a). Usage of this corotational derivative for the objective Cauchy stress rate was justified by Biot [16, p.494]. In the isotropic media, it is inherited for the symmetric strain tensor \mathbf{E} , leading to the kinematic constraint $\overset{\circ}{\mathbf{E}} = \mathbf{e}(\mathbf{v})$, cf. [73, Remark 2.1], being the analog to $\dot{e} = v_x$ in (1). The analog to the regularization by the strain diffusion (68) is then $\overset{\circ}{\mathbf{E}} = \mathbf{e}(\mathbf{v}) + \varepsilon\Delta\mathbf{E}$; for an incompressible case see [20]. In the case of the Maxwell rheology, the analog of (12) is now $\mathbb{C}^{-1}\overset{\circ}{\mathbf{T}} + \mathbb{D}^{-1}\mathbf{T} = \mathbf{e}(\mathbf{v})$ with \mathbb{D} a 4th-order elastic-moduli tensor, as analyzed in [52] in the isotropic incompressible case. The analog to the stress diffusion (62) was used and analyzed in [26] in a nonlinear incompressible variant $\overset{\circ}{\mathbf{T}} + f(\mathbf{T}) = \mathbb{C}\mathbf{e}(\mathbf{v}) + \varepsilon\Delta\mathbf{T}$ combined with the Stokes viscosity, i.e. actually the regularized Jeffreys rheology. It should be noted that the combination with the ideally rigid rheology in the volumetric case, i.e. the incompressible variants with $\text{div}\mathbf{v} = 0$, leads to the linear constraint $\text{tr}\mathbf{E} = 0$ instead of the nonlinear constraint $\det\mathbf{F} = 1$ in the fully nonlinear models.

Remark 7 (*Anomalous dispersion by conservative gradients.*). As in Remark 5, the combination of the dissipative gradient with the gradient theory in the conservative part like

(36) here leads to the stored energy $\varphi = \varphi(\mathbf{F})$ expanded as $\frac{1}{2}\ell_2^2 C |\nabla \mathbf{F}|^2$. Dictated by correct energetics arising from the test of the momentum equation by \mathbf{v} , this gradient term gives the conservative hyperstress contribution to the Cauchy stress as

$$\mathcal{S}(\mathbf{F}, \nabla \mathbf{F}) = \operatorname{div}(\ell_2^2 C \nabla \mathbf{F}) \mathbf{F}^\top \quad \text{and} \quad \mathcal{K}(\nabla \mathbf{F}) = \ell_2^2 C \left(\nabla \mathbf{F} \otimes \nabla \mathbf{F} - \frac{1}{2} |\nabla \mathbf{F}|^2 \mathbb{I} \right), \quad (88)$$

respectively. Similarly as in Remark 5, there are however mathematical problems with this extension particularly due to the quadratic nonlinearity of $\mathcal{K} : \mathbb{R}^{3 \times 3} \rightarrow \mathbb{R}_{\text{sym}}^{3 \times 3}$. Let us only vaguely remark that its analysis would need strong convergence (of an approximation) of $\nabla \mathbf{F}$, which seems difficult unless some 3rd-grade multipolar viscosity or some stress diffusion would be additionally involved.

5 Conclusion

The connection between propagation of waves in linear viscoelastic media and nonlinear models at large strains used in literature is scrutinized with a focus on higher-order spatial-gradient extensions of viscoelastic rheological models. It is shown that, sometimes, higher gradients can facilitate propagation of waves in some frequency range by lower dispersion and attenuation than conventional models, cf. Figures 4, 8, or 9. Some higher-gradient extensions may compensate dispersion and result in nondispersive models, cf. Figures 5, which applies not only to a stored-energy extension but also to the diffusive extension of the kinematic constraints leading to (73). It is shown (at least in particular cases in Remarks 2 and 3 although similar phenomenon applies essentially in other models) that, when a regularity of solutions is ensured by the regularity of initial conditions, such higher gradients do not substantially influence the energetics of the model if the respective length-scale parameter ℓ is small.

Simultaneously, such higher gradients can facilitate rigorous analysis at large strains either in the Lagrangian or in the Eulerian formulations, which is usually the only motivation for such terms used in mathematically oriented literature. The dispersion/attenuation analysis for linear models in Section 3 can vaguely offer certain additional interesting attributes for such nonlinear large-strain models which are usually not taken into account in literature. For example, the dispersion analysis behind (68), showing possible compensation of dispersion and easier propagation of high-frequency waves, somehow motivates the physically unjustified diffusive extension (84) used sometimes in literature. Also in other gradient models which are sometimes considered as merely mathematically motivated and thus slightly controversial, the dispersion/attenuation analysis in one-dimensional linear analogs may serve as a certain argumentation for possible usage of such terms towards fitting the models to experimentally observed phenomena.

On the other hand, some gradient extensions do not seem rigorously analyzed at large strains in literature, which gives challenges for possible future research.

Acknowledgments. Support from the CSF grant no.23-06220S and the institutional support RVO: 61388998 (ČR) is gratefully acknowledged.

References

- [1] A. Agosti, P. Colli, H. Garcke, and E. Rocca. A Cahn-Hilliard model coupled to viscoelasticity with large deformations. *Preprint arXiv:2204.04951*, 2022.
- [2] E. C. Aifantis. On the role of gradients in the localization of deformation and fracture. *Int. J. Eng. Sci.*, 30:1279–1299, 1992.
- [3] G. Alberti, G. Crippa, and A.L. Mazzucato. Loss of regularity for the continuity equation with non-Lipschitz velocity field. *Annals of PDE*, 5, 2019.
- [4] S.S. Antman. Physically unacceptable viscous stresses. *Zeitschrift angew. Math. Physik*, 49:980–988, 1998.
- [5] H. Askes and E. C. Aifantis. Gradient elasticity and flexural wave dispersion in carbon nanotubes. *Phys. Rev. B*, 80:195412, 2009.
- [6] H. Askes and E. C. Aifantis. Gradient elasticity in statics and dynamics: an overview of formulations, length scale identification procedures, finite element implementations and new results. *Intl. J. Solids Structures*, 48:196–1990, 2011.
- [7] H. Askes and I.M. Gitman. Review and critique of the stress gradient elasticity theories of Eringen and Aifantis. In G.A. Maugin and A.V. Metrikine, editors, *Mechanics of Generalized Continua*, chapter 12, pages 203–210. Springer, 2010.
- [8] J.M. Ball. Some open problems in elasticity. In P. Newton, P. Holmes, and A. Weinstein, editors, *Geometry, Mechanics, and Dynamics*, pages 3–59. Springer, New York, 2002.
- [9] J.M. Ball. Progress and puzzles in nonlinear elasticity. In J. Schröder and P. Neff, editors, *Poly-, Quasi- and Rank-One Convexity in Applied Mechanics*, CISM Intl. Centre for Mech. Sci. 516, pages 1–15. Springer, Wien, 2010.
- [10] J. W. Barrett, Y. Lu, and E. Süli. Existence of large-data finite-energy global weak solutions to a compressible Oldroyd-B model. *Comm. Math. Sci.*, 15:1265–1323, 2017.
- [11] M. Bathory, M. Bulíček, and J. Málek. Coupling the Navier-Stokes-Fourier equations with the Johnson-Segalman stress-diffusive viscoelastic model: Global-in-time and large-data analysis. *Preprint arXiv:2308.04570*, 2023.
- [12] B. Benešová, J. Forster, C. Liu, and A. Schlömerkemper. Existence of weak solutions to an evolutionary model for magnetoelasticity. *SIAM J. Math. Anal.*, 50:1200–1236, 2018.
- [13] A. Berezovski, J. Engelbrecht, and M. Berezovski. Waves in microstructured solids: a unified viewpoint of modeling. *Acta Mech.*, 220,:349–363, 2011.
- [14] A. Berezovski and P. Ván. *Internal Variables in Thermoelasticity*. Springer, Switzerland, 2017.
- [15] A. Berezovski, M.E. Yildizdag, and D. Scerrato. On the wave dispersion in microstructured solids. *Continuum Mech. Thermodyn.*, 32:569–588, 2020).
- [16] M.A. Biot. *Mechanics of Incremental Deformation*. J. Wiley, New York, 1965.
- [17] A. Bonfanti, J.L. Kaplan, G. Charras, and A. Kabla. Fractional viscoelastic models for power-law materials. *Soft Matter*, 16:6002–6020, 2020.

- [18] M. Bulíček, J. Málek, V. Průša, and E. Süli. PDE analysis of a class of thermodynamically compatible viscoelastic rate-type fluids with stress-diffusion. In R. Danching at al., editor, *Mathematical Analysis in Fluid Mechanics*. AMS, 2018.
- [19] M. Bulíček, J. Málek, V. Průša, and E. Süli. On incompressible heat-conducting viscoelastic rate-type fluids with stress-diffusion and purely spherical elastic response. *SIAM J. Math. Anal.*, 53:3985–4030, 2021.
- [20] J. Burczak, J. Málek, and P. Minakowski. Stress-diffusive regularizations of non-dissipative rate-type materials. *Disc. Cont. Dynam. Systems - S*, 10:1233–1256, 2017.
- [21] M. Caputo and F. Mainardi. Linear models of dissipation in anelastic solids. *La Rivista del Nuovo Cimento*, 1:161–198, 1971.
- [22] J. M. Carcione. *Wave Fields in Real Media: Wave Propagation in Anisotropic, Anelastic, Porous and Electromagnetic Media, 3rd ed.* Elsevier, Amsterdam, 2015.
- [23] E. Davoli, T. Roubíček, and U. Stefanelli. A note about hardening-free viscoelastic models in Maxwellian-type rheologies. *Math. Mech. Solids*, 26:1483–1497, 2021.
- [24] S. Demoulini. Weak solutions for a class of nonlinear systems of viscoelasticity. *Archive Rational Mech. Anal.*, 155:299–334, 2000.
- [25] S. Demoulini, D. Stuart, and A. Tzavaras. A variational approximation scheme for three dimensional elastodynamics with polyconvex energy. *Arch. Ration. Mech. Anal.*, 157:325–344, 2001.
- [26] T. Eiter, K. Hopf, and A. Mielke. Leray–Hopf solutions to a viscoelastoplastic fluid model with nonsmooth stress-strain relation. *Nonlin. Analysis - Real World Anal.*, 30:Art.no. 103491, 2022.
- [27] J. Engelbrecht and A. Berezovski. Reflections on mathematical models of deformation waves in elastic microstructured solids. *Math. Mech. Complex Systems*, 3:43–82, 2015.
- [28] J. Engelbrecht, A. Berezovski, F. Pastrone, and M. Braun. Waves in microstructured materials and dispersion. *Phil. Mag.*, 85:4127–4141, 2005.
- [29] J. Engelbrecht and F. Pastrone. Waves in microstructured solids with nonlinearities in microscale. *Proc. Estonian Acad. Sci. Phys. Math.*, 52:12–20, 2003.
- [30] A.C. Eringen. On differential equations of nonlocal elasticity and solutions of screw dislocation and surface waves. *J. Appl. Phys.*, 54:4703–4710, 1983.
- [31] A.C. Eringen. *Microcontinuum Field Theories I. Foundations and Solids*. Springer, 1999.
- [32] E. Feireisl. *Dynamics of Viscous Compressible Fluids*. Oxford Univ. Press, Oxford, 2004.
- [33] E. Feireisl, A. Novotný, and H. Petzeltová. On the existence of globally defined weak solutions to the Navier-Stokes equations. *J. Math. Fluid Mech.*, 3:358–392, 2001.
- [34] J. Fish, W. Chen, and G. Nagai. Non-local dispersive model for wave propagation in heterogeneous media: one-dimensional case. *Int. J. Numer. Methods Eng.*, 54:331–346, 2002.
- [35] E. Fried and M.E. Gurtin. Traction, balances, and boundary conditions for nonsimple materials with application to liquid flow at small-length scales. *Arch. Ration. Mech. Anal.*, 182:513–554, 2006.
- [36] H. Garcke, P. Knopf, S. Mitra, and A. Schlömerkemper. Strong well-posedness, stability and optimal control theory for a mathematical model for magneto-viscoelastic fluids. *Calc. Var.*, 61:Art.no.179, 2022.

- [37] H. Garcke, Kovacz, and Trautwein. Viscoelastic Cahn–Hilliard models for tumour growth. *Math. Models Meth. Appl. Sci.*, 2673–2758:32, 2022.
- [38] A. Green and P. Naghdi. A general theory of an elastic-plastic continuum. *Arch. Ration. Mech. Anal.*, 18:251–281, 1965.
- [39] X. Hu and N. Masmoudi. Global solutions to repulsive Hookean elastodynamics. *Arch. Ration. Mech. Anal.*, 223:543–590, 2017.
- [40] X. Hu and D. Wang. Formation of singularity for compressible viscoelasticity. *Acta Mathematica Scientia*, 32B:109–128, 2012.
- [41] S. Jelić and D. Zorica. Fractionalization of anti-Zener and Zener models via rheological analogy. *Acta Mech.*, 234:313–354, 2023.
- [42] M. Jirásek. Nonlocal theories in continuum mechanics. *Acta Polytechnica*, 44:16–34, 2004.
- [43] H.A. Kramers. La diffusion de la lumière par les atomes. *Atti Cong. Intern. Fisici*, 2:545–557, 1927.
- [44] O. Kreml, M. Pokorný, and P. Šalom. On the global existence for a regularized model of viscoelastic non-Newtonian fluid. *Coll. Math.*, 139:149–163, 2015.
- [45] E. Kröner. Allgemeine Kontinuumstheorie der Versetzungen und Eigenspannungen. *Arch. Ration. Mech. Anal.*, 4:273–334, 1960.
- [46] R. de L. Kronig. On the theory of the dispersion of X-rays. *J. Opt. Soc. Am.*, 12:547–557, 1926.
- [47] K.R.Rajagopal and T. Roubíček. On the effect of dissipation in shape-memory alloys. *Non-linear Anal., Real World Appl.*, 4:581–597, 2003.
- [48] M. Kružík and T. Roubíček. *Mathematical Methods in Continuum Mechanics of Solids*. Springer, Cham/Switzerland, 2019.
- [49] E. Lee and D. Liu. Finite-strain elastic-plastic theory with application to plain-wave analysis. *J. Applied Phys.*, 38:19–27, 1967.
- [50] E.H. Lee. Elastic-plastic deformation at finite strains. *J. Appl. Mech.*, 36:1–6, 1969.
- [51] Y. Li, P. Wei, and C. Wang. Dispersion feature of elastic waves in a 1-D phononic crystal with consideration of couple stress effects. *Acta Mechanica*, 230:2187–2200, 2019.
- [52] P.L. Lions and N. Masmoudi. Global solutions for some Oldroyd models of non-Newtonian flows. *Chin. Ann. Math., Ser. B*, 21:131–146, 2000.
- [53] M. Lukáčová-Medvid’ová, H. Mizerová, and Š. Nečasová. Global existence and uniqueness result for the diffusive Peterlin viscoelastic model. *Nonlin. Anal. Th. Meth. Applics.*, 120:154–170, 2015.
- [54] M. Lukáčová-Medvid’ová, H. Mizerová, and Š. Nečasová. Global existence result for the generalized Peterlin viscoelastic model. *SIAM J. Math. Anal.*, 49:2950–2964, 2017.
- [55] A. Madeo, P. Neff, E.C. Aifantis, G. Barbagallo, and M.V. d’Agostino. On the role of micro-inertia in enriched continuum mechanics. *Proc. Royal Soc. A*, 473:Art.no.20160722, 2017.
- [56] F. Mainardi. *Fractional Calculus and Waves in Linear Viscoelasticity*. Imperial College Press, London, 2010.
- [57] J. Málek and V. Průša. Derivation of equations for continuum mechanics and thermodynamics of fluids. In Y. Giga and A. Novotný, editors, *Handbook of Mathematical Analysis in Mechanics of Viscous Fluids*. Springer, Cham, 2018.

- [58] J. Málek, V. Průša, T. Skřivan, and E. Süli. Thermodynamics of viscoelastic rate-type fluids with stress diffusion. *Phys. Fluids*, 30:1–23, 2018.
- [59] J. Málek, K.R. Rajagopal, and K. Tůma. On a variant of the Maxwell and Oldroyd-B models within the context of a thermodynamic basis. *Intl. J. Non-Linear Mechanics*, 76:42–47, 2015.
- [60] A.V. Metrikine and H. Askes. One-dimensional dynamically consistent gradient elasticity models derived from a discrete microstructure Part 1: Generic formulation. *Europ. J. Mech. A/Solids*, 21:555–572, 2002.
- [61] A. Mielke and T. Roubíček. Thermoviscoelasticity in Kelvin-Voigt rheology at large strains. *Archive Ration. Mech. Anal.*, 238:1–45, 2020.
- [62] R.D. Mindlin. Micro-structure in linear elasticity. *Archive Ration. Mech. Anal.*, 16:51–78, 1964.
- [63] T.M. Müller, B. Gurevich, and M. Lebedev. Seismic wave attenuation and dispersion resulting from wave-induced flow in porous rocks - a review. *Geophysics*, 75:75A147–75A164, 2010.
- [64] J. Nečas. Theory of multipolar fluids. In L. Jentsch and F. Tröltzsch, editors, *Problems and Methods in Mathematical Physics*, pages 111–119, Wiesbaden, 1994. Vieweg+Teubner.
- [65] J. Nečas, A. Novotný, and M. Šilhavý. Global solution to the compressible isothermal multipolar fluid. *J. Math. Anal. Appl.*, 162:223–241, 1991.
- [66] J. Nečas and M. Růžička. Global solution to the incompressible viscous-multipolar material problem. *J. Elasticity*, 29:175–202, 1992.
- [67] P. Pelech et al. On compatibility of the natural configuration framework with general equation for non-equilibrium reversible-irreversible coupling (GENERIC): derivation of anisotropic rate-type models. *J. Non-Newtonian Fluid Mech.*, 305:Art.no.104808, 2022,.
- [68] A. Prohl. Convergence of a finite element-based space-time discretization in elastodynamics. *SIAM J Numerical Anal.*, 46:2469–2483, 2008.
- [69] M. Růžička. Mathematical and physical theory of multipolar viscoelasticity. *Bonner Mathematische Schriften* 233, Bonn, 1992.
- [70] M.O. Rieger. Young measure solutions for nonconvex elastodynamics. *SIAM J. Math. Anal.*, 34:1380–1398, 2003.
- [71] T. Roubíček. Quasistatic hypoplasticity at large strains Eulerian. *J. Nonlin. Sci.*, 32:Art.no.45, 2022.
- [72] T. Roubíček. Visco-elastodynamics at large strains Eulerian. *Zeitschrift f. angew. Math. Phys.*, 73:Art.no.80, 2022.
- [73] T. Roubíček. The Stefan problem in a thermomechanical context with fracture and fluid flow. *Math. Meth. Appl. Sci.*, 46:12217–12245, 2023.
- [74] T. Roubíček and U. Stefanelli. Thermodynamics of elastoplastic porous rocks at large strains towards earthquake modeling. *SIAM J. Appl. Math.*, 78:2597–2625, 2018.
- [75] T. Roubíček and U. Stefanelli. Finite thermoelastoplasticity and creep under small elastic strain. *Math. Mech. of Solids*, 24:1161–1181, 2019.
- [76] T. Roubíček and U. Stefanelli. Visco-elastodynamics of solids undergoing swelling at large strains by an Eulerian approach. *SIAM J. Math. Anal.*, 55:2475–2876, 2023.
- [77] T.C. Sideris and B. Thomases. Global existence for three-dimensional incompressible isotropic elastodynamics via the incompressible limit. *Comm. Pure Appl. Math.*, 58:750–788, 2005.

- [78] M. Šilhavý. Multipolar viscoelastic materials and the symmetry of the coefficient of viscosity. *Appl. Math.*, 37:383–400, 1992.
- [79] J.H. Snoeijer, A. Pandey, M.A. Herrada, and J. Eggers. The relationship between viscoelasticity and elasticity. *Proc. Royal Soc. A*, 476:Art.no.20200419, 2020.
- [80] R.A. Toupin. Elastic materials with couple stresses. *Arch. Ration. Mech. Anal.*, 11:385–414, 1962.
- [81] B.E. Treeby and B.T. Cox. Modeling power law absorption and dispersion in viscoelastic solids using a split-field and the fractional Laplacian. *J. Acoust. Soc. Am.*, 136:1499–1510, 2014.
- [82] B. Tvedt. Quasilinear equations for viscoelasticity of strain-rate type. *Archive Rational Mech. Anal.*, 189:237–281, 2008.
- [83] K. Wilmanski. Waves in porous and granular materials. In K. Hutter and K. Wilmanski, editors, *Kinetic and Continuum Theories of Granular and Porous Media*, pages 131–186. Springer, Wien, 1999.

Mathematical Institute, Faculty of Math. & Phys., Charles University,
Sokolovská 83, CZ-186 75 Praha 8, Czech Republic,

and

Institute of Thermomechanics, Czech Academy of Sciences,
Dolejšková 5, CZ-18200 Praha 8, Czech Republic

email: tomas.roubicek@mff.cuni.cz