

A step toward density benchmarking – the energy-relevant “mean field error”

Tim Gould

Old Micro- and Nanotechnology Centre, Griffith University, Nathan, Qld 4111, Australia

Since the development of generalized gradient approximations in the 1990s, approximations based on density functional theory have dominated electronic structure theory calculations. Modern approximations can yield energy differences that are precise enough to be predictive in many instances, as validated by large- and small-scale benchmarking efforts. However, assessing the quality of densities has been the subject of far less attention, in part because reliable error measures are difficult to define. To this end, this work introduces the mean-field error that directly assesses the quality of densities from approximations. The mean-field error is contextualised within existing frameworks of density functional error analysis and understanding, and shown to be part of the density-driven error. It is demonstrated on several illustrative examples. Its potential use in future benchmarking protocols is discussed, and some conclusions drawn.

I. INTRODUCTION

Modern density functional theory (DFT) was introduced in the mid 1960s through the pioneering work of Hohenberg, Kohn and Sham.^{1,2} Since the 1990s it has come to dominate computational electronic structure theory, with tens of thousands of works published each year. Calculations based on DFT are routinely used to understand chemical and solid state problems. Increasingly, they are used to predict the properties of novel molecules and materials.

The reason for DFTs dominance can mostly be explained by two important elements of the approach: 1) approximations based on the one-body density (density functional approximations) can perform remarkably well as a tool for prediction and analysis of quantum chemical problems; 2) the use of one-body densities as the key variable of interest dramatically reduces computational demands compared to many-body wave functions, and makes the study of large systems numerically tractable. With these elements in mind, it is time to move on to the theoretical basis of DFT and its approximations.

Consider a molecular or solid state system defined by a nuclear potential, v_{sys} . The Hohenberg-Kohn and Kohn-Sham theories^{1,2} dictate that its ground state energy may be written as a functional,

$$E_{\text{sys}} = E[n_{\text{sys}}] = F_{\text{MF}}[n_{\text{sys}}] + E_{\text{xc}}[n_{\text{sys}}], \quad (1)$$

of its optimal electron (one-body) density, n_{sys} . Eq. (1) somewhat unconventionally divides the usual DFT energy into a mean-field part,

$$F_{\text{MF}}[n] = T_s[n] + \int n v_{\text{sys}} d\mathbf{r} + E_{\text{H}}[n] \quad (2)$$

and the usual exchange-correlation (xc) energy, $E_{\text{xc}}[n]$. The mean-field part is a semi-classical approximation to the physics of the system, in which the only quantum effects are in the KS kinetic energy, $T_s[n]$, whereas interactions of electrons with nuclei, $\int n v_{\text{sys}} d\mathbf{r}$, and each other, $E_{\text{H}}[n] = \frac{1}{2} \int n(\mathbf{r})n(\mathbf{r}') \frac{d\mathbf{r}d\mathbf{r}'}{|\mathbf{r}-\mathbf{r}'|}$, are treated classically. All other quantum contributions are in the unknown exchange correlation (xc) energy, $E_{\text{xc}}[n]$.

All the ingredients of F_{MF} are known in an orbital formalism, so may be computed exactly. The remarkable practical success of DFT comes from the fact that $E_{\text{xc}}[n]$ may be replaced by a density functional approximation (DFA), $E_{\text{xc}}^{\text{DFA}}[n]$, yet still yield useful energetic predictions. The ground state energy from the DFA is,

$$E_{\text{sys}}^{\text{DFA}} = E^{\text{DFA}}[n_{\text{sys}}^{\text{DFA}}] = F_{\text{MF}}[n_{\text{sys}}^{\text{DFA}}] + E_{\text{xc}}^{\text{DFA}}[n_{\text{sys}}^{\text{DFA}}], \quad (3)$$

where all terms are easily computable. The density, $n_{\text{sys}}^{\text{DFA}}$, is found by self-consistently solving,

$$\left\{ -\frac{1}{2}\nabla^2 + v_{\text{ext}} + v_{\text{H}}[n] + v_{\text{xc}}^{\text{DFA}}[n] \right\} \phi_k = \epsilon_k \phi_k \quad (4)$$

to obtain $n_{\text{sys}}^{\text{DFA}} = \sum_k f_k |\phi_k|^2$ and $T_s[n_{\text{sys}}^{\text{DFA}}] = \frac{1}{2} \sum_k f_k \int |\nabla \phi_k|^2 d\mathbf{r}$. Here, $v_{\text{H}} = \int n(\mathbf{r}') \frac{d\mathbf{r}'}{|\mathbf{r}-\mathbf{r}'|}$ is the Hartree potential and $v_{\text{xc}}^{\text{DFA}} = \delta E_{\text{xc}}^{\text{DFA}} / \delta n$ is the xc potential.

Given the importance of energies in physical systems, typically the quality of any DFA is assessed on how well (or not) it reproduces energy properties (usually energy differences). The magnitude of energy errors,

$$\text{Err}_E = |E_{\text{sys}}^{\text{DFA}} - E_{\text{sys}}| = |\text{Eq. (3)} - \text{Eq. (1)}|, \quad (5)$$

has therefore been the subject of significant scrutiny through large (e.g. Refs 3–6 and references therein) and boutique (e.g. Refs 7–9) benchmarking efforts. Thirty years of work on generalized gradient approximations (GGAs) and higher rungs of Jacob’s ladder¹⁰ have led to DFAs that can (semi-)¹¹ reliably predict reaction energies to within 10 kcal/mol.^{4,5} In many cases, better predictions have been enabled by heavily empirical optimization strategies that eschew physical constraints for lower errors on training sets.

However, comparing Eqs (3) and (1) reveals that the DFA involves *two* approximations: one for the energy, $E_{\text{xc}} \rightarrow E_{\text{xc}}^{\text{DFA}}$, and one for the density, $n_{\text{sys}} \rightarrow n_{\text{sys}}^{\text{DFA}}$. One might expect that as DFAs improve in quality, and as they climb Jacob’s ladder,¹⁰ that their energies and densities should both get better as they navigate the path toward exactness. However, in ground breaking work, Medvedev et al¹² reported that the empirical strategy seems to have led to better energies at the expense of

worse densities – leading DFAs to “stray from the path” to exactness.

This apparent decoupling of the quality of energies and densities has consequently led to increasing interest (e.g. Refs 13–20) in the quality of DFA densities. That is, on the magnitude of errors, $\text{Err}[n_{\text{sys}}^{\text{DFA}} - n_{\text{sys}}]$, according to some quality measure.

Despite increasing interest, the scope of efforts to benchmark densities is dwarfed by traditional analyses based on energies (the author has seen fewer papers on density benchmarking than there are unique benchmarking *subsets* in Ref. 4 or 5). A major outstanding problem hampering better understand of density errors is the lack of reliable (i.e. useful and meaningful expressions) measures for $\text{Err}[n_{\text{sys}}^{\text{DFA}} - n_{\text{sys}}]$. This work seeks to address this problem by motivating and introducing the “mean-field error” that assesses densities according to their DFA-independent effect on energies.

The rest of the manuscript proceeds as follows. First, the challenge of assessing densities is discussed, and the mean-field error motivated. Then, methodology is introduced and used to investigate mean-field (and other) measures of density errors on same exemplar systems. Next, some the future of density benchmarking is discussed, wherein results from this work are used to highlight some promising leads and highlight challenges that most be overcome for routine benchmarking of densities. Finally, some conclusions are drawn.

II. ASSESSING ERRORS IN DFAS

Assessing energies of DFAs is straightforward, albeit not uncontentious.^{11,21} One typically decides on a relevant set (typically between 20 and a couple of thousand examples) of energy differences – such as a dissociation curve, a reaction energy, the interaction between dimers or the atomisation energy of a solid – and then evaluates how accurately one or more DFAs reproduce them on average. By choosing energy differences one is able to separate *systematic* errors in energies (which cancel out in differences) from non-systematic errors, which are relevant for practical computational studies.

The simplest example of an energy difference metric is,

$$\text{Err}_E = |\Delta E_{\text{sys}} - \Delta E_{\text{sys}}^{\text{DFA}}|. \quad (6)$$

Here,

$$\Delta E_{\text{sys}} = E_{\text{sys}} - \sum_{A \in \text{sys}} E_A, \quad (7)$$

is an energy difference in the true system, and,

$$\Delta E_{\text{sys}}^{\text{DFA}} = E_{\text{sys}}^{\text{DFA}} - \sum_{A \in \text{sys}} E_A^{\text{DFA}}, \quad (8)$$

is its DFA counterpart, where A indicates a subsystem of sys, whether that be constituent atoms or other chemically relevant divisions. A more general expression is

$|\sum_R w_{\text{sys}_R} (E_{\text{sys}_R} - E_{\text{sys}_R}^{\text{DFA}})|$ where w_{sys_R} is the weight (generally a positive or negative integer) assigned to some reactant, sys_R .

By contrast, densities are non-local quantities and there are a multitude of potential metrics and measures (here meaning useful expressions that do not meet the requirements of a metric) for assessing them. Some examples include:

- The mean absolute density metric,

$$\text{Err}_D = \int |n_{\text{sys}}^{\text{DFA}}(\mathbf{r}) - n_{\text{sys}}(\mathbf{r})| d\mathbf{r}, \quad (9)$$

that has units of inverse volume;

- The root mean square density metric,

$$\text{Err}_{D'} = \sqrt{\int |n_{\text{sys}}^{\text{DFA}}(\mathbf{r}) - n_{\text{sys}}(\mathbf{r})|^2 d\mathbf{r}}, \quad (10)$$

that also has units of inverse volume;

- The dipole difference measure,

$$\text{Err}_{\text{Dip.}} = \left| \int [n_{\text{sys}}^{\text{DFA}}(\mathbf{r}) - n_{\text{sys}}(\mathbf{r})] \mathbf{r} d\mathbf{r} \right|, \quad (11)$$

that has units of length;

- The Hartree metric,

$$\text{Err}_H = E_H [n_{\text{sys}}^{\text{DFA}} - n_{\text{sys}}] \quad (12)$$

that has units of energy.

These definitions may also be extended to differences, e.g., the Hartree error equivalent of eq. (6) is,

$$E_H [n_{\text{sys}}^{\text{DFA}} - n_{\text{sys}} - \sum_A (n_A^{\text{DFA}} - n_A)], \quad (13)$$

which similarly avoids systematic errors; while, $E_H [\sum_R w_{\text{sys}_R} (n_{\text{sys}_R}^{\text{DFA}} - n_{\text{sys}_R})]$ is the more general equivalent.

A. Using energy decomposition to assess densities

Kim et al²² proposed a rather more practical way of assessing densities, that has important consequences for functional development. They highlighted that the DFA error, $E - E^{\text{DFA}}$ may be decomposed into two more useful sources of error – which they called functional-driven, ΔE_F and density-driven, ΔE_D , errors. These are defined to take the form,

$$\Delta E_{F,\text{sys}}^{\text{DFA}} = E^{\text{DFA}} [n_{\text{sys}}] - E [n_{\text{sys}}], \quad (14)$$

$$\Delta E_{D,\text{sys}}^{\text{DFA}} = E^{\text{DFA}} [n_{\text{sys}}^{\text{DFA}}] - E^{\text{DFA}} [n_{\text{sys}}], \quad (15)$$

where the functional-driven error reflects the the use of a DFA at the exact density; and the density-driven error

reflects the use of the wrong density within the DFA. Eqs. (1) and (3) reveal that,

$$\Delta E_{F,\text{sys}}^{\text{DFA}} = E_{\text{xc}}^{\text{DFA}}[n_{\text{sys}}] - E_{\text{xc}}[n_{\text{sys}}], \quad (16)$$

is the difference between the exact and approximate xc energies evaluated at the exact density.

$\Delta E_{D,\text{sys}}^{\text{DFA}}$ is undeniably a useful practical measure of the quality of densities – especially once Hartree-Fock densities are used as a substitute ($n_{\text{sys}} \approx n_{\text{sys}}^{\text{HF}}$) for exact ones. However, its value does depend on the specific DFA chosen which makes it non-fundamental. It is therefore useful to use eqs. (1) and (3) to further decompose the energy as,

$$\Delta E_{D,\text{sys}}^{\text{DFA}} = \Delta E_{D_{\text{xc}},\text{sys}}^{\text{DFA}} + \Delta E_{DMF,\text{sys}}^{\text{DFA}}. \quad (17)$$

That is, ΔE_D is the sum of a DFA-dependent xc error,

$$\Delta E_{D_{\text{xc}},\text{sys}}^{\text{DFA}} = E_{\text{xc}}^{\text{DFA}}[n_{\text{sys}}^{\text{DFA}}] - E_{\text{xc}}^{\text{DFA}}[n_{\text{sys}}], \quad (18)$$

and a DFA-independent (fundamental) mean-field error,

$$\Delta E_{DMF,\text{sys}}^{\text{DFA}} = F_{\text{MF}}[n_{\text{sys}}^{\text{DFA}}] - F_{\text{MF}}[n_{\text{sys}}]. \quad (19)$$

Again, it is useful to avoid systematic errors by looking at errors in energy differences. To this end,

$$\Delta^2 E_{\dots,\text{sys}}^{\text{DFA}} = \Delta E_{\dots,\text{sys}} - \sum_{A \in \text{sys}} \Delta E_{\dots,A} \quad (20)$$

is a useful “double Δ ” expression that investigates the change in the mean field error across a process. Here, A indicates subsystems (e.g., atoms) of sys , while \dots indicates F , DMF or D_{xc} .

An alternative decomposition, [eq. (45) of Ref. 23]

$$\Delta E = \Delta E_{\text{xc},\text{sys}}^{\text{DFA}} + \Delta E_{\text{ideal},\text{sys}} \quad (21)$$

splits the energy error into an xc error, $\Delta E_{\text{xc},\text{sys}} = E^{\text{DFA}}[n_{\text{sys}}^{\text{DFA}}] - E[n_{\text{sys}}^{\text{DFA}}]$ and an “ideal” density error, $\Delta E_{\text{ideal},\text{sys}} = E[n_{\text{sys}}^{\text{DFA}}] - E[n_{\text{sys}}]$. The ideal density error is then,

$$\Delta E_{\text{ideal},\text{sys}} = E_{\text{xc}}[n_{\text{sys}}^{\text{DFA}}] - E_{\text{xc}}[n_{\text{sys}}] + \Delta E_{DMF,\text{sys}}, \quad (22)$$

which includes the MF error as well as the corresponding xc term.

B. Mean-field error

The mean-field error of eq. (19) forms part of the density-driven error. Importantly, $\Delta E_{DMF,\text{sys}}$ offers a pragmatic way to assess the quality of DFA densities *entirely* independently from the DFA energies. ΔE_{DMF} has the following (mostly useful) properties:

1. It does not contain E_{xc} or $E_{\text{xc}}^{\text{DFA}}$ and therefore tests only the quality of densities;

2. It is zero when $n^{\text{DFA}} = n$;
3. But it can also be zero for other densities so is therefore not a true metric;
4. It is related to the true xc potential, and thus indirectly assesses properties related thereto; (note, $\Delta E_{D_{\text{xc}}}$ similarly assesses the approximate xc potential)
5. It allows for cancellation of numerical and basis set errors in kinetic energies and nuclear energies;
6. Given access to a “KS inversion code” (i.e. an algorithm to determine $v_s[n]$ for a given n) it is easy to compute.

The first two points follow directly from the definition in eq. (19). The third point follows from the fact that F_{MF} involves linear ($T_s + \int n v_{\text{sys}}(\mathbf{r}) d\mathbf{r}$), and quadratic (E_{H}) functionals of the density so can have multiple zeros.

The fourth point may be understood by considering the case that the DFA density is close to the true density, i.e. $\Delta n^{\text{DFA}} := n^{\text{DFA}} - n \rightarrow 0$. Eq. (19) then yields,

$$\begin{aligned} \Delta E_{DMF,\text{sys}} &\approx \int \frac{\delta F_{\text{MF}}}{\delta n(\mathbf{r})} [n_{\text{sys}}^{\text{DFA}}(\mathbf{r}) - n_{\text{sys}}(\mathbf{r})] d\mathbf{r} \\ &= - \int v_{\text{xc},\text{sys}}(\mathbf{r}) \Delta n_{\text{sys}}^{\text{DFA}}(\mathbf{r}) d\mathbf{r}, \end{aligned} \quad (23)$$

using $\frac{\delta}{\delta n} T_s = -v_s = -v_{\text{sys}} - v_{\text{H}} - v_{\text{xc}}$, $\frac{\delta}{\delta n} \int n v_{\text{sys}} d\mathbf{r} = v_{\text{sys}}$ and $\frac{\delta}{\delta n} E_{\text{H}} = v_{\text{H}}$. Similarly, manipulation of Eqs (18) yields,

$$\Delta E_{D_{\text{xc}},\text{sys}} \approx \int v_{\text{xc},\text{sys}}^{\text{DFA}}(\mathbf{r}) \Delta n_{\text{sys}}^{\text{DFA}}(\mathbf{r}) d\mathbf{r}, \quad (24)$$

involving the approximate xc potential. Taking the sum of Eqs (23) and (24) gives an error, $\int (v_{\text{xc},\text{sys}} - v_{\text{xc},\text{sys}}^{\text{DFA}}) \Delta n_{\text{sys}}^{\text{DFA}} d\mathbf{r}$, which Vuckovic et al²³ showed is second order in the $\Delta n_{\text{sys}}^{\text{DFA}}$, meaning the exact and approximate potentials approximately differ (up to a constant) in proportion to $\Delta n_{\text{sys}}^{\text{DFA}}$. Finally, Eq. (20) becomes,

$$\Delta^2 E_{DMF} \approx - \int \left(v_{\text{xc},\text{sys}} \Delta n_{\text{sys}}^{\text{DFA}} - \sum_A v_{\text{xc},A} \Delta n_A^{\text{DFA}} \right) d\mathbf{r} \quad (25)$$

as the MF energy difference for small changes to densities. Eq. (25) reveals that systematic errors compensation between $v_{\text{xc},\text{sys}}$ and $v_{\text{xc},A}$ or $\Delta n_{\text{sys}}^{\text{DFA}}$ and Δn_A^{DFA} will also cancel out.

The fifth point warrants some additional discussion. Formally, it follows from the fact that $|E_{\text{xc}}^{\text{DFA}}| \ll |F_{\text{MF}}|$ meaning that the density that minimizes $F_{\text{MF}} + E_{\text{xc}}^{\text{DFA}}$ should either be close to the density that minimizes F_{MF} , or give a value of F_{MF} that is close to the minima. Therefore, variational principles dictate that F_{MF} will be relatively insensitive to numerical errors in n_{sys} or $n_{\text{sys}}^{\text{DFA}}$.

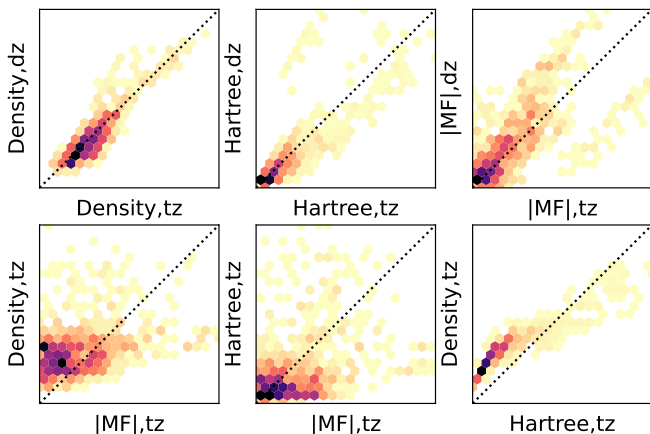


FIG. 1. Comparisons between various error measures across the full suite of random molecules, with all errors normalized by their average value. Here, ‘Hartree’ indicates eq. (12), ‘Density’ indicates eq. (9) and ‘MF’ indicates eq. (2). ‘dz’/‘tz’ indicate the cc-pvdz/cc-pvtz basis set. Dark colours indicate many points, yellow indicates few points, and white indicates no points. Dotted lines show $y = x$, so indicate perfect linear correlation.

To illustrate this in practice, consider the case of atomic Hydrogen, whose properties ($n = \frac{1}{\pi}e^{-2r}$, $T_s = \frac{1}{2} = 0.5$, $\int nvd\mathbf{r} = -1$ and $E_H = -E_{xc} = \frac{5}{16} = 0.3125$, all in Hartree units) are known exactly. The orbital ($\phi = e^{-r}/\sqrt{\pi}$) may be approximated using one-, two- and three-Gaussian models, with coefficients chosen to minimize the true energy. The error in T_s is -0.076 , -0.014 and -0.003 Ha, for one-, two- and three-Gaussian models. But, they are balanced by errors of the opposite sign in $\int nvd\mathbf{r}$. The error in F_{MF} is therefore substantially smaller – being -0.012 Ha for one-, and well under 0.001 Ha for two- and three-Gaussian models.

The sixth point follows from the fact that, of the ingredients of $F_{MF}[n]$, only $T_s[n]$ is not trivially computable given the density. But, given the exact KS potential, $v_s[n]$, one may determine the exact KS orbitals, φ_k , which obey, $[-\frac{1}{2}\nabla^2 + v_s]\varphi_k = \varepsilon_k\varphi_k$. Thus, one may obtain the KS kinetic energy, $T_s[n] = \sum_k f_k \int |\nabla\varphi_k|^2 d\mathbf{r}$.

Taken together, these qualities yield an *exact* measure that is reasonably easy to compute, reasonably insensitive to basis errors, yet provides a meaningful measure of density quality, despite not being a true metric. The next section will explore how well it works in practice, on a series of selected examples, and with the goal of illustrating its usefulness on practical chemical problems.

III. RESULTS

All computation in this section is done using customized `psi4`-based code.^{24,25} Most calculations use moderate (cc-pvtz,²⁶ tz) quality basis, although sometimes lower (cc-pvdz, dz) quality sets are used to test the

impact of basis set on results.

$F_{MF}[n_{\text{sys}}^{\text{DFA}}]$ is computed as part of any DFT calculation. For the work here orbitals are obtained from KS theory (restricted for even and unrestricted for odd numbers of electrons) and used directly to evaluate T_s and $\int nv_{\text{sys}}d\mathbf{r}$. E_H is computed using density-fitted electron repulsion integrals (DF-ERIs).²⁶ This ensures helps to improve consistency with the reference results, which use DF-ERIs as part of the inversion procedure.

Reference mean-field energies, $F_{MF}[n_{\text{sys}}]$, are obtained from coupled cluster singles and doubles (CCSD) densities. The resulting density-matrix can be used to directly evaluate $\int nv_{\text{sys}}d\mathbf{r}$ and E_H in the same way as above. Reference values for T_s are obtained using the method described in Ref. 27, also with the same DF-ERI basis used to evaluate E_H . For systems with odd numbers of electrons reference values are at the restricted-orbital Kohn-Sham level, where \uparrow and \downarrow electrons share the same spatial orbitals.

Results are reported for (up to) fifteen DFAs covering multiple rungs of Jacob’s ladder;¹⁰ and with a mix of minimally empirical (where only a few ‘free’ parameters are optimized over energies) and empirical (where most parameters are optimized over energies) construction. The investigated DFAs are:

- The local density approximation (LDA) using VWN²⁸ correlation;
- The minimally empirical GGAs PBE,²⁹ BLYP,³⁰ and empirical N12³¹ and SOGGA11;³²
- The minimally empirical meta-GGAs TPSS³³ and SCAN;³⁴ and more empirical M06-L³⁵ and MN15-L;³⁶
- Hartree-Fock theory; the minimally empirical hybrids GGAs PBE0³⁷ and B3LYP;³⁸ and the more empirical M06;³⁹
- The empirical range-separated hybrid, ω B97X-V,⁴⁰ and the minimally empirical double hybrid B2PLYP⁴¹ (implemented in the usual way with MP2 contributions to the energies, but not to the densities).

A. C and H systems

The first test of density-related properties involves 56 random molecules and ions containing only C and H – 17 CH_3 anions, 19 neutral CH_4 , and 20 CH_5 cations.⁴² The structures are random, but obey the following rules: 1) CH distances are between 1 and 1.8 Å at 0.1 Å steps; 2) angles are random but all HH distances must be greater than 0.7 Å. Using these random systems controls for elemental effects on energies (since only C and H are involved) but provides a reasonable diversity of chemical interactions.

To begin, consider the usefulness of E_{DMF} . Figure 1 compares different measures of density errors, for dz and tz basis sets, for all 56 molecules and for all 15 DFAs. The top row of plots compares results for tz and dz, to reveal that, despite the low quality of a dz basis, most errors correlate rather closely in both basis sets – although there are some exceptions. tz is thus chosen for subsequent work.

The bottom row indicates that Hartree and density errors are closely correlated. But, it also reveals something rather alarming. There are many systems with large mean field errors but small density or Hartree errors. That is, there are many systems where the DFA density has a more substantial impact on the DFA energy than is captured by common metrics. This suggests that typical metrics may miss important features of densities.

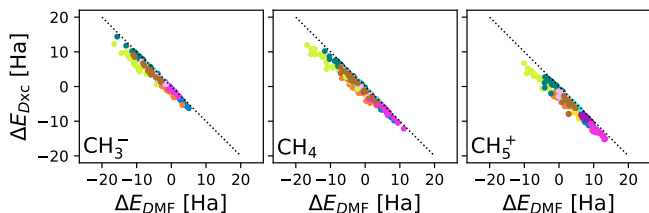


FIG. 2. Deviations of xc and mean-field energies for different DFAs. Colours identify DFAs and are the same as in Figure 3. Dotted lines indicate $y = -x$ and thus perfect cancellation of errors.

Next, consider the total density-driven error. Figure 2 shows the MF and xc parts of this error, which cancel almost perfectly in all cases, as expected and shown in Ref. 23. As shall become apparent later, this nearly perfect cancellation is not universal. Most likely, it at least partly reflects the fact that DFAs become popular because they work on organic chemistry – and especially on CH bonds. The exceptional case is MN15-L (in yellow) which has noticeably less cancellation of errors than other DFAs.

Finally, consider how ΔE_{DMF} varies with different DFAs, and how this compares with more traditional metrics for density errors. Figure 3 shows the error distribution (as violin plots whose width indicates the probability of errors) over all 56 molecules for each of the 15 considered DFAs. DFAs are grouped according to rung/complexity.

The most obvious conclusion to be drawn is that most functionals yield very low Hartree errors – less than 1 kcal/mol in the vast majority of cases. Variation in density errors is a little greater, but is broadly consistent with the Hartree errors. Surprisingly, Hartree-Fock (HF) and B2PLYP (with a high fraction of Hartree-Fock) densities are rather poor – despite B2PLYP giving excellent energies. This supports the cautionary note in recent work¹⁹ on using density-corrected DFT (i.e. using HF densities and orbitals to compute DFA energies) as a

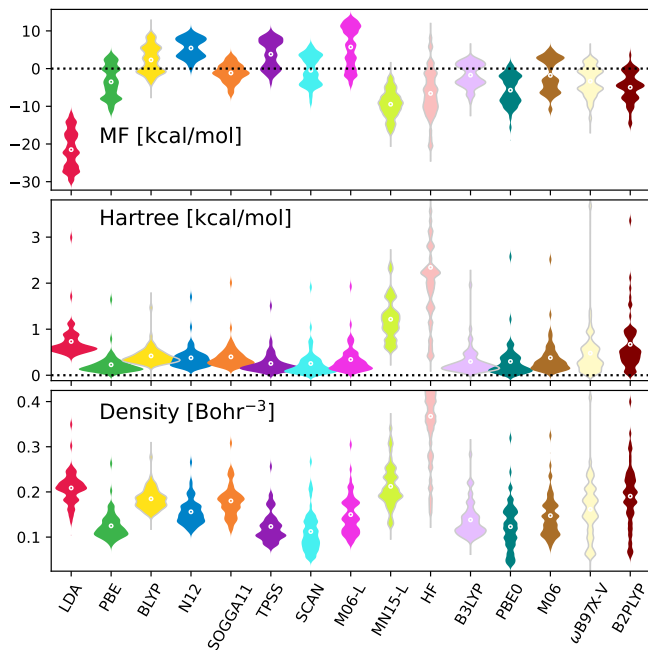


FIG. 3. Distribution of different density errors for selected DFAs. Note, Hartree and density errors below zero are an artefact of the violin plot model.

general purpose tool.

The MF error provides a more complex picture of DFAs. Firstly, it reveals that the best MF errors are from SOGGA11, SCAN and B3LYP, which give ΔE_{DMF} within ± 5 kcal/mol in the majority of cases. Notably, SCAN outperforms PBE0 despite not using any exact Hartree-Fock exchange, perhaps reflecting its satisfaction of many exact limits.³⁴ Secondly, Hartree-Fock is the least consistent performer – all DFAs have a narrower distribution of errors which suggests that inclusion of even approximate correlation generally improves densities. Thirdly, of the remaining heavily parameterized DFAs N12, M06-L, MN15L, M06 and ω B97X-V, only M06 and ω B97X-V (both hybrid DFAs) do a good job on densities across all three errors. It is also notable that SOGGA11 is also not as good as SCAN or B3LYP on the other errors, despite its success on ΔE_{DMF} .

Finally, Figure 3 reveals an interesting result pertaining to the “path to exactness”. LDA, PBE, TPSS and SCAN (all except LDA from Perdew and co-workers) are clearly *staying on* the path to exactness. Each step leads to satisfaction of more exact constraints, and each step yields an improvement to the mean-field error.

B. Cl-OH⁻ system

Having demonstrated the usefulness of the mean-field error, let us now turn to problems where densities can be a genuine problem. The OH-Cl⁻ dimer has been shown to benefit from density-corrected (DC-)DFT, in which

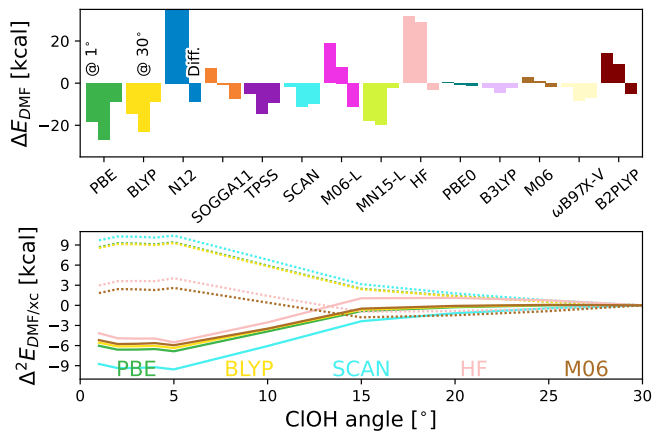


FIG. 4. Mean-field and density-driven errors for HO-Cl⁻ with various HOCl angles. Mean-field errors (top) are shown for 1° and 25°, as well as the difference between the two. Both components of density-driven errors (bottom) are shown for all angles, for a more limited set of DFAs – xc errors are solid lines and MF errors are dotted lines. 0° is excluded due to issues in treating the higher-symmetry structure. LDA is excluded as it did not converge for angles < 5°.

HF densities are used together with standard DFAs for energies to avoid non-systematic cancellation of errors as ClOH angles are increased. By using DC-DFT, the zero angle structure is (correctly) predicted to be optimal, versus 25° or so for self-consistent DFAs.¹⁹ This success has been justified by the fact that HF densities avoid the delocalization errors of GGAs.

Figure 4 illustrates that DC-DFT also benefits from cancellation of errors. In fact, as the top plot shows, the HF densities are quite bad according to ΔE_{DMF} – only N12 is worse. But, the HF error increases only slightly as angles are increased, whereas all GGAs and all meta-GGAs bar MN15-L predict a much larger increase. The xc contribution to the density-driven error (bottom plot) is much more consistent across different DFAs, which means that using the HF density can lead to significant changes in energy ordering.

C. He₂⁺ system

The last example to be investigated is He₂⁺, which represents a stringent test of densities as the spare electron is shared equally between the two cations when they are close together, but represents a difficult dissociation into He+He⁺ = 2×He^{+0.5} when they are pulled apart. Figure 5 shows mean-field and density-driven errors relative to the error in He and He⁺ – which should be (but isn't) the limit of large bond length.

Previous work⁴³ has shown that density-driven errors do not have much effect on this system, which is confirmed by this work. Nevertheless, HF is the standout performer for densities, with systematic mean field errors of -10 kcal/mol. By contrast, all DFAs start with

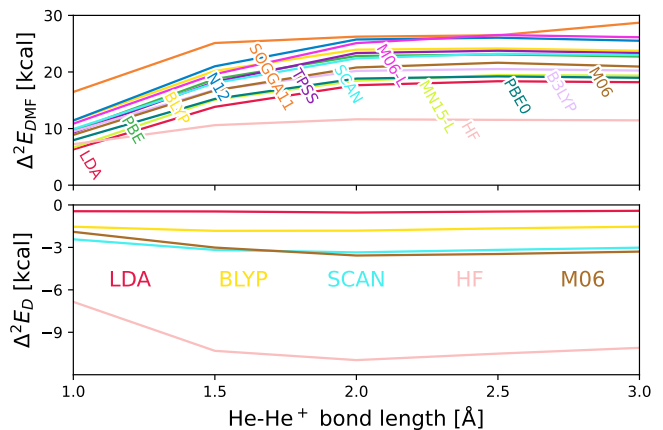


FIG. 5. Mean-field (top) and density-driven (bottom) errors for He₂⁺ at various bond lengths.

similar errors to HF, but get worse as the molecule as dissociated. The total density-driven error reveals that the mean-field errors are almost entirely cancelled by the corresponding density-driven xc errors – with the exception of HF theory. Breaking apart the density-driven error into its mean-field and xc components therefore provides a more nuanced picture of what is going on in this difficult exemplar case.

IV. THE FUTURE OF DENSITY BENCHMARKING

Due to their direct connection to energies, ΔE_{DMF} and $\Delta^2 E_{DMF}$ are promising tools for analysing errors in densities independent of any approximations. As can be seen in the previous section, both offer insights that aren't available in traditional analysis and assessment of densities. The increasing quality and reliability of general purpose Kohn-Sham inversion algorithms,^{27,44–47} and relative insensitivity of ΔE_{DMF} to basis set effects make future routine use quite feasible. Both measures thus provide a crucial first step to systematic benchmarking of densities. The author outlines several promising directions, and remaining challenges, below.

Assessment of DFAs: The results from Sec III illustrate that all DFAs benefit from cancellation of density- and energy-based errors, as can be expected (but not guaranteed) from minimization principles. For the systems tested here, only N12 and HF have consistently poor densities, as shown by large systematic errors (N12) or highly variable errors (HF). Results also suggest that the sequence of LDA, PBE, TPSS, SCAN is staying on the exact path. A deeper analysis involving a wider range of exemplar chemical physics would be required to properly assess whether highly empirical DFAs are truly straying from the path to exactness, or merely taking a side road.

DFAs for densities: The work suggests that DFAs might be optimized to improve densities, at the expense of energies. Factoring densities into optimization strate-

gies may offer improvements on DC-DFT,¹⁹ which already improves on self-consistent calculations when used sensibly. For example, despite being optimized on energies, B3LYP clearly out-performs its “ingredients” (LDA, BLYP and HF) on densities. Rigorous optimization of DFAs to improve densities may offer a “best of both worlds” route to DFAs, in which densities are treated accurately by one approach and energies by another.

Benchmarking the benchmarks: One important aspect that was brushed over in the previous section is the reliability of benchmark data. The author has followed tradition in using CCSD densities as a reference. But this begs several questions: How accurate are CCSD densities? When do they become inaccurate? How do we assess inaccuracies? We need to benchmark the benchmarks to answer these questions. [Note, Kanungo et al⁴⁸ make the case that Brueckner orbital based coupled cluster theory may be more appropriate.]

Similarly, the author has assumed that the cc-pvtz basis set is sufficiently accurate for benchmarking densities. For present illustrative purposes this is almost certainly the case – indeed, cc-pvdz was probably sufficient. But, benchmark energies have benefited from substational development and refinement of techniques to extrapolate to the basis set limit, especially via composite protocols (e.g. Weizmann-4 theory⁴⁹). Can (and should?) something similar be done for densities?

V. CONCLUSIONS

DFAs serve a major role in computational electronic structure theory. Addressing the growing need for accurate DFAs has pushed human-optimized DFAs to their limits – SCAN³⁴ obeys an unprecedented 17 constraints. Empiricism and data-driven (machine learned) DFAs can fill in gaps. But, data-driven approaches can optimize for cancellation of errors in the training set (interpolation), which can lead to problems when they are applied to novel chemical physics (extrapolation). There is thus an urgent need to use more physical constraints in their construction. Otherwise, there is a risk of developing DFAs that have outstanding interpolative abilities, but are poorer than the current state-of-art at extrapolation – which is precisely where they are needed.

Testing, improving and even optimizing on the quality of densities is a promising way to incorporate additional physical data into DFAs. The mean-field error, ΔE_{DMF} , [eq. (19)] presented here offers several advantages in this regard, as detailed in Section II B. Its usefulness as a measure is illustrated in this work using selected examples in Section III.

The present work presents multiple future challenges and directions [see also Section IV]. Firstly, new benchmarking strategies need to be developed to generate useful benchmark data for densities. Secondly, those strategies need to be turned into useful high-quality reference data that can be used to test and develop DFAs. Finally,

a more diverse range of systems needs to be studied, to offer insights into which DFAs do better, and worse, at predicting densities.

Once these challenges have been met, the resulting benchmark sets of ΔF_{MF} will allow data-driven DFA to incorporate densities into their optimization, and so ensure they stay on the path to exactness, by design.

ACKNOWLEDGMENTS

TG thanks Amir Karton for helpful discussion on composite benchmarking protocols, and Stefan Vuckovic for highlighting additional connections to the theory of density-corrected DFT. TG was supported by an Australian Research Council (ARC) Discovery Project (DP200100033) and Future Fellowship (FT210100663).

- ¹P. Hohenberg and W. Kohn, “Inhomogeneous electron gas,” *Phys. Rev.* **136**, B864–B871 (1964).
- ²W. Kohn and L. J. Sham, “Self-consistent equations including exchange and correlation effects,” *Phys. Rev.* **140**, A1133–A1138 (1965).
- ³A. Karton, S. Daon, and J. M. Martin, “W4-11: A high-confidence benchmark dataset for computational thermochemistry derived from first-principles w4 data,” *Chem. Phys. Lett.* **510**, 165–178 (2011).
- ⁴N. Mardirossian and M. Head-Gordon, “Thirty years of density functional theory in computational chemistry: an overview and extensive assessment of 200 density functionals,” *Mol. Phys.* **115**, 2315–2372 (2017).
- ⁵L. Goerigk, A. Hansen, C. Bauer, S. Ehrlich, A. Najibi, and S. Grimme, “A look at the density functional theory zoo with the advanced GMTKN55 database for general main group thermochemistry, kinetics and noncovalent interactions,” *Phys. Chem. Chem. Phys.* **19**, 32184–32215 (2017).
- ⁶B. Chan, P. M. W. Gill, and M. Kimura, “Assessment of DFT methods for transition metals with the TMC151 compilation of data sets and comparison with accuracies for main-group chemistry,” *J. Chem. Theory Comput.* **15**, 3610–3622 (2019).
- ⁷S. A. Tawfik, T. Gould, C. Stampfl, and M. J. Ford, “Evaluation of van der waals density functionals for layered materials,” *Phys. Rev. Materials* **2**, 034005 (2018).
- ⁸Z. L. Seeger and E. I. Izgorodina, “A systematic study of DFT performance for geometry optimizations of ionic liquid clusters,” *J. Chem. Theory Comput.* **16**, 6735–6753 (2020).
- ⁹D. Mester and M. Kállay, “Charge-transfer excitations within density functional theory: How accurate are the most recommended approaches?” *J. Chem. Theory Comput.* **18**, 1646–1662 (2022).
- ¹⁰J. P. Perdew and K. Schmidt, “Jacob’s ladder of density functional approximations for the exchange-correlation energy,” *AIP Conf. Proc.* **577**, 1–20 (2001).
- ¹¹T. Gould and S. G. Dale, “Poisoning density functional theory with benchmark sets of difficult systems,” *Phys. Chem. Chem. Phys.* **24**, 6398–6403 (2022).
- ¹²M. G. Medvedev, I. S. Bushmarinov, J. Sun, J. P. Perdew, and K. A. Lyssenko, “Density functional theory is straying from the path toward the exact functional,” *Sci* **355**, 49–52 (2017).
- ¹³K. P. Kepp, “Comment on “density functional theory is straying from the path toward the exact functional”,” *Sci* **356**, 496–496 (2017).
- ¹⁴T. Gould, “What makes a density functional approximation good? insights from the left fukui function,” *J. Chem. Theory Comput.* **13**, 2373–2377 (2017).
- ¹⁵P. D. Mezei, G. I. Csonka, and M. Kállay, “Electron density errors and density-driven exchange-correlation energy errors in approxi-

- mate density functional calculations,” *J. Chem. Theory Comput.* **13**, 4753–4764 (2017).
- ¹⁶D. Hait and M. Head-Gordon, “How accurate is density functional theory at predicting dipole moments? an assessment using a new database of 200 benchmark values,” *J. Chem. Theory Comput.* **14**, 1969–1981 (2018).
- ¹⁷É. Brémond, V. Tognetti, H. Chermette, J. C. Sancho-García, L. Joubert, and C. Adamo, “Electronic energy and local property errors at QTAIM critical points while climbing perdew’s ladder of density-functional approximations,” *J. Chem. Theory Comput.* **18**, 293–308 (2021).
- ¹⁸B. Landeros-Rivera, M. Gallegos, J. Munárriz, R. Laplaza, and J. Contreras-García, “New venues in electron density analysis,” *Phys. Chem. Chem. Phys.* **24**, 21538–21548 (2022).
- ¹⁹E. Sim, S. Song, S. Vuckovic, and K. Burke, “Improving results by improving densities: Density-corrected density functional theory,” *J. Am. Chem. Soc.* **144**, 6625–6639 (2022).
- ²⁰S. Dasgupta, C. Shahi, P. Bhetwal, J. P. Perdew, and F. Paesani, “How good is the density-corrected SCAN functional for neutral and ionic aqueous systems, and what is so right about the hartree–fock density?” *J. Chem. Theory Comput.* **18**, 4745–4761 (2022).
- ²¹T. Weymuth and M. Reiher, “The transferability limits of static benchmarks,” *Phys. Chem. Chem. Phys.* **24**, 14692–14698 (2022).
- ²²M.-C. Kim, E. Sim, and K. Burke, “Understanding and reducing errors in density functional calculations,” *Phys. Rev. Lett.* **111**, 073003 (2013).
- ²³S. Vuckovic, S. Song, J. Kozłowski, E. Sim, and K. Burke, “Density functional analysis: The theory of density-corrected DFT,” *J. Chem. Theory Comput.* **15**, 6636–6646 (2019).
- ²⁴R. M. Parrish, L. A. Burns, D. G. A. Smith, A. C. Simmonett, A. E. DePrince, E. G. Hohenstein, U. Bozkaya, A. Y. Sokolov, R. D. Remigio, R. M. Richard, J. F. Gonthier, A. M. James, H. R. McAlexander, A. Kumar, M. Saitow, X. Wang, B. P. Pritchard, P. Verma, H. F. Schaefer, K. Patkowski, R. A. King, E. F. Valeev, F. A. Evangelista, J. M. Turney, T. D. Crawford, and C. D. Sherrill, “Psi4 1.1: An open-source electronic structure program emphasizing automation, advanced libraries, and interoperability,” *J. Chem. Theory Comput.* **13**, 3185–3197 (2017).
- ²⁵D. G. A. Smith, L. A. Burns, D. A. Sirianni, D. R. Nascimento, A. Kumar, A. M. James, J. B. Schriber, T. Zhang, B. Zhang, A. S. Abbott, E. J. Berquist, M. H. Lechner, L. A. Cunha, A. G. Heide, J. M. Waldrop, T. Y. Takeshita, A. Alenaizan, D. Neuhauser, R. A. King, A. C. Simmonett, J. M. Turney, H. F. Schaefer, F. A. Evangelista, A. E. DePrince, T. D. Crawford, K. Patkowski, and C. D. Sherrill, “Psi4numpy: An interactive quantum chemistry programming environment for reference implementations and rapid development,” *J. Chem. Theory Comput.* **14**, 3504–3511 (2018).
- ²⁶F. Weigend and R. Ahlrichs, “Balanced basis sets of split valence, triple zeta valence and quadruple zeta valence quality for H to Rn: Design and assessment of accuracy,” *Phys. Chem. Chem. Phys.* **7**, 3297 (2005).
- ²⁷T. Gould, “Toward routine kohn–sham inversion using the “lieb–response” approach,” *J. Chem. Phys.* **158** (2023), 10.1063/5.0134330.
- ²⁸S. H. Vosko, L. Wilk, , and M. Nusair, “Accurate spin-dependent electron liquid correlation energies for local spin density calculations: A critical analysis,” *Can. J. Phys.* **58**, 1200–11 (1980).
- ²⁹J. P. Perdew, K. Burke, , and M. Ernzerhof, “Generalized gradient approximation made simple,” *Phys. Rev. Lett.* **77**, 3865–68 (1996).
- ³⁰A. D. Becke, “Density-functional exchange-energy approximation with correct asymptotic-behavior,” *Phys. Rev. A* **38**, 3098–100 (1988).
- ³¹R. Peverati and D. G. Truhlar, “Exchange-correlation functional with good accuracy for both structural and energetic properties while depending only on the density and its gradient,” *J. Chem. Theory and Comput.* **8**, 2310–2319 (2012).
- ³²R. Peverati, Y. Zhao, and D. G. Truhlar, “Generalized gradient approximation that recovers the second-order density-gradient expansion with optimized across-the-board performance,” *J. Phys. Chem. Lett.* **2**, 1991–1997 (2011).
- ³³J. M. Tao, J. P. Perdew, V. N. Staroverov, , and G. E. Scuseria, “Climbing the density functional ladder: Nonempirical meta-generalized gradient approximation designed for molecules and solids,” *Phys. Rev. Lett.* **91**, 146401 (2003).
- ³⁴J. Sun, A. Ruzsinszky, and J. Perdew, “Strongly constrained and appropriately normed semilocal density functional,” *Physical Review Letters* **115**, 036402 (2015).
- ³⁵Y. Zhao and D. G. Truhlar, “A new local density functional for main-group thermochemistry, transition metal bonding, thermochemical kinetics, and noncovalent interactions,” *J. Chem. Phys.* **125**, 194101 (2006).
- ³⁶H. S. Yu, X. He, , and D. G. Truhlar, “Mn15-l: A new local exchange-correlation functional for kohn–sham density functional theory with broad accuracy for atoms, molecules, and solids,” *J. Chem. Theory and Comput.* **12**, 1280–1293 (2016).
- ³⁷C. Adamo and V. Barone, “Toward reliable density functional methods without adjustable parameters: The pbe0 model,” *J. Chem. Phys.* **110**, 6158–69 (1999).
- ³⁸A. D. Becke, “A new mixing of hartree-fock and local density-functional theories,” *J. Chem. Phys.* **98**, 1372–77 (1993).
- ³⁹Y. Zhao and D. G. Truhlar, “The m06 suite of density functionals for main group thermochemistry, thermochemical kinetics, non-covalent interactions, excited states, and transition elements: two new functionals and systematic testing of four m06-class functionals and 12 other functionals,” *Theor. Chem. Acc.* **120**, 215–41 (2008).
- ⁴⁰J.-D. Chai and M. Head-Gordon, “Systematic optimization of long-range corrected hybrid density functionals,” *J. Chem. Phys.* **128**, 084106 (2008).
- ⁴¹S. Grimme, “Semiempirical hybrid density functional with perturbative second-order correlation,” *J. Chem. Phys.* **124**, 03410 (2006).
- ⁴²Twenty of each were initially computed, but cases where one or more DFA did not converge were excluded from the final list.
- ⁴³S. Song, S. Vuckovic, E. Sim, and K. Burke, “Density sensitivity of empirical functionals,” *J. Phys. Chem. Lett.* **12**, 800–807 (2021).
- ⁴⁴Y. Wang and R. G. Parr, “Construction of exact Kohn-Sham orbitals from a given electron density,” *Phys. Rev. A* **47**, R1591 (1993).
- ⁴⁵Q. Wu and W. Yang, “A direct optimization method for calculating density functionals and exchange–correlation potentials from electron densities,” *J. Chem. Phys.* **118**, 2498–2509 (2003).
- ⁴⁶B. Kanungo, P. M. Zimmerman, and V. Gavini, “Exact exchange-correlation potentials from ground-state electron densities,” *Nat. Commun.* **10** (2019), 10.1038/s41467-019-12467-0.
- ⁴⁷Y. Shi and A. Wasserman, “Inverse kohn–sham density functional theory: Progress and challenges,” *J. Phys. Chem. Lett.* **12**, 5308–5318 (2021).
- ⁴⁸B. Kanungo, A. D. Kaplan, C. Shahi, V. Gavini, and J. P. Perdew, “Unconventional error cancellation explains the success of hartree-fock density functional theory for barrier heights,” (2023).
- ⁴⁹A. Karton, E. Rabinovich, J. M. L. Martin, and B. Ruscic, “W4 theory for computational thermochemistry: In pursuit of confident sub-kJ/mol predictions,” *J. Chem. Phys.* **125** (2006), 10.1063/1.2348881.