

From Programming Bugs to Multimillion-Dollar Scams: An Analysis of Trapdoor Tokens on Decentralized Exchanges

Phuong Duy Huynh¹, Thisal De Silva¹, Son Hoang Dau¹, Xiaodong Li¹, Iqbal Gondal¹, and Emanuele Viterbo²

¹ RMIT University, Melbourne VIC 3000, AU

² Monash University, Clayton VIC 3800, AU

Abstract. The rapid development of Blockchain technology and the prosperity of cryptocurrency in the past decade have driven the massive demand for digital assets trading, leading to the emergence of many cryptocurrency exchange platforms. Unlike centralised exchanges (CEXs) where listed tokens and cryptocurrencies are assessed by authorities to make the secured trading environment, decentralized exchanges (DEXs) are introduced to allow users to trade their digital assets without the involvement of any third party, therefore exposing security issues and encouraging the rise of many scams and malicious tokens. In this paper, we investigate an emerging malicious token named Trapdoor, which allows users to buy but prevent them from selling and getting their funds back. The first collection of Trapdoor tokens is constructed in this study by investigating malicious behaviours and maneuvers of these tokens. After manually analysing the tokens' source code, we classify those Trapdoor tokens into different categories according to their malicious code embedding technique. Moreover, we also comprehensively analyse the impact of Trapdoor tokens, the behaviours of scammers, and the characteristics of victims from various perspective. Finally, we also implement and publish our Trapdoor token detection tool and Trapdoor maneuvers analysis reports that help in increasing awareness of investors for this kind of scam.

Keywords: Blockchain · Ethereum · Decentralized exchange · Scam detection · Trapdoor · Honeypot.

1 Introduction

Blockchain, the recently disruptive and highly influential technology in computing sectors, has been offering a wide range of applications [29] since the first time it was introduced with Bitcoin by Satoshi Nakamoto [24]. Many financial institutions have adopted this technology well since it provides better tampering resistance, robustness, privacy protection, and cheaper turnaround costs compared to traditional financial systems [16,1].

Blockchain development is associated with the rise of smart contracts [28], programs that store Turing complete codes executable across a contract supporting blockchain. The smart contract idea was first introduced by Ethereum [4] then followed by other chains such as Binance Smart Chain [6], Polygon [26], Fantom [20] that further expanded the applicability of Blockchain technology to other sectors [17,32,27,25] and created the digital economic system with the emergence of a lot cryptocurrencies and decentralized applications (DApps). By the end of December 2021, the global market capitalization of blockchains had reached a staggering amount of over US\$2.9 trillion with more than 20,000 different cryptocurrencies [12].

The prosperity of the digital economic system has been driving the need for digital assets trading platforms, resulting in the emergence of hundreds of cryptocurrency centralized exchanges (CEXs) such as Binance [2], KuCoin [22], Coinbase [9] which use traditional trading mechanism with the vital involvement of middle authorities. Unlike CEX, where trades are executed under the control of the central operators, decentralized exchanges (DEXs) are introduced [37] to facilitate the decentralization and privacy protection of Blockchain technology.

Uniswap is the most popular DEX operating on top of the Ethereum blockchain, with the daily trading volume is over US\$26 million [11]. This DEX adopts the automated market maker (AMM) model [5] to create a liquidity pool supporting investors to exchange between any pair of cryptocurrencies with a small fee, leading to thousands of applications and projects listed their ERC-20 tokens onto this exchange [11] and further attracting many crypto-investors and boosting Blockchain technology adoption. Although DEXs provide better privacy to investors, they offer a favourable environment to cybercrimes due to the elimination of authority observation and enhancement of anonymity. Therefore, DEXs have become a paradise for many devastating financial scams, most notably Money-laundering, Phishing, Pump-and-dump, and Rug-pull [7].

Rug-pull, by 2021, is the most common cryptocurrency financial scam accounting for 37% of all cryptocurrency scam revenue [8]. However, our research refers to a ‘Rug-pull’ as an illegal method to withdraw the assets of investors without their permission rather than a completed scam scheme. Before conducting ‘Rug-pull’, scammers aim to attract investors to exchange their malicious token using techniques such as naming a malicious token similarly to a high-valued token to create confusion while exchanging or creating a ‘Trapdoor’ token. A Trapdoor token is a token that offers investors a chance to buy freely and cheaply but prevent them from selling due to an extremely high transfer fee or actively causing error in the selling process.

Using Trapdoor tokens to scam investors is referred to as a sub-type of Rug-pull in some studies [37,23], but it is not the main focus of these studies. Moreover, this new type of scam is often misclassified as a Honey-pot scam because of the similarity of the fraudulent outcome. However, we found differences in the mechanism and the target of Honey-pot and Trapdoor (Section 3.1). Although some Trapdoor token checking tools [15,14] are available online, their results are unstable. Specifically, these tools work mainly by simulating buying

and selling a token. Hence, if these tools are unable to buy a token they cannot run a detection ³. Moreover, their results are in the True-False format without further explanation, making them less reliable.

Despite people being conscious of the fraudulent nature of Trapdoor tokens, to the best of our knowledge, no previous studies have systematically characterised and analysed this new type of scam, and our work is the first comprehensive analysis of the inner workings of Trapdoor tokens. Our study also constructs the ground truth dataset of these scam tokens with a reliable verification method. Based on the dataset, we can provide interesting insights into this new type of fraud from various perspectives. In summary, we present the following key contributions:

- In our research, we first introduce the definition of Trapdoor tokens and the distinction between this scam and Honeypots. Afterwards, based on the definition, a set of criteria is given for filtering the Trapdoor suspicious tokens on Uniswap platforms. In the next step, our simulation method ⁴ is used to test those tokens’ buying and selling ability for validating their Trapdoor nature. All Trapdoor instances are then verified manually by analysing contract code and checking transaction history. Finally, the ground truth dataset of Trapdoor tokens ⁵ is constructed from verified tokens.
- Along with our source code analysis of Trapdoor tokens, we identify and collect all working patterns of this scam. We then classify them in a taxonomy according to the main trick used to trap investor funds. Representative examples of each Trapdoor kinds are also given to increase readers’ awareness about these scams. Finally, we publish scam reports ⁶ of 20 trapdoor study cases that investors could refer to protect themselves against the Trapdoor tokens.

The structure of the paper is organised as follows. Section 2 gives the background knowledge that is associated with the Ethereum blockchain, ERC-20, decentralised exchange (DEX), and Uniswap interaction flow. Section 3 introduces the definition of Trapdoor, the data collection process, labelling criteria and the validation method. Section 4 shows a classification of Trapdoor, emphasising the theoretical methodology behind different techniques. In Section 5, we introduce research directions that we are focusing on. Finally, we summarise our work in Section 6.

2 Background

2.1 Ethereum smart contract and ERC-20

The concept of a smart contract, an automated executable program, was introduced in 1997 by Nick Szabo [28]. However, this concept only got its first

³ <https://honeypot.is/ethereum?address=0x14ad9e887758d2e16919d86962bd464a9d3b54a0>

⁴ https://github.com/bsdp2023/trapdoor_tool

⁵ https://github.com/bsdp2023/trapdoor_data

⁶ https://github.com/bsdp2023/trapdoor_reports

practical implementation in the release of Ethereum in 2015. Smart contracts on Ethereum can be implemented using a Turing-complete programming language called Solidity [19]. A contract’s source code is then compiled into low-level *byte-codes* and deployed onto the Ethereum blockchain through a transaction. Once the contract’s *byte-codes* is stored successfully on the chain, it becomes immutable and publicly available on the chain for everyone to freely access. Besides, a unique address is provided to identify a newly deployed smart contract, which users can use later for interacting with the contract. Any communication with the contract, e.g. function invoking, fund transferring, will be recorded in its transaction history with complete information about the function called, function input, success status, execution time, etc.

Fungible (interchangeable) tokens are the most popular and special smart contracts which can represent virtual assets, such as company shares, lottery tickets, or even fiat currencies. These tokens are implemented by following **ERC-20 standard**, which defines a list of rules that developers must follow [18]. These rules include standard methods and events (see Table 1) that should come with any tokens.

Table 1. The ERC-20 Standard

Type	Signature	Description
Method	name()	Return name of the token (e.g., Dogecoin)
	symbol()	Return symbol of the token (e.g., DOGE)
	decimals()	Returns the number of decimals the token uses
	totalSupply()	Return the total amount of the token in circulation
	balanceOf()	Return the amount of token owned by given address
	transfer()	Transfers amount of tokens to given address from message caller
	transferFrom()	Transfers amount of tokens between two given accounts
Event	approve()	Allow a <i>spender</i> spend token on behalf of <i>owner</i>
	allowance()	Return amount that the <i>spender</i> will be allowed to spend
	Transfer()	Trigger when tokens are transferred, including zero value transfers.
	Approval()	Trigger on any successful call to <i>approve()</i>

Among the signatures mentioned above, `transfer` and `transferFrom` are two functions that we focus on in this study because these are fundamental methods used to transfer tokens between two arbitrary accounts. Moreover, the token exchange function on DEX platforms also operate relied on these two transfer functions for swapping tokens back and forth. Thus, scammers often aim at these two functions or relevant functions called from them to embed their malicious code.

2.2 Decentralized Exchange

Decentralised exchanges (DEXs) allow users to exchange their digital assets without the involvement of central authorities [36]. On contrary, all trades on DEX

are stored permanently onto a chain that can be audited publicly. A DEX executes a digital trade without storing user funds (non-custodial exchange) or personal data on a centralised server. Instead, the mechanism of pairing buyers and sellers for a trade is defined clearly in the smart contract.

DEXs are primarily operated based on one of two different trading price determination mechanisms: **order book** and **automated market maker (AMM)**. Like the traditional stock exchanges, an order book based DEX performs a trade by recording traders' orders into the order book and waiting until the DEX finds a suitable order which matches the preset price, allowing traders to buy or sell their digital asset at the expected price. Unlike the order book model, digital assets' price in the AMM model is calculated using a mathematical formula. This model is more popularly adopted in blockchain environments due to its computational performance [36]. In general, AMM DEXs work on the concept of **liquidity pool** that allows traders to exchange their virtual assets without any permission. Particularly, users exchange assets by transferring one asset into the pool and withdrawing another by a corresponding ratio (an asset price). Different DEX uses different formulas to determine an asset price.

2.3 Token Exchange on Uniswap

Uniswap [33] is the largest decentralized exchange that adopts the AMM model successfully. This exchange platform was launched onto the Ethereum network in 2018, and currently, it has three different versions which operate independently. Among these three versions, UniswapV2 entirely outperforms other versions in terms of the number of listed tokens and the number of exchange pools (liquidity pools) [10]. Moreover, UniswapV2 has more than 450 forks [13] across different blockchains due to its public source code and license [34]. For the reasons mentioned above, this research only focuses on UniswapV2 but the observations and approaches in this study are applicable to other versions and forks.

In UniswapV2, each liquidity pool is like an automatic exchange counter for a pair of two different ERC-20 tokens. Imagine the pool consists of two boxes, each storing an exchangeable amount of a single token so that the amount of those two is equivalent in terms of market value. To clarify how an exchange pool works, we look into the interaction flow between users and UniswapV2 as depicted clearly in Figure 1 at a layman level. It is worth noting that UniswapV2 operates mainly through three smart contracts: `UniswapV2Factory`⁷, `UniswapV2Pair`⁸, and `UniswapV2Router`⁹.

1. Everything starts from the `UniswapV2Factory`. On a particular blockchain, there is only one `UniswapV2Factory` contract which has the primary mission is to generate a `UniswapV2Pair` contract (liquidity pool) for two given arbitrary ERC-20 tokens. For example, if a user wants to create a new exchange

⁷ <https://github.com/Uniswap/v2-core/blob/master/contracts/UniswapV2Factory.sol>

⁸ <https://github.com/Uniswap/v2-core/blob/master/contracts/UniswapV2Pair.sol>

⁹ <https://github.com/Uniswap/v2-periphery/blob/master/contracts/UniswapV2Router02.sol>

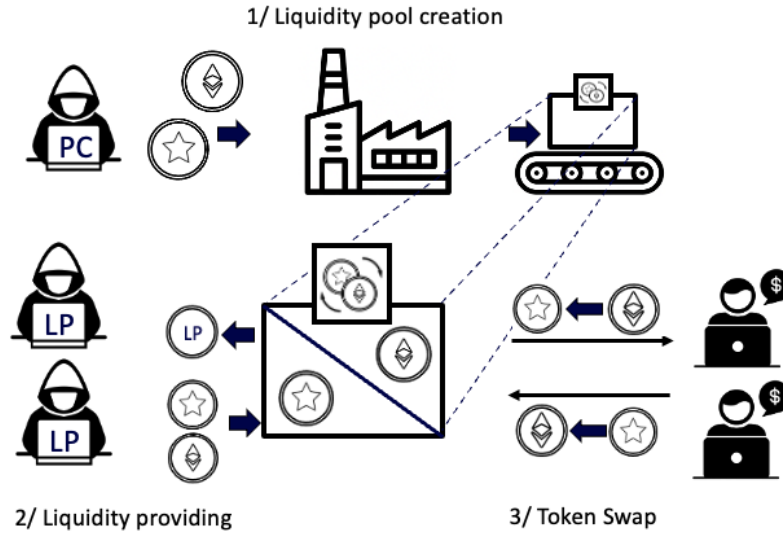


Fig. 1. Interaction flow between users and UniswapV2

pool and launch it onto Uniswap, he must call the function `createPair()` in the `UniswapV2Factory` contract with the inputs are two corresponding token addresses and the user who create a pool is referred as a **pool creator (PC)**.

- After the liquidity pool is launched successfully, any user (even PC) is able to deposit two paired tokens into the pool as exchange liquidity and who added liquidity into the pool is called **liquidity provider (LP)**. Since a `UniswapV2Pair` itself is also an ERC-20 token, the pool **mints** its token (**LP-tokens**) as the proof of liquidity contribution and sent back to the liquidity contributor every time it receives tokens from LPs. These LP-tokens are then used to withdraw the fund back by **burning** them. In `UniswapV2Pair` contract, two corresponding functions `mint()` and `burn()` are provided to support the aforementioned features.
- When a user wants to exchange one of the tokens in the pair for another, he must use the `swap()` function of a liquidity pool. The exchange rate is calculated based on the ratio of tokens available in the pool, following the constant product formula below.

$$R_x * R_y = (R_x + \Delta_x * (1 - \gamma)) * (R_y - \Delta_y), \quad (1)$$

where R_x and R_y are the current amounts (reserves) of the two tokens in the pool. Δ_y is the amount of tokens that the user receives while Δ_x is the amount the user needs to deposit into the pool. For each exchange on the pool, $\gamma = 0.003$ is the fee charged from the trader and proportionally distributed to all LPs in the pool as rewards for their liquidity contribution.

Hence, when users exchange one token for another token, the price of the latter will rise. In a swap, a user must first transfer his token to the pool. Then the corresponding amount of the target token will be calculated based on the exchange rate and sent to the buyer. In UniswapV2, `UniswapV2Router` acts as an intermediary between the user and the `UniswapV2Pair`, which helps the user estimate the amount of output token before swapping or exchange ETH to WETH or vice versa.

Generally, a newly created token often pairs with a popular and valuable token for easier approaching traders on the market. Hence, we refer to the swap from a popular token to a newly created token as buying a new token, while the reversed swap is referred to as selling a new token.

3 Collection of Trapdoor Tokens

In this section, we introduce a general definition of a Trapdoor token and how a reliable Trapdoor dataset is constructed, labelled and assessed.

3.1 Definition of Trapdoor

Definition 1 (High-value Token). *A high-value token is very popular in the cryptocurrency market and trusted by investors worldwide with a consistently high market cap and be paired with many other tokens on exchanges.*

Definition 2 (Trapdoor Token). *Trapdoor token is a digital token pretending to behave as a potential cryptocurrency that seemingly brings a high profit to investors (victims) if exchanged. However, the investment fund (high-valued token) of investors will be trapped by intentionally using some programming tricks, and only the Trapdoor token creator(scammer) can withdraw them.*

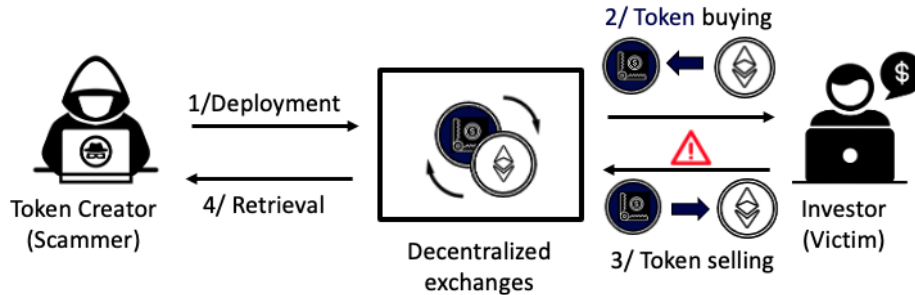


Fig. 2. Trapdoor process including four different phases

Fig. 2 illustrates the whole process of a Trapdoor including four different phases:

1. The scammer deploys a Trapdoor token onto the chain and creates a liquidity pool on DEX where one of the tokens in the pair is a Trapdoor token and another is a high-value token (e.g, ETH).
2. When the liquidity pool is available, the investor can exchange the Trapdoor token by paying the high-value token (buying). The scammer often sets the buying fee meagre to encourage the investor to buy Trapdoor tokens as many as possible.
3. The exchange ratio in the pool changes in favour of a high-value token due to the Trapdoor token investments, leading to the tendency of investors to sell the Trapdoor token to get the profit and fund (the high-value token) back. However, the investor then gets the fail from Trapdoor token selling by embedded malicious code in token contract.
4. The scammer withdraws all high-value tokens from the liquidity pool, including investors' funds, and runs away.

Although both the Trapdoor token and Honeypot smart contract are designed to trap the victims' funds, their way of attracting investors, embedding malicious code, and their scam targets are entirely different. If Honeypot lures the victims by exposing the leak of funds, the Trapdoor token aims to act as a potential project to attract crypto investors. Moreover, the Honeypot's creator often places the bait at an easy-to-see location for users. In contrast, the Trapdoor creator hides the malicious code as profoundly as possible, making it impossible for users to notice the anomaly. Ultimately, the target of Honeypot is mature users who can read smart contract code, while the Trapdoor token prefers novice users who don't have that ability.

3.2 Collection of Trapdoor

Data collection Data in this study is collected by using web3 library [35] for querying data on the Infura archive node [21]. As depicted in Fig 3, we first gather all token addresses listed on UniswapV2 from May 2020, when this platform was launched, to January 2023. We query from the chain all `PairCreated` events of `UniswapV2Factory`¹⁰ contract that store the creation information of generated liquidity pools. Next, we scan over each event and collect 131,172 unique token addresses listed on this platform. Besides, we also retrieve information on each token, such as the creator address, token name, token symbol, token decimal, and token total supply with the help of Etherscan API [31] for further analyses.

Afterwards, we filter all benign tokens (high-value tokens) in the list according to their popularity. The popularity of a token is based on its market capitalization and number of liquidity pools it is involved in. Following information on the cryptocurrency ranking website [12], we filtered out 843 high-value

¹⁰ <https://etherscan.io/address/0x5c69bee701ef814a2b6a3edd4b1652cb9cc5aa6f>

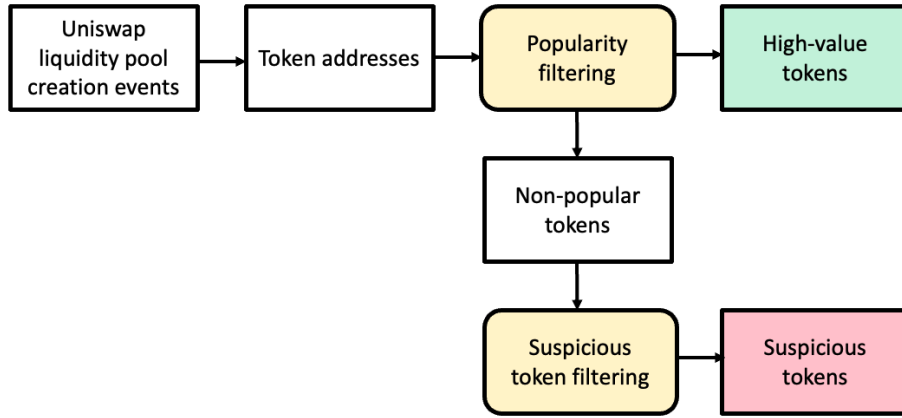


Fig. 3. Data collection process. Tokens listed on the Uniswap exchange are downloaded and categorized into high-value and suspicious lists

tokens using the below criteria.

$$is_high_value_token = \begin{cases} TRUE, & \text{market_cap} \geq 1000000 \\ TRUE, & \text{number_of_pairing_pools} \geq 50 \\ FALSE, & \text{otherwise} \end{cases}$$

Finally, for retrieving Trapdoor suspicious tokens we conducted consequently two steps. In the first step, we gather tokens that pair with high-value tokens because the main goal of a Trapdoor token is to trap valuable assets from users. In the second step, we filter and select tokens that are highly likely to be scam tokens by following the filtering criteria listed below:

1. Number of sellers ≤ 1
2. Number of buying transactions ≥ 0
3. Number of buying transactions / Number of selling transactions $\geq 95\%$
4. Time period from token deployment to data collection ≥ 1 month

According to the nature of the Trapdoor token, nobody can sell a Trapdoor token to get a high-value token back except the token creator (scammer). Therefore, we have criterion (1) to reflect this characteristic. The lower sign happens when the creator withdraws all liquidity in the pool but not selling the Trapdoor tokens for the high-value tokens. Criteria (2) and (3) ensure that this token is successful in attracting investors and eliminates all under-performing tokens. Criterion (4) is used to discard all newly listed tokens because there is a high probability that the user who just bought them will not sell due to insufficient profit, leaving them with similar trading histories like Trapdoor's. As a result, we gathered **4150** suspicious tokens but only **2723** tokens have source code available on Etherscan [30]. We would like to emphasize that our aim is to

build a reliable data set but not detect all Trapdoor tokens on Uniswap. Therefore, we only include tokens that we ensure they are malicious and remove all uncertainties.

Limitation: Those proposed filtering criteria are used for retrieving tokens with a high probability of being malicious. That does not mean a token that does not satisfy the criteria is non-malicious. They can be frauds, but it is very hard to discriminate them from normal tokens if only based on the auto-filtering method. It requires an intensive analysis of the contract source code to prove the token is malicious, which is very time-consuming. Although applying those criteria may skip some Trapdoor variants, it helps reduce the workload significantly, and the number of matching tokens is enough for this scam’s first dataset, which is the foundation for building a machine learning-based detection tool.

Trapdoor ground truth labelling To construct a ground truth dataset, we must ensure every token in this dataset has Trapdoor malicious nature that allows investors to buy but prevents them from selling. To verify each token in the retrieved list, we follow the process displayed in Figure 4, noting that we only focus on **2723** source code available tokens since we have to analyse the source code and transaction history of each to prove that a considered token is scam token.

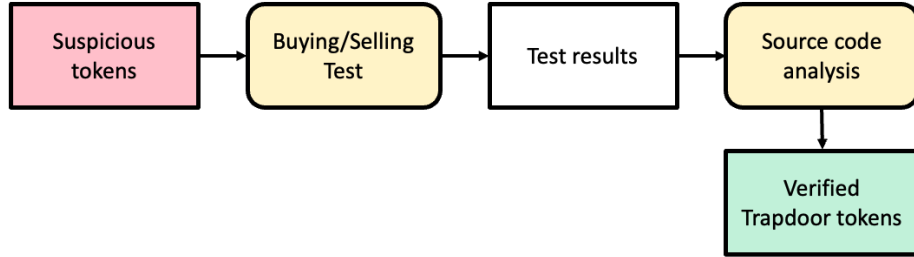


Fig. 4. Trapdoor verification process. The trading process is simulated for checking the buy-ability and sell-ability of a token. If the token behaves as Trapdoor, its source code will be analysed to determine all tricks that have been used in the contract.

First of all, for determining if a suspicious token really acts as a Trapdoor token, we simulate buy and sell transactions by using Brownie [3], a Python-based development and testing framework for smart contracts. The detail of the verification method is represented below.

Procedure 1 TrapdoorVerification

```

1: investor := brownie_prepared_account[0];
2: token_pool_addresses := load_test_data();
3: for (token, pool) in token_pool_addresses do
4:   buying_test := TokenBuyingTest(investor, pool, token);
5:   selling_test := TokenSellingTest(investor, pool, token);
6:   save_test_result(token, pool, buying_test, selling_test);
7: end for

```

Procedure 2 TokenBuyingTest(*investor*, *pool*, *token*)

```

1: acceptable_fee := 0.3;
2: liquidity := token.balanceOf(pool);
3: last_balance := token.balanceOf(investor);
4: if liquidity < 1000 then
5:   amount := liquidity;
6: else
7:   amount := 1000;
8: end if
9: result := token.transfer(investor, amount, "from" : pool)
10: if !result then
11:   RETURN FALSE;
12: end if
13: expected_amount := amount * (1 - acceptable_fee)
14: current_balance := token.balanceOf(investor);
15: received_amount := current_balance - last_balance;
16: if received_amount < expected_amount then
17:   RETURN FALSE;
18: end if
19: RETURN TRUE;

```

Procedure 3 `TokenSellingTest`(*investor*, *pool*, *token*)

```

1: acceptable_fee := 0.3;
2: balance := token.balanceOf(investor);
3: last_liquidity := token.balanceOf(pool);
4: amount := balance/2
5: result := token.transfer(pool, amount, “from” : investor)
6: if !result then
7:   RETURN FALSE;
8: end if
9: expected_amount := amount * (1 - acceptable_fee)
10: current_liquidity := token.balanceOf(pool);
11: received_amount := current_balance - last_balance;
12: if received_amount < expected_amount then
13:   RETURN FALSE;
14: end if
15: RETURN TRUE;

```

The test scenario of token buying and selling includes two parts: trading result asserting and trading fee asserting. For trading result asserting, we aim to check if the token transfer success. We expect that token buying is successfully completed while token selling is not because that will prove the characteristic of Trapdoor. The trading fee asserting will be only conducted if the transferring result in success. In this assertion, we will check if the trading fee that the user will be charged directly from the transferring amount while trading is affordable. In our study, we set the acceptable threshold for this fee at 30% of the sending amount. Similarly to the previous assertion, we expect a very small fee to be applied on buying transactions to encourage users to buy this token as many as possible while the selling fee should be extremely high to prevent them from retrieving high-value tokens back. The test result of each token then will be stored and used for the next comprehensive analysis.

In the next step, we only focus on tokens that failed in the sell test regardless of the buy test outcome because, in some situations, a scammer will disable the token trading (triggering the trap) to prevent the sale from investors or apply a considerable trading fee for both buying and selling transactions that make the users lose their funds instantly after exchanging this scam token. Then every selected token has been manually assessed to figure out all tricks used by scammers. The detail of Trapdoor tricks is categorized and explained in Section 4. Ultimately, our ground truth dataset is constructed from **1922** verified Trapdoor tokens.

4 Trapdoor classification

According to techniques the scammer used to cheat investors, we categorize those techniques into three different classes:

4.1 Conditional assertion

Tokens in the first class trapped the funds of investors by defining the condition of token transferring or the condition of raising an error to prevent selling transactions. The contract in Figure 5 depicts an example of a Trapdoor token AquaDrops using the conditional assertion technique. At first glance, there seems the contract code is very ordinary. The contract provides `transfer` and `transferFrom` functions to support token transferring between two arbitrary addresses. Both functions call the common `_beforeTokenTransfer` function before starting the transfer. This function does a special check when someone sends tokens to the liquidity pool `uniswapV2Pair` using an assert function `require` for checking if the sender address is in the eligible list `_enable`. If the sender's address is invalid, an error will be raised and the transaction is terminated. However, `_enable` is used nowhere except in the contract's creators where the address of the creator was added to this list. Thus, only the contract creator (scammer) can transfer a Trapdoor token to the liquidity pool `uniswapV2Pair` to exchange the whole amount of a paired high-value token in the pool.

```

...
464:     function transfer(address recipient, uint256 amount) public virtual override returns (bool) {
465:         _transfer(_msgSender(), recipient, amount);
466:         return true;
467:     }
...
501:     function transferFrom(address sender, address recipient, uint256 amount) public virtual override returns (bool)
502:         _transfer(sender, recipient, amount);
...
509:     }
...
564:     function _transfer(address sender, address recipient, uint256 amount) internal virtual {
565:         require(sender != address(0), "ERC20: transfer from the zero address");
566:         require(recipient != address(0), "ERC20: transfer to the zero address");
567:         _beforeTokenTransfer(sender, recipient);
...
575:     }
...
655:     function _beforeTokenTransfer(address from, address to) internal virtual {
656:         if(to == uniswapV2Pair) {
657:             require(_enable[from], "something went wrong");
658:         }
659:     }

```

Fig. 5. AquaDrops token ¹²adopts the condition assertion technique to raise exception (prevention) to all selling transactions from users.

Another Trapdoor technique is also indicated in Figure 6. In this Trapdoor token, the function `_transfer` is used as the core function of both mandatory functions `transfer` and `transferFrom`. The first `if-else` conditions block (line 394-408) is used to prevent any transaction from `snipers`, auto-trading bots. At first look, this check is important and necessary to prevent instant buying and selling from bots that may make the price of the token go down dramatically.

¹² <https://etherscan.io/address/0x3E19C4D8E826b2a35158Cbd1eBA15c5B4A8F34d9>

However, this seemingly vital code block is feasible to be transformed into a trap when the token owner adds the address of the corresponding liquidity pool into `snipers` list. The evidence of a scam can be found from the transaction history¹³ of this token. After the liquidity pool is added to the `snipers` list, the `if` and `else if` conditions are satisfied only if the liquidity pool transfer a Trapdoor token to itself but the last condition in the `else` block is always reached for any transferring from an investor to the pool (Trapdoor token selling). Consequently, selling transactions are not conducted and overlooked without any notification by using `return`.

```

...
141:     function transfer(address recipient, uint256 amount) public virtual override returns (bool) {
142:         _transfer(_msgSender(), recipient, amount);
143:         return true;
144:     }
...
155:     function transferFrom(
156:         address sender,
157:         address recipient,
158:         uint256 amount
159:     ) public virtual override returns (bool) {
160:         _transfer(sender, recipient, amount);
...
168:     }
...
390:     function _transfer(address from, address to, uint256 amount) internal override {
391:         require(from != address(0), "ERC20: Transfer from the zero address");
392:         require(to != address(0), "ERC20: Transfer to the zero address");
393:
394:         if (automatedMarketMakerPairs[to] && snipers[from]) {
395:             return;
396:         }
397:         else if (automatedMarketMakerPairs[from] && snipers[to]) {
398:             require(automatedMarketMakerPairs[from] && snipers[to]);
399:         }
400:         else {
401:             if (snipers[to]) {
402:                 return;
403:             }
404:         }
405:
406:         if (amount == 0) {
407:             return;
408:         }
...
475:     }

```

Fig. 6. LGT token¹⁵ is another member in the condition assertion group which ignore all selling transactions from investors silently, instead of raising any error, to prevent the trace-back from experienced users.

4.2 Trading fee manipulation

Unlike conditional assertion, tokens in the trading fee manipulation group will charge senders an extremely high trading fee by deducting directly from the

¹³ <https://etherscan.io/tx/0x647d5425f86809d3c54d96fc34cbe2b0bff82ad036815d3112bffbfc7a607569>

¹⁵ <https://etherscan.io/address/0xc67979670b43b38c0242624258268c2d66e2ca57>

Trapdoor token amount, making users not have enough funds to exchange the paired high-value token back. This fee mostly is 100% which can be defined directly in the contract or be updated later by the token creator. A good example of the former case is depicted in Figure 7 which is the contract of Seppuku token. Looking into the contract, we can see that both functions `transfer` and `transferFrom` call `findNinetyPercent` function to calculate the amount to be burned (permanent removal) from the transferring amount. Scammer deceives investors by naming the outcome of `findNinetyPercent` as `tenPercent` but it is truly almost 90%. Thus, an exact amount is withdrawn from a sender but only 10% of this amount is transferred to a receiver. This deduction is applied to every transaction regardless of buying or selling. As a result, investors will be charged 99% for a buy-sell circle and the remaining 1% may be insufficient to pay for the transaction fee.

```

...
92:     uint256 public basePercent = 899;
...
118:     function findNinetyPercent(uint256 value) public view returns (uint256) {
119:         uint256 roundValue = value.ceil(basePercent);
120:         uint256 tenPercent = roundValue.mul(basePercent).div(1000);
121:         return tenPercent;
122:     }
123:
124:     function transfer(address to, uint256 value) public returns (bool) {
125:         require(value <= _balances[msg.sender]);
126:         require(to != address(0));
127:
128:         uint256 tokensToBurn = findNinetyPercent(value);
129:         uint256 tokensToTransfer = value.sub(tokensToBurn);
130:
131:         _balances[msg.sender] = _balances[msg.sender].sub(value);
132:         _balances[to] = _balances[to].add(tokensToTransfer);
133:     }
...
146:     function transferFrom(address from, address to, uint256 value) public returns (bool) {
147:         require(value <= _balances[from]);
148:         require(value <= _allowed[from][msg.sender]);
149:         require(to != address(0));
150:
151:         _balances[from] = _balances[from].sub(value);
152:
153:         uint256 tokensToBurn = findNinetyPercent(value);
154:         uint256 tokensToTransfer = value.sub(tokensToBurn);
155:
156:         _balances[to] = _balances[to].add(tokensToTransfer);
157:         _totalSupply = _totalSupply.sub(tokensToBurn);
158:     }
...
165:
...

```

Fig. 7. Seppuku token¹⁷ applies an extremely trading fee on both buying and selling transactions, stealing nearly 99% funds of participants.

Other than Seppuku, the token 88 Dollar Millionaire manages trading fee for buying and selling transactions separately, showing from line 324 to line 337 in Figure 8. Particularly, buying fee is the sum of `buymktFee` and `buyliqFee`

¹⁷ <https://etherscan.io/address/0xF49C17470eCC377A59De71EaB8dcB5e78B5cB670>

whereas selling fee is combined from `sellmktFee` and `sellliqFee`. At the beginning, the value of `buymktFee` and `buyliqFee` was 1% and 6% respectively. `sellmktFee` and `sellliqFee` also had the same initial values. However, `sellmktFee` then was updated to 99% by creator¹⁸, making the fee rate rise up to 105% (99% + 6%) that means the token will withdrawn 100% and 5% of a transferring amount from the fund of sender and liquidity pool correspondingly for every selling transaction.

```

...
221: function transfer(address recipient, uint256 amount) external override returns (bool){
222:     _transfer(_msgSender(),recipient,amount);
223:     return true;
224: }
...
281: function _transfer(address from, address to, uint256 amount) internal{
...
...
316:     if (takeFees){
...
...
323:         //Selling fees
324:         if (automatedMarketMakerPairs[to] && to != address(_router) ){
325:             totalFeeFortx = 0;
326:             mktAmount = amount * sellmktFee/100;
327:             liqAmount = amount * sellliqFee/100;
328:             totalFeeFortx = mktAmount + liqAmount;
329:         }
330:         //Buy Fees
331:         else if(automatedMarketMakerPairs[from] && from != address(_router)) {
332:
333:             totalFeeFortx = 0;
334:             mktAmount = amount * buymktFee/100;
335:             liqAmount = amount * buyliqFee/100;
336:             totalFeeFortx = mktAmount + liqAmount ;
337:         }
338:     }
339:     _balances[from] = senderBalance - amount;
340:     _balances[to] += amount - mktAmount - liqAmount;
...
...
352: }
...
436: function buyFee(uint256 newAmount) public onlyOwner{
437:     buymktFee= newAmount;
438: }
439: function sellFee(uint256 newAmount)public onlyOwner{
440:     sellmktFee= newAmount;
441: }

```

Fig. 8. 88 Dollar Millionaire token²⁰ applies initially introduces a small fee as a bait but then this fee go up to 99% to deduct the selling amount from users.

4.3 Numerical exception

Scams in the third group also tend to cause errors to terminate transactions on pre-set conditions. However, instead of causing an error actively using `require`, a numeric exception occurs due to the calculation of invalid values intentionally updated by the scammer. That makes those tricks more sophisticated and harder to detect. For instance, in the contract CPP4U (Figure 9), two trading

¹⁸ <https://etherscan.io/tx/0xb61b83676396791d4edc4243fb8ae6d6725efd8578809d41efe25f8354c77b60>

²⁰ <https://etherscan.io/address/0xe053Cf2Bc6Dd5e3e773f23606846859EDdFE4925>

fee are separately applied onto buying and selling transactions. However, instead of levying on the transferring amount, this token aim to raise a common error "Integer overflow" to prevent token selling from investors. Notably, a scammer willfully set the value of a fee rate `totalSellTax` up to 1000%²¹, resulting in the `fee` is ten times more than `_amount` (line 676). Therefore, the subtraction of `_amount` and `fee` will give a negative number (line 677) which then is assigned to `rAmount` but it is an unsigned integer (line 636) so that a numeric exception occurs for this case.

```

...
617:     function BASEMode(uint256 marketingTaxForBuyers,uint256 marketingTaxForSellers,bool _limitsInEffect) external
618:         totalBuyTax = marketingTaxForBuyers;
619:         totalSellTax = marketingTaxForSellers;
620:         limitsInEffect = _limitsInEffect;
621:     }
...
623:     function _transfer(
624:         address _sender,
625:         address _recipient,
626:         uint256 _amount
627:     ) internal {
...
...
657:         // when sell
658:         else if (_recipient == uniswapPair) {
...
...
675:             if (!swapping && !excludedFromFee[_sender] && totalSellTax > 0) {
676:                 uint256 fee = _amount * totalSellTax / 100;
677:                 rAmount = _amount - fee;
678:                 _balances[address(this)] += fee;
679:                 tokensForLiquidity += fee * liquiditySellTax / totalSellTax;
680:                 tokensForMarketing += fee * marketingSellTax / totalSellTax;
681:
682:                 emit Transfer(_sender, address(this), fee);
683:             }
684:         }
685:
686:         _balances[_sender] = senderBalance - _amount;
687:         _balances[_recipient] += rAmount;
688:         emit Transfer(_sender, _recipient, _amount);
689:     }

```

Fig. 9. CPP4U token²³:intentionally updates invalid value of trading fee which then causes an "Integer overflow" exception on every selling transaction.

By contrast, Squid-X token (Figure 10) set buying fee²⁴ and selling fee²⁵ are all zeros to attract users. Furthermore, trading fee value checks are given in `setBuyFees` and `setSellFees`, line 613 and 625 respectively, to ensure updated fees do not exceeds 30%, making a truth from investors. However, looking into `swapBack` function (line 500-520), `realTotalFee` is zero because `buyTotalFee`, `sellTotalFee`, `stakingFee`, and `sellFeeStaking` are all zeros which then cause "division by zero" numeric exception at line 505. In `transfer` and `transferFrom` functions, the `swapBack` function is called based on the `shouldSwapBack`'s return

²¹ <https://etherscan.io/tx/0x034963d54d10c801d9674224ab41c305111214f708983c37c8ce60c2c0837548>

²³ <https://etherscan.io/address/0x9314e4e2647c76160aa860b1329cd00031e49804>

²⁴ <https://etherscan.io/tx/0xc11c3a8183bad5af71bbc2c81dd27ac13ec9ce6e72b02b877b35efccb0491ccb>

²⁵ <https://etherscan.io/tx/0xe6ed2a587efbaddc15e50f2856200e40ee27f391562fe2d05f8433e038ea00a0>

value. Regardless to swap status and token's balance checking, `shouldSwapBack` function only returns true if sender is not liquidity pool (line 476). Therefore, investors can exchange Squid X tokens without any problems but cannot return them to redeem their investment.

```

344:     function transfer(address recipient, uint256 amount) external override returns (bool) {
345:         return _transferFrom(msg.sender, recipient, amount);
346:     }
347:
348:     function transferFrom(address sender, address recipient, uint256 amount) external override returns (bool) {
...
353:         return _transferFrom(sender, recipient, amount);
354:     }
355:
356:     function _transferFrom(address sender, address recipient, uint256 amount) internal returns (bool) {
...
364:         if(shouldSwapBack()){ swapBack(); }
...
407:     }
...
474:     function shouldSwapBack() internal view returns (bool) {
475:         return
476:             !automatedMarketMakerPairs[msg.sender]
477:             && !inSwap
478:             && swapEnabled
479:             && _balances[address(this)] >= swapThreshold;
480:     }
...
500:     function swapBack() internal swapping {
501:         uint256 swapLiquidityFee = liquidityFee.add(sellFeeLiquidity);
502:         uint256 realTotalFee = totalBuyFee.add(totalSellFee).sub(stakingFee).sub(sellFeeStaking);
503:
504:         uint256 contractTokenBalance = _balances[address(this)];
505:         uint256 amountToLiquify = contractTokenBalance.mul(swapLiquidityFee).div(realTotalFee).div(2);
...
548:     }

```

Fig. 10. Squid-X token²⁷ updates a selling fee to zero to attract investors which causes a "division by zero" error when users try to sell their token.

5 Ongoing work

5.1 Advanced Trapdoor Analysis

Although we only have three types of Trapdoors, scammers' tricks are diverse, creating many difficulties in Trapdoor detection. As a good example, the token Tiger of Kai (Takeda)²⁸ is very hidden and requires a lot of advanced techniques to detect in addition to reading token source code. The work scheme of this token is represented in Figure 11. Initially, the reasonable and legal assertion `require(amount > 0, "transfer amount must be greater than zero")` is provided in the `_transfer` function for preventing zero amount transfer. At first sight, this assertion is legal and reasonable because investors always transfer a positive amount of tokens for selling. Apparently, the first call from an investor to

²⁷ <https://etherscan.io/address/0x42a4123c90df459f8098fd76a3be946920b49a43>

²⁸ <https://etherscan.io/address/0xee49307452fe780afadc28deab97c5ae6a17b383>

`transfer` function with a positive transferring amount can pass this check easily. However, the additional function `swapExactTokensForETHSupportingFeeOnTransferTokens` of `UniswapV2Router02` was called inside the `_transfer` function for any selling transaction. The mission of this function is to swap for ETH so that the Tokeda token first needs to be transferred back to the pool from the token itself. However, the swap amount is set to zero by a scammer in the Tokeda contract (line 265), making `UniswapV2Router02` calls `transfer` zero to the pool using `transferFrom` function (line 392 in `UniswapV2Router02`²⁹) and violate the zero amount check mentioned above. Moreover, the raised exception is overwritten by the Uniswap exception `"TransferHelper: TRANSFER_FROM_FAILED"`, preventing the manual trace back and blame the mistake to Uniswap. In short, this token uses the conditional assertion technique in an advanced manner that handles a non-malicious contract to call back the scam contract to trigger a trap and blame the reason on this benign contract to distract users from Trapdoor token.

```

Takeda.transfer()
└─ Takeda._transfer()
   └─ Takeda.swapTokensForEth()
      └─ UniswapV2Router02.swapExactTokensForETHSupportingFeeOnTransferTokens()
         ├── address: 0x7a250d5630B4cF539739dF2C5dAcb4c659F2488D //UniswapV2Router02
         ├── value: 0
         ├── input arguments:
         │   ├── amountIn: 0
         │   ├── amountOutMin: 0
         │   ├── path: [ "0xE49307452fE780AfAdc28DEab97c5aE6a17b383", //Takeda
         │   │           "0xC02aaA39b223FE8D0A0e5C4F27eAD9083C756Cc2"] //WETH
         │   ├── to: 0xE49307452fE780AfAdc28DEab97c5aE6a17b383
         │   └── deadline: 1684989236
         └─ Takeda.transferFrom()
            ├── address: 0xE49307452fE780AfAdc28DEab97c5aE6a17b383 //Takeda
            ├── value: 0 // invalid input
            ├── input arguments:
            │   ├── sender: 0xE49307452fE780AfAdc28DEab97c5aE6a17b383 //Takeda
            │   ├── recipient: 0x366573A16ec9c60d28C47F6e603141cb5564C81F //UniswapV2Pair
            │   └── amount: 0
            └─ Takeda._transfer()
               └─ revert reason: transfer amount must be greater than zero

```

Fig. 11. Call traces for Tokeda token show recursive workflow that makes the scam is more hidden.

In the next step, we are going to figure out all maneuvers that were adopted by scammers in our labelled Trapdoor tokens. We also characterize them with comprehensive analyses and discussions.

5.2 Characterizing the scam

Based on our reliable dataset, we are going to systematically characterize the behaviours of the scam tokens, measure their economic impacts. Moreover, we also characterize scammers who create Trapdoor tokens and the victims who lost their money by this frauds.

²⁹ <https://github.com/Uniswap/v2-periphery/blob/master/contracts/UniswapV2Router02.sol>

5.3 Machine learning based detection tool

Although Trapdoor tokens can be detected manually by using scanning their source code, the original source codes of 77.3% contracts on Ethereum are not available [38]. To tackle this shortcoming and to automatically detect Trapdoor token, we are designing the machine learning based detection tool based on our reliable dataset with the mission is to detect unlabelled Trapdoor tokens in our original dataset collected at step 2 of 3. It is worth noting that the non-malicious tokens is gathered by using the same collection and verification methods proposed in this study.

6 Conclusion

This paper comprehensively analyses Trapdoor, a new financial fraud on the cryptocurrency market, on the most popular decentralised exchange Uniswap. In this work, we first proposed the definition of Trapdoor and the distinction between this scam and Honeypot. We then presented an effective labelling method for determining Trapdoor tokens in the list of tokens available on UniswapV2 with a reliable verification process. Consequently, we collected and publicised the dataset of 1922 different Trapdoor tokens. According to the main trick scammer uses to cheat investors, we classified scam tokens into three groups. Nonetheless, we gave different examples to clarify the malicious technique used in each group. Finally, we reported 30 representative Trapdoor cases with the aim is to improving Trapdoor awareness among investors. In future work, we plan to further analyse advanced techniques that help this scam is more hidden and hard to detect. We also plan to build a machine learning-based detection tool for detecting Trapdoor tokens from bytecode, which helps widen our scam dataset.

References

1. Blockchain-based privacy-preserving remote data integrity checking scheme for iot information systems. *Information Processing & Management* **57**(6), 102355 (2020)
2. Binance: Binance exchange (Jul 2017), <https://www.binance.com/en>
3. Brownie: Python-based development and testing framework for ethereum smart contracts (2019), <https://github.com/eth-brownie/brownie>
4. Buterin, V.: Ethereum: A next generation smart contract and decentralized application platform (2014), <https://ethereum.org/en/whitepaper/>
5. Buterin, V.: On path independence (2017), <https://vitalik.ca/general/2017/06/22/marketmakers.html>
6. Chain, B.: Binance smart chain (Apr 2019), <https://www.bnbchain.org/en/smartChain>
7. Chainalysis: Crypto crime series: Decoding ethereum scams (2019), <https://blog.chainalysis.com/reports/ethereum-scams/>
8. Chainanalysis: The 2022 crypto crime report. <http://demo.chainalysis.com/2022-crypto-crime-report/> (2022), accessed: 2022-04-24
9. Coinbase: Coinbase exchange (May 2012), <https://www.coinbase.com/au>

10. Coingecko: Decentralized exchanges (2023), <https://www.coingecko.com/en/exchanges/decentralized>
11. Coingecko: Uniswapv2 ethereum (2023), <https://www.coingecko.com/en/exchanges/uniswap-v2-ethereum>
12. Coinmarketcap: Total cryptocurrency market cap (2021), <https://coinmarketcap.com/charts/>
13. Defillama: Uniswapv2 folks (2023), <https://defillama.com/forks>
14. detecthoneypot: Ethereum honeypot detector (2023), <https://honeypot.is/ethereum>
15. detecthoneypot: Honeypot detector for blockchain (2023), <https://detecthoneypot.com>
16. Dinh, T.T.A., Liu, R., Zhang, M., Chen, G., Ooi, B.C., Wang, J.: Untangling blockchain: A data processing view of blockchain systems. *IEEE Transactions on Knowledge and Data Engineering* **30**(7), 1366–1385 (2018)
17. Dutta, P., Choi, T.M., Somani, S., Butala, R.: Blockchain technology in supply chain operations: Applications, challenges and research opportunities. *Transportation research part e: Logistics and transportation review* **142**, 102067 (2020)
18. Ethereum: Erc-20 token standard (2015), <https://ethereum.org/en/developers/docs/standards/tokens/erc-20/>
19. Ethereum: Solidity (2015), <https://docs.soliditylang.org/en/v0.8.16/>
20. Fantom: Fantom chain (Dec 2019), <https://fantom.foundation>
21. INC, I.: Infura (2016), <https://www.infura.io>
22. KuCoin: Kucoin exchange (Sep 2017), <https://www.kucoin.com>
23. Mazorra, B., Adan, V., Daza, V.: Do not rug on me: Leveraging machine learning techniques for automated scam detection. *Mathematics* **10**(6), 949 (2022)
24. Nakamoto, S.: Bitcoin: A peer-to-peer electronic cash system. *Decentralized Business Review* (2008)
25. Panarello, A., Tapas, N., Merlino, G., Longo, F., Puliafito, A.: Blockchain and iot integration: A systematic survey. *Sensors* **18**(8), 2575 (2018)
26. Polygon: Polygon chain (Oct 2017), <https://polygon.technology>
27. Scholten, O.J., Hughes, N.G.J., Deterding, S., Drachen, A., Walker, J.A., Zendle, D.: Ethereum crypto-games: Mechanics, prevalence, and gambling similarities. In: *Proceedings of the Annual Symposium on Computer-Human Interaction in Play*. pp. 379–389 (2019)
28. Szabo, N.: Smart contracts: Building blocks for digital markets (1996), <https://www.fon.hum.uva.nl/rob/Courses/InformationInSpeech>
29. Tasatanattakool, P., Techapanupreeda, C.: Blockchain: Challenges and applications. In: *2018 International Conference on Information Networking (ICOIN)*. pp. 473–475 (2018). <https://doi.org/10.1109/ICOIN.2018.8343163>
30. team, T.E.: Etherscan (2015), <https://etherscan.io>
31. team, T.E.: Etherscan api (2015), <https://etherscan.io/apis>
32. Theodouli, A., Arakliotis, S., Moschou, K., Votis, K., Tzouvaras, D.: On the design of a blockchain-based system to facilitate healthcare data sharing. In: *2018 17th IEEE International Conference On Trust, Security And Privacy In Computing And Communications/12th IEEE International Conference On Big Data Science And Engineering (TrustCom/BigDataSE)*. pp. 1374–1379. IEEE (2018)
33. Uniswap: Uniswap (2023), <https://uniswap.org/>
34. Uniswap: Uniswap v2 source code (2023), <https://github.com/Uniswap/v2-core/>
35. Web3Python: Python library for interacting with ethereum (2016), <https://github.com/ethereum/web3.py>

36. Werner, S., Perez, D., Gudgeon, L., Klages-Mundt, A., Harz, D., Knottenbelt, W.: Sok: Decentralized finance (defi). In: Proceedings of the 4th ACM Conference on Advances in Financial Technologies. pp. 30–46 (2022)
37. Xia, P., Wang, H., Gao, B., Su, W., Yu, Z., Luo, X., Zhang, C., Xiao, X., Xu, G.: Trade or trick? detecting and characterizing scam tokens on uniswap decentralized exchange. In: Proceedings of the ACM on Measurement and Analysis of Computing Systems. vol. 5.3, pp. 1–26 (2021)
38. Zhou, Y., Kumar, D., Bakshi, S., Mason, J., Miller, A., Bailey, M.: Erays: Reverse engineering ethereum’s opaque smart contracts. In: 27th USENIX Security Symposium (USENIX Security 18). pp. 1371–1385 (2018)