

# A $d$ -summable approach to Deng information dimension of complex networks

Aldo Ramirez-Arellano and Juan Bory-Reyes

**Abstract.** Several new network information dimension definitions have been proposed in recent decades, expanding the scope of applicability of this seminal tool. This paper proposes a new definition based on Deng entropy and  $d$ -summability (a concept from geometric measure theory). We will prove to what extent the new formulation will be useful in the theoretical and applied points of view.

**Keywords.** Fractals, information dimensions,  $d$ -summability, Deng entropy, complex networks.

## 1. Introduction

The geometric dimension is a basic but important topic in complex networks and has received considerable attention as a fundamental quantity to characterize the structure and different physical properties of complex networks [1, 2]. Since the beginning, it was applied to describe dense sets, like the points on a curve, surface, or volume, which belong to the fundamental methods of fractal geometry. In the past years, the body of research has focused on the calculation of the fractal dimension for complex networks, such as the volume dimension [3–6], correlation dimension [7], information dimension [8], local [9] and multi-local information dimension [10], and Boulingand-Minkowski [11] dimension, to name a few. The approaches to calculating the fractal dimension based on the box-covering method are described in [12–15].

Information dimension of complex networks, introduced by Renyi based on the probability method [16, 17], has encouraged the introduction of  $d$ -summable information dimension [18] and those based on Tsallis entropy [19, 20], such as box-covering Tsallis information dimension [21] and Renyi entropy [22]. There are many other network information dimensions in the literature, for example, adopting a fractional measure of entropy [23, 24].

Most of the abovementioned information dimensions are based on the measure of entropies, which represent one parametric family of functionals

to describe the uncertainty or randomness of a given system. The parameter value has been computed basically on the betweenness centrality measure [19] and inner and outer degree [24], as well as the fraction of the minimum number of boxes to cover the network [21]. Conversely, to calculate the Renyi information dimension's parameter value, the approach restricts it to a fixed range [22]. A remarkable property of Tsallis [19, 21], Renyi [22], fractional [23, 24] and d-summable information dimensions [18] is that all of them converge to the classical information dimension (based on Shannon entropy) when their parameters tend to one.

Deng entropy [25] was introduced in Dempster-Shafer's theory (DST for brevity) framework, has recently gained attention. Several new measures of uncertainty as been derived from it, such as fractional Deng entropy [26], fractional Tsallis-Deng entropy [27], and belief entropy [28], information. The information volume of a basic probabilistic assignment was introduced in [29–31] as the counterpart of a probability distribution information volume. Furthermore, an information dimension of complex networks based on Deng entropy was introduced in [32]. The reader is referred to [33–35] for some survey on the subject.

For various reasons, it is reasonable to expect that to measure the topological structure and fractality of complex networks; it should be attainable to assume some minimum regularity of the form relative to the box dimension and information dimension. That is the case of the d-summable dimension, which has found applications in areas such as quantification of lung illness severity [36] and differentiation of lung lesions [37].

This paper reformulate the Deng information dimension of complex networks and show that the reformulated functional fit best synthetic and real-world complex networks. The remainder of this paper is organized as follows: in the next section, we briefly present the basic facts about Deng entropy, and Deng information dimension. Afterward, we will reformulate the Deng information dimension of complex networks. Finally, the findings of the obtained results and conclusion are discussed.

## 2. Preliminaries

### 2.1. Deng entropy

In Dempster-Shafer's evidence theory, the uncertainty simultaneously contains non-specificity and discord, which coexists in Basic Probability Assignment (BPA for short). Let  $X$  be a set of  $N$  mutually exclusive and collective exhaustive events, indicated by  $X = \{\theta_1, \theta_2, \dots, \theta_i, \dots, \theta_N\}$ , where set  $X$  is named a frame of discernment. The power set of  $X$  is

$$2^X = \{\emptyset, \dots, \{\theta_1\}, \dots, \{\theta_N\}, \{\theta_1, \theta_2\}, \dots, \{\theta_1, \theta_2, \dots, \theta_i\}, \dots, X\}$$

Given a frame of discernment  $X$ , the mass function, denoted by  $m$ , is a mapping from  $2^X$  to  $[0, 1]$ . It means that the basic probabilities of the

elements in the power set  $2^X$  are mapped to  $[0,1]$ . The mass function is also called BPA by imposing the condition:

$$m(\emptyset) = 0, \sum_{A \subseteq 2^X} m(A) = 1. \quad (1)$$

Let  $m_1$  and  $m_2$  be two BPA; the Dempster's combination rule is used just put the pieces together [38, 39]:

$$m(A) = \frac{1}{1 - K} \sum_{B \cap C = A} m_1(B)m_2(C), \quad (2)$$

where  $K$  is called the conflict coefficient of the two BPAs, and it is given as:

$$K = \sum_{B \cap C = \emptyset} m_1(B)m_2(C). \quad (3)$$

Note that Eq.(2) is only applicable if  $K < 1$ .

Deng entropy [25] as a uncertainty measure of BPA is defined as follow:

$$I_D = - \sum_{A \subseteq X} m(A) \log_2 \frac{m(A)}{2^{|A|} - 1}, \quad (4)$$

where  $m$  is a mass function defined on the frame of discernment  $X$ , and  $A$  is a focal element of  $m$ , meanwhile  $|A|$  denotes  $A$ 's cardinality.

Deng entropy is a generalization of celebrated Shannon entropy, and it is recovered when the BPA is a probability distribution. The difference between Deng and Shannon's entropy is that belief of each focal element is divided by the term  $2^{|A|}-1$ , which represents the potential number of states in  $A$ . From Eq.(4), the term  $\sum_{A \subseteq X} m(A) \log_2(2^{|A|} - 1)$  is the measure of the total non-specificity in the mass function  $m$ , and  $-\sum_{A \subseteq X} m(A) \log_2 m(A)$  is the measure of discord of the mass function among various focal elements.

## 2.2. Deng entropy information dimension

The general information dimension can be defined as follows:

$$d_I = - \lim_{\varepsilon \rightarrow 0} \frac{I}{\log \varepsilon}, \quad (5)$$

where  $I$  is a generic measure of entropy and  $\varepsilon$  is the diameter of the boxes to cover the network. The information dimension [8] is obtained from Eq.(5) by  $I = -\sum p_i \log p_i$  that is Shannon entropy, while adopting  $I_D$  of Eq.(4) yields the Deng entropy information dimension [32]:

$$d_D = \lim_{\varepsilon \rightarrow 0} \frac{\sum_{\substack{A_i \subseteq X \\ i=1 \\ i=1}}^{N_b} m(A_i) \log_2 \frac{m(A_i)}{2^{|A_i|} - 1}}{\log \varepsilon}. \quad (6)$$

Since network nodes are mutually exclusive, exhaustive collective events; the nodes are the elements of the frame of discernment  $X$ . The focal element  $A_i$  is set of nodes in the  $i^{th}$  box of  $N_b$  boxes discovered by the box-covering algorithm [40], and  $|A_i|$  is its size, in our case, the number of nodes that belong

to the box  $A_i$ . Note that  $N_b$  depends on  $\varepsilon$ ; hence, the focal elements (boxes)  $A_i$  are generally constituted by different nodes for each  $\varepsilon$ . For example, when  $\varepsilon = 1$  each  $A_i$  contains only one node; however, for  $\varepsilon = 3$ ,  $A_1 = \{1, 2, 5, 6\}$  and  $A_2 = \{3, 4\}$ , see Figure 1c).

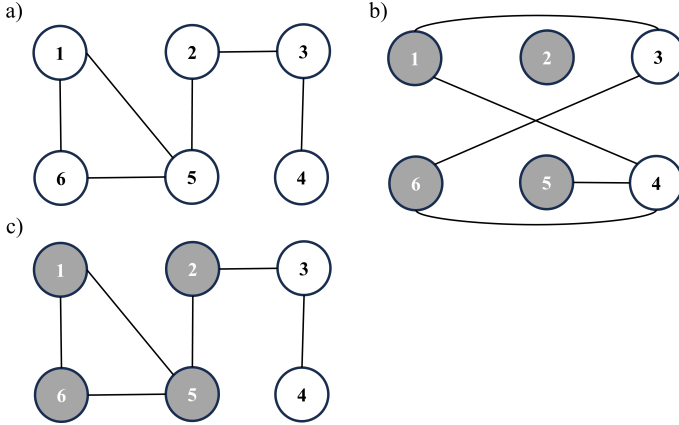


FIGURE 1. Box-covering of a network for  $\varepsilon = 3$ . Nodes of the same colour belong to the same box,  $N_b = 2$ .

The nodes connected by the shortest path in the network of the panel a) of Figure 1 within a distance  $\varepsilon = 3$ , the size of the boxes, should be connected in the graph in panel b). For example, node six is connected to three and four by a path of length three and four, respectively; hence they are connected in the network on panel b). Then, the colours of each node are assigned following the rule that two nodes connected in the network of panel b) not be in the same colour. Also, the number of colours of the nodes should be the minimum. Finally, the colours assigned in panel b) are mapped to the original network, see panel c). The boxes in the same colour belong to the same box, and the number of colours gives the number of boxes.

By (6), we can assert that

$$I_D(\varepsilon) \sim -d_D \log \varepsilon + \beta, \quad (7)$$

The mass function or BPA is given by:

$$m(A_i) = \frac{|A_i|}{N}, \quad (8)$$

where  $|A_i|$  is the number of nodes of  $A_i$  and  $N$  is the number of network nodes. Since the box-covering algorithm [40] does not allow overlapping boxes, each  $A_i$  is a mutually exclusive subset of the nodes in the network; thus,  $\sum_{A_i \subseteq \mathcal{X}} m(A_i) = 1$ .

### 3. d-summable Deng information dimension

A bounded and closed set is said to be d-summable if and only if the improper integral

$$\int_0^1 N_b(\varepsilon) \varepsilon^{d_d-1} d\varepsilon, \quad (9)$$

converges.  $N_b(\varepsilon)$  is the number of boxes of diameter  $\varepsilon$  covering a compact set, and  $d_d$  is the fractal dimension, named d-summable fractal dimension. The reader is referred to [41] for a detailed discussion of d-summable sets.

The d-summable dimension [18] is the exponent  $d_d$ , such as the fractal relation

$$\frac{N_b(\varepsilon)}{\varepsilon^{1-\nu}} \sim C\varepsilon^{-d_d}, \quad (10)$$

where  $d_d$  is the d-summable dimension, and  $0 < \nu < 1$  is a sufficient condition to warranty dsummability. Eq.(10) can be rewritten as:

$$d_d = - \lim_{\varepsilon \rightarrow 0} \frac{\log \frac{N_b(\varepsilon)}{\varepsilon^{1-\nu}}}{\log \varepsilon}. \quad (11)$$

Combining Eq.(5), Eq.(10) with Eq.(11), we get a general d-summable information dimension:

$$d_{dI} = - \lim_{\varepsilon \rightarrow 0} \frac{I}{\varepsilon^{1-\nu} \log \varepsilon}, \quad (12)$$

where  $\varepsilon$  is the size of the boxes, and  $I$  is a generic measure of entropy. If  $I$  is replaced by Shannon entropy, we obtain what is known as the d-summable information dimension [18]. It is clear that  $d_{dI}$  reduces to  $d_I$  when  $\nu \rightarrow 1$ .

We are ready to introduce the d-summable Deng information dimension of complex networks at this point. Replacing  $I$  in Eq.(12) for  $I_D$  from Eq.(4), it makes the definition of the d-summable Deng information dimension allowable:

$$d_{dD} = \lim_{\varepsilon \rightarrow 0} \frac{\sum_{\substack{A_i \subseteq X \\ i=1}}^{N_b} m(A_i) \log_2 \frac{m(A_i)}{2^{|A_i|} - 1}}{\varepsilon^{1-\nu} \log \varepsilon}, \quad (13)$$

where  $\varepsilon$  is the diameter of the boxes to cover the network,  $X$  is the frame of discernment formed by the network nodes.  $A_i$  is the set of nodes in  $i^{th}$  box discovered by the box-covering algorithm [40], and  $|A_i|$  is the number of nodes that belong to the box  $A_i$ .

The d-summable Deng information dimension naturally leads to the Deng information dimension when  $\nu \rightarrow 1$ . However, the practicability of Eq.(13) is doubtful since a indeterminacy is obtained when  $\varepsilon = 1$ . This indeterminacy can be solved following [42] by restricting the box size to  $[2, \Delta - 1]$ , which  $\Delta$  is the maximum size needed to cover the set with one box fully and  $m(A_i)$  is the mass function of Eq.(8).

Similarly, for some constant  $\beta$ , we see that

$$I_{dD}(\varepsilon) \sim (-d_{dD} \log \varepsilon + \beta)\varepsilon^{1-\nu}, \quad (14)$$

where  $d_{dD}$  is the d-summable information dimension, and  $\varepsilon$  is the size of the boxes needed to cover the set.

In this context, the BPA measures each box's volume. Thus, the Deng entropy quantifies the information volume and uncertainty. In the limit case  $\varepsilon = 1$ , the non-specificity  $\sum_{A \subseteq X} m(A) \log_2(2^{|A|} - 1) = 0$  and the discord  $-\sum_{A \subseteq X} m(A) \log_2 m(A) = -\log_2(\frac{1}{N})$  since  $m(A) = \frac{1}{N}$ ,  $|A| = 1$ ;  $\forall A \subseteq X$ . On the other hand, for  $\varepsilon = \Delta + 1$ , the non-specificity is  $\log_2(2^N - 1)$  and the discord is zero since  $m(A) = 1$ ,  $|A| = N$ ;  $\forall A \subseteq X$ . The non-specificity in the last case is large since it quantifies the number of partitions that can be built with  $1, 2, \dots, N$  nodes. For example, assume a network with two nodes, three different partitions can be constructed: the node  $n_1$  into partition  $P_1$ , the node  $n_2$  into box  $P_2$ ;  $n_1$  into box  $P_2$  and  $P_2$  into box  $P_1$ ; finally the two nodes into one partition leading a non-specificity  $\log_2(2^2 - 1) = \log_2(3)$  for  $\varepsilon = \Delta + 1$ . For  $\varepsilon = 1$ , each box contains one node; hence there is no other way to build a different box, leading to zero non-specificity. Additionally, the discord quantifies the information volume similar to the information dimension does.

The volume and the uncertainty of complex networks measured by Deng information dimension are reasonable to expect that it should be attainable to assume some minimum regularity expressed by Eq.(7). However, this regularity could not be presented in all complex networks; hence, the d-summable Deng information dimension measures the volume information dimension's non-regularity ( $\nu$ ) as d-summability does on sets.

## 4. Methodology

The real-world networks used in the experimentation were bio-CE-PG (BCEPG), bio-grid-plant (BGP), bio-grig-worm (BGW), C. elegans neural network (CEN), dolphins social network (DS), Zachary's karate club network (ZKC), power grid network (PG), protein interaction network (YEAST), USA airport network (USAA), E.coli cellular network (ECC), jazz-musician (JM), topology of a 1998-communications, network (TC), Lada Adamic's social network (LAS), ca-netscience (CNC), email (EM) [21], see Table 1. Also, small-world (SW) [43] and scale-free networks based on Barabasi-Albert model (BA) were constructed, varying the nodes, see Table 3.

For large networks with about 1500 nodes, the computation of  $2^{|A|} - 1$  is difficult since the precision of the CPU is not enough to get the exact number. A previous approach to solve this issue is to set the entropy to 0 when  $|A|$  is too large [32]. However, it disturbs the final entropy value. Hence, we propose to calculate both Deng and d-summable Deng information dimensions using  $2^{|A|}$ . This substitution simplifies Eq.(6) and approximates the entropy to the exact value.

Figure 2 shows the Deng information dimension computed using our approach (star) and the previous one (circle) [32] on the a)PG, b)BGP c)ECC and d)EM network. The values of the Deng information dimension obtained by the previous approach and those obtained by the introduced here does not

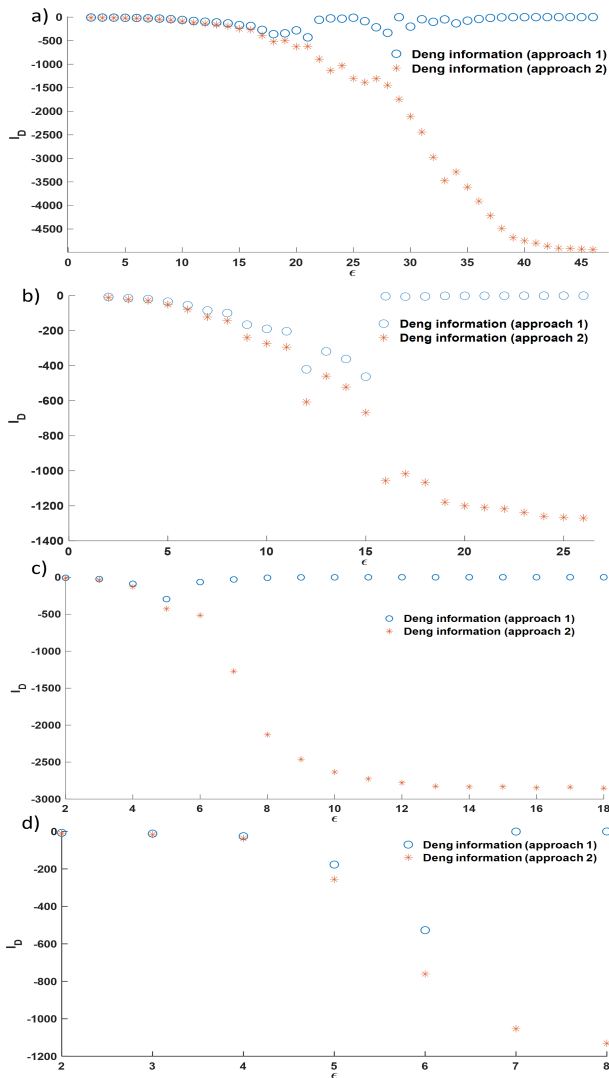


FIGURE 2. The proposed approach (star) and the previous one (circle) [32] for the computation of  $d_D$  for large  $|A|$  on the a)PG, b)BGP, c)ECC and d)EM network.

differ for low values of  $\epsilon$ , but a high difference is found for large ones when the number of nodes in each box increase as much as  $\epsilon$ . Our approximation was only used in networks where the exact value of Eq.(6) or Eq.(13) could not be obtained, such as the cases of BCEPG, BGP, BGW, ECC, EM, PG, and YEAST.

The Deng information dimension ( $d_D$ ) and d-summable Deng information dimension ( $d_{dD}$ ), as well as  $\nu$ , were calculated using a non-linear regression [44] in MATLAB. Non-linear regression provides statistical evidence of the fit and complexity (number of parameters) of the models of Deng information Eq.(7) and d-summable Deng information Eq.(14) by the Akaike Information Criterion (AIC) [45].

To provide a mean of model selection, the AIC of Eq.(7) and Eq.(14) are obtained; next, the min value is chosen ( $AIC_{min}$ ). Finally,  $\Delta AIC$  is computed by  $AIC_i - AIC_{min}$ , where  $i$  is the AIC of Eq.(7) and Eq.(14). The AIC's rule of thumb is that two models fit the data equally to each other if  $\Delta AIC < 2$  [46, 47]. Otherwise, there is sufficient statistical evidence to select one model over the other.

## 5. Results

### 5.1. Real-world network

The features of the several real-world networks, Deng information dimension Eq.(6), and d-summable Deng information dimension Eq.(13) were computed, see Table 1. The variation in the number of nodes and edges of real-world networks is sufficient representative.

TABLE 1. The nodes, edges, Deng information dimension ( $d_D$ ) and d-summable Deng information dimension ( $d_{dD}$ ,  $\nu$ ) of several real-world networks.

Network	Nodes	Edges	$d_D$	$d_{dD}$	$\nu$
BCEPG	1871	47754	1066.831	905.215	.919
BGP	1745	3098	449.552	65.518	.351
BGW	16347	6762822	7928.348	9637.435	1.082
CEN	306	2359	147.728	12.902	-.56
ECC	2859	6890	1197.332	948.451	.915
EM	1113	10902	622.047	57.333	-.295
DS	62	159	14.06	1.374	.081
JM	198	2742	66.951	38.091	.704
ZKC	34	78	8.632	8.524	.993
LAS	350	3492	133.217	40.245	.4
CNC	379	914	99.445	27.187	.515
PG	4941	6594	1330.266	16.289	-.341
TC	174	557	63.781	1.849	-.91
USAA	500	5960	184.765	41.842	.234
YEAST	2361	7182	1093.266	149.067	.053

Table 2 shows the adjusted coefficient of determination ( $R^2$  adj), AIC of Deng information model Eq.(7) and d-summable Deng information model Eq.(14). These measures are denoted by the subscript  $D$  and  $dD$  for the Deng



information model, and d-summable Deng information model, respectively. Since the d-summable Deng information model depends on  $\nu$ , the value of  $\nu$  is also presented in Table 2 which was obtained by a non-linear regression [44]. Note that  $0 < \nu < 1$  for mostly real-world networks except for BGW, CEN, EM, PG, and TC.

TABLE 2. The  $R^2$  adj, AIC, of the models for Deng information ( $D$ ) and d-summable Deng information ( $dD$ ,  $\nu$ ) of several real-world networks.

Network	$R_D^2$ adj	$R_{dD}^2$ adj	$AIC_{min}$	$\Delta AIC_D$	$\Delta AIC_{dD}$	$\nu$
BCEPG	.947	.936	94.041	0	1.81	.919
<b>BGP</b>	.807	.935	316.499	26.223	0	.351
BGW	.871	.857	205.126	0	1.79	1.082
<b>CEN</b>	.799	.925	37.476	4.728	0	-.56
ECC	.875	.869	255.29	0	1.554	.915
<b>EM</b>	.731	.911	92.066	7.309	0	-.295
<b>DS</b>	.872	.925	36.872	3.251	0	.081
JM	.87	.816	43.319	0	1.684	.704
ZKC	.998	.996	.226	0	1.99	.993
LAS	.841	.87	72.369	.963	0	.4
<b>CNC</b>	.874	.939	149.573	10.839	0	.515
<b>PG</b>	.618	.969	653.065	112.029	0	-.341
<b>TC</b>	.688	.936	49.167	9.243	0	-.91
<b>USAA</b>	.832	.851	66.148	.467	0	.234
YEAST	.762	.905	145.08	8.582	0	.053

The d-summable Deng model best fits the empirical Deng entropy for eight out of 15 networks (in bold) since  $\Delta AIC_D \geq 2$ , see Table 2. The empirical Deng entropy is obtained from the computations on the real-world networks that are the points  $\varepsilon$  vs Deng entropy, see Figure 3. For the remainder seven networks, there is no difference in the fit between the d-summable Deng information model and Deng information, see Table 2, since  $\Delta AIC_{dD} < 2$  of BCEPG, BGW, ECC, JM, ZKC, LAS and USAA. Note that the higher value of  $R^2$  adj coincides with the model that obtains  $\Delta AIC = 0$ . However, for some networks, the  $R^2$  adj values are closer; thus, drawing a convincing conclusion based only on it is rather difficult. Also, the  $\nu$  values are related to the concavity and convexity of Eq.(14). The curve becomes convex as  $\nu \rightarrow 1^-$ , see panels a), b), c) and d) of Figure 3.

The d-summable Deng information and Deng information models fit equal for those networks; that  $\nu$  value is closer to 1 as expected. Furthermore, for the networks that d-summable Deng information fitted better,  $\nu$  is closer to 0 or even negative. The  $d_{dD}$  value is less than  $d_D$  for all real-world networks, even for those networks where both models fit equally. Hence, the d-summable Deng information dimension quantifies the topological features different to the Deng information dimension.

## 5.2. Synthetic networks

The SW [43] and BA [48] networks were constructed by varying the nodes, see Table 3. The Deng information dimension ( $d_D$ ) and d-summable Deng information dimension were computed on these networks. The  $d_{dD}$  for synthetic networks is lower than  $d_D$  and closer to 0, see Figure 4; this suggests that the d-summable Deng information dimension can differ between real-world and synthetic networks. Note that  $d_{dD}$  of real-world networks are far from 0 and its value is not related to the network's number of nodes and edges; see Tables 1 and 3. On the contrary, based on  $d_D$ , this differentiation is unclear.

TABLE 3. The nodes, edges, Deng information dimension ( $d_D$ ) and d-summable Deng information dimension ( $d_{dD}$ ,  $\nu$ ) of several synthetic networks.

Network	Nodes	Edges	$d_D$	$d_{dD}$	$\nu$
BA-100	100	297	40.49	-9.00E-07	-4.087
BA-200	200	598	51.609	1.57E-07	-5.889
BA-500	500	1515	141.741	1.91E-04	-6.25
BA-800	800	2422	266.108	1.801	-1.964
BA-1000	1000	3014	315.472	.834	-2.507
BA-1500	1500	7500	614.912	.139	-3.881
BA-2000	2000	6058	732.029	.047	-4.575
BA-3000	3000	9061	901.963	.001	-6.678
SW-100	100	500	30.8	3.19E-06	-3.878
SW-200	200	1000	58.077	4.09E-07	-4.078
SW-500	500	2500	140.518	.001	-5.2
SW-800	800	4000	183.591	9.44E-06	-8.267
SW-1000	1000	5000	180.302	8.27E-06	-8.552
SW-1500	1500	7500	528.252	.041	-4.207
SW-2000	2000	10000	542.954	4.64E-05	-7.776
SW-3000	3000	15000	637.021	3.78E-05	-8.167

What is more, the d-summable Deng model better fits the empirical Deng Information of small-world and scale-free networks based on the AIC see Table 4. The  $\Delta AIC_{dD}$  values are above 10, except for SW-100; thus, the evidence to prefer this model over the Deng information model is strong [46,47]. For synthetic networks, the  $\nu$  values are lower than those of real-world networks.

## 6. Findings and conclusion

This article introduces a d-summable Deng information model (an extension of d-summable information dimension in DST). Our results show that the d-summable Deng information model fits better than the Deng information of the real-world and synthetic networks computed. This is confirmed by *AIC* instead as a log-log plot that has been used extensively in previous research [4–8, 12–15].

TABLE 4. The  $R^2$  adj, AIC, of the models for Deng information ( $D$ ) and d-summable Deng information ( $dD, \nu$ ) of several synthetic networks.

Network	$R_D^2$ adj	$R_{dD}^2$ adj	$AIC_{min}$	$\Delta AIC_D$	$\Delta AIC_{dD}$	$\nu$
BA-100	.513	.985	24.464	11.933	0	-4.087
BA-200	.395	.98	28.126	11.574	0	-5.889
BA-500	.376	.997	34.094	27.199	0	-6.25
BA-800	.507	.956	65.425	14.162	0	-1.964
BA-1000	.467	.979	63.297	19.135	0	-2.507
BA-1500	.381	.996	62.587	29.52	0	-3.881
BA-2000	.345	.998	61.481	33.409	0	-4.575
BA-3000	.269	.999	55.341	43.525	0	-6.678
SW-100	.446	.857	28.798	6.193	0	-3.878
SW-200	.494	.986	34.633	15.908	0	-4.078
SW-500	.395	.994	46.947	27.174	0	-5.2
SW-800	.249	.995	51.771	28.388	0	-8.267
SW-1000	.216	.993	54.035	26.587	0	-8.552
SW-1500	.335	.99	78.645	28.652	0	-4.207
SW-2000	.209	.997	72.827	37.956	0	-7.776
SW-3000	.159	.993	81.48	32.865	0	-8.167

The d-summable Deng information model has a different functional form when  $\nu \neq 1$ ; thus,  $d_{dD}$  quantifies the information of the networks differently than  $d_D$ . On the other hand, for the networks where two models fit equally, the  $d_{dD}$  is still lower than  $d_D$ . This empirical evidence supports the conjecture that  $d_D > d_{dD}$ . Furthermore, the  $d_{dD}$  of real-world differs significantly from synthetic networks, where this value is closer to 0. In this case the d-summable term ( $\varepsilon^{1-\nu}$ ) dominates the Eq.(14). This suggest that  $d_{dD}$  is the slope of the plateau and  $1 - \nu$  is the slope of the convex curve section, see Figure 4. The experimental calculation on synthetic and real-world networks leads to the belief that the above constitutes a successful identification criterion of these two kinds of networks when no additional information is available. Also, they support the conjuncture that Eq.(14) is concave when  $\nu \leq 1/2$  (see Figures 3 and 4), convex when  $\nu > 1/2$ . Thus, when  $\nu \rightarrow 1^-$  the concavity dilutes to give rise to convexity and the Deng information dimension is recovered.

## Acknowledgements

This research was partially supported by grant number 20230066 from SIP programs at Instituto Politécnico Nacional.

## References

- [1] G. Lawler. Aspects and applications of the random walk (g. h. weiss). *SIAM Review*, 37(3):470–471, 1995.
- [2] A. Bunde and S. Havlin. *Fractals and disordered systems*. Springer-Verlag, 1991.
- [3] O. Shanker. Defining dimension of a complex network. *Modern Physics Letters B*, 21(6):321–326, 2007.
- [4] Guo Long and Cai XU. The fractal dimensions of complex networks. *Chinese Physics Letters*, 26(8):088901, 2009.
- [5] Wei Daijun, Wei Bo, Zhang Haixin, Gao Cai, and Deng Yong. A generalized volume dimension of complex networks. *Journal of Statistical Mechanics: Theory and Experiment*, 2014(10):P10039, 2014.
- [6] Li Daqing, Kosmas Kosmidis, Armin Bunde, and Shlomo Havlin. Dimension of spatially embedded networks. *Nature Physics*, 7(6):481–484, 2011.
- [7] Lucas Lacasa and Jesús Gómez-Gardeñes. Correlation dimension of complex networks. *Physical Review Letters*, 110(16):168703, 2013.
- [8] Daijun Wei, Bo Wei, Yong Hu, Haixin Zhang, and Yong Deng. A new information dimension of complex networks. *Physics Letters A*, 378(16):1091–1094, 2014.
- [9] Tao Wen and Yong Deng. Identification of influencers in complex networks by local information dimensionality. *Information Sciences*, 512:549–562, 2020.
- [10] Tao Wen, Danilo Pelusi, and Yong Deng. Vital spreaders identification in complex networks with multi-local dimension. *Knowledge-Based Systems*, 195:105717, 2020.
- [11] Luiz Alberto Pereira de Sá, Kallil M.C. Zielinski, Érick Oliveira Rodrigues, André R. Backes, Jo ao B. Florindo, and Dalcimar Casanova. A novel approach to estimated boulingand-minkowski fractal dimension from complex networks. *Chaos, Solitons & Fractals*, 157:111894, 2022.
- [12] Chaoming Song, Shlomo Havlin, and Hernán A. Makse. Self-similarity of complex networks. *Nature*, 433(7024):392, 2005.
- [13] Christian M. Schneider, Tobias A. Kesselring, José S. Andrade, and Hans J. Herrmann. Box-covering algorithm for fractal dimension of complex networks. *Physical Review E*, 86(1):016707, 2012.
- [14] J. S. Kim, K.-I. Goh, B. Kahng, and D. Kim. A box-covering algorithm for fractal scaling in scale-free networks. *Chaos: An Interdisciplinary Journal of Nonlinear Science*, 17(2):P026116, 2007.
- [15] Dai-Jun Wei, Qi Liu, Hai-Xin Zhang, Yong Hu, Yong Deng, and Sankaran Mahadevan. Box-covering algorithm for fractal dimension of weighted networks. *Scientific Reports*, 3:3049, 2013.
- [16] Alfréd Rényi. Dimension, entropy and information. In *Trans. 2nd Prague Conf. Information Theory*, pages 545–556, 1960.
- [17] C. Ji H. Zhu. *Fractal Theory and Its Applications*. Sciences Press, 2011.
- [18] Aldo Ramirez-Arellano, Salvador Bermúdez-Gómez, Luis Manuel Hernández-Simón, and Juan Bory-Reyes. d-summable fractal dimensions of complex networks. *Chaos, Solitons & Fractals*, 119:210 – 214, 2019.

- [19] Qi, Meizhu Li, and Yong Deng. A new structure entropy of complex networks based on non-extensive statistical mechanics. *International Journal of Modern Physics C*, 27(10):1650118, 2016.
- [20] Qi Zhang, Chuanhai Luo, Meizhu Li, Yong Deng, and Sankaran Mahadevan. Tsallis information dimension of complex networks. *Physica A: Statistical Mechanics and its Applications*, 419:707 – 717, 2015.
- [21] Aldo Ramirez-Arellano, Luis Manuel Hernández-Simón, and Juan Bory-Reyes. A box-covering tsallis information dimension and non-extensive property of complex networks. *Chaos, Solitons & Fractals*, 132:109590, 2020.
- [22] Shuyu Duan, Tao Wen, and Wen Jiang. A new information dimension of complex network based on rényi entropy. *Physica A: Statistical Mechanics and its Applications*, 516:529 – 542, 2019.
- [23] Aldo Ramirez-Arellano, José Mar'ia Sigarreta-Almira, and Juan Bory-Reyes. Fractional information dimensions of complex networks. *Chaos: An Interdisciplinary Journal of Nonlinear Science*, 30(9):093125, 2020.
- [24] Aldo Ramirez-Arellano, Luis Manuel Hernández-Simón, and Juan Bory-Reyes. Two-parameter fractional tsallis information dimensions of complex networks. *Chaos, Solitons & Fractals*, 150:111113, 2021.
- [25] Yong Deng. Deng entropy. *Chaos, Solitons & Fractals*, 91:549–553, 2016.
- [26] Mohammad Reza Kazemi, Saeid Tahmasebi, Francesco Buono, and Maria Longobardi. Fractional deng entropy and extropy and some applications. *Entropy*, 23(5), 2021.
- [27] Narayanaswamy Balakrishnan, Francesco Buono, and Maria Longobardi. A unified formulation of entropy and its application. *Physica A: Statistical Mechanics and its Applications*, 596:127214, 2022.
- [28] Dan Wang, Jiale Gao, and Daijun Wei. A new belief entropy based on deng entropy. *Entropy*, 21(10), 2019.
- [29] Yong Deng. Information volume of mass function. *International Journal of Computers Communications & Control*, 15(6), 2020.
- [30] Qiuya Gao, Tao Wen, and Yong Deng. Information volume fractal dimension. *Fractals*, 29(08):2150263, 2021.
- [31] Chenhui Qiang, Yong Deng, and Kang Hao Cheong. Information fractal dimension of mass function. *Fractals*, 0(ja):null, 2022.
- [32] Mingli Lei. Information dimension based on deng entropy. *Physica A: Statistical Mechanics and its Applications*, 600:127584, 2022.
- [33] Eric Rosenberg. *Fractal Dimensions of Networks*. Springer Cham, 2020.
- [34] Eric Rosenberg. *A survey of fractal dimensions of networks*. Springer, 2018.
- [35] Tao Wen and Kang Hao Cheong. The fractal dimension of complex networks: A review. *Information Fusion*, 73:87–102, 2021.
- [36] Pilar Ortiz-Vilchis and Aldo Ramirez-Arellano. An entropy-based measure of complexity: An application in lung-damage. *Entropy*, 24(8), 2022.
- [37] Aldo Ramirez-Arellano, Pilar Ortiz-Vilchis, and Juan Bory-Reyes. The role of d-summable information dimension in differentiating covid-19 disease. *Fractals*, 29(08):2150255, 2021.
- [38] A. P. Dempster. Upper and Lower Probabilities Induced by a Multivalued Mapping. *The Annals of Mathematical Statistics*, 38(2):325 – 339, 1967.

- [39] Glenn Shafer. *A mathematical theory of evidence*, volume 42. Princeton university press, 1976.
- [40] Chaoming Song, Lazaros K. Gallos, Shlomo Havlin, and Hernán A. Makse. How to calculate the fractal dimension of a complex network: the box covering algorithm. *Journal of Statistical Mechanics: Theory and Experiment*, 2007(03):P03006, 2007.
- [41] Feodor M. Borodich and Aleksei Yu. Volovikov. Surface integrals for domains with fractal boundaries and some applications to elasticity. *Proceedings of the Royal Society of London A: Mathematical, Physical and Engineering Sciences*, 456(1993):1–24, 2000.
- [42] Eric Rosenberg. Maximal entropy coverings and the information dimension of a complex network. *Physics Letters A*, 381(6):574 – 580, 2017.
- [43] Duncan J. Watts and Steven H. Strogatz. Collective dynamics of ‘small-world’ networks. *Nature*, 393(6684):440, 1998.
- [44] G.A.F. Seber and C.J. Wild. *Nonlinear Regression*. Wiley Series in Probability and Statistics. Wiley, 2003.
- [45] H. Akaike. A new look at the statistical model identification. *IEEE Transactions on Automatic Control*, 19(6):716–723, December 1974.
- [46] Kenneth P Burnham and David R Anderson. Multimodel inference: understanding aic and bic in model selection. *Sociological methods & research*, 33(2):261–304, 2004.
- [47] K Burnham, ADR Model Selection, and Multimodel Inference. *A Practical Information-Theoretic Approach*. Springer, 2010.
- [48] A. L. Barabási and R. Albert. Emergence of scaling in random networks. *Science*, 286(5439):509–512, 1999.

Aldo Ramirez-Arellano  
SEPI-UPIICSA. Instituto Politécnico Nacional. Mexico City. México, C.P. 08400.  
e-mail: [aramirezar@ipn.mx](mailto:aramirezar@ipn.mx)

Juan Bory-Reyes  
Escuela Superior de Ingeniería Mecánica y Eléctrica  
Instituto Politécnico Nacional  
Edif. 5, 3er piso, U.P. Adolfo López Mateos  
07338, Mexico City, MEXICO  
e-mail: [juanboryreyes@yahoo.com](mailto:juanboryreyes@yahoo.com)

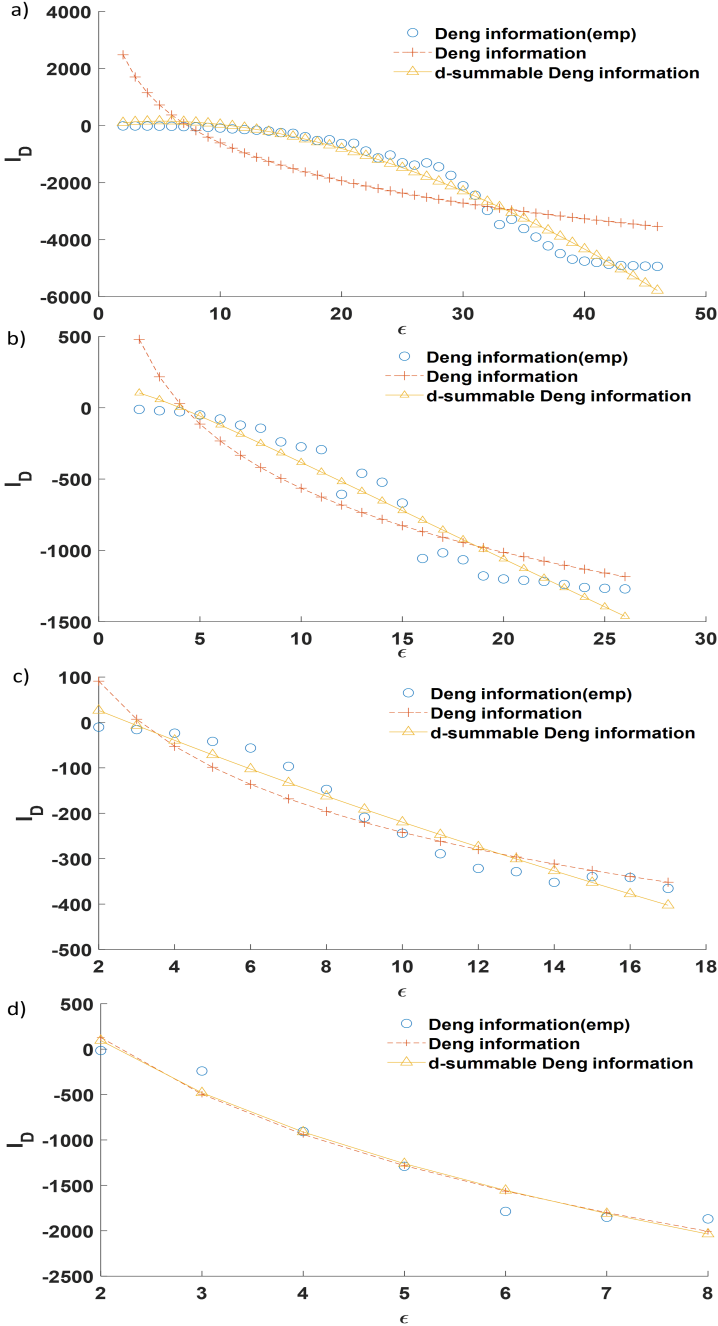


FIGURE 3. The fit of Deng information Eq.(7) and d-Summable Deng information Eq.(14) models on empirical Deng Information ( $\epsilon$  vs Deng entropy) on a)PG ( $\nu = -0.341$ ), b)BGP ( $\nu = 0.351$ ), c)CNC ( $\nu = 0.515$ ) and d)BCEPG ( $\nu = 0.919$ ).

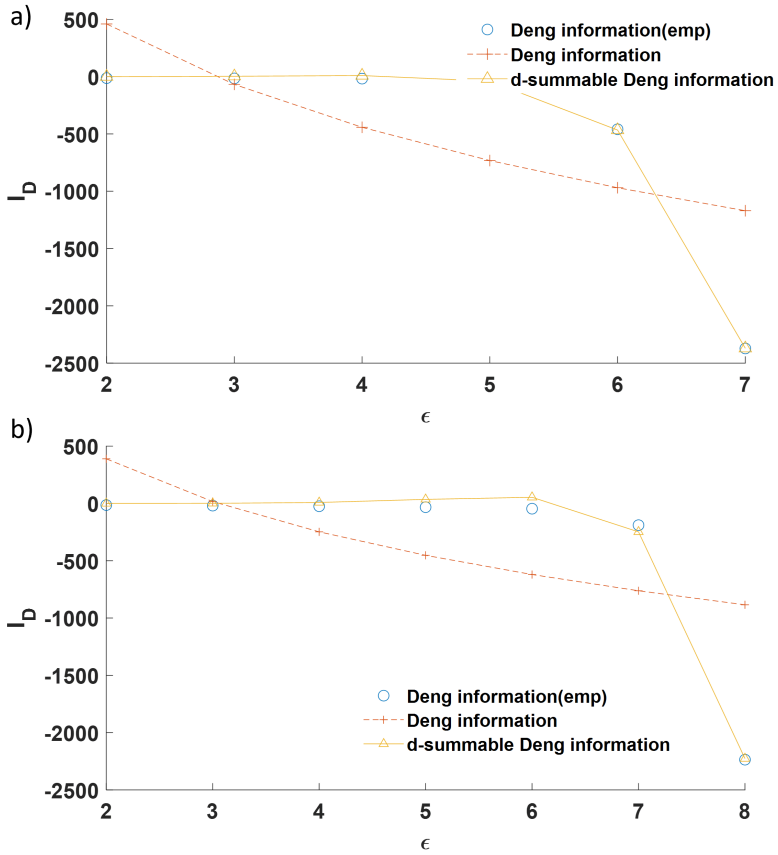


FIGURE 4. The fit of Deng information and d-Summable Deng information models on empirical Deng Information on a) BA-3000 ( $\nu = -6.678$ ) and b)SW-3000 ( $\nu = -8.167$ ).