

Polynomial-Model-Based Optimization for Blackbox Objectives

Janina Schreiber, Damar Wicaksono, and Michael Hecht

Center for Advanced Systems Understanding (CASUS), Görlitz, Germany
Helmholtz-Zentrum Dresden-Rossendorf (HZDR), Dresden, Germany
j.schreiber@hzdr.de, d.wicaksono@hzdr.de, m.hecht@hzdr.de

Abstract. For a wide range of applications the structure of systems like Neural Networks or complex simulations, is unknown and approximation is costly or even impossible. Black-box optimization seeks to find optimal (hyper-) parameters for these systems such that a pre-defined objective function is minimized. Polynomial-Model-Based Optimization (PMBO) is a novel blackbox optimizer that finds the minimum by fitting a polynomial surrogate to the objective function.

Motivated by Bayesian optimization the model is iteratively updated according to the acquisition function Expected Improvement, thus balancing the exploitation and exploration rate and providing an uncertainty estimate of the model. PMBO is benchmarked against other state-of-the-art algorithms for a given set of artificial, analytical functions. PMBO competes successfully with those algorithms and even outperforms all of them in some cases. As the results suggest, we believe PMBO is the pivotal choice for solving blackbox optimization tasks occurring in a wide range of disciplines.¹

1 Introduction

Optimization tasks arise in many fields of applications, ranging from analyzing and adjusting simulations of complex systems across all disciplines to inferring optimal neural network architectures [13, 17, 18]. Typically, the underlying objective function of the optimization problems is unknown and very costly to sample. This is why *blackbox optimization methods* are designed to find an optimum without any a priori knowledge of the underlying function by sampling the objective function as sparsely as possible.

We contribute to this omnipresent and challenging task in scientific computing by introducing a novel blackbox optimizer, which we term *Polynomial-Model-Based Optimization* (PMBO). Motivated by Bayesian optimization [14], the generated optimization model is iteratively updated according to an acquisition function that balances the exploitation and exploration rate. The location of the desired optimum is predicted by efficiently computing the optimum of the (analytic, polynomial) optimization model.

We evaluate the performance of PMBO by benchmarking it against established state-of-the-art algorithms for commonly used analytically given objective functions up to dimension $m = 6$. Loosely speaking, the *No Free Lunch Theorem* [23] states that for any two optimizers A , B there are as “many” objective functions f_A where A outperforms B as there are functions f_B for which the converse is true. Thus, a universally best-performing optimizer cannot even be expected to exist in practice.

The results presented herein suggest, however, that in the problem range of the addressed instances, PMBO performs superior to *Random Search* [2], *Quasi-Random Search*, *Bayesian Optimization* [20], *Particle Swarm Optimization* (PSO) [15] and comparable to *Covariance Matrix Adaptation - Evolution Strategy (CMA-ES)* [5].

We continue by shortly sketching PMBO’s methodology.

2 Methodology of PMBO

The development of PMBO was motivated by the classic *Bayesian optimization* [20]. However, instead of fitting a stochastic process, a polynomial Q_f serves as the surrogate model of the objective

¹ This work was presented as a peer reviewed contribution at *OLA’2023 International Conference on Optimization and Learning, Malaga, Spain, 2023*

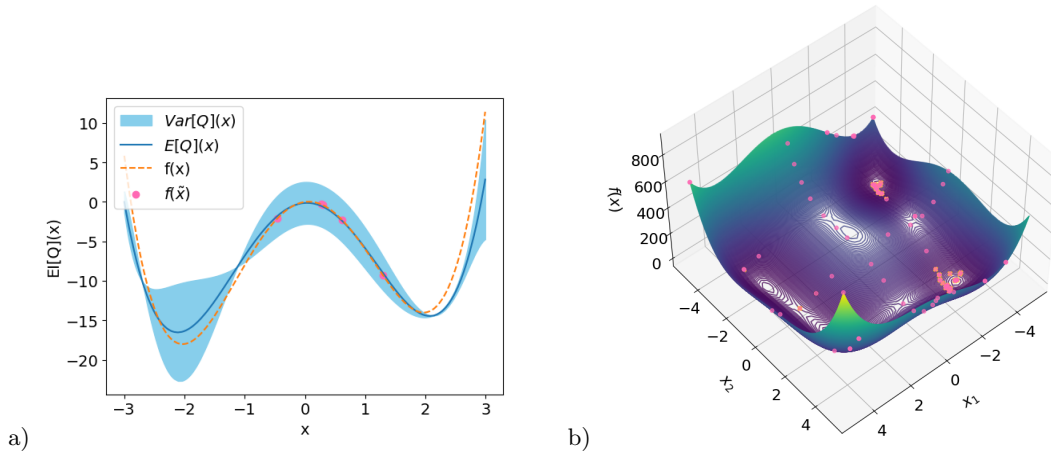


Fig. 1: a) Illustration of the Expected Improvement acquisition function. The ground truth function f is plotted as the orange dotted line. A polynomial Q is fitted through the sample points (in pink). The expected value $E[Q] = Q$ is plotted as the blue line with a band given by the uncertainty $Var[Q]$. b) shows the sampling strategy of PMBO for the 2D Himmelblau function [12].

function f , predicting the optimum of f by localizing the optimum of Q_f . The polynomial Q_f is updated according to an acquisition function following an expected improvement strategy. The update process is repeated until a convergence criterion is met or a maximum number of iterations is reached.

PMBO is implemented in Python based on the open source library MINTERPY [11] and will become available at <https://github.com/minterpy-project>.

2.1 Polynomial surrogates

Classic 1-dimensional (1D) polynomial interpolation goes back to Newton, Lagrange, and others [16]. Its generalization to regression tasks was mainly proposed and developed by Gauß, Markov, and Gergonne [4, 21] and is omnipresent in mathematics and computing today. Here, we use recent extensions of these classics to multi-dimensions by resisting the curse of dimensionality [6–10], with numerically stable and efficient implementations given in [11].

Formally, the objective function $f : \Omega = [-1, 1]^m \rightarrow \mathbb{R}$, $m \in \mathbb{N}$ is approximated by a polynomial surrogate $Q(x) \in \Pi_A = \text{span}\{x^\alpha = x_1^{\alpha_1} \cdots x_m^{\alpha_m}\}$ in Lagrange form

$$f(x) \approx Q(x) = \sum_{\alpha \in A} c_\alpha L_\alpha(x), \quad L_\alpha(p_\beta) = \delta_{\alpha,\beta}, \quad (1)$$

where the Lagrange polynomials are uniquely determined with respect to a properly chosen set of unisolvent nodes $P_A = \{p_\beta : \beta \in A\}$. The multi-index set $A \subseteq \mathbb{N}^m$ generalizes the concept of the polynomial degree to multi-dimensions and enables identify sparse polynomial models approximating the function f . The coefficients are either given by $c_\alpha = f(p_\alpha)$ in case of Lagrange-interpolation or are derived by Newton-Lagrange regression [6–10].

Polynomial update PMBO initializes the polynomial surrogate by choosing an initial sampling seed of the objective function f . However, being a blackbox function, the initialization cannot be guaranteed to be properly chosen in general. The ability to iteratively update the polynomial surrogate is therefore indispensable.

Given a polynomial surrogate as in Eq. (1), the update procedure is given by increasing the complexity of the polynomial surrogate by enlarging the multi-index set $A \mapsto A \cup \{\alpha^*\}$ due to specific choices $\alpha^* \in \mathbb{N}^m$. While the multi-indices $\alpha \in A$ and the unisolvent nodes $p_\alpha \in P_A$ are in one-to-one correspondence the decision, of which potential update to choose, is mainly driven by the optimum of the acquisition function, $\alpha^* = \text{argmax}_\beta EI(p_\beta)$.

2.2 The acquisition function

Motivated by Bayesian optimization the *Expected Improvement* acquisition function is defined as

$$EI[Q](x) = E[Q](x) - \gamma \text{Var}[Q](x), \quad \gamma \in [0, 1]. \quad (2)$$

The expected value $E[Q](x) = Q(x)$ at a given argument $x \in \Omega = [-1, 1]^m$ coincides with the value of the polynomial surrogate. The variance $\text{Var}[Q](x)$ represents the uncertainty of the surrogate at a given point, which we model by using the bootstrapping technique [3]. The parameter γ controls the impact of the model uncertainty and balances the amount of exploration and exploitation, see Fig. 1 a). The resulting PMBO sampling for the 2D Himmelblau function, capturing all optima, is given in Fig. 1 b).

3 Empirical results

For evaluating the performance of PMBO, we compare it to the aforementioned state-of-the-art alternatives for two analytic benchmark functions: The *Hartmann Function* in dimension $m = 3$ and the *Rosenbrock function* in dimension $m = 6$ [12]. The maximum number of iterations was set to 300 for both problems and each algorithm was repeated 5 times. PMBO computes the initial polynomial surrogate Q_f by sampling the objective function on a 50-point seed. Different initial sampling strategies are used, such as *Random sampling*, *Chebyshev nodes*, *Sobol sequences*, and the first 50 *CMA-ES* samples, which we denote by *PMBO-Random*, *PMBO-Chebyshev*, etc.

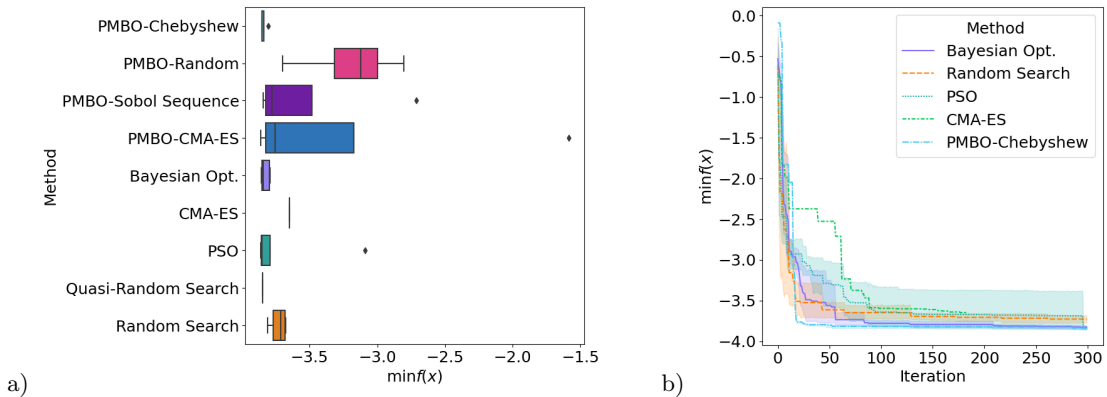


Fig. 2: Hartmann function in dimension $m = 3$.

Figure 2 reports the results for the Hartmann function in dimension $m = 3$. While PMBO-Chebyshev outperforms all other methods, PMBO’s performance is sensitive to the choice of the initial samples. Interestingly, PMBO-CMA-ES improves CMA-ES on average.

In Fig. 3 the results for the 6D Rosenbrock function are plotted. While CMA-ES outperforms all other methods, PMBO-Random and PMBO-Sobol are 2nd best choices. Though being a non-exhaustive evaluation, the presented results make us believe that a vast class of blackbox optimization tasks will benefit from the novel PMBO, as further discussed below.

4 Outlook

As part of our ongoing research, we exploit the specific nature of PMBO, enabling us to theoretically identify mild constraints on the objective function that enable optimal PMBO initialization and yield criteria for PMBO’s applicability in practice.

As a real-world showcase, we currently address the hyper-parameter-tuning-task for *U-Net*, [19], being a central machine learning-based approach for solving image classification and segmentation tasks occurring in systems biology and bio-medicine [1]. A deeper theoretical investigation and extended empirical demonstrations is in progress, involving the uncertainty quantification test-suite [22].

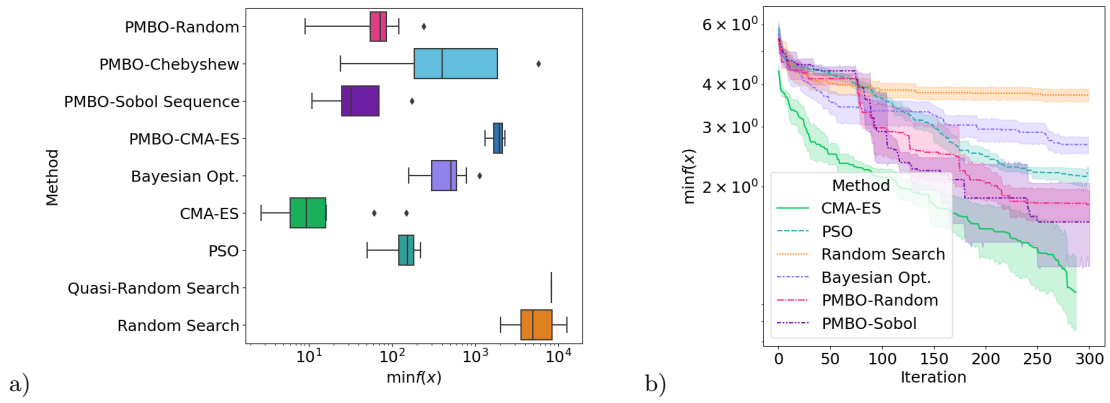


Fig. 3: Rosenbrock function in dimension $m = 6$.

Acknowledgments

This work was partially funded by the Center of Advanced Systems Understanding (CASUS), financed by Germany's Federal Ministry of Education and Research (BMBF) and by the Saxon Ministry for Science, Culture and Tourism (SMWK) with tax funds on the basis of the budget approved by the Saxon State Parliament.

Bibliography

- [1] *Breast Lesions Segmentation using Dual-level UNet (DL-UNet)*, 7 2022.
- [2] J. Bergstra and Y. Bengio. Random search for hyper-parameter optimization. *The Journal of Machine Learning Research*, 13(1):281–305, 1 2012.
- [3] B. Efron. Bootstrap methods: another look at the jackknife. *Annals of Statistics*, 7(1):319–342, 1979.
- [4] J. D. Gergonne. The application of the method of least squares to the interpolation of sequences. *Historia Mathematica*, 1(4):439–447, 1974.
- [5] N. Hansen, S. D. Müller, and P. Koumoutsakos. Reducing the time complexity of the de-randomized evolution strategy with covariance matrix adaptation (CMA-ES). *Evolutionary Computation*, 11(1):1–18, 1 2003.
- [6] M. Hecht, B. L. Cheeseman, K. B. Hoffmann, and I. F. Sbalzarini. A quadratic-time algorithm for general multivariate polynomial interpolation. *arXiv preprint arXiv:1710.10846*, 2017.
- [7] M. Hecht, K. Gonciarz, J. Michelfeit, V. Sivkin, and I. F. Sbalzarini. Multivariate interpolation in unisolvent nodes—lifting the curse of dimensionality. *arXiv preprint arXiv:2010.10824*, 2020.
- [8] M. Hecht, K. B. Hoffmann, B. L. Cheeseman, and I. F. Sbalzarini. Multivariate Newton interpolation. *arXiv preprint arXiv:1812.04256*, 2018.
- [9] M. Hecht and I. F. Sbalzarini. Fast interpolation and Fourier transform in high-dimensional spaces. In K. Arai, S. Kapoor, and R. Bhatia, editors, *Intelligent Computing. Proc. 2018 IEEE Computing Conf., Vol. 2.*, volume 857 of *Advances in Intelligent Systems and Computing*, pages 53–75, London, UK, 2018. Springer Nature.
- [10] M. Hecht, S. K. T. Veettil, Y. Zheng, and D. C. Wicaksono. Multivariate polynomial regression of Euclidian degree extends the range of fast and stable approximation for Trefethen funtions. *in review SIAM Journal on Numerical Analysis*, *arXiv preprint to appear*, 2022.
- [11] Uwe Hernandez Acosta, Damar Canggih Wicaksono, Sachin Krishnan Thekke Veettil, Jannik Michelfeit, and Michael Hecht. Minterpy - multivariate polynomial interpolation. 2023. Rodare <http://doi.org/10.14278/rodare.2062>; GitHub <https://github.com/casus/minterpy/>, (version 0.2.0-alpha).
- [12] M. Jamil and X. S. Yang. A literature survey of benchmark functions for global optimisation problems. *International Journal of Mathematical Modelling and Numerical Optimisation*, 4(150), 1 2013.
- [13] S. Jlassi, I. Jdey, and H. Ltifi. Bayesian hyperparameter optimization of deep neural network algorithms based on ant colony optimization. In *Document Analysis and Recognition – ICDAR 2021*, pages 585–594, Cham, 2021. Springer International Publishing.
- [14] D. Jones, M. Schonlau, and W. J. Welch. Efficient global optimization of expensive black-box functions. *Journal of Global Optimization*, 7(1):455–492, 1998.
- [15] J. Kennedy. *Particle Swarm Optimization*, pages 967–972. Springer US, Boston, MA, 2017.
- [16] E. Meijering. A chronology of interpolation: from ancient astronomy to modern signal and image processing. *Proceedings of the IEEE*, 90(3):319–342, 3 2002.
- [17] J. Ozik. Learning-accelerated discovery of immune-tumour interactions. *Molecular Systems Design & Engineering*, 4 2019.
- [18] J. Ozik, N. Collier, J. M. Wozniak, C. Macal, C. Cockrell, S. H. Friedman, A. Ghaffarizadeh, R. Heiland, G. An, and P. Macklin. High-throughput cancer hypothesis testing with an integrated physicell-emews workflow. *BMC Bioinformatics*, 19(483), Dec 2018.
- [19] O. Ronneberger, P. Fischer, and T. Brox. U-net: Convolutional networks for biomedical image segmentation. In *Medical Image Computing and Computer-Assisted Intervention – MICCAI 2015*, pages 234–241, Cham, 2015. Springer International Publishing.
- [20] J. Snoek, H. Larochelle, and R. P. Adams. Practical Bayesian optimization of machine learning algorithms. *Advances in neural information processing systems*, page 2951–2959, 2012.
- [21] S. M. Stigler. Gergonne’s 1815 paper on the design and analysis of polynomial regression experiments. *Historia Mathematica*, 1(4):431–439, 1974.
- [22] Damar Wicaksono. UQTestFuns: A Python3 Library of Uncertainty Quantification Test Functions, July 2023.
- [23] D. H. Wolpert and W. G. Macready. No free lunch theorems for optimization. *IEEE transactions on evolutionary computation*, 1(1):67–82, 1997.