

Effects of Disorder on Electron Heating in Ultracold Plasmas

Yurii V. Dumin^{1,2, a)} and Anastasiia T. Lukashenko^{3, b)}

¹⁾*Lomonosov Moscow State University, Sternberg Astronomical Institute, Universitetskii prosp. 13, 119234 Moscow, Russia*

²⁾*Space Research Institute of Russian Academy of Sciences, Profsoyuznaya str. 84/32, 117997 Moscow, Russia*

³⁾*Lomonosov Moscow State University, Skobeltsyn Institute of Nuclear Physics, Leninskie gory, GSP-1, 119991 Moscow, Russia*

Starting from the beginning of their research in the early 2000's, the ultracold plasmas were considered as a promising tool to achieve considerable values of the Coulomb coupling parameter for electrons. Unfortunately, this was found to be precluded by a sharp spontaneous increase of temperature, which was often attributed to the so-called disorder-induced heating (DIH). It is the aim of the present paper to quantify the effect of spontaneous heating as function of the initial ionic disorder and, thereby, to estimate the efficiency of its mitigation, *e.g.*, by the Rydberg blockade. As a result of the performed simulations, we found that the dynamics of electrons exhibited a well-expressed transition from the case of the quasi-regular arrangement of ions to the disordered one; the magnitude of the effect being about 30%. Thereby, we can conclude that the two-step formation of ultracold plasmas—involving the intermediate stage of the blockaded Rydberg gas—can really serve as a tool to increase the degree of Coulomb coupling, but the efficiency of this method is moderate.

PACS numbers: 52.25.Kn, 52.27.Gr, 52.65.Yy

I. INTRODUCTION

The so-called ultracold plasmas are neutral systems of charged particles with typical electronic temperatures from a few to several tens of Kelvin, which are obtained by a photoionization of gases cooled in the magneto-optical traps; *e.g.*, reviews^{1–4}. The experimental realization of such plasmas became feasible in the very late 1990's and early 2000's, and they opened a new area of research in the non-ideal plasma physics^{5,6}.

It was initially expected that the extremely high values of the Coulomb coupling parameter

$$\Gamma_e \approx \frac{\langle U \rangle}{\langle K \rangle} \quad (1)$$

(where K and U are the kinetic and potential energies of an electron) can be achieved in this way. Really, if energy of the ionizing laser irradiation was chosen to be slightly above the ionization threshold of the cold neutral atoms, the initial kinetic energy of the released electrons would be very low. Therefore, it was expected in the first experiments⁷ that very large values of the coupling parameter (1) could be obtained, *e.g.*, tens or hundreds. Unfortunately, it was quickly recognized that the situation is not so simple: In fact, the cold photoelectrons are quickly accelerated by the electric fields of nearby ions, and their temperature spontaneously increase by many times.

A simple pictorial explanation of this effect is the so-called disorder-induced heating (DIH)⁸: The charged particles (firstly, electrons and, at the longer time scale, also the

ions) tend to move to the positions with minimal potential energy. As a result—since the total energy of the system should be conserved—kinetic energy of the particles will increase. Therefore, DIH looks like an unavoidable effect, limiting the temperature from below.

However, it was suggested by the same authors⁸ that one can get around the DIH effect by preparation of the system of charged particles in the “correlated” state with a reduced Coulomb energy. An attempt of realization of this approach was undertaken a decade later in the experiment⁹: Namely, cold neutral atoms were initially transferred to the state of Rydberg blockade, where the already excited atoms—due to their strong electric fields—shift energy levels of the nearby atoms, thereby prohibiting their excitation to the same Rydberg state^{10–12}. As a result, a quasi-regular arrangement of the excited atoms is formed, where their close location to each other is excluded (*e.g.*, Fig. 3 in paper¹³). Next, after photoionization of Rydberg atoms, the resulting ions will also be well separated from each other. Therefore, one can expect that DIH will no longer take place, because the system of ions is already in the “quasi-crystalline” state with minimal potential energy.

The experiment⁹ was really able to trace a plasma formation from the blockaded Rydberg gas, but it remained unclear if the resulting electron temperature was appreciably reduced (and, respectively, the Coulomb coupling parameter increased). This was caused, firstly, by the fact that the ionization proceeded mostly by the spontaneous avalanche process (and, therefore, did not strictly preserve the initial quasi-crystalline arrangement of the Rydberg atoms) and, secondly, by the insufficient diagnostic capabilities to measure the electron temperature (S. Whitlock, private communication). Besides, there was no a clear theoretical prediction how much could be the magnitude of the expected reduction in temperature. Surprisingly, while the DIH mechanism was discussed for the first time about 20 years ago⁸, it was subsequently stud-

^{a)}Corresponding author's electronic mail: dumin@pks.mpg.de, dumin@yahoo.com

^{b)}Electronic mail: lukashenko@dec1.simp.msu.ru, a_lu@mail.ru

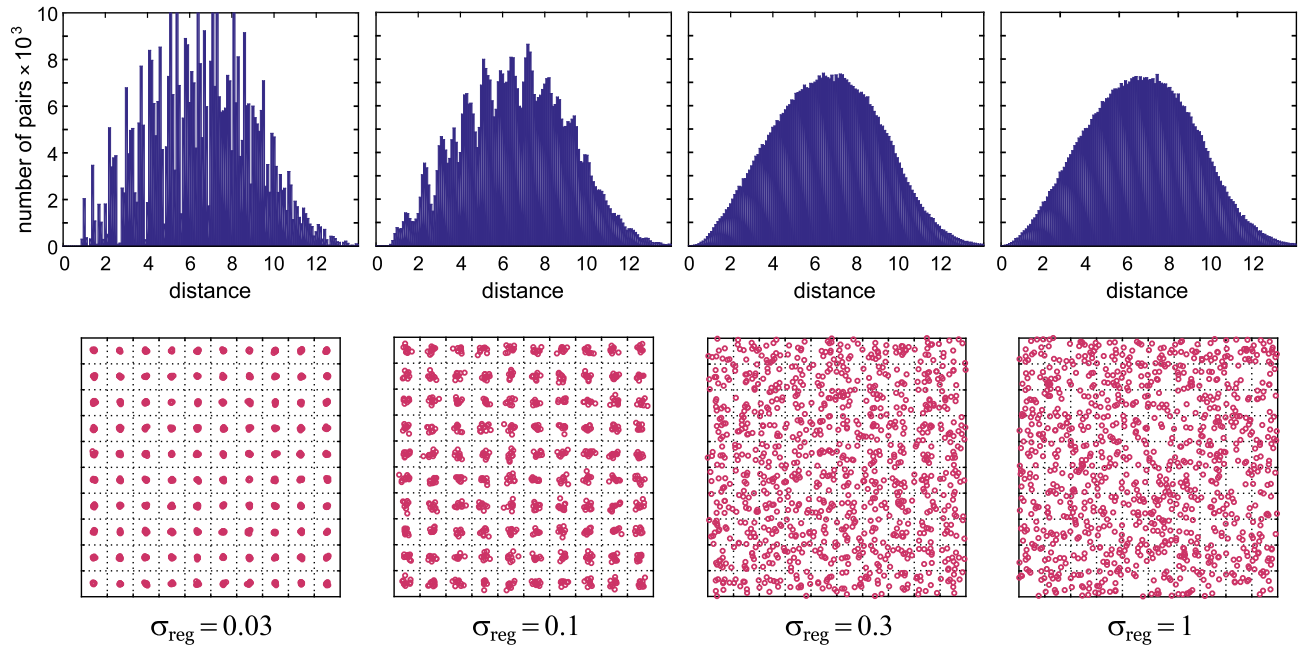


FIG. 1. Examples of the ionic arrangement in the xy -plane (bottom row) and the corresponding histograms of the interparticle separation (top row) for the quasi-regular distributions with different degrees of disorder σ_{reg} . For convenience, a grid of dotted lines illustrates a characteristic space per one particle in the perfect cubic lattice.

ied mostly for ions^{14–18}, and there are no reliable calculations of its influence on the electron temperature till now.

So, it is the aim of the present paper to quantify the corresponding effect in electrons as function of the initial disorder. In fact, this problem was partially touched in our previous work about the clusterized plasmas¹³. As a particular case of the nontrivial arrangement of the background ions, we considered there also their quasi-regular distribution and found that the resulting electron temperature was somewhat reduced. However, the degree of such a reduction was comparable to the uncertainty (r.m.s. variation) of that simulations. Besides, it remained unclear how the corresponding effect depends on the degree of disorder and, particularly, how it tends to the purely random case when the disorder becomes sufficiently large. In the present work—due to much better accuracy of the simulations—all these issues will be resolved.

II. NUMERICAL MODEL

A quite general model of ionic background with different degrees of disorder can be formulated by the following way: Let us consider initially a perfectly cubic lattice of ions. The size of its cell l will be used from here on as the unit of length, and all the distances will be normalized accordingly. Next, let each ion be shifted from its original position by a distance given by the normal (Gaussian) distribution with r.m.s. deviation σ_{reg} , as illustrated in the bottom row of Fig. 1. Then, at $\sigma_{\text{reg}} \ll 1$ (in dimensionless units) the ionic distribution is quasi-regular; but it becomes more and more disordered when σ_{reg} increases; and finally, at $\sigma_{\text{reg}} \sim 1$, we evidently get a com-

pletely random distribution.

These properties are well expressed in the histograms of interparticle separation, shown in the top row of Fig. 1. (Up to normalization, they are an approximation of the two-point correlation function for an infinite system.) For example, at $\sigma_{\text{reg}} \ll 1$ one can see a series of sharp peaks, which represent a set of the preferable interparticle distances in the quasi-regular lattices. Next, when the disorder increases, these peaks are gradually smoothed out; and finally, at $\sigma_{\text{reg}} \sim 1$, the histograms take the Gaussian shape, which is typical for a random distribution.

To study dynamics of electrons against the above-mentioned kinds of ionic background, we shall numerically integrate their equations of motion:

$$m_e \frac{d^2 \mathbf{r}_i}{dt^2} = - \sum_j e^2 \frac{\mathbf{r}_i - \mathbf{R}_j}{|\mathbf{r}_i - \mathbf{R}_j|^3} + \sum_{k \neq i} e^2 \frac{\mathbf{r}_i - \mathbf{r}_k}{|\mathbf{r}_i - \mathbf{r}_k|^3}, \quad (2)$$

where \mathbf{r}_i and \mathbf{R}_i are the electronic and ionic coordinates, respectively; and m_e and e are the electron mass and charge. The ions are assumed to be immobile, because we are interested only in the sufficiently short time intervals. The initial electron coordinates $\mathbf{r}_i(0)$ are given by the uniform statistical distribution; and their initial velocities $\mathbf{v}_i(0)$, by the normal (Maxwellian) law with the r.m.s. variation σ_v :

$$f(v_\alpha) = \frac{1}{\sqrt{2\pi}\sigma_v} \exp\left[-\frac{v_\alpha^2}{2\sigma_v^2}\right], \quad (3)$$

where α is x , y , or z . In the ideal plasmas, the above-mentioned parameter is evidently proportional to the square root of electron temperature. However, the situation can be

more tricky in the non-ideal case. This is the reason why we prefer to speak here just about the r.m.s. variation.

Strictly speaking, the initial values of the electron coordinates and velocities strongly depend on the details of the ionization process. For example, in the case of instantaneous photoionization, the initial electron positions will be strongly correlated with the positions of ions¹⁹, while distribution of the electron velocities will look like the delta-function. However, if the photoionization takes some time, the released electrons should be somewhat mixed between the ions and the distribution of their velocities smoothed out, resulting in the Maxwellian form.

Next, we shall use the perfectly reflective boundary conditions, and the Coulomb interactions will be calculated within the fixed simulation box. An alternative choice—used in the most of the previous works on ultracold plasmas—is to employ the periodic boundary conditions, when a particle leaving the simulation box through one of its boundaries simultaneously enters it through the opposite boundary. The Coulomb interactions are usually calculated in such a case by the “wrapping” algorithm¹⁹, when each particle interacts with other particles within a moving cube of size $\pm L/2$, centered at that particle (where L is the total size of the simulation box).

In principle, non of these options is perfect: The reflective boundaries evidently affect bulk properties of the plasmas. However, as was shown in our previous work¹³, averaging over a sufficient number of initial conditions substantially mitigates this problem. On the other hand, the periodic boundary conditions with the above-mentioned wrapping procedure should not distort the bulk properties. Unfortunately, a closer inspection shows that swapping of a charged particle between the boundaries of a moving box results in the abrupt unphysical change in the direction of Coulomb force between the respective pair of particles. From this point of view, the reflective boundaries look better because their effect on the bulk properties has a clear physical meaning²⁰, and it will evidently disappear with increasing the number of particles.

Besides, in the context of our simulations, a decisive advantage of the reflective boundary conditions is that they are well consistent with the algorithms of numerical integration with the adaptive stepsize control (ASSC), such as the subroutines `odeint`, `rkck`, and `rkqs` from the Numerical Recipes²¹. These subroutines were already used in our previous work¹³ and demonstrated a perfect performance. Particularly, they are able to work with the “true” (singular) Coulomb potentials, without a need for their cut-off or “softening” at small distances. This excludes any artifacts caused by the modified potentials. (Let us mention that dealing with singular potentials without the ASSC algorithms requires the huge computational resources²².) Unfortunately, ASSC becomes unreliable in the case of periodic boundary conditions because of the above-mentioned abrupt jumps of the Coulomb forces.

All the results will be presented below in dimensionless units, introduced by the following way: a unit of length is a mean distance between the ions l (the corresponding unitary cells are marked by dotted lines in Fig. 1); a unit of time, up to numerical factor on the order of unity, is the inverse plasma

frequency,

$$\tau = \sqrt{\frac{m_e l^3}{e^2}} = \frac{\sqrt{4\pi}}{\omega_{pl}}; \quad (4)$$

and a unit of energy is the characteristic Coulomb energy at the interparticle distance, $U = e^2/l$. The dimensionless quantities expressed in these units will be denoted by hats.

Let us emphasize that the unit of time (4) has a deep physical meaning: If the initial plasma state is substantially overcooled, *i.e.*, the electron velocities are sufficiently small, then each electron will fall onto the nearest ion. The corresponding Keplerian trajectory will be strongly elliptical, and the ion will be located at the focus of this ellipse opposite to the initial position of the electron. Next, it should be taken into account that a period of revolution along the Keplerian trajectory depends only on its major axis a and equals²³: $T_{\text{Kep}} = (\pi/\sqrt{2}) m_e^{1/2} a^{3/2}/e$. A typical distance from the electron to the nearest ion should be about $l/2$. Then, taking this quantity as the major axis, we get: $T_{\text{Kep}} = (\pi/4)\tau$, where the numerical factor is very close to unity. Therefore, a characteristic fall time of any electron should be about one half of the unit of time given by formula (4). In this sense, the accelerated electrons behave “collectively” and—up to numerical factor about unity—are characterized by the inverse plasma (Langmuir) frequency. (This argumentation evidently refers only to the electron dynamics. Treatment of ions, especially when they experience the Debye screening, requires a more complex analysis, which was undertaken, for example, in paper²⁴.)

Finally, the electron temperature is assumed to be related to the kinetic energy per electron by the same formula as for an ideal gas, $T_e = (2/3)K/k_B$. Although we deal here with a substantially non-ideal case, it was found in paper¹⁹ that such definition reasonably agrees with a more elaborated derivation of T_e , based on the approximation of the simulated velocity distributions by the Maxwellian ones. A theoretical explanation of this fact can be found in paper²⁵.

III. RESULTS OF THE SIMULATIONS

Our simulations were performed for a system of 1000 particles of each kind (electrons and ions), *i.e.*, the simulated volume was composed of $10 \times 10 \times 10$ unitary cells, as depicted in Fig. 1. This is 8 times greater than in the previous simulations of the clusterized plasmas¹³: since influence of the quasi-regular ionic arrangement is a finer effect, we had to increase the number of simulated particles.

In the particular case presented below, we used $\hat{\sigma}_v = 0.3$, which implies that the initial kinetic energy of electrons was about an order of magnitude less than their potential (Coulomb) energy, *i.e.*, the plasma was substantially overcooled. It should be expected that final results will be insensitive to the particular degree of overcooling, because the major effect comes from the subsequent spontaneous heating. (Dependence of the simulations on $\hat{\sigma}_v$ is discussed in more detail in Appendix A.) In other words, the plasma was already in the

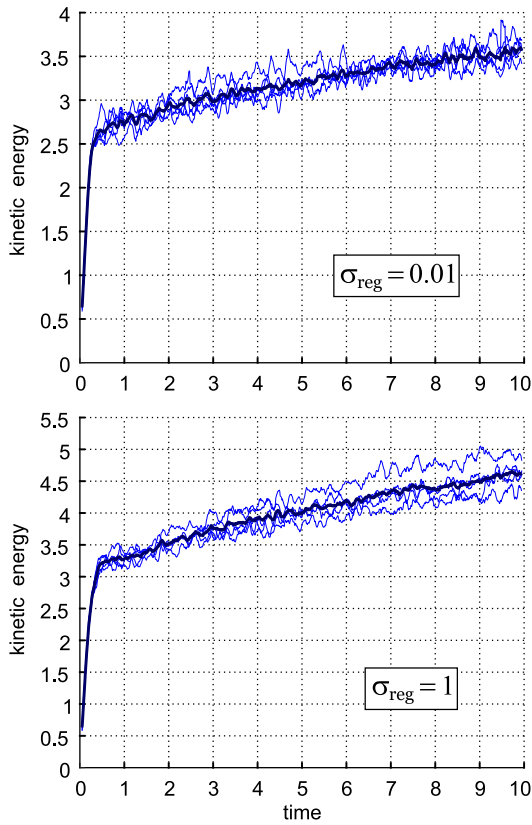


FIG. 2. Individual profiles of the electron kinetic energy as function of time (thin curves) and their average behavior (thick curves) at $\sigma_{\text{reg}} = 0.01$ and 1 (top and bottom panels, respectively).

non-ideal (strongly-coupled) state, and our aim was to check how this state will survive against the subsequent heating.

The simulations were performed for the following degrees of disorder: $\sigma_{\text{reg}} = 0.01, 0.03, 0.1, 0.3, 1$ and 3, as well as for the purely random ionic distribution. To get the statistically significant results, five versions of initial conditions—randomly generated both for the ions and electrons—were used for each of these values. Despite dealing with singular interparticle potentials, the algorithm of the adaptive stepsize control enabled us to get a sufficiently high accuracy of integration. It was estimated, as usual, by a conservation of the total energy of the system. In the worst case, such error was 1.4%, but usually by one or two orders of magnitude better.

Examples of the simulated temporal behavior of the dimensionless kinetic energy of electrons are presented in Fig. 2. To avoid obscuring the plots with a lot of sharp peaks, caused by the close interparticle collisions, they were smoothed out over a running window of width $\Delta t = 0.1$. In principle, a general shape of these curves—a quick initial jump at the timescale $\hat{t} \approx 0.5$ followed by a much longer gradual increase—was well known already from the pioneering works by Kuzmin and O’Neil^{26,27}. It is the aim of our study to reveal how they depend on the arrangement of the ionic background.

Figure 3 shows the average temporal profiles of the electron kinetic energy for the entire variety of the disorder parameters σ_{reg} , ranging from an almost perfect ionic lattice to

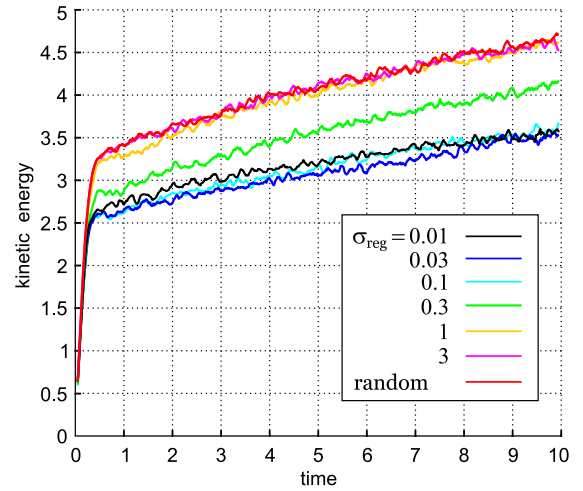


FIG. 3. Average (over 5 realizations) temporal profiles of the electron kinetic energy $\langle \hat{K} \rangle$ for the entire set of the disorder parameters σ_{reg} .

the completely random distribution. One can see here three types of the curves: Type I corresponds to the small values of σ_{reg} (0.01, 0.03, and 0.1), *i.e.*, the weakly distorted lattices. Type II with $\sigma_{\text{reg}} = 0.3$ is the intermediate case, corresponding to the moderately distorted lattice. At last, the curves of Type III belong either to the cases of strongly distorted lattices, $\sigma_{\text{reg}} = 1$ and 3, or to a completely random distribution. As could be naturally expected, Type II indicates a noticeable change in the temporal behavior of the electron kinetic energy $\langle \hat{K} \rangle$. Namely, when σ_{reg} increases, the initial jump (at the timescale $0 \leq \hat{t} \lesssim 0.5$) becomes more pronounced. The subsequent gradual increase in $\langle \hat{K} \rangle$ at $\hat{t} \gtrsim 0.5$, in principle, also changes but insignificantly.

Referring to the histograms of interparticle separation, presented in the top row of Fig. 1, one can see that at small values of σ_{reg} (*e.g.*, 0.03 and 0.1) they exhibit a series of sharp peaks, which are typical for the crystalline-like structures. On the other hand, at the large values of σ_{reg} (*e.g.*, 1) their shape closely resembles the purely-random Gaussian distribution. It is interesting that in the intermediate case $\sigma_{\text{reg}} = 0.3$ the histogram is almost Gaussian, but the curve $\langle \hat{K} \rangle(\hat{t})$ in Fig. 3 exhibits a clearly distinct behavior. In fact, a closer inspection of the patterns of ionic arrangement in the bottom row of Fig. 1 shows that the case $\sigma_{\text{reg}} = 0.3$ preserves some features of the quasi-regularity: namely, there are no occasional “voids”, typical for the purely random distributions.

To quantify the three above-mentioned types of the temporal behavior $\langle \hat{K} \rangle(\hat{t})$, we calculated average values of the electron kinetic energy at two time intervals: $\hat{t} \in [0.5, 1]$ and $\hat{t} \in [9, 10]$. The first of these quantities characterizes a magnitude of the initial jump of \hat{K} , which was often attributed just to the disorder-induced heating; while the second quantity represents the total increase in \hat{K} after a sufficiently long period of evolution, which includes also a subsequent heating of plasma due to recombination. First of all, this is the three-body recombination, which was discussed by various authors stating from the first experiments with ultracold plasmas. However,

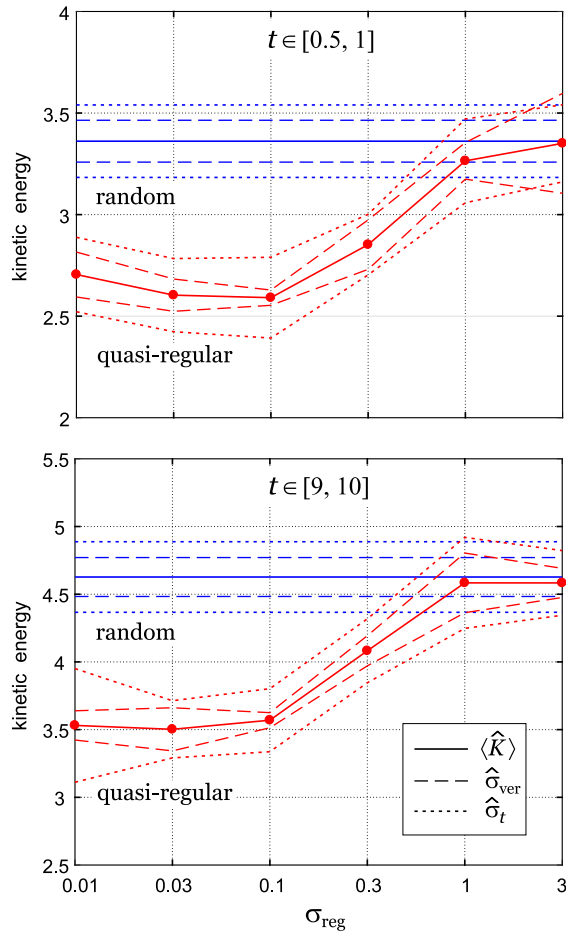


FIG. 4. Average values of the electron kinetic energy established at the time intervals $[0.5, 1]$ (top panel) and $[9, 10]$ (bottom panel), as well as their r.m.s. deviations, as functions of the disorder parameter σ_{reg} .

as follows from our recent simulations of the clusterized plasmas¹³, the multi-body processes (involving two electrons and more than one ion) should be also important in the non-ideal case: Really, since the rate of recombination substantially depended on the degree of clusterization, a simultaneous scattering of two electrons by two or more ions came into play there. The above-mentioned quantities are presented in Fig. 4 as functions of σ_{reg} .

To estimate a statistical significance of the simulations, we plotted in this figure also the r.m.s. variations of the average energy with respect to various versions of the initial conditions $\hat{\sigma}_{\text{ver}}$ and with respect to time $\hat{\sigma}_t$ over the corresponding intervals (for mathematical details, see Appendix B). These quantities are shown by the dashed and dotted lines, respectively. As is seen, $\hat{\sigma}_{\text{ver}}$ is appreciably smaller than $\hat{\sigma}_t$. In other words, five versions of the initial conditions are quite sufficient for the reliable averaging. On the other hand, the temporal r.m.s. variation $\hat{\sigma}_t$ is evidently unavoidable, and its effect can be reduced only by increasing the number of particles in the simulated system.

IV. DISCUSSION AND CONCLUSIONS

1. The main result of our study is the identification of the clear transition of the electron dynamics from the case of quasi-regular ionic background (*e.g.*, caused by the Rydberg blockade, as discussed in the Introduction) to the random one. Let us mention that some reduction of the electron temperature in the regularized ionic arrangement was found already in our previous work¹³, but this effect in $\hat{K}(\hat{t})$ was comparable to the uncertainties $\hat{\sigma}_{\text{ver}}$ and $\hat{\sigma}_t$; see Table 1 and Fig. 8 in that paper. Besides, it was rather surprising why there was no a well-expressed transition of $\hat{K}(\hat{t})$ to the purely random case when σ_{reg} tended to unity. In the present study—due to the enhanced accuracy of simulations—this puzzle was resolved, and the clear transition was identified.

Unfortunately, the effect of reduction of the electron temperature is not so large: as is seen in Fig. 4, it is approximately 30% both immediately after the sharp jump, occurring at the timescale of one half of the dimensionless unit, and at the longer time interval, when a heat release due to recombination came into play.

It is interesting to mention that yet another method to reduce the electron temperature (and, thereby, to increase the Coulomb coupling parameter) was suggested in papers^{28,29}. This is adding the Rydberg atoms with binding energies $|E_b| \lesssim (2-3)k_B T_e$ into the ultracold plasmas. As a result, their inelastic collisions with free electrons will lead to further excitation of the atoms and cooling of the electrons. It was found in the above-cited papers that the overall efficiency of such a process should be about 20–30%, *i.e.*, actually the same as in the method based on the Rydberg blockade⁹.

At last, reduction of the electron heating rate by a factor of 3 was obtained by simulating the strongly-magnetized ultracold plasmas³⁰, when the electron motion was effectively constrained to a single dimension. However, since such plasmas involve a strong and long-lasting temperature anisotropy, they represent substantially different physical systems as compared to the ones considered in the present paper.

2. Yet another unexpected finding in our simulations is that there was a rather strong spontaneous heating of the ultracold plasma even in the case of almost regular lattice, *i.e.*, when there was essentially no disorder. So, we believe that the concept of disorder-induced heating (DIH) may have a limited scope of applicability. An alternative explanation can be based, for example, on the concept of “virialization”²⁵, which was suggested even before DIH but did not attract attention till now. In that case, a sharp increase in temperature is attributed to the establishment of virial distribution between the kinetic and potential energies and, therefore, the rate of initial heating should not depend appreciably on the degree of disorder. Of course, a more detailed analysis of the behavior of different kinds of energy should be performed to discriminate more definitively between the concepts of DIH and virialization; this is planned to be done in a separate paper.

3. A rather restrictive assumption in our simulations was imposition of the reflective boundary conditions, which was necessary to ensure a smooth operation of the numerical integration algorithms with the adaptive stepsize control (ASSC).

In principle, the reflective walls might affect the bulk properties of the simulated plasmas (especially, when the number of particles in the model is not so large, and a considerable fraction of them is located near the walls). However, as was shown in our previous paper¹³, this problem can be substantially mitigated by averaging over a sufficiently large set of initial conditions. Then, the results become almost independent on the number of particles in the simulation cell.

Of course, it would be desirable to use in future simulations the periodic boundary conditions, which are more relevant from the physical point of view. A promising approach to reconcile the periodic boundary conditions with ASSC might be the so-called Ewald summation of the Coulomb interactions^{31,32}. Then, there should be no sharp jumps of forces when a particle is transferred from one boundary of the cell to another, and ASSC should work much better. But the implementation of such approach evidently requires a lot of additional work.

ACKNOWLEDGMENTS

YVD is grateful to J.-M. Rost and S. Whitlock for stimulating this study, as well as to A.A. Bobrov, S.A. Mayorov, P.R. Levashov, U. Saalman, and V.S. Vorob'ev for fruitful discussions and advices. We are also grateful to all anonymous referees for the careful analysis of our results and a lot of valuable suggestions.

AUTHOR DECLARATIONS

Conflict of Interest

The authors have no conflicts to disclose.

Author Contributions

YVD suggested the theoretical concept, developed the corresponding software, and prepared the manuscript; both authors performed the simulations and analyzed the obtained results.

DATA AVAILABILITY

The data that support the findings of this study are available from the corresponding author upon reasonable request.

Appendix A: Dependence on the Initial Electron Temperature

All the results presented in the main part of this paper were obtained for the case of sufficiently small initial dispersion of the electron velocities, $\hat{\sigma}_v = 0.3$, since we were interested in

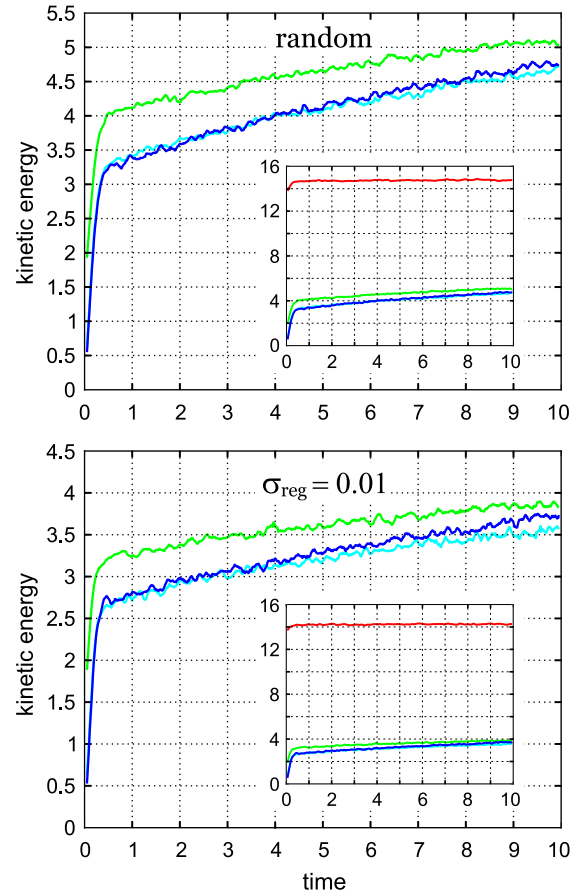


FIG. 5. Average (over 5 realizations) temporal behavior of the electron kinetic energy $\langle \hat{K} \rangle$ at the initial dispersion of the electron velocities $\hat{\sigma}_v = 0.1$ (blue curves), 0.3 (cyan), 1.0 (green) and 3.0 (red) for the purely random spatial distribution of ions (top panel) and their almost regular arrangement with $\sigma_{\text{reg}} = 0.01$ (bottom panel).

the evolution of substantially overcooled plasmas with significant values of the electron's Coulomb coupling. In general, it might be expected that such evolution will be almost independent of the degree of overcooling as long as the initial kinetic energy remains small in comparison with the potential one. However, it important to check this conjection.

With this aim in view, we performed a set of additional simulations with various values of initial dispersion: $\hat{\sigma}_v = 0.1, 0.3, 1.0$, and 3.0, corresponding to the initial electron kinetic energies about 0.01, 0.1, 1, and 10 (in the dimensionless units, normalized to the characteristic potential energy). The respective results are presented in Fig. 5 for the limiting cases of a random ionic background (top panel) and an almost unperturbed lattice with $\sigma_{\text{reg}} = 0.01$ (bottom panel). The regimes of temperature evolution starting from the above-mentioned values of $\hat{\sigma}_v$ are shown by blue, cyan, green, and red curves, respectively.

As could be expected, in the case of strongly overcooled initial state ($\hat{\sigma}_v \ll 1$), a subsequent evolution of the electron kinetic energy is almost independent of $\hat{\sigma}_v$: Really, as is seen in both panels, the blue ($\hat{\sigma}_v = 0.1$) and cyan ($\hat{\sigma}_v = 0.3$) curves

are almost indistinguishable from each other. Moreover, the cyan curve is often invisible at all, since it is obscured by the blue one.

However, when the initial plasma state was taken to be moderately coupled (non-ideal), *e.g.* $\hat{\alpha}_v = 1.0$, there was a noticeable change in the temperature evolution: it is seen that a green curve lies above the blue and cyan ones. This is not surprising because the electrons possessed an additional energy already in the initial state. Besides, despite a sharper initial jump, a subsequent increase of the temperature proceeds a bit slower. This is also rather natural, because it is well-known that the rate of three-body recombination considerably drops with increase in the electron temperature³³ (and the same should be expected for the multi-body recombination).

At last, when the plasma was initially almost ideal (for example, $\hat{\alpha}_v = 3.0$, *i.e.*, its kinetic energy exceeded the potential one by an order of magnitude), the corresponding red curve lies well above other curves. Moreover, it is almost horizontal, *i.e.*, a heating due to recombination is negligible. This case is evidently irrelevant to the situation discussed in the main body of the paper.

In principle, the fact that dynamics of the overcooled plasmas is almost independent of the particular values of initial temperature was mentioned already in paper³⁰. However, that simulations were performed with the “soft-core” potentials (*i.e.*, Coulomb interactions between the electrons and ions were artificially cut off at small distances). Since the dynamics of overcooled electrons involves a lot of very close encounters with ions, it is unclear in advance if the above-mentioned independence will survive in the case of more realistic Coulomb interactions. So, as follows from the present simulations, this really takes place.

Appendix B: Calculation of the Averaged Quantities

Since our article involved a number of various averaged quantities, it is reasonable to discuss the particular formulas for their calculation. For the sake of brevity, we shall omit here the hats denoting dimensionless quantities.

Let $K_i^{(\text{raw})}(t)$ be the original (“raw”) time series of the simulated electron energies at the i 'th version of initial conditions. As was already mentioned before, this quantity involves a lot of sharp peaks caused by the close interparticle collisions, which are irrelevant to the collective plasma behavior. So, the first step is to perform their averaging over a running window of width Δt ,

$$K_i(t) = \frac{1}{\Delta t} \int_{t-\Delta t/2}^{t+\Delta t/2} K_i^{(\text{raw})}(t') dt'. \quad (\text{B1})$$

Such averaged quantities $K_i(t)$ are shown, for example, by thin blue curves in Fig. 2.

Besides, we introduce the electron kinetic energy averaged

over various versions of the initial conditions ($i = 1, \dots, N$):

$$\langle K(t) \rangle = \frac{1}{N} \sum_{i=1}^N K_i(t). \quad (\text{B2})$$

These quantities are shown by thick dark curves in Fig. 2 as well as by the thick colored curves in Figs. 3 and 5.

Next, to characterize the electron kinetic energy established after some period of evolution starting from the i 'th version of initial conditions, we perform its averaging over a specified time interval $[t_1, t_2]$:

$$\bar{K}_i = \frac{1}{(t_2 - t_1)} \int_{t_1}^{t_2} K_i^{(\text{raw})}(t') dt'; \quad (\text{B3})$$

and similarly we find the corresponding r.m.s. variation at the same time interval:

$$\bar{\sigma}_i = \left\{ \frac{1}{(t_2 - t_1)} \int_{t_1}^{t_2} [K_i^{(\text{raw})}(t') - \bar{K}_i]^2 dt' \right\}^{1/2}. \quad (\text{B4})$$

At last, the established energies are averaged over the initial conditions:

$$\langle \bar{K} \rangle = \frac{1}{N} \sum_{i=1}^N \bar{K}_i. \quad (\text{B5})$$

The respective quantities are shown by the solid lines and circles in Fig. 4.

Next, to characterize “stability” of the obtained mean values, we introduce two kinds of their r.m.s. deviations, which are calculated by the following way. Firstly, a variation with respect to different versions of the initial conditions is evidently defined as

$$\sigma_{\text{ver}} = \left\{ \frac{1}{N-1} \sum_{i=1}^N [\bar{K}_i - \langle \bar{K} \rangle]^2 \right\}^{1/2}. \quad (\text{B6})$$

These quantities are shown in Fig. 4 by the red and blue dashed lines.

The second important characteristic is a r.m.s. variation with respect to time at the specified interval. It is obtained by averaging the corresponding quantities (B4) over the all initial conditions:

$$\sigma_t = \frac{1}{N} \sum_{i=1}^N \bar{\sigma}_i. \quad (\text{B7})$$

These variations are plotted in Fig. 4 by the red and blue dotted lines.

References:

- ¹P. Gould and E. Eyler, “Ultracold plasmas come of age,” *Phys. World* **14**(3), 19 (2001).
- ²S. Bergeson and T. Killian, “Ultracold plasmas and Rydberg gases,” *Phys. World* **16**(2), 37 (2003).

- ³T. Killian, “Ultracold neutral plasmas,” *Science* **316**, 705 (2007).
- ⁴T. Killian, T. Pattard, T. Pohl, and J. Rost, “Ultracold neutral plasmas,” *Phys. Rep.* **449**, 77 (2007).
- ⁵S. Ichimaru, “Strongly coupled plasmas: High-density classical plasmas and degenerate electron liquids,” *Rev. Mod. Phys.* **54**, 1017 (1982).
- ⁶V. Fortov and I. Iakubov, *The Physics of Non-ideal Plasma* (World Sci., Singapore, 2000).
- ⁷T. Killian, S. Kulin, S. Bergeson, L. Orozco, C. Orzel, and S. Rolston, “Creation of an ultracold neutral plasma,” *Phys. Rev. Lett.* **83**, 4776 (1999).
- ⁸D. Gericke and M. Murillo, “Disorder-induced heating of ultracold plasmas,” *Contrib. Plas. Phys.* **43**, 298 (2003).
- ⁹M. Robert-de Saint-Vincent, C. Hofmann, H. Schempp, G. Günter, S. Whitlock, and M. Weidemüller, “Spontaneous avalanche ionization of a strongly blockaded Rydberg gas,” *Phys. Rev. Lett.* **110**, 045004 (2013).
- ¹⁰M. Lukin, M. Fleischhauer, R. Cote, L. Duan, D. Jaksch, J. Cirac, and P. Zoller, “Dipole blockade and quantum information processing in mesoscopic atomic ensembles,” *Phys. Rev. Lett.* **87**, 037901 (2001).
- ¹¹D. Tong, S. Farooqi, J. Stanojevic, S. Krishnan, Y. Zhang, R. Côté, E. Eyler, and P. Gould, “Local blockade of Rydberg excitation in an ultracold gas,” *Phys. Rev. Lett.* **93**, 063001 (2004).
- ¹²K. Singer, M. Reetz-Lamour, T. Amthor, L. Gustavo Marcassa, and M. Weidemüller, “Suppression of excitation and spectral broadening induced by interactions in a cold gas of Rydberg atoms,” *Phys. Rev. Lett.* **93**, 163001 (2004).
- ¹³Y. Dumin and A. Lukashenko, “Electron temperature relaxation in the clustered ultracold plasmas,” *Phys. Plas.* **29**, 113506 (2022).
- ¹⁴T. Pohl, T. Pattard, and J. Rost, “On the possibility of ‘correlation cooling’ of ultracold neutral plasmas,” *J. Phys. B* **37**, L183 (2004).
- ¹⁵T. Pohl, T. Pattard, and J. Rost, “Relaxation to nonequilibrium in expanding ultracold neutral plasmas,” *Phys. Rev. Lett.* **94**, 205003 (2005).
- ¹⁶Z. Donkó, “Molecular dynamics simulations of strongly coupled plasmas,” *J. Phys. A* **42**, 214029 (2009).
- ¹⁷D. Murphy, R. Scholten, and B. Sparkes, “Increasing the brightness of cold ion beams by suppressing disorder-induced heating with Rydberg blockade,” *Phys. Rev. Lett.* **115**, 214802 (2015).
- ¹⁸D. Murphy and B. Sparkes, “Disorder-induced heating of ultracold neutral plasmas created from atoms in partially filled optical lattices,” *Phys. Rev. E* **94**, 021201(R) (2016).
- ¹⁹K. Niffenegger, K. Gilmore, and F. Robicheaux, “Early time properties of ultracold neutral plasmas,” *J. Phys. B* **44**, 145701 (2011).
- ²⁰S. Mayorov, A. Tkachev, and S. Yakovlenko, “Metastable supercooled plasma,” *Physics–Uspekhi* **37**, 279 (1994).
- ²¹W. Press, S. Teukolsky, W. Vetterling, and B. Flannery, *Numerical Recipes in Fortran 77: The Art of Scientific Computing*, 2nd ed., Vol. 1 (Cambridge Univ. Press, Cambridge, UK, 1992).
- ²²Y. Dumin, “Characteristic features of temperature evolution in ultracold plasmas,” *Plas. Phys. Rep.* **37**, 858 (2011).
- ²³L. Landau and E. Lifshitz, *Mechanics*, 3rd ed. (Pergamon, Oxford, 1976).
- ²⁴S. Bergeson, A. Denning, M. Lyon, and F. Robicheaux, “Density and temperature scaling of disorder-induced heating in ultracold plasmas,” *Phys. Rev. A* **83**, 023409 (2011).
- ²⁵Y. Dumin, “Studying the properties of supercooled strongly-coupled plasma created by artificial injection into space,” *J. Low Temp. Phys.* **119**, 377 (2000).
- ²⁶S. Kuzmin and T. O’Neil, “Numerical simulation of ultracold plasmas: How rapid intrinsic heating limits the development of correlation,” *Phys. Rev. Lett.* **88**, 065003 (2002).
- ²⁷S. Kuzmin and T. O’Neil, “Numerical simulation of ultracold plasmas: How rapid intrinsic heating limits the development of correlation,” *Phys. Rev. Lett.* **88**, 065003 (2002).
- ²⁸N. Vanhaecke, D. Comparat, D. Tate, and P. Pillet, “Ionization of Rydberg atoms embedded in an ultracold plasma,” *Phys. Rev. A* **71**, 013416 (2005).
- ²⁹E. Crockett, R. Newell, F. Robicheaux, and D. Tate, “Heating and cooling of electrons in an ultracold neutral plasma using Rydberg atoms,” *Phys. Rev. A* **98**, 043431 (2018).
- ³⁰S. Tiwari and S. Baalrud, “Reduction of electron heating by magnetizing ultracold neutral plasma,” *Phys. Plas.* **25**, 013511 (2018).
- ³¹J. Ziman, *Principles of the Theory of Solids*, 2nd ed. (Cambridge Univ. Press, Cambridge, UK, 1972).
- ³²D. Rapaport, *The Art of Molecular Dynamics Simulation*, 2nd ed. (Cambridge Univ. Press, Cambridge, UK, 2004).
- ³³H. Massey and E. Burhop, *Electronic and Ionic Impact Phenomena* (Clarendon & Oxford Univ. Press, Oxford, 1956).